Mode	30	
	Harmonic	
	U-NII-2C_5.47-5.725_802.11ax HE20_CH140_5700MHz	
ANT	1 + 2	
Pol.	Horizontal	Vertical
Peak Avg	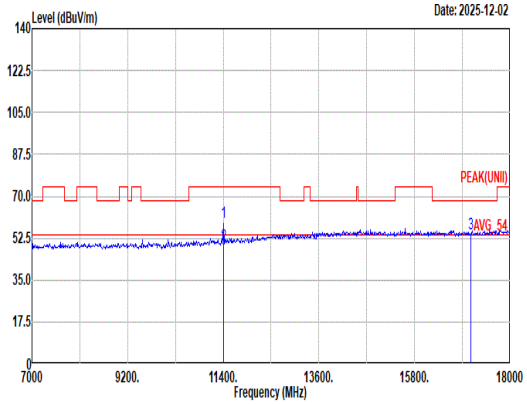 Site : 03CH23-HY Condition: PEAK(UNII) 3m DRH18-E_LE2C05A18EN_250702 HORIZONTAL Freq Level Limit Line Margin Read Level Ant Factor Cable Loss Preamp Factor Aux Factor APos TPos Remark MHz dBuV/m dBuV/m dB dBuV dB/m dB dB dB cm deg 1 11400.00 59.09 74.00 -14.91 42.29 38.50 15.96 39.92 2.26 400 124 Peak 2 11400.00 49.52 54.00 -4.48 32.72 38.50 15.96 39.92 2.26 400 124 Average 3 17100.00 54.65 68.20 -13.55 38.14 40.30 19.58 46.36 2.99 -- -- Peak	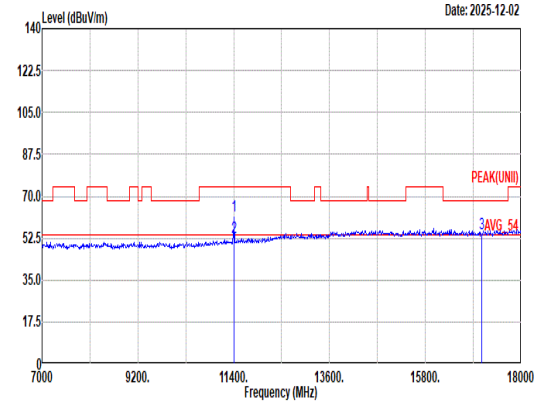 Site : 03CH23-HY Condition: PEAK(UNII) 3m DRH18-E_LE2C05A18EN_250702 VERTICAL Freq Level Limit Line Margin Read Level Ant Factor Cable Loss Preamp Factor Aux Factor APos TPos Remark MHz dBuV/m dBuV/m dB dBuV dB/m dB dB dB cm deg 1 11400.00 62.04 74.00 -11.96 45.24 38.50 15.96 39.92 2.26 208 187 Peak 2 11400.00 52.59 54.00 -1.41 35.79 38.50 15.96 39.92 2.26 208 187 Average 3 17100.00 54.65 68.20 -13.55 38.14 40.30 19.58 46.36 2.99 -- -- Peak

Mode	30	
	Harmonic	
	U-NII-2C_5.47-5.725_802.11ax HE20_CH140_5700MHz	
ANT	1 + 2	
Pol.	Horizontal	Vertical
10.6G ~18G Avg	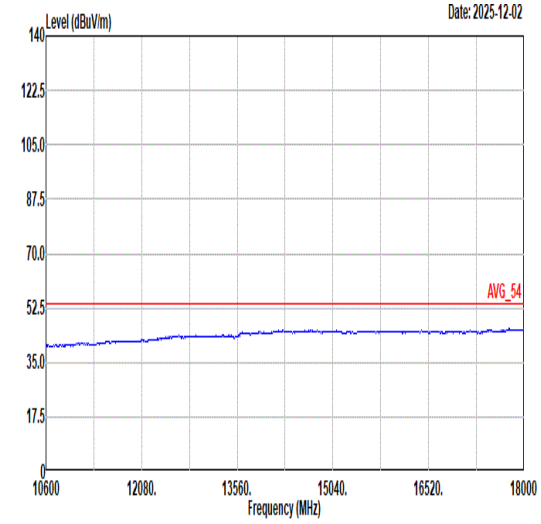 Site : 03CH23-HY Condition: AVG_54 3m DRH18-E_LE2C05A18EN_250702 HORIZONTAL	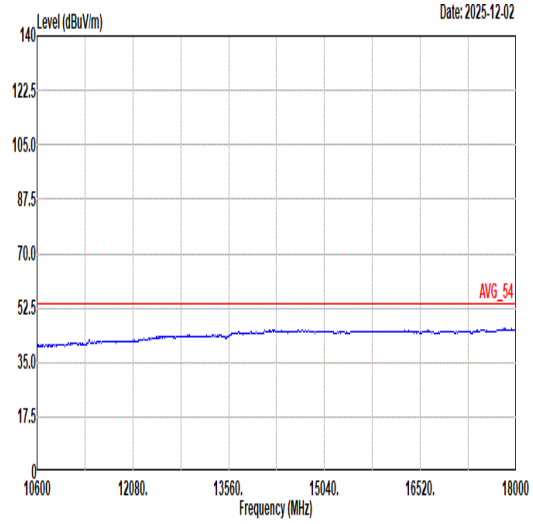 Site : 03CH23-HY Condition: AVG_54 3m DRH18-E_LE2C05A18EN_250702 VERTICAL

Mode	31	
	Band Edge - L	
	U-NII-2C_5.47-5.725_802.11ax HE20_CH144_5720MHz	
ANT	1 + 2	
Pol.	Horizontal	Fundamental
Peak	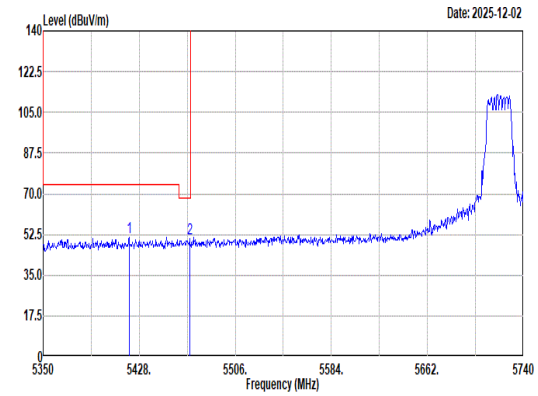 Site : 03CH23-HY Condition: U-NII-2C 3m DRH18-E_LE2C05A18EN_250702 HORIZONTAL : RBW:1000.000kHz VBW:3000.000kHz SWT:Auto Freq Level Limit Line Margin Read Level Ant Factor Cable Loss Preamp Factor Aux Factor APos TPos Remark 1 5419.81 51.41 74.00 -22.59 37.70 32.64 10.99 33.42 3.50 400 110 Peak 2 5468.95 50.48 68.20 -17.72 36.73 32.74 11.05 33.56 3.52 400 110 Peak	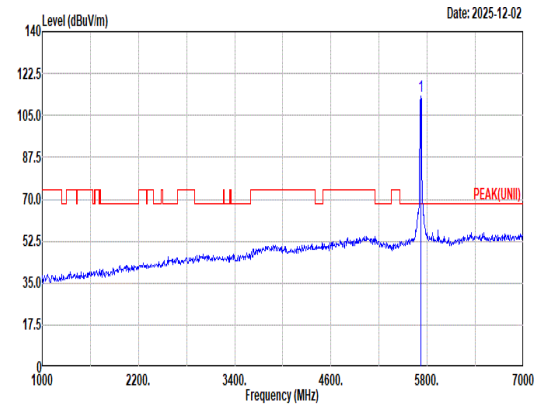 Site : 03CH23-HY Condition: PEAK(UNII) 3m DRH18-E_LE2C05A18EN_250702 HORIZONTAL : RBW:1000.000kHz VBW:3000.000kHz SWT:Auto Freq Level Limit Line Margin Read Level Ant Factor Cable Loss Preamp Factor Aux Factor APos TPos Remark 1 5720.00 113.24 ------ ------ 98.43 33.86 11.30 33.93 3.58 400 110 Peak
Avg	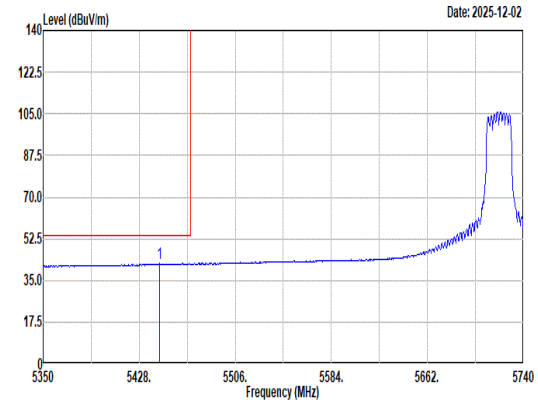 Site : 03CH23-HY Condition: U-NII-2C AVERAGE 3m DRH18-E_LE2C05A18EN_250702 HORIZONTAL : RBW:1000.000kHz VBW:1.000kHz SWT:Auto Freq Level Limit Line Margin Read Level Ant Factor Cable Loss Preamp Factor Aux Factor APos TPos Remark 1 5444.38 42.12 54.00 -11.88 28.39 32.69 11.02 33.49 3.51 400 110 Average	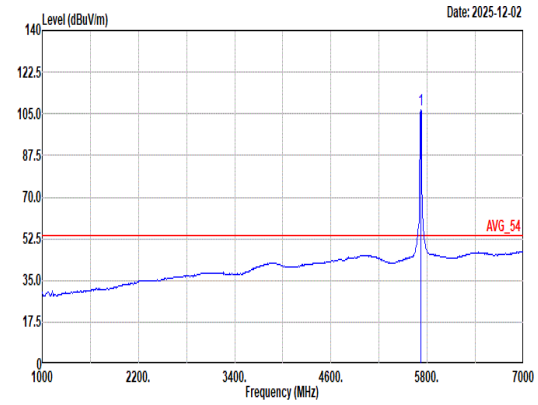 Site : 03CH23-HY Condition: AVG_54 3m DRH18-E_LE2C05A18EN_250702 HORIZONTAL : RBW:1000.000kHz VBW:1.000kHz SWT:Auto Freq Level Limit Line Margin Read Level Ant Factor Cable Loss Preamp Factor Aux Factor APos TPos Remark 1 5720.00 106.95 ------ ------ 92.11 33.89 11.30 33.94 3.59 400 110 Average

Mode	31	
	Band Edge - R	
	U-NII-2C_5.47-5.725_802.11ax HE20_CH144_5720MHz	
ANT	1 + 2	
Pol.	Horizontal	Fundamental
Peak	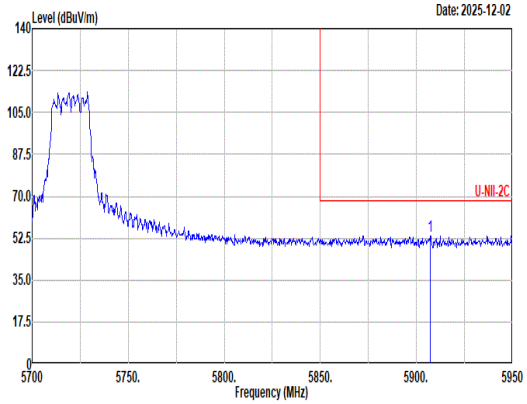 Site : 03CH23-HY Condition: U-NII-2C 3m DRH18-E_LE2C05A18EN_250702 HORIZONTAL : RBW:1000.000kHz VBW:3000.000kHz SWT:Auto Freq Level Limit Line Margin Read Level Ant Factor Cable Loss Preamp Factor Aux Factor APos TPos Remark MHz dBuV/m dBuV/m dB dBuV dB/m dB dB dB cm deg 1 5907.25 53.56 68.20 -14.64 38.62 34.00 11.55 34.18 3.57 400 110 Peak	Blank

Mode	31
	Band Edge - L
	U-NII-2C_5.47-5.725_802.11ax HE20_CH144_5720MHz
ANT	1 + 2

Pol.	Vertical	Fundamental
Peak	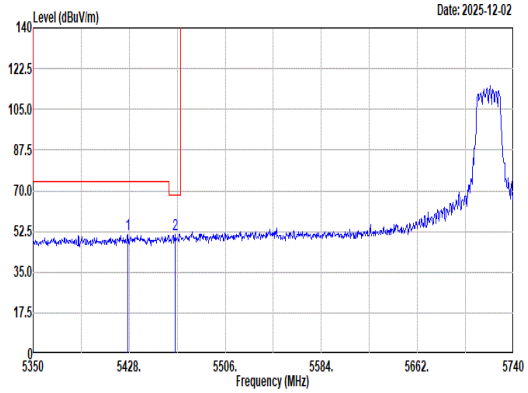 Site : 03CH23-HY Condition: U-NII-2C 3m DRH18-E_LE2C05A18EN_250702 VERTICAL : RBW:1000.000kHz VBW:3000.000kHz SWT:Auto Freq Level Limit Line Margin Read Level Ant Factor Cable Loss Preamp Factor Aux Factor APos TPos Remark 1 5426.83 51.11 74.00 -22.89 37.39 32.65 11.00 33.44 3.51 300 139 Peak 2 5465.44 51.49 68.20 -16.71 37.74 32.73 11.05 33.55 3.52 300 139 Peak	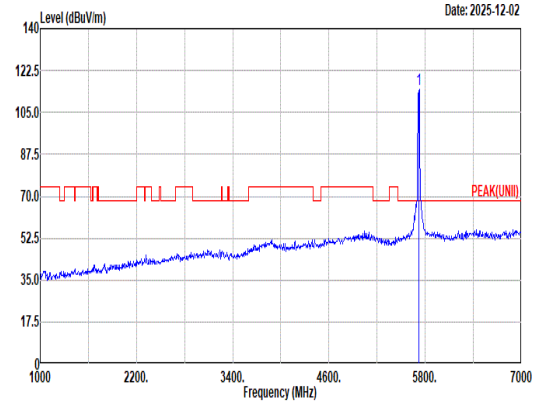 Site : 03CH23-HY Condition: PEAK(UNII) 3m DRH18-E_LE2C05A18EN_250702 VERTICAL : RBW:1000.000kHz VBW:3000.000kHz SWT:Auto Freq Level Limit Line Margin Read Level Ant Factor Cable Loss Preamp Factor Aux Factor APos TPos Remark 1 5720.00 114.58 ------ ------ 99.72 33.91 11.31 33.95 3.59 300 139 Peak
Avg	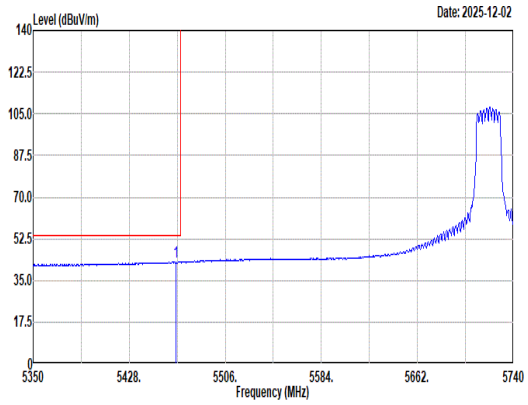 Site : 03CH23-HY Condition: U-NII-2C AVERAGE 3m DRH18-E_LE2C05A18EN_250702 VERTICAL : RBW:1000.000kHz VBW:1.000kHz SWT:Auto Freq Level Limit Line Margin Read Level Ant Factor Cable Loss Preamp Factor Aux Factor APos TPos Remark 1 5465.83 42.69 54.00 -11.31 28.94 32.73 11.05 33.55 3.52 300 139 Average	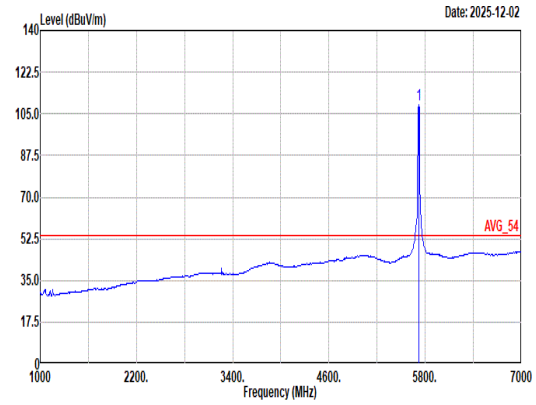 Site : 03CH23-HY Condition: AVG_54 3m DRH18-E_LE2C05A18EN_250702 VERTICAL : RBW:1000.000kHz VBW:1.000kHz SWT:Auto Freq Level Limit Line Margin Read Level Ant Factor Cable Loss Preamp Factor Aux Factor APos TPos Remark 1 5720.00 108.72 ------ ------ 93.88 33.89 11.30 33.94 3.59 300 139 Average

Mode	31	
	Band Edge - R	
	U-NII-2C_5.47-5.725_802.11ax HE20_CH144_5720MHz	
ANT	1 + 2	
Pol.	Vertical	Fundamental
Peak	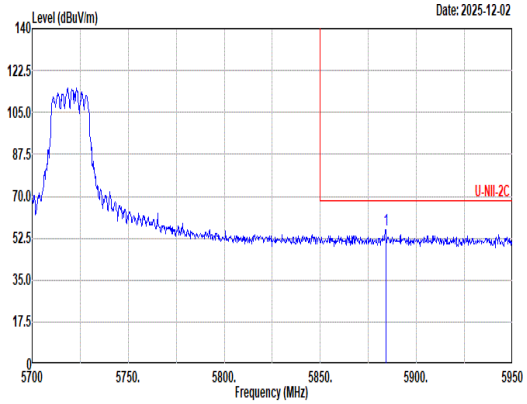 Site : 03CH23-HY Condition: U-NII-2C 3m DRH18-E_LE2C05A18EN_250702 VERTICAL : RBW:1000.000kHz VBW:3000.000kHz SWT:Auto Freq Level Limit Line Margin Read Level Ant Factor Cable Loss Preamp Factor Aux Factor APos TPos Remark MHz dBuV/m dBuV/m dB dBuV dB/m dB dB dB cm deg 1 5884.00 56.19 68.20 -12.01 41.22 34.03 11.51 34.15 3.58 300 139 Peak	Blank

Mode	31	
	Harmonic	
	U-NII-2C_5.47-5.725_802.11ax HE20_CH144_5720MHz	
ANT	1 + 2	
Pol.	Horizontal	Vertical
Peak Avg	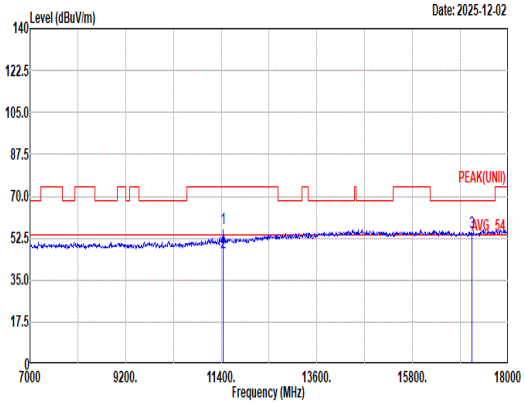 Site : 03CH23-HY Condition: PEAK(UNII) 3m DRH18-E_LE2C05A18EN_250702 HORIZONTAL Freq Level Limit Line Margin Read Level Ant Factor Cable Loss Preamp Factor Aux Factor APos TPos Remark MHz dBuV/m dBuV/m dB dBuV dB/m dB dB dB cm deg 1 11440.00 56.75 74.00 -17.25 39.85 38.58 15.99 39.94 2.27 400 134 Peak 2 11440.00 46.60 54.00 -7.40 29.70 38.58 15.99 39.94 2.27 400 134 Average 3 17160.00 54.76 68.20 -13.44 38.35 40.18 19.62 46.41 3.02 -- -- Peak	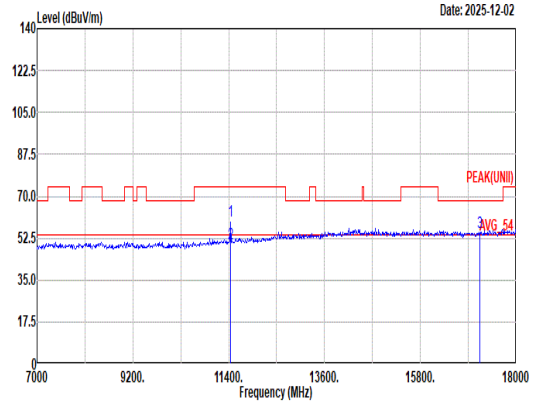 Site : 03CH23-HY Condition: PEAK(UNII) 3m DRH18-E_LE2C05A18EN_250702 VERTICAL Freq Level Limit Line Margin Read Level Ant Factor Cable Loss Preamp Factor Aux Factor APos TPos Remark MHz dBuV/m dBuV/m dB dBuV dB/m dB dB dB cm deg 1 11440.00 59.62 74.00 -14.38 42.72 38.58 15.99 39.94 2.27 206 188 Peak 2 11440.00 50.02 54.00 -3.98 33.12 38.58 15.99 39.94 2.27 206 188 Average 3 17160.00 54.82 68.20 -13.38 38.41 40.18 19.62 46.41 3.02 -- -- Peak

Mode	31	
	Harmonic	
	U-NII-2C_5.47-5.725_802.11ax HE20_CH144_5720MHz	
ANT	1 + 2	
Pol.	Horizontal	Vertical
10.6G ~18G Avg	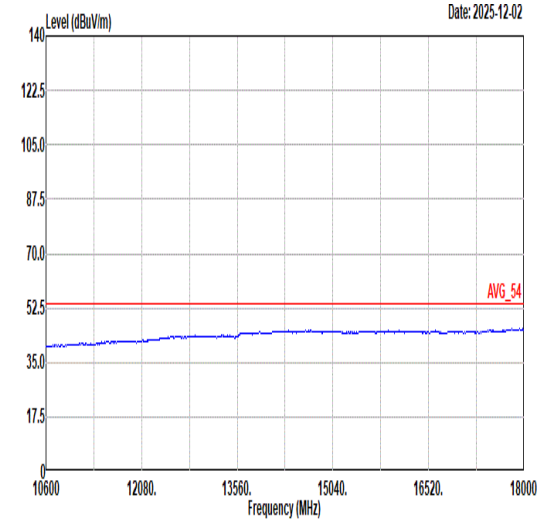 Site : 03CH23-HY Condition: AVG_54 3m DRH18-E_LE2C05A18EN_250702 HORIZONTAL	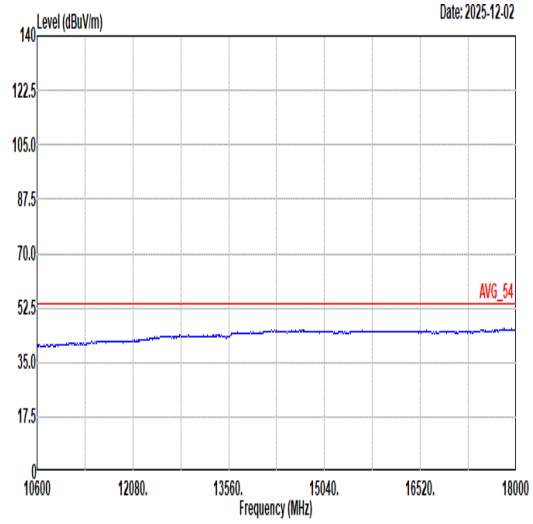 Site : 03CH23-HY Condition: AVG_54 3m DRH18-E_LE2C05A18EN_250702 VERTICAL

Mode	32
	Band Edge
	U-NII-2C_5.47-5.725_802.11ax HE20_CH100_26/0_5500MHz
ANT	1 + 2

Pol.	Horizontal	Fundamental
Peak	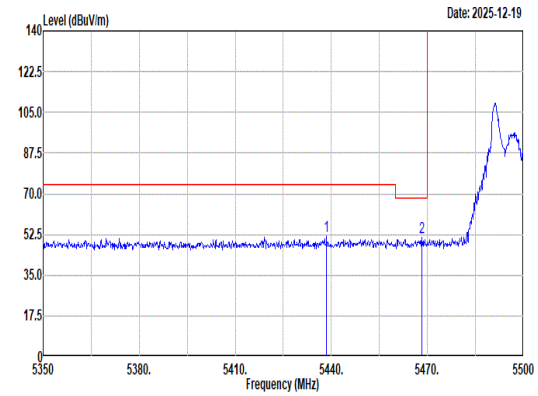 Site : 03CH23-HY Condition: PEAK_BE(UNII)_B3 3m DRH18-E_LE2C05A18EN_250702 HORIZONTAL : RBW:1000.000kHz VBW:3000.000kHz SWT:Auto Freq Level Limit Line Margin Read Level Ant Factor Cable Loss Preamp Factor Aux Factor APos TPos Remark MHz dBuV/m dBuV/m dB dBuV dB/m dB dB dB cm deg 1 5438.50 51.65 74.00 -22.35 37.92 32.68 11.01 33.47 3.51 263 246 Peak 2 5468.20 51.34 68.20 -16.86 37.59 32.74 11.05 33.56 3.52 263 246 Peak	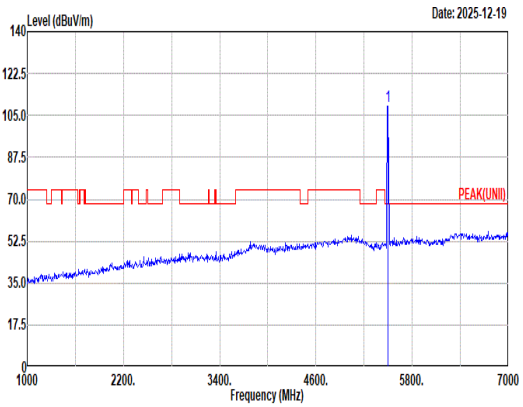 Site : 03CH23-HY Condition: PEAK(UNII) 3m DRH18-E_LE2C05A18EN_250702 HORIZONTAL : RBW:1000.000kHz VBW:3000.000kHz SWT:Auto Freq Level Limit Line Margin Read Level Ant Factor Cable Loss Preamp Factor Aux Factor APos TPos Remark MHz dBuV/m dBuV/m dB dBuV dB/m dB dB dB cm deg 1 5500.00 109.09 ------ ------ 95.32 32.79 11.09 33.63 3.52 263 246 Peak
Avg	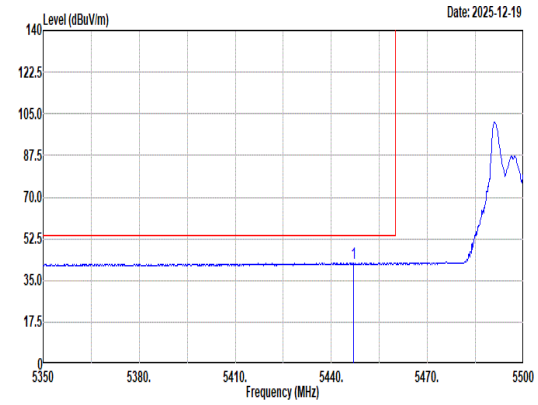 Site : 03CH23-HY Condition: AVG_BE(UNII)_B3 3m DRH18-E_LE2C05A18EN_250702 HORIZONTAL : RBW:1000.000kHz VBW:1.800kHz SWT:Auto Freq Level Limit Line Margin Read Level Ant Factor Cable Loss Preamp Factor Aux Factor APos TPos Remark MHz dBuV/m dBuV/m dB dBuV dB/m dB dB dB cm deg 1 5446.90 42.34 54.00 -11.66 28.62 32.69 11.02 33.50 3.51 263 246 Average	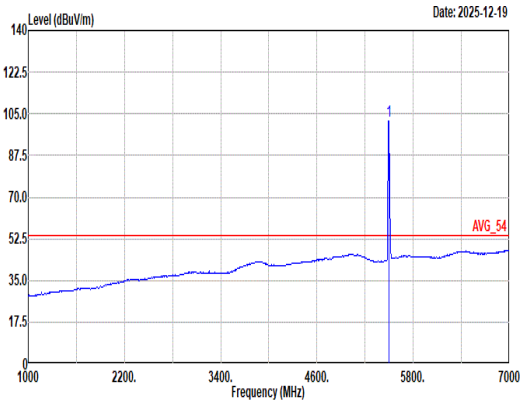 Site : 03CH23-HY Condition: AVG_54 3m DRH18-E_LE2C05A18EN_250702 HORIZONTAL : RBW:1000.000kHz VBW:1.800kHz SWT:Auto Freq Level Limit Line Margin Read Level Ant Factor Cable Loss Preamp Factor Aux Factor APos TPos Remark MHz dBuV/m dBuV/m dB dBuV dB/m dB dB dB cm deg 1 5500.00 101.96 ------ ------ 88.19 32.79 11.09 33.63 3.52 263 246 Average

Mode	32	
	Band Edge	
	U-NII-2C_5.47-5.725_802.11ax HE20_CH100_26/0_5500MHz	
ANT	1 + 2	
Pol.	Vertical	Fundamental
Peak	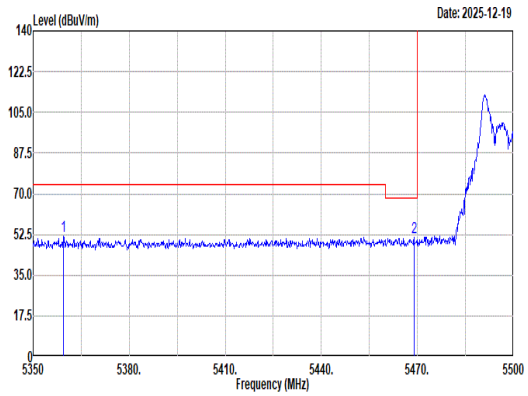 Site : 03CH23-HY Condition: PEAK_BE(UNII)_B3 3m DRH18-E_LE2C05A18EN_250702 VERTICAL : RBW:1000.000kHz VBW:3000.000kHz SWT:Auto Freq Level Limit Line Margin Read Level Ant Factor Cable Loss Preamp Factor Aux Factor APos TPos Remark MHz dBuV/m dBuV/m dB dBuV dB/m dB dB dB cm deg 1 5359.45 51.98 74.00 -22.02 38.30 32.52 10.93 33.25 3.48 100 147 Peak 2 5468.95 51.18 68.20 -17.02 37.43 32.74 11.05 33.56 3.52 100 147 Peak	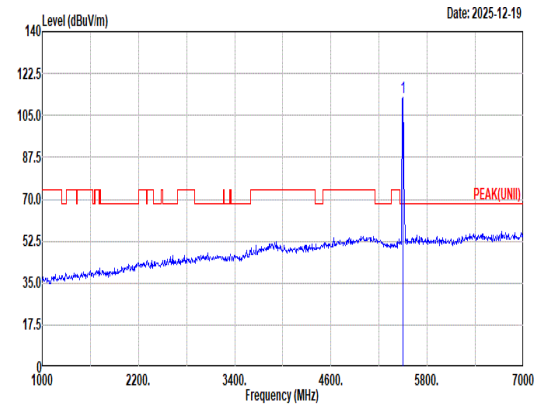 Site : 03CH23-HY Condition: PEAK(UNII) 3m DRH18-E_LE2C05A18EN_250702 VERTICAL : RBW:1000.000kHz VBW:3000.000kHz SWT:Auto Freq Level Limit Line Margin Read Level Ant Factor Cable Loss Preamp Factor Aux Factor APos TPos Remark MHz dBuV/m dBuV/m dB dBuV dB/m dB dB dB cm deg 1 5500.00 112.78 ------ ------ 99.01 32.79 11.09 33.63 3.52 100 147 Peak
Avg	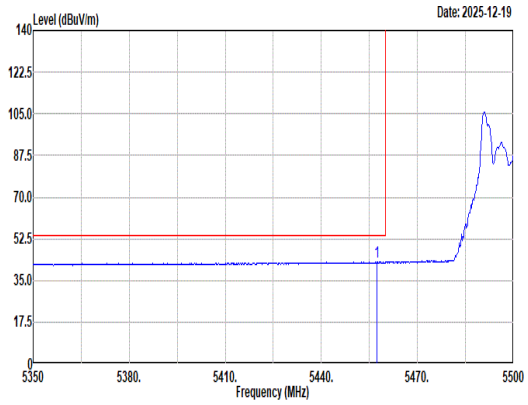 Site : 03CH23-HY Condition: AVG_BE(UNII)_B3 3m DRH18-E_LE2C05A18EN_250702 VERTICAL : RBW:1000.000kHz VBW:1.800kHz SWT:Auto Freq Level Limit Line Margin Read Level Ant Factor Cable Loss Preamp Factor Aux Factor APos TPos Remark MHz dBuV/m dBuV/m dB dBuV dB/m dB dB dB cm deg 1 5457.40 42.88 54.00 -11.12 29.15 32.71 11.04 33.53 3.51 100 147 Average	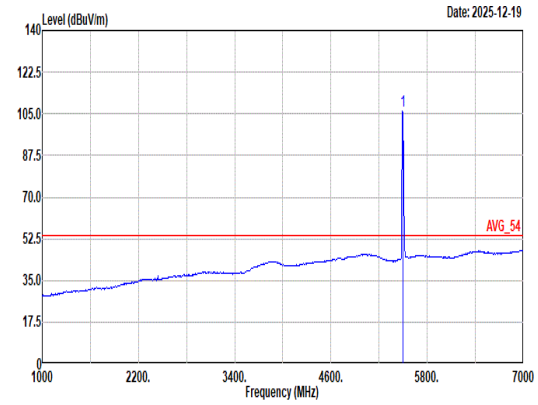 Site : 03CH23-HY Condition: AVG_54 3m DRH18-E_LE2C05A18EN_250702 VERTICAL : RBW:1000.000kHz VBW:1.800kHz SWT:Auto Freq Level Limit Line Margin Read Level Ant Factor Cable Loss Preamp Factor Aux Factor APos TPos Remark MHz dBuV/m dBuV/m dB dBuV dB/m dB dB dB cm deg 1 5500.00 106.06 ------ ------ 92.30 32.78 11.08 33.62 3.52 100 147 Average

Mode	33
	Band Edge
	U-NII-2C_5.47-5.725_802.11ax HE20_CH100_106/53_5500MHz
ANT	1 + 2

Pol.	Horizontal	Fundamental
Peak	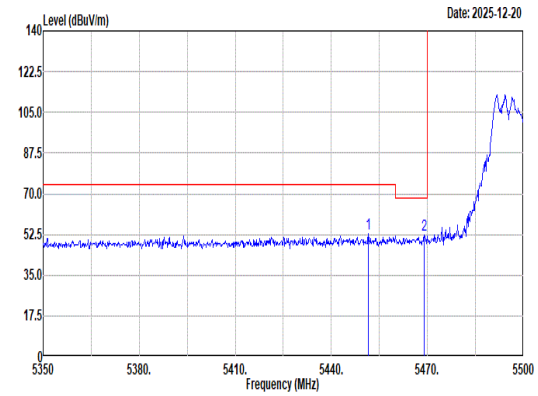 Site : 03CH23-HY Condition: PEAK_BE(UNII)_B3 3m DRH18-E_LE2C05A18EN_250702 HORIZONTAL : RBW:1000.000kHz VBW:3000.000kHz SWT:Auto Freq Level Limit Line Margin Read Level Ant Factor Cable Loss Preamp Factor Aux Factor APos TPos Remark MHz dBuV/m dBuV/m dB dBuV dB/m dB dB dB cm deg 1 5451.55 52.77 74.00 -21.23 39.04 32.70 11.03 33.51 3.51 351 115 Peak 2 5468.95 52.09 68.20 -16.11 38.34 32.74 11.05 33.56 3.52 351 115 Peak	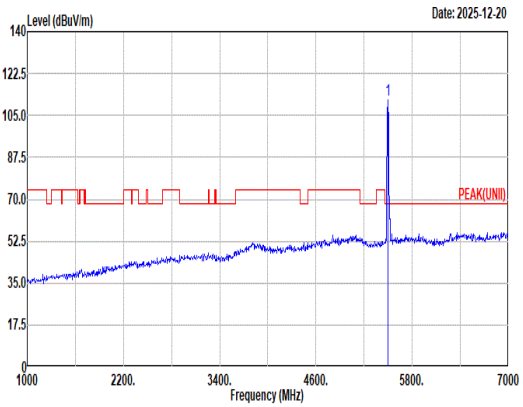 Site : 03CH23-HY Condition: PEAK(UNII) 3m DRH18-E_LE2C05A18EN_250702 HORIZONTAL : RBW:1000.000kHz VBW:3000.000kHz SWT:Auto Freq Level Limit Line Margin Read Level Ant Factor Cable Loss Preamp Factor Aux Factor APos TPos Remark MHz dBuV/m dBuV/m dB dBuV dB/m dB dB dB cm deg 1 5500.00 111.58 ------ ------ 97.81 32.79 11.09 33.63 3.52 351 115 Peak
Avg	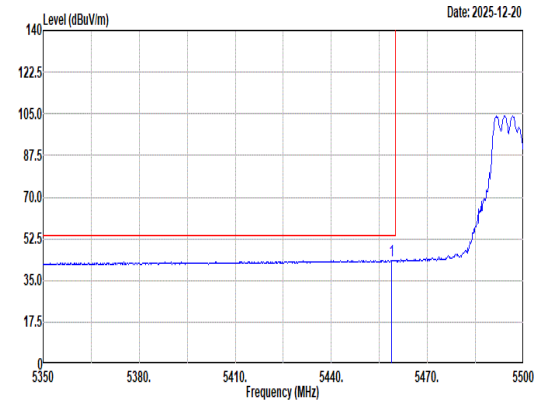 Site : 03CH23-HY Condition: AVG_BE(UNII)_B3 3m DRH18-E_LE2C05A18EN_250702 HORIZONTAL : RBW:1000.000kHz VBW:2.400kHz SWT:Auto Freq Level Limit Line Margin Read Level Ant Factor Cable Loss Preamp Factor Aux Factor APos TPos Remark MHz dBuV/m dBuV/m dB dBuV dB/m dB dB dB cm deg 1 5458.90 43.56 54.00 -10.44 29.82 32.72 11.04 33.53 3.51 351 115 Average	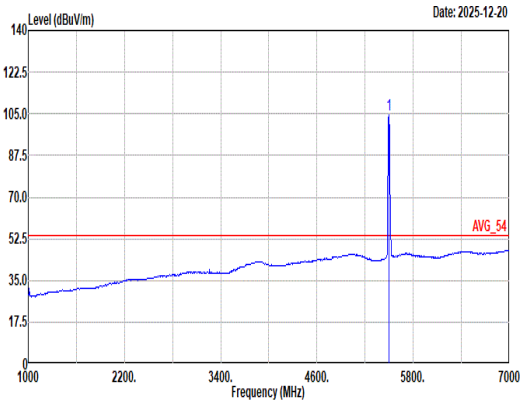 Site : 03CH23-HY Condition: AVG_54 3m DRH18-E_LE2C05A18EN_250702 HORIZONTAL : RBW:1000.000kHz VBW:2.400kHz SWT:Auto Freq Level Limit Line Margin Read Level Ant Factor Cable Loss Preamp Factor Aux Factor APos TPos Remark MHz dBuV/m dBuV/m dB dBuV dB/m dB dB dB cm deg 1 5500.00 104.80 ------ ------ 91.03 32.79 11.09 33.63 3.52 351 115 Average

Mode	33
	Band Edge
	U-NII-2C_5.47-5.725_802.11ax HE20_CH100_106/53_5500MHz
ANT	1 + 2

Pol.	Vertical	Fundamental
Peak	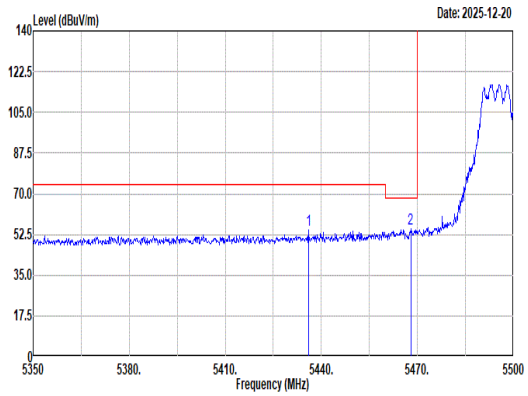 Site : 03CH23-HY Condition: PEAK_BE(UNII)_B3 3m DRH18-E_LE2C05A18EN_250702 VERTICAL : RBW:1000.000kHz VBW:3000.000kHz SWT:Auto Freq Level Limit Line Margin Read Level Ant Factor Cable Loss Preamp Factor Aux Factor APos TPos Remark MHz dBuV/m dBuV/m dB dBuV dB/m dB dB dB cm deg 1 5435.95 54.30 74.00 -19.70 40.58 32.67 11.01 33.47 3.51 300 145 Peak 2 5467.90 55.18 68.20 -13.02 41.43 32.74 11.05 33.56 3.52 300 145 Peak	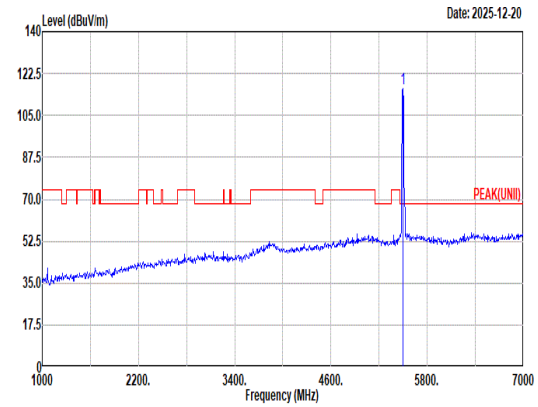 Site : 03CH23-HY Condition: PEAK(UNII) 3m DRH18-E_LE2C05A18EN_250702 VERTICAL : RBW:1000.000kHz VBW:3000.000kHz SWT:Auto Freq Level Limit Line Margin Read Level Ant Factor Cable Loss Preamp Factor Aux Factor APos TPos Remark MHz dBuV/m dBuV/m dB dBuV dB/m dB dB dB cm deg 1 5500.00 116.39 ------ ------ 102.62 32.79 11.09 33.63 3.52 300 145 Peak
Avg	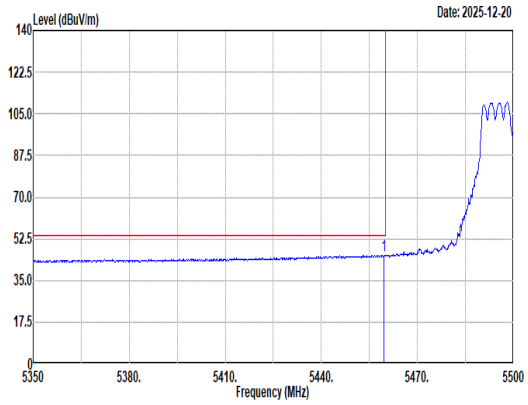 Site : 03CH23-HY Condition: AVG_BE(UNII)_B3 3m DRH18-E_LE2C05A18EN_250702 VERTICAL : RBW:1000.000kHz VBW:2.400kHz SWT:Auto Freq Level Limit Line Margin Read Level Ant Factor Cable Loss Preamp Factor Aux Factor APos TPos Remark MHz dBuV/m dBuV/m dB dBuV dB/m dB dB dB cm deg 1 5459.65 45.62 54.00 -8.38 31.88 32.72 11.04 33.53 3.51 300 145 Average	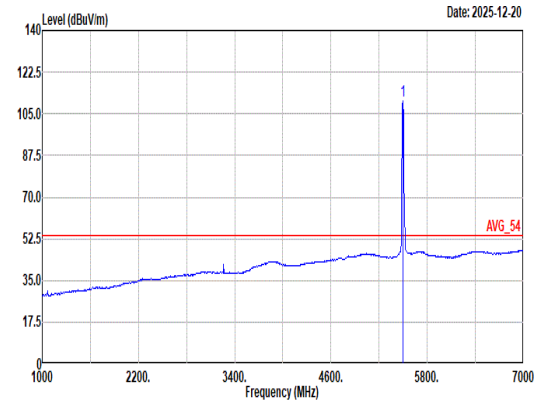 Site : 03CH23-HY Condition: AVG_54 3m DRH18-E_LE2C05A18EN_250702 VERTICAL : RBW:1000.000kHz VBW:2.400kHz SWT:Auto Freq Level Limit Line Margin Read Level Ant Factor Cable Loss Preamp Factor Aux Factor APos TPos Remark MHz dBuV/m dBuV/m dB dBuV dB/m dB dB dB cm deg 1 5500.00 110.43 ------ ------ 96.66 32.79 11.09 33.63 3.52 300 145 Average

Mode	34	
	Band Edge	
	U-NII-2C_5.47-5.725_802.11ax HE20_CH140_26/8_5700MHz	
ANT	1 + 2	
Pol.	Horizontal	Fundamental
Peak	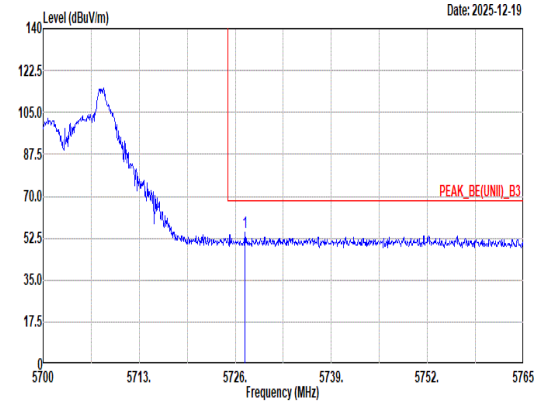 Site : 03CH23-HY Condition: PEAK_BE(UNII)_B3 3m DRH18-E_LE2C05A18EN_250702 HORIZONTAL : RBW:1000.000kHz VBW:3000.000kHz SWT:Auto 1 5727.30 54.71 68.20 -13.49 39.85 33.91 11.31 33.95 3.59 388 106 Peak	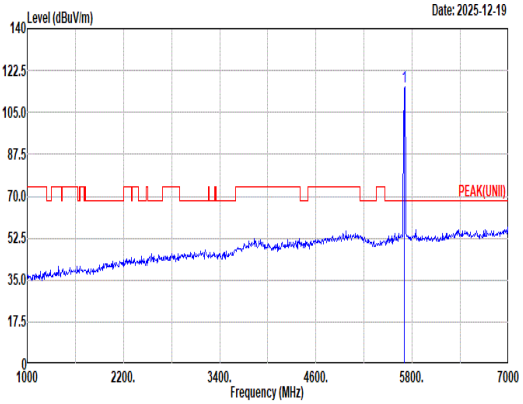 Site : 03CH23-HY Condition: PEAK(UNII) 3m DRH18-E_LE2C05A18EN_250702 HORIZONTAL : RBW:1000.000kHz VBW:3000.000kHz SWT:Auto 1 5700.00 115.85 ------ ------ 101.05 33.84 11.30 33.92 3.58 388 106 Peak
Avg	Blank	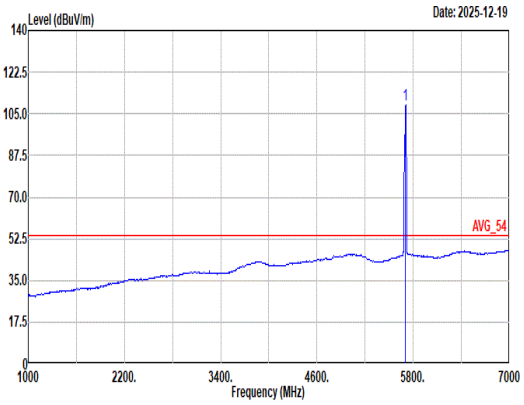 Site : 03CH23-HY Condition: AVG_54 3m DRH18-E_LE2C05A18EN_250702 HORIZONTAL : RBW:1000.000kHz VBW:1.800kHz SWT:Auto 1 5700.00 108.94 ------ ------ 94.14 33.84 11.30 33.92 3.58 388 106 Average

Mode	34	
	Band Edge	
	U-NII-2C_5.47-5.725_802.11ax HE20_CH140_26/8_5700MHz	
ANT	1 + 2	
Pol.	Vertical	Fundamental
Peak	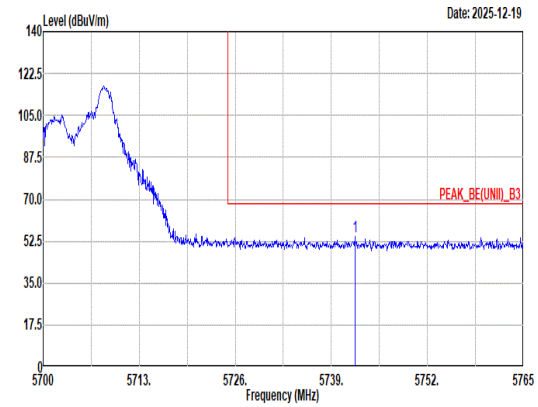 Site : 03CH23-HY Condition: PEAK_BE(UNII)_B3 3m DRH18-E_LE2C05A18EN_250702 VERTICAL : RBW:1000.000kHz VBW:3000.000kHz SWT:Auto Freq Level Limit Line Margin Read Level Ant Factor Cable Loss Preamp Factor Aux Factor APos TPos Remark MHz dBuV/m dBuV/m dB dBuV dB/m dB dB dB cm deg 1 5742.19 54.43 68.20 -13.77 39.51 33.97 11.32 33.96 3.59 267 212 Peak	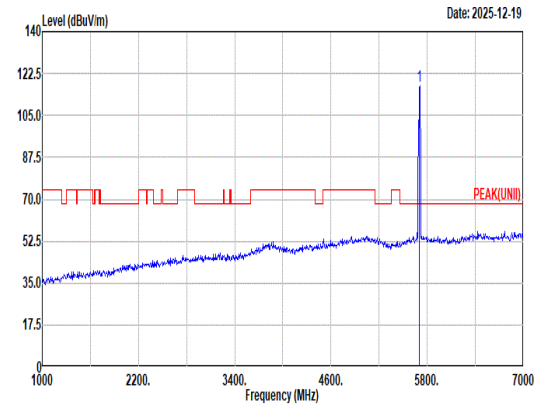 Site : 03CH23-HY Condition: PEAK(UNII) 3m DRH18-E_LE2C05A18EN_250702 VERTICAL : RBW:1000.000kHz VBW:3000.000kHz SWT:Auto Freq Level Limit Line Margin Read Level Ant Factor Cable Loss Preamp Factor Aux Factor APos TPos Remark MHz dBuV/m dBuV/m dB dBuV dB/m dB dB dB cm deg 1 5700.00 117.18 ------ ------ 102.38 33.84 11.30 33.92 3.58 267 212 Peak
Avg	Blank	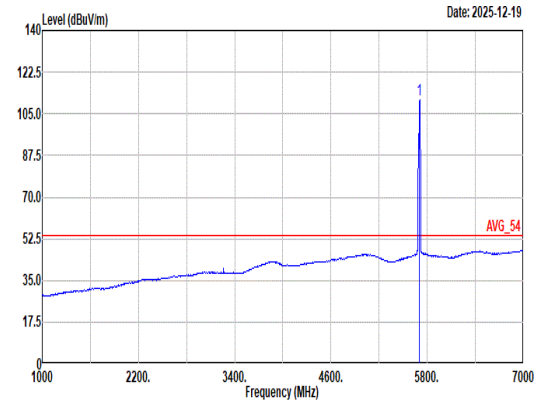 Site : 03CH23-HY Condition: AVG_54 3m DRH18-E_LE2C05A18EN_250702 VERTICAL : RBW:1000.000kHz VBW:1.800kHz SWT:Auto Freq Level Limit Line Margin Read Level Ant Factor Cable Loss Preamp Factor Aux Factor APos TPos Remark MHz dBuV/m dBuV/m dB dBuV dB/m dB dB dB cm deg 1 5700.00 110.88 ------ ------ 96.08 33.84 11.30 33.92 3.58 267 212 Average

Mode	35	
	Band Edge	
	U-NII-2C_5.47-5.725_802.11ax HE20_CH140_106/54_5700MHz	
ANT	1 + 2	
Pol.	Horizontal	Fundamental
Peak	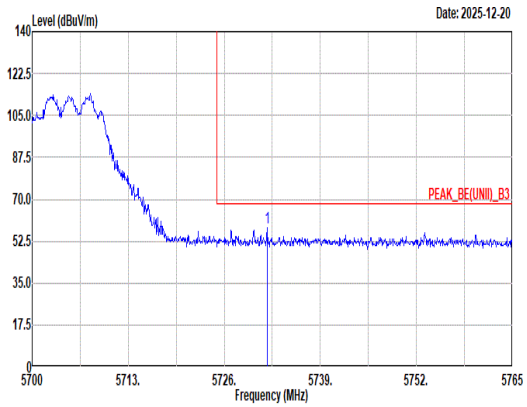 Site : 03CH23-HY Condition: PEAK_BE(UNII)_B3 3m DRH18-E_LE2C05A18EN_250702 HORIZONTAL : RBW:1000.000kHz VBW:3000.000kHz SWT:Auto Freq Level Limit Line Margin Read Level Ant Factor Cable Loss Preamp Factor Aux Factor APos TPos Remark 1 5731.79 58.28 68.20 -9.92 43.40 33.93 11.31 33.95 3.59 400 107 Peak	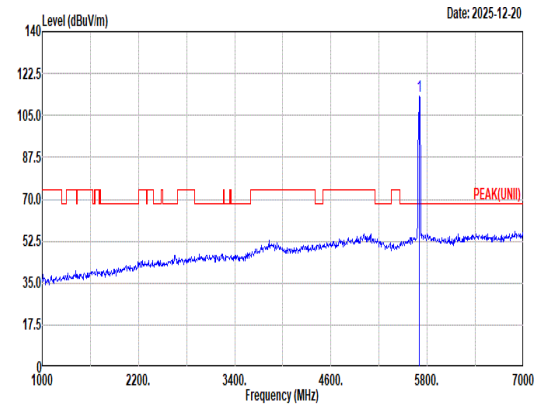 Site : 03CH23-HY Condition: PEAK(UNII) 3m DRH18-E_LE2C05A18EN_250702 HORIZONTAL : RBW:1000.000kHz VBW:3000.000kHz SWT:Auto Freq Level Limit Line Margin Read Level Ant Factor Cable Loss Preamp Factor Aux Factor APos TPos Remark 1 5700.00 112.93 ------ ------ 98.16 33.82 11.29 33.92 3.58 400 107 Peak
Avg	Blank	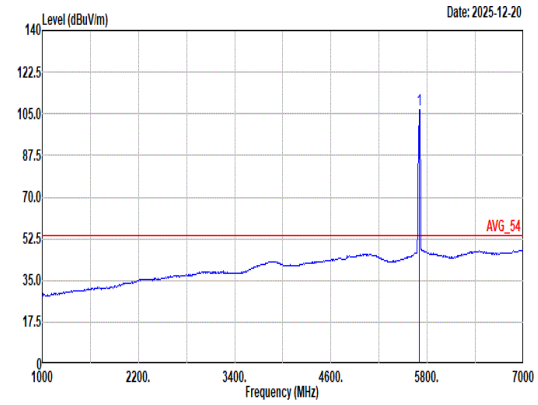 Site : 03CH23-HY Condition: AVG_54 3m DRH18-E_LE2C05A18EN_250702 HORIZONTAL : RBW:1000.000kHz VBW:2.400kHz SWT:Auto Freq Level Limit Line Margin Read Level Ant Factor Cable Loss Preamp Factor Aux Factor APos TPos Remark 1 5700.00 106.78 ------ ------ 92.01 33.82 11.29 33.92 3.58 400 107 Average

Mode	35	
	Band Edge	
	U-NII-2C_5.47-5.725_802.11ax HE20_CH140_106/54_5700MHz	
ANT	1 + 2	
Pol.	Vertical	Fundamental
Peak	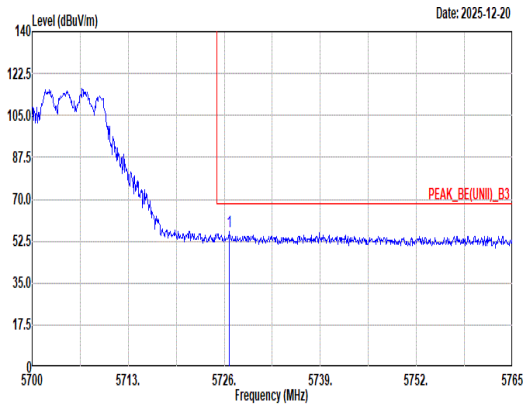 Site : 03CH23-HY Condition: PEAK_BE(UNII)_B3 3m DRH18-E_LE2C05A18EN_250702 VERTICAL : RBW:1000.000kHz VBW:3000.000kHz SWT:Auto Freq Level Limit Line Margin Read Level Ant Factor Cable Loss Preamp Factor Aux Factor APos TPos Remark MHz dBuV/m dBuV/m dB dBuV dB/m dB dB dB cm deg 1 5726.65 56.36 68.20 -11.84 41.49 33.91 11.31 33.94 3.59 291 139 Peak	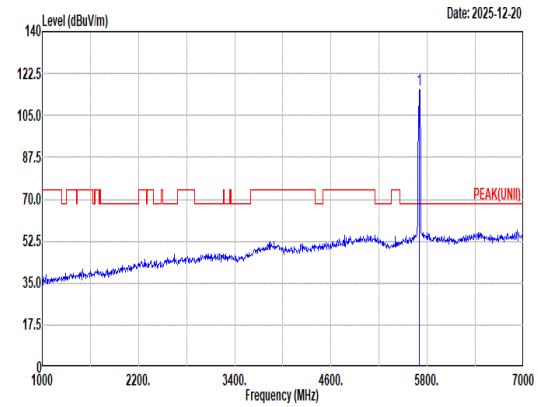 Site : 03CH23-HY Condition: PEAK(UNII) 3m DRH18-E_LE2C05A18EN_250702 VERTICAL : RBW:1000.000kHz VBW:3000.000kHz SWT:Auto Freq Level Limit Line Margin Read Level Ant Factor Cable Loss Preamp Factor Aux Factor APos TPos Remark MHz dBuV/m dBuV/m dB dBuV dB/m dB dB dB cm deg 1 5700.00 115.62 ------ ------ 100.85 33.82 11.29 33.92 3.58 291 139 Peak
Avg	Blank	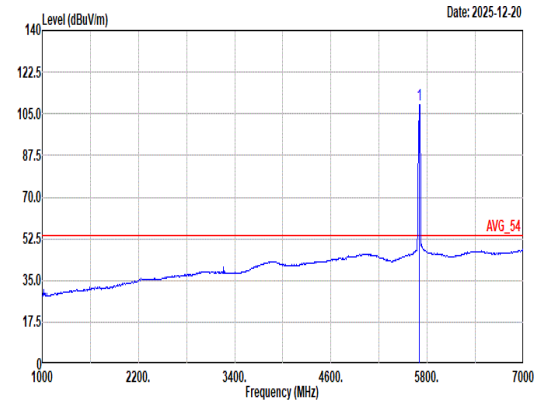 Site : 03CH23-HY Condition: AVG_54 3m DRH18-E_LE2C05A18EN_250702 VERTICAL : RBW:1000.000kHz VBW:2.400kHz SWT:Auto Freq Level Limit Line Margin Read Level Ant Factor Cable Loss Preamp Factor Aux Factor APos TPos Remark MHz dBuV/m dBuV/m dB dBuV dB/m dB dB dB cm deg 1 5700.00 108.99 ------ ------ 94.19 33.84 11.30 33.92 3.58 291 139 Average

Mode	36
	Band Edge - L
	U-NII-2C_5.47-5.725_802.11ax HE40_CH102_5510MHz
ANT	1 + 2

Pol.	Horizontal	Fundamental
Peak	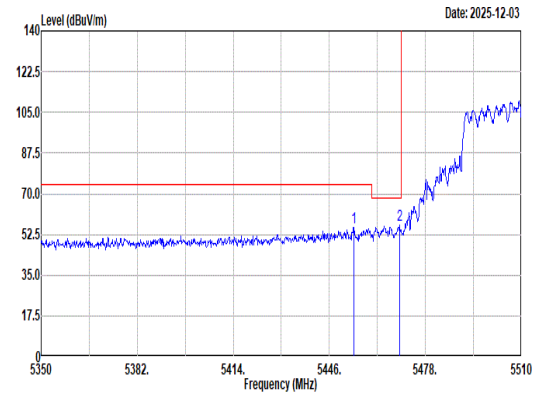 Site : 03CH23-HY Condition: PEAK_BE(UNII)_B3 3m DRH18-E_LE2C05A18EN_250702 HORIZONTAL : RBW:1000.000kHz VBW:3000.000kHz SWT:Auto Freq Level Limit Line Margin Read Level Ant Factor Cable Loss Preamp Factor Aux Factor APos TPos Remark MHz dBuV/m dBuV/m dB dBuV dB/m dB dB dB cm deg 1 5454.16 55.58 74.00 -18.42 41.85 32.71 11.03 33.52 3.51 355 112 Peak 2 5469.36 56.52 68.20 -11.68 42.77 32.74 11.05 33.56 3.52 355 112 Peak	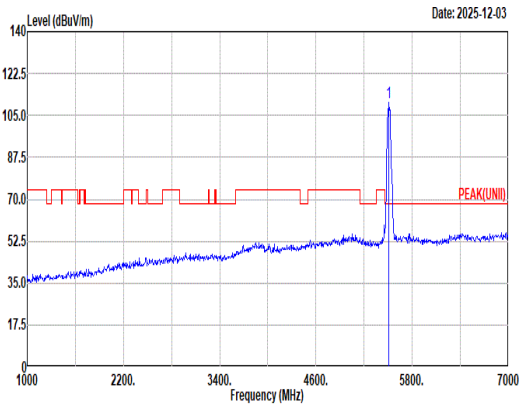 Site : 03CH23-HY Condition: PEAK(UNII) 3m DRH18-E_LE2C05A18EN_250702 HORIZONTAL : RBW:1000.000kHz VBW:3000.000kHz SWT:Auto Freq Level Limit Line Margin Read Level Ant Factor Cable Loss Preamp Factor Aux Factor APos TPos Remark MHz dBuV/m dBuV/m dB dBuV dB/m dB dB dB cm deg 1 5510.00 110.30 ------ ------ 96.46 32.87 11.11 33.67 3.53 355 112 Peak
Avg	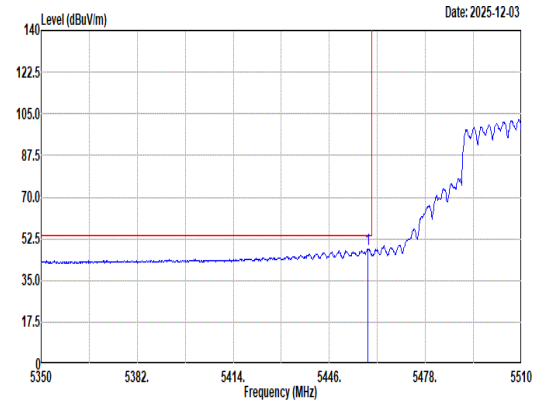 Site : 03CH23-HY Condition: AVG_BE(UNII)_B3 3m DRH18-E_LE2C05A18EN_250702 HORIZONTAL : RBW:1000.000kHz VBW:3.300kHz SWT:Auto Freq Level Limit Line Margin Read Level Ant Factor Cable Loss Preamp Factor Aux Factor APos TPos Remark MHz dBuV/m dBuV/m dB dBuV dB/m dB dB dB cm deg 1 5458.80 48.08 54.00 -5.92 34.34 32.72 11.04 33.53 3.51 355 112 Average	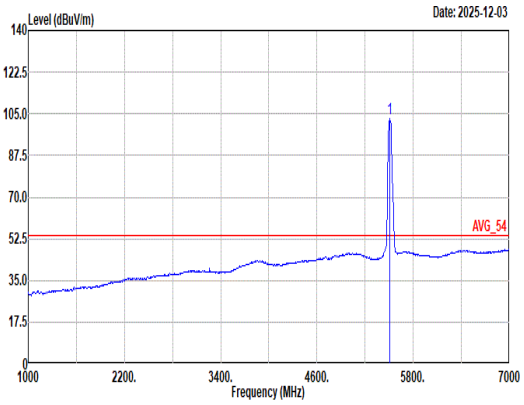 Site : 03CH23-HY Condition: AVG_54 3m DRH18-E_LE2C05A18EN_250702 HORIZONTAL : RBW:1000.000kHz VBW:3.300kHz SWT:Auto Freq Level Limit Line Margin Read Level Ant Factor Cable Loss Preamp Factor Aux Factor APos TPos Remark MHz dBuV/m dBuV/m dB dBuV dB/m dB dB dB cm deg 1 5510.00 103.18 ------ ------ 89.34 32.87 11.11 33.67 3.53 355 112 Average

Mode	36	
	Band Edge - R	
	U-NII-2C_5.47-5.725_802.11ax HE40_CH102_5510MHz	
ANT	1 + 2	
Pol.	Horizontal	Fundamental
Peak	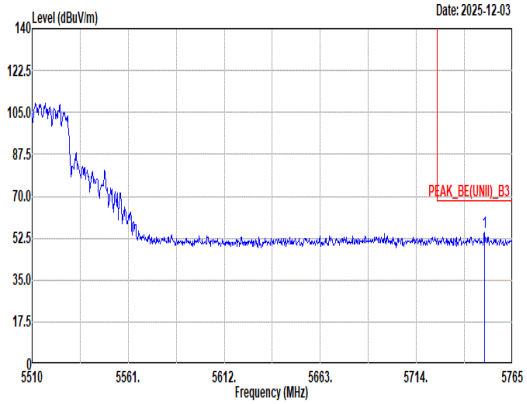 Site : 03CH23-HY Condition: PEAK_BE(UNII)_B3 3m DRH18-E_LE2C05A18EN_250702 HORIZONTAL : RBW:1000.000kHz VBW:3000.000kHz SWT:Auto Freq Level Limit Line Margin Read Level Ant Factor Cable Loss Preamp Factor Aux Factor APos TPos Remark MHz dBuV/m dBuV/m dB dBuV dB/m dB dB dB cm deg 1 5750.21 54.69 68.20 -13.51 39.75 34.00 11.32 33.98 3.60 355 112 Peak	Blank

Mode	36	
	Band Edge - L	
	U-NII-2C_5.47-5.725_802.11ax HE40_CH102_5510MHz	
ANT	1 + 2	
Pol.	Vertical	Fundamental
Peak	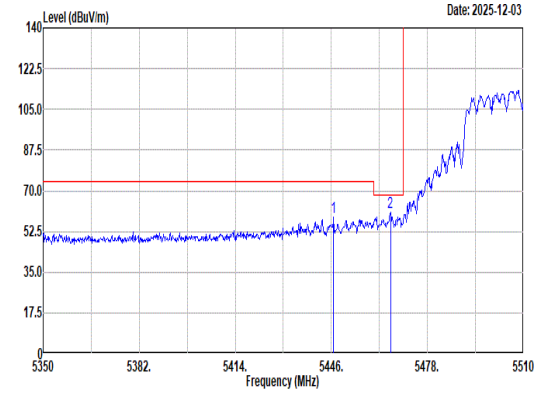 Site : 03CH23-HY Condition: PEAK_BE(UNII)_B3 3m DRH18-E_LE2C05A18EN_250702 VERTICAL : RBW:1000.000kHz VBW:3000.000kHz SWT:Auto Freq Level Limit Line Margin Read Level Ant Factor Cable Loss Preamp Factor Aux Factor APos TPos Remark MHz dBuV/m dBuV/m dB dBuV dB/m dB dB dB cm deg 1 5446.80 58.74 74.00 -15.26 45.02 32.69 11.02 33.50 3.51 300 143 Peak 2 5465.68 60.79 68.20 -7.41 47.04 32.73 11.05 33.55 3.52 300 143 Peak	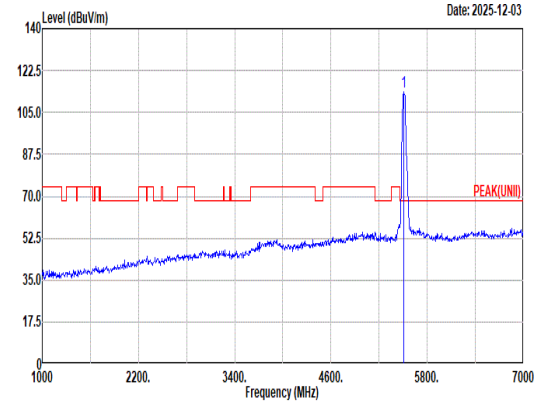 Site : 03CH23-HY Condition: PEAK(UNII) 3m DRH18-E_LE2C05A18EN_250702 VERTICAL : RBW:1000.000kHz VBW:3000.000kHz SWT:Auto Freq Level Limit Line Margin Read Level Ant Factor Cable Loss Preamp Factor Aux Factor APos TPos Remark MHz dBuV/m dBuV/m dB dBuV dB/m dB dB dB cm deg 1 5510.00 113.56 ------ ------ 99.75 32.84 11.10 33.66 3.53 300 143 Peak
Avg	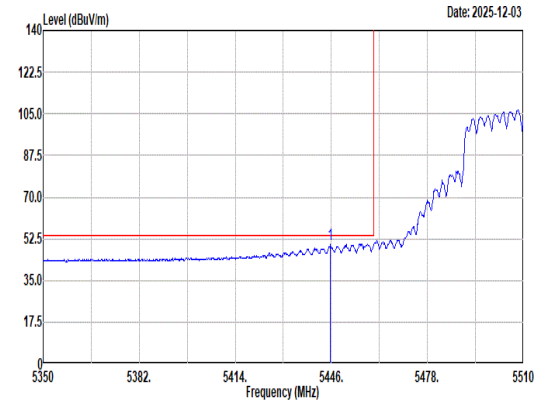 Site : 03CH23-HY Condition: AVG_BE(UNII)_B3 3m DRH18-E_LE2C05A18EN_250702 VERTICAL : RBW:1000.000kHz VBW:3.300kHz SWT:Auto Freq Level Limit Line Margin Read Level Ant Factor Cable Loss Preamp Factor Aux Factor APos TPos Remark MHz dBuV/m dBuV/m dB dBuV dB/m dB dB dB cm deg 1 5445.68 50.27 54.00 -3.73 36.54 32.69 11.02 33.49 3.51 300 143 Average	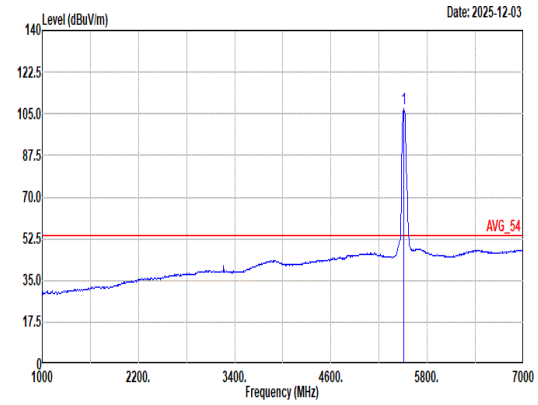 Site : 03CH23-HY Condition: AVG_54 3m DRH18-E_LE2C05A18EN_250702 VERTICAL : RBW:1000.000kHz VBW:3.300kHz SWT:Auto Freq Level Limit Line Margin Read Level Ant Factor Cable Loss Preamp Factor Aux Factor APos TPos Remark MHz dBuV/m dBuV/m dB dBuV dB/m dB dB dB cm deg 1 5510.00 107.17 ------ ------ 93.36 32.84 11.10 33.66 3.53 300 143 Average

Mode	36	
	Band Edge - R	
	U-NII-2C_5.47-5.725_802.11ax HE40_CH102_5510MHz	
ANT	1 + 2	
Pol.	Vertical	Fundamental
Peak	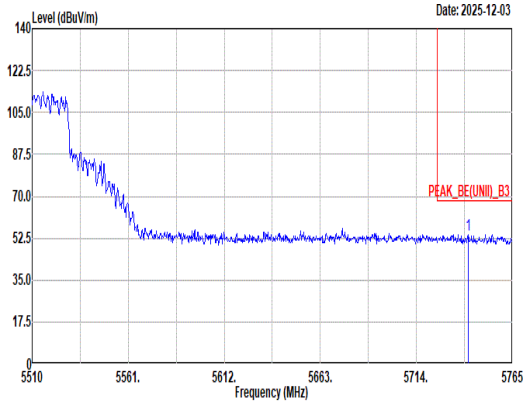 Site : 03CH23-HY Condition: PEAK_BE(UNII)_B3 3m DRH18-E_LE2C05A18EN_250702 VERTICAL : RBW:1000.000kHz VBW:3000.000kHz SWT:Auto Freq Level Limit Line Margin Read Level Ant Factor Cable Loss Preamp Factor Aux Factor APos TPos Remark MHz dBuV/m dBuV/m dB dBuV dB/m dB dB dB cm deg 1 5741.54 54.05 68.20 -14.15 39.14 33.97 11.31 33.96 3.59 300 143 Peak	Blank

Mode	36	
	Harmonic	
	U-NII-2C_5.47-5.725_802.11ax HE40_CH102_5510MHz	
ANT	1 + 2	
Pol.	Horizontal	Vertical
Peak Avg	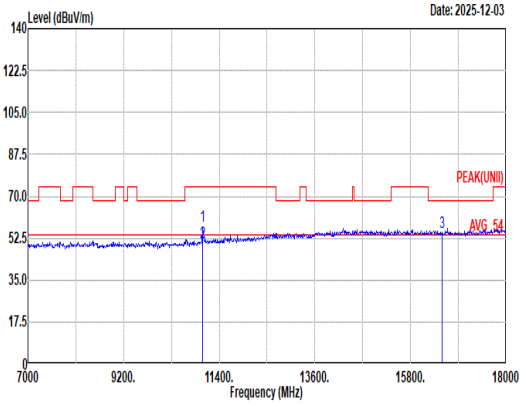 Site : 03CH23-HY Condition: PEAK(UNII) 3m DRH18-E_LE2C05A18EN_250702 HORIZONTAL Freq Level Limit Line Margin Read Level Ant Factor Cable Loss Preamp Factor Aux Factor APos TPos Remark MHz dBuV/m dBuV/m dB dBuV dB/m dB dB dB cm deg 1 11020.00 57.46 74.00 -16.54 41.33 37.94 15.66 39.69 2.22 303 198 Peak 2 11020.00 50.60 54.00 -3.40 34.47 37.94 15.66 39.69 2.22 303 198 Average 3 16530.00 54.83 68.20 -13.37 38.00 40.66 19.31 45.88 2.74 -- -- Peak	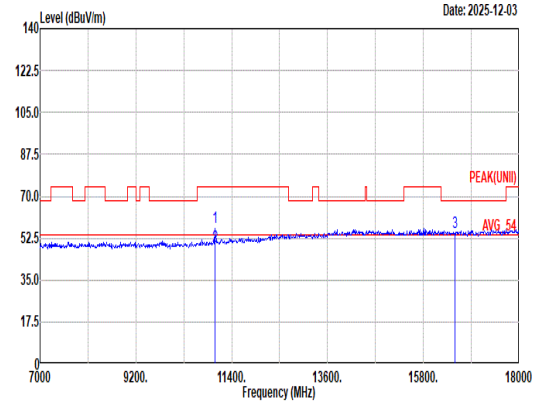 Site : 03CH23-HY Condition: PEAK(UNII) 3m DRH18-E_LE2C05A18EN_250702 VERTICAL Freq Level Limit Line Margin Read Level Ant Factor Cable Loss Preamp Factor Aux Factor APos TPos Remark MHz dBuV/m dBuV/m dB dBuV dB/m dB dB dB cm deg 1 11020.00 57.27 74.00 -16.73 41.14 37.94 15.66 39.69 2.22 353 226 Peak 2 11020.00 48.93 54.00 -5.07 32.80 37.94 15.66 39.69 2.22 353 226 Average 3 16530.00 55.09 68.20 -13.11 38.26 40.66 19.31 45.88 2.74 -- -- Peak

Mode	36	
	Harmonic	
	U-NII-2C_5.47-5.725_802.11ax HE40_CH102_5510MHz	
ANT	1 + 2	
Pol.	Horizontal	Vertical
10.6G ~18G Avg	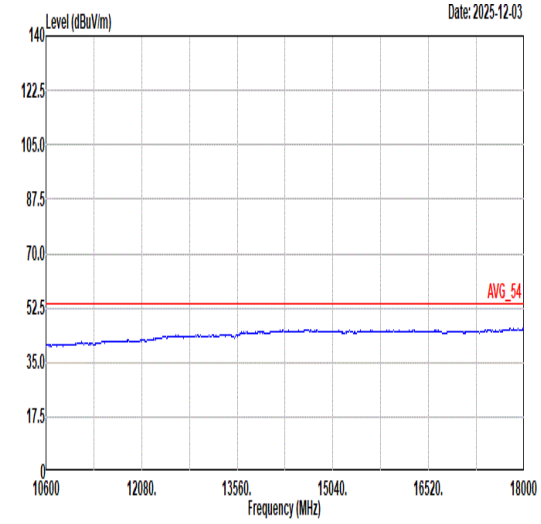 Site : 03CH23-HY Condition: AVG_54 3m DRH18-E_LE2C05A18EN_250702 HORIZONTAL	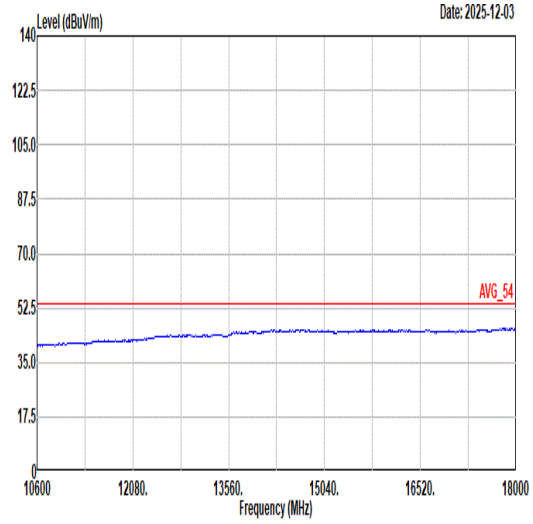 Site : 03CH23-HY Condition: AVG_54 3m DRH18-E_LE2C05A18EN_250702 VERTICAL

Mode	37	
	Band Edge - L	
	U-NII-2C_5.47-5.725_802.11ax HE40_CH110_5550MHz	
ANT	1 + 2	
Pol.	Horizontal	Fundamental
Peak	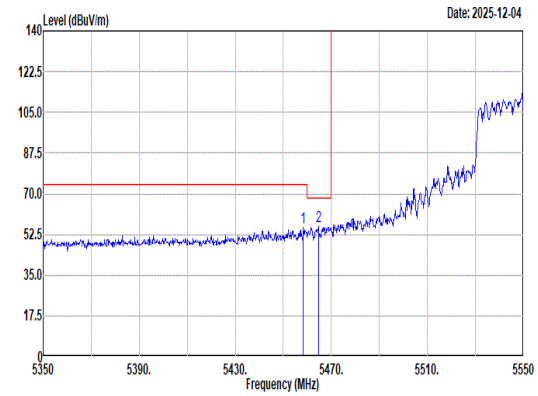 Site : 03CH23-HY Condition: PEAK_BE(UNII)_B3 3m DRH18-E_LE2C05A18EN_250702 HORIZONTAL : RBW:1000.000kHz VBW:3000.000kHz SWT:Auto Freq Level Limit Line Margin Read Level Ant Factor Cable Loss Preamp Factor Aux Factor APos TPos Remark MHz dBuV/m dBuV/m dB dBuV dB/m dB dB dB cm deg 1 5458.40 55.58 74.00 -18.42 41.84 32.72 11.04 33.53 3.51 400 102 Peak 2 5464.60 56.13 68.20 -12.07 42.38 32.73 11.05 33.55 3.52 400 102 Peak	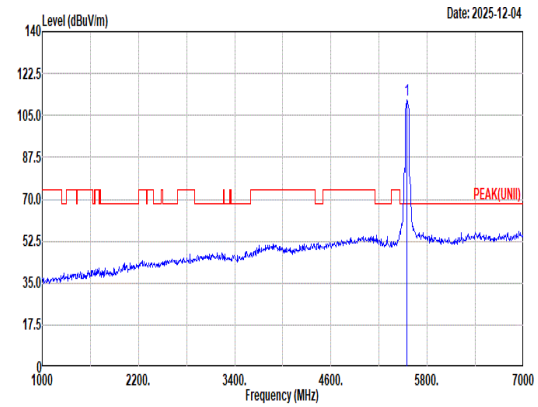 Site : 03CH23-HY Condition: PEAK(UNII) 3m DRH18-E_LE2C05A18EN_250702 HORIZONTAL : RBW:1000.000kHz VBW:3000.000kHz SWT:Auto Freq Level Limit Line Margin Read Level Ant Factor Cable Loss Preamp Factor Aux Factor APos TPos Remark MHz dBuV/m dBuV/m dB dBuV dB/m dB dB dB cm deg 1 5550.00 111.32 ------ ------ 97.24 33.09 11.16 33.71 3.54 400 102 Peak
Avg	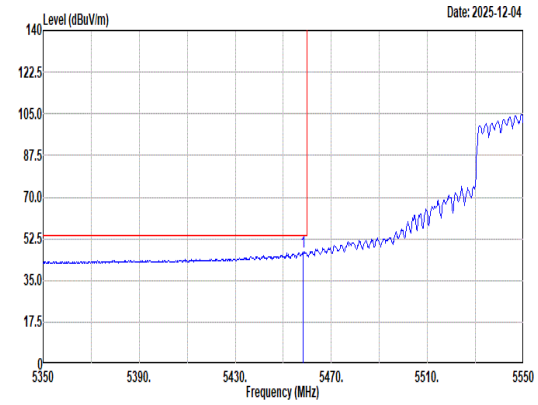 Site : 03CH23-HY Condition: AVG_BE(UNII)_B3 3m DRH18-E_LE2C05A18EN_250702 HORIZONTAL : RBW:1000.000kHz VBW:3.300kHz SWT:Auto Freq Level Limit Line Margin Read Level Ant Factor Cable Loss Preamp Factor Aux Factor APos TPos Remark MHz dBuV/m dBuV/m dB dBuV dB/m dB dB dB cm deg 1 5458.40 46.93 54.00 -7.07 33.19 32.72 11.04 33.53 3.51 400 102 Average	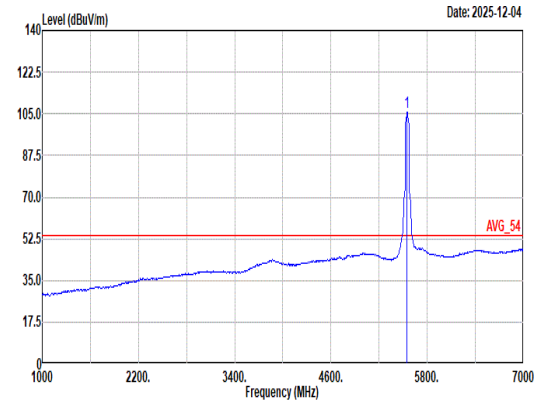 Site : 03CH23-HY Condition: AVG_54 3m DRH18-E_LE2C05A18EN_250702 HORIZONTAL : RBW:1000.000kHz VBW:3.300kHz SWT:Auto Freq Level Limit Line Margin Read Level Ant Factor Cable Loss Preamp Factor Aux Factor APos TPos Remark MHz dBuV/m dBuV/m dB dBuV dB/m dB dB dB cm deg 1 5550.00 105.61 ------ ------ 91.51 33.11 11.17 33.72 3.54 400 102 Average

Mode	37	
	Band Edge - R	
	U-NII-2C_5.47-5.725_802.11ax HE40_CH110_5550MHz	
ANT	1 + 2	
Pol.	Horizontal	Fundamental
Peak	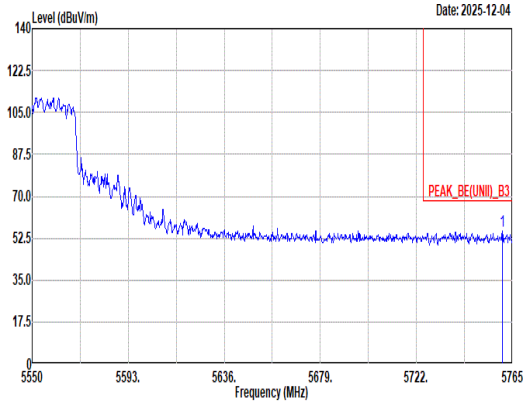 Site : 03CH23-HY Condition: PEAK_BE(UNII)_B3 3m DRH18-E_LE2C05A18EN_250702 HORIZONTAL : RBW:1000.000kHz VBW:3000.000kHz SWT:Auto Freq Level Limit Line Margin Read Level Ant Factor Cable Loss Preamp Factor Aux Factor APos TPos Remark MHz dBuV/m dBuV/m dB dBuV dB/m dB dB dB cm deg 1 5760.49 55.49 68.20 -12.71 40.53 34.02 11.33 33.99 3.60 400 102 Peak	Blank

Mode	37	
	Band Edge - L	
	U-NII-2C_5.47-5.725_802.11ax HE40_CH110_5550MHz	
ANT	1 + 2	
Pol.	Vertical	Fundamental
Peak	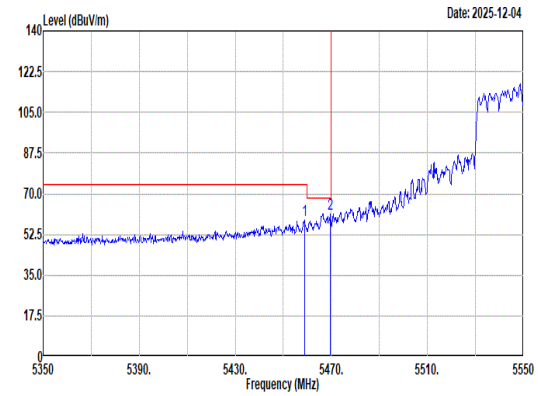 Site : 03CH23-HY Condition: PEAK_BE(UNII)_B3 3m DRH18-E_LE2C05A18EN_250702 VERTICAL : RBW:1000.000kHz VBW:3000.000kHz SWT:Auto Freq Level Limit Line Margin Read Level Ant Factor Cable Loss Preamp Factor Aux Factor APos TPos Remark MHz dBuV/m dBuV/m dB dBuV dB/m dB dB dB cm deg 1 5458.80 58.46 74.00 -15.54 44.72 32.72 11.04 33.53 3.51 300 135 Peak 2 5469.60 61.46 68.20 -6.74 47.71 32.74 11.05 33.56 3.52 300 135 Peak	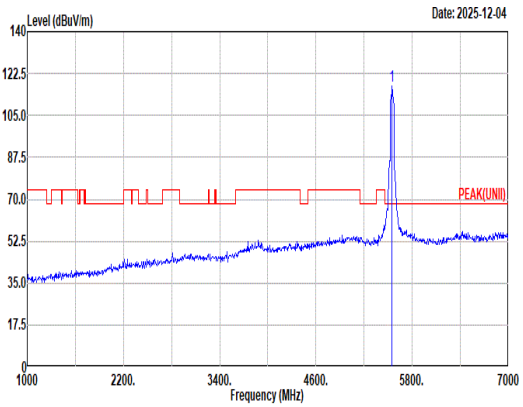 Site : 03CH23-HY Condition: PEAK(UNII) 3m DRH18-E_LE2C05A18EN_250702 VERTICAL : RBW:1000.000kHz VBW:3000.000kHz SWT:Auto Freq Level Limit Line Margin Read Level Ant Factor Cable Loss Preamp Factor Aux Factor APos TPos Remark MHz dBuV/m dBuV/m dB dBuV dB/m dB dB dB cm deg 1 5550.00 117.30 ------ ------ 103.22 33.09 11.16 33.71 3.54 300 135 Peak
Avg	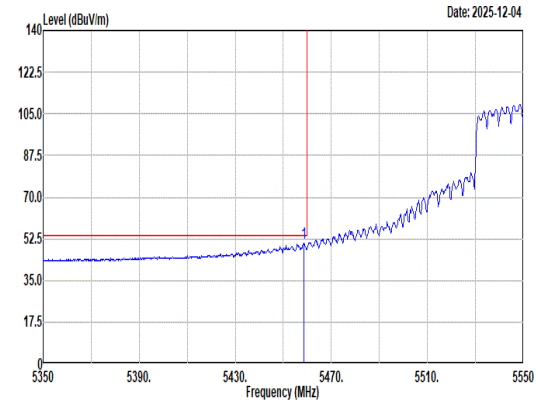 Site : 03CH23-HY Condition: AVG_BE(UNII)_B3 3m DRH18-E_LE2C05A18EN_250702 VERTICAL : RBW:1000.000kHz VBW:3.300kHz SWT:Auto Freq Level Limit Line Margin Read Level Ant Factor Cable Loss Preamp Factor Aux Factor APos TPos Remark MHz dBuV/m dBuV/m dB dBuV dB/m dB dB dB cm deg 1 5458.60 50.45 54.00 -3.55 36.71 32.72 11.04 33.53 3.51 300 135 Average	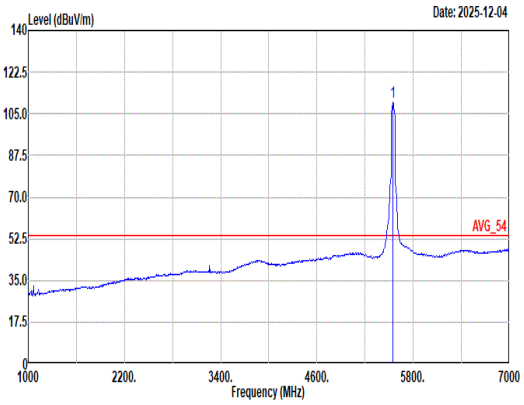 Site : 03CH23-HY Condition: AVG_54 3m DRH18-E_LE2C05A18EN_250702 VERTICAL : RBW:1000.000kHz VBW:3.300kHz SWT:Auto Freq Level Limit Line Margin Read Level Ant Factor Cable Loss Preamp Factor Aux Factor APos TPos Remark MHz dBuV/m dBuV/m dB dBuV dB/m dB dB dB cm deg 1 5550.00 110.14 ------ ------ 96.06 33.09 11.16 33.71 3.54 300 135 Average

Mode	37	
	Band Edge - R	
	U-NII-2C_5.47-5.725_802.11ax HE40_CH110_5550MHz	
ANT	1 + 2	
Pol.	Vertical	Fundamental
Peak	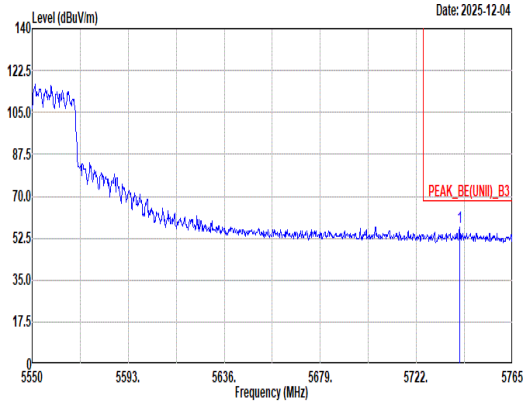 Site : 03CH23-HY Condition: PEAK_BE(UNII)_B3 3m DRH18-E_LE2C05A18EN_250702 VERTICAL : RBW:1000.000kHz VBW:3000.000kHz SWT:Auto Freq Level Limit Line Margin Read Level Ant Factor Cable Loss Preamp Factor Aux Factor APos TPos Remark MHz dBuV/m dBuV/m dB dBuV dB/m dB dB dB cm deg 1 5741.35 56.91 68.20 -11.29 42.00 33.97 11.31 33.96 3.59 300 135 Peak	Blank

Mode	37	
	Harmonic	
	U-NII-2C_5.47-5.725_802.11ax HE40_CH110_5550MHz	
ANT	1 + 2	
Pol.	Horizontal	Vertical
Peak Avg	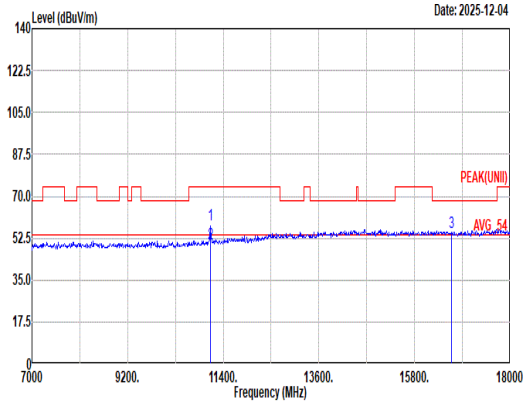 Site : 03CH23-HY Condition: PEAK(UNII) 3m DRH18-E_LE2C05A18EN_250702 HORIZONTAL Freq Level Limit Line Margin Read Level Ant Factor Cable Loss Preamp Factor Aux Factor APos TPos Remark MHz dBuV/m dBuV/m dB dBuV dB/m dB dB dB cm deg 1 11100.00 58.14 74.00 -15.86 41.73 38.20 15.72 39.74 2.23 400 137 Peak 2 11100.00 50.31 54.00 -3.69 33.90 38.20 15.72 39.74 2.23 400 137 Average 3 16650.00 54.71 68.20 -13.49 37.72 40.80 19.37 45.98 2.80 -- -- Peak	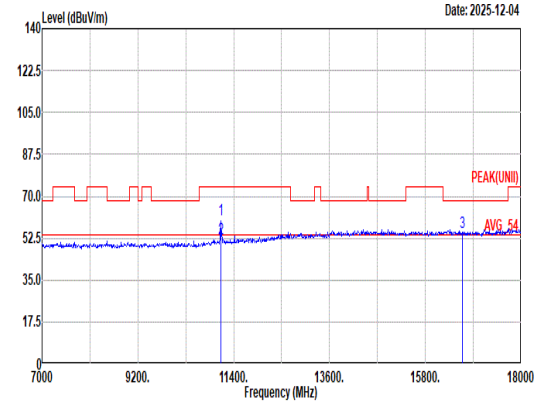 Site : 03CH23-HY Condition: PEAK(UNII) 3m DRH18-E_LE2C05A18EN_250702 VERTICAL Freq Level Limit Line Margin Read Level Ant Factor Cable Loss Preamp Factor Aux Factor APos TPos Remark MHz dBuV/m dBuV/m dB dBuV dB/m dB dB dB cm deg 1 11100.00 60.40 74.00 -13.60 43.99 38.20 15.72 39.74 2.23 303 226 Peak 2 11100.00 52.07 54.00 -1.93 35.66 38.20 15.72 39.74 2.23 303 226 Average 3 16650.00 54.95 68.20 -13.25 37.96 40.80 19.37 45.98 2.80 -- -- Peak

Mode	37	
	Harmonic	
	U-NII-2C_5.47-5.725_802.11ax HE40_CH110_5550MHz	
ANT	1 + 2	
Pol.	Horizontal	Vertical
10.6G ~18G Avg	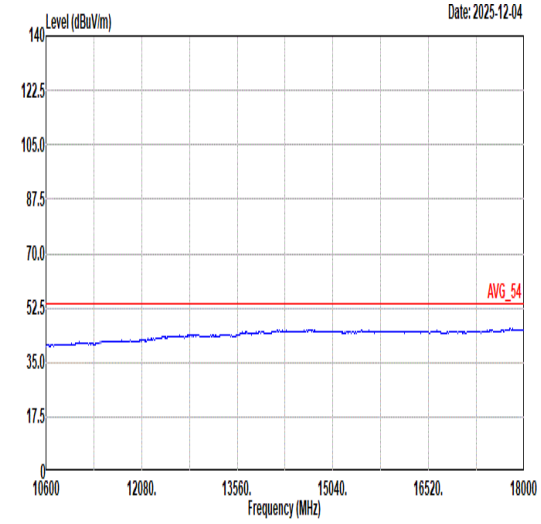 Site : 03CH23-HY Condition: AVG_54 3m DRH18-E_LE2C05A18EN_250702 HORIZONTAL	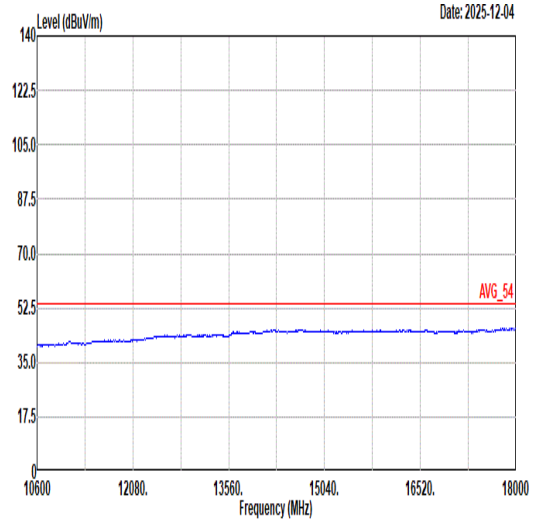 Site : 03CH23-HY Condition: AVG_54 3m DRH18-E_LE2C05A18EN_250702 VERTICAL

Mode	38
	Band Edge - L
	U-NII-2C_5.47-5.725_802.11ax HE40_CH134_5670MHz
ANT	1 + 2

Pol.	Horizontal	Fundamental
Peak	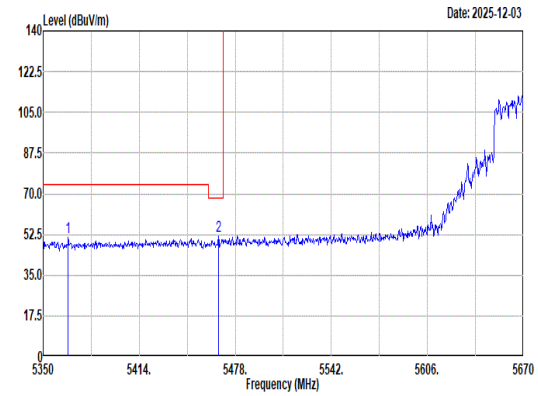 Site : 03CH23-HY Condition: PEAK_BE(UNII)_B3 3m DRH18-E_LE2C05A18EN_250702 HORIZONTAL : RBW:1000.000kHz VBW:3000.000kHz SWT:Auto Freq Level Limit Line Margin Read Level Ant Factor Cable Loss Preamp Factor Aux Factor APos TPos Remark MHz dBuV/m dBuV/m dB dBuV dB/m dB dB dB cm deg 1 5366.64 51.30 74.00 -22.70 37.61 32.53 10.94 33.27 3.49 388 110 Peak 2 5466.80 51.76 68.20 -16.44 38.02 32.73 11.05 33.56 3.52 388 110 Peak	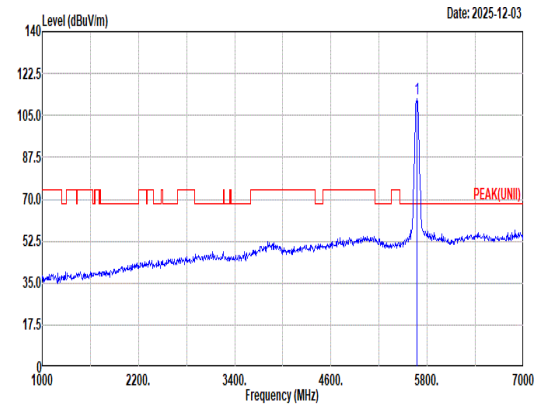 Site : 03CH23-HY Condition: PEAK(UNII) 3m DRH18-E_LE2C05A18EN_250702 HORIZONTAL : RBW:1000.000kHz VBW:3000.000kHz SWT:Auto Freq Level Limit Line Margin Read Level Ant Factor Cable Loss Preamp Factor Aux Factor APos TPos Remark MHz dBuV/m dBuV/m dB dBuV dB/m dB dB dB cm deg 1 5670.00 112.11 ------ ------ 97.51 33.64 11.27 33.88 3.57 388 110 Peak
Avg	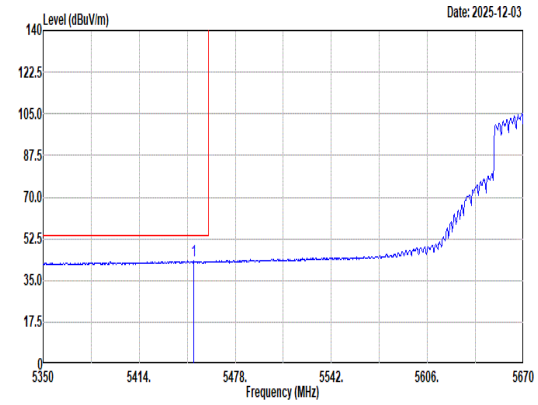 Site : 03CH23-HY Condition: AVG_BE(UNII)_B3 3m DRH18-E_LE2C05A18EN_250702 HORIZONTAL : RBW:1000.000kHz VBW:3.300kHz SWT:Auto Freq Level Limit Line Margin Read Level Ant Factor Cable Loss Preamp Factor Aux Factor APos TPos Remark MHz dBuV/m dBuV/m dB dBuV dB/m dB dB dB cm deg 1 5450.16 43.11 54.00 -10.89 29.38 32.70 11.03 33.51 3.51 388 110 Average	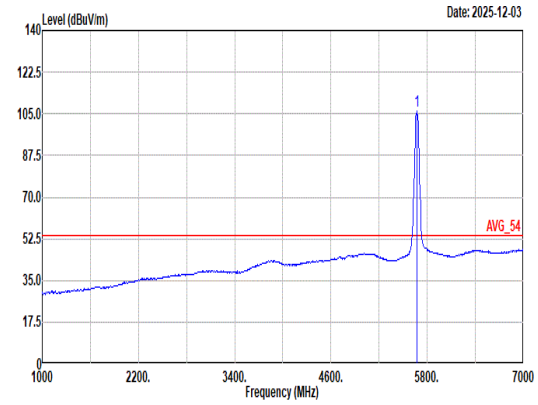 Site : 03CH23-HY Condition: AVG_54 3m DRH18-E_LE2C05A18EN_250702 HORIZONTAL : RBW:1000.000kHz VBW:3.300kHz SWT:Auto Freq Level Limit Line Margin Read Level Ant Factor Cable Loss Preamp Factor Aux Factor APos TPos Remark MHz dBuV/m dBuV/m dB dBuV dB/m dB dB dB cm deg 1 5670.00 106.15 ------ ------ 91.57 33.61 11.27 33.87 3.57 388 110 Average

Mode	38	
	Band Edge - R	
	U-NII-2C_5.47-5.725_802.11ax HE40_CH134_5670MHz	
ANT	1 + 2	
Pol.	Horizontal	Fundamental
Peak	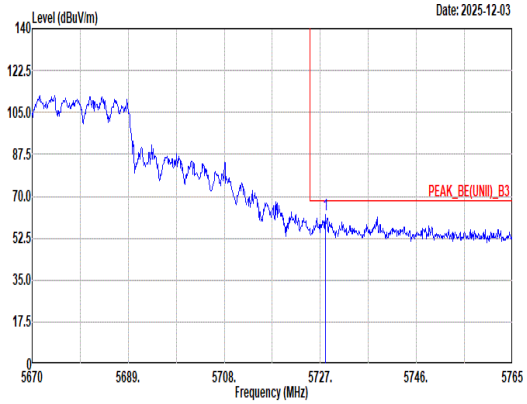 Site : 03CH23-HY Condition: PEAK_BE(UNII)_B3 3m DRH18-E_LE2C05A18EN_250702 HORIZONTAL : RBW:1000.000kHz VBW:3000.000kHz SWT:Auto Freq Level Limit Line Margin Read Level Ant Factor Cable Loss Preamp Factor Aux Factor APos TPos Remark MHz dBuV/m dBuV/m dB dBuV dB/m dB dB dB cm deg 1 5727.95 62.30 68.20 -5.90 47.44 33.91 11.31 33.95 3.59 388 110 Peak	Blank

Mode	38	
	Band Edge - L	
	U-NII-2C_5.47-5.725_802.11ax HE40_CH134_5670MHz	
ANT	1 + 2	
Pol.	Vertical	Fundamental
Peak	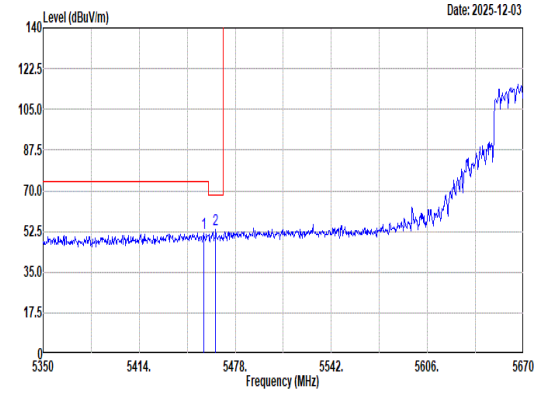 Site : 03CH23-HY Condition: PEAK_BE(UNII)_B3 3m DRH18-E_LE2C05A18EN_250702 VERTICAL : RBW:1000.000kHz VBW:3000.000kHz SWT:Auto Freq Level Limit Line Margin Read Level Ant Factor Cable Loss Preamp Factor Aux Factor APos TPos Remark MHz dBuV/m dBuV/m dB dBuV dB/m dB dB dB cm deg 1 5456.88 51.90 74.00 -22.10 38.17 32.71 11.04 33.53 3.51 269 136 Peak 2 5464.88 53.27 68.20 -14.93 39.52 32.73 11.05 33.55 3.52 269 136 Peak	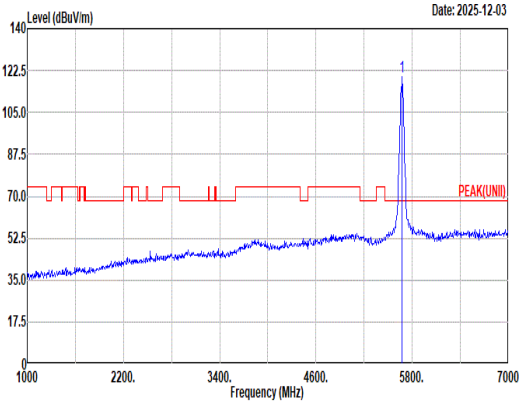 Site : 03CH23-HY Condition: PEAK(UNII) 3m DRH18-E_LE2C05A18EN_250702 VERTICAL : RBW:1000.000kHz VBW:3000.000kHz SWT:Auto Freq Level Limit Line Margin Read Level Ant Factor Cable Loss Preamp Factor Aux Factor APos TPos Remark MHz dBuV/m dBuV/m dB dBuV dB/m dB dB dB cm deg 1 5670.00 119.84 ------ ------ 105.24 33.64 11.27 33.88 3.57 269 136 Peak
Avg	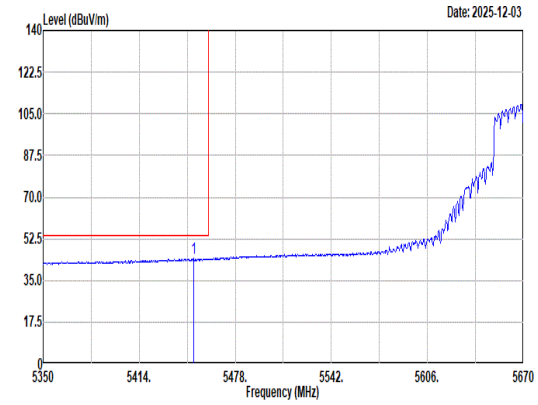 Site : 03CH23-HY Condition: AVG_BE(UNII)_B3 3m DRH18-E_LE2C05A18EN_250702 VERTICAL : RBW:1000.000kHz VBW:3.300kHz SWT:Auto Freq Level Limit Line Margin Read Level Ant Factor Cable Loss Preamp Factor Aux Factor APos TPos Remark MHz dBuV/m dBuV/m dB dBuV dB/m dB dB dB cm deg 1 5450.16 44.26 54.00 -9.74 30.53 32.70 11.03 33.51 3.51 269 136 Average	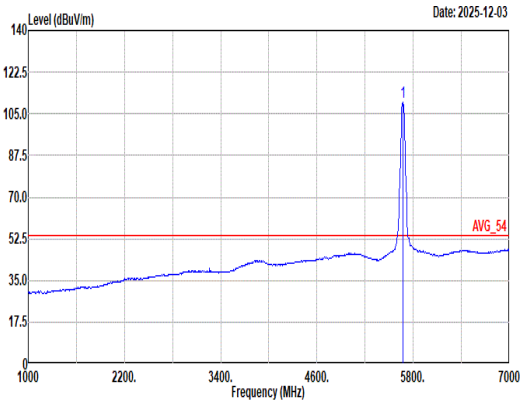 Site : 03CH23-HY Condition: AVG_54 3m DRH18-E_LE2C05A18EN_250702 VERTICAL : RBW:1000.000kHz VBW:3.300kHz SWT:Auto Freq Level Limit Line Margin Read Level Ant Factor Cable Loss Preamp Factor Aux Factor APos TPos Remark MHz dBuV/m dBuV/m dB dBuV dB/m dB dB dB cm deg 1 5670.00 110.11 ------ ------ 95.53 33.61 11.27 33.87 3.57 269 136 Average

Mode	38	
	Band Edge - R	
	U-NII-2C_5.47-5.725_802.11ax HE40_CH134_5670MHz	
ANT	1 + 2	
Pol.	Vertical	Fundamental
Peak	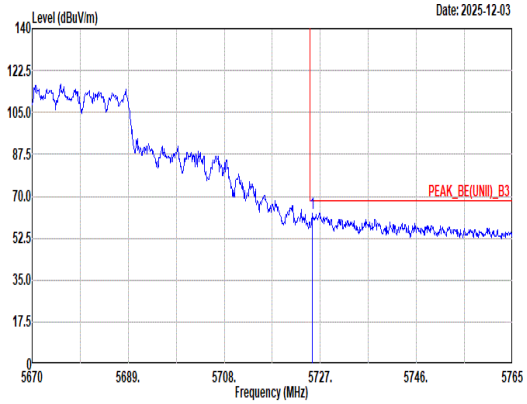 Site : 03CH23-HY Condition: PEAK_BE(UNII)_B3 3m DRH18-E_LE2C05A18EN_250702 VERTICAL : RBW:1000.000kHz VBW:3000.000kHz SWT:Auto Freq Level Limit Line Margin Read Level Ant Factor Cable Loss Preamp Factor Aux Factor APos TPos Remark MHz dBuV/m dBuV/m dB dBuV dB/m dB dB dB cm deg 1 5725.48 62.87 68.20 -5.33 48.01 33.90 11.31 33.94 3.59 269 136 Peak	Blank

Mode	38	
	Harmonic	
	U-NII-2C_5.47-5.725_802.11ax HE40_CH134_5670MHz	
ANT	1 + 2	
Pol.	Horizontal	Vertical
Peak Avg	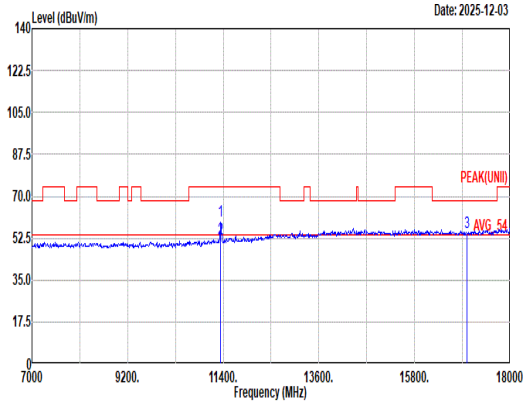 Site : 03CH23-HY Condition: PEAK(UNII) 3m DRH18-E_LE2C05A18EN_250702 HORIZONTAL Freq Level Limit Line Margin Read Level Ant Factor Cable Loss Preamp Factor Aux Factor APos TPos Remark MHz dBuV/m dBuV/m dB dBuV dB/m dB dB dB cm deg 1 11340.00 59.77 74.00 -14.23 43.00 38.48 15.91 39.88 2.26 400 137 Peak 2 11340.00 52.29 54.00 -1.71 35.52 38.48 15.91 39.88 2.26 400 137 Average 3 17010.00 55.00 68.20 -13.20 38.22 40.58 19.53 46.28 2.95 -- -- Peak	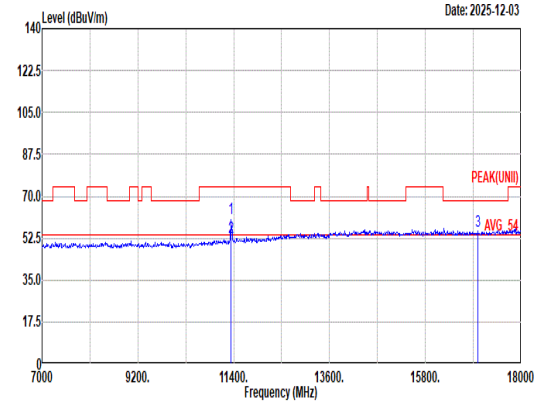 Site : 03CH23-HY Condition: PEAK(UNII) 3m DRH18-E_LE2C05A18EN_250702 VERTICAL Freq Level Limit Line Margin Read Level Ant Factor Cable Loss Preamp Factor Aux Factor APos TPos Remark MHz dBuV/m dBuV/m dB dBuV dB/m dB dB dB cm deg 1 11340.00 60.69 74.00 -13.31 43.92 38.48 15.91 39.88 2.26 239 185 Peak 2 11340.00 52.61 54.00 -1.39 35.84 38.48 15.91 39.88 2.26 239 185 Average 3 17010.00 55.63 68.20 -12.57 38.85 40.58 19.53 46.28 2.95 -- -- Peak

Mode	38	
	Harmonic	
	U-NII-2C_5.47-5.725_802.11ax HE40_CH134_5670MHz	
ANT	1 + 2	
Pol.	Horizontal	Vertical
10.6G ~18G Avg	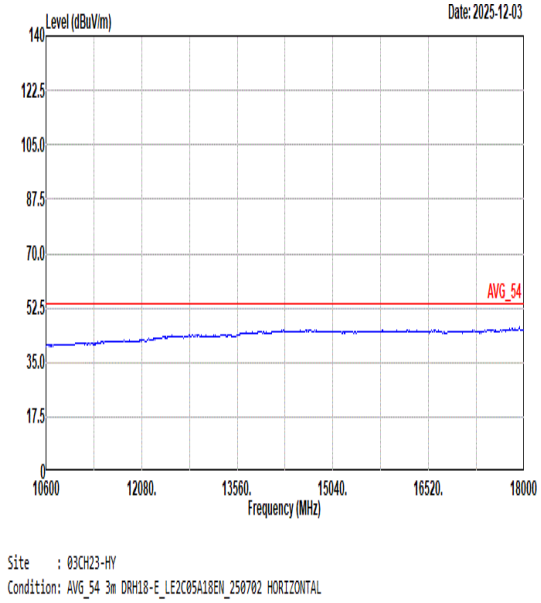	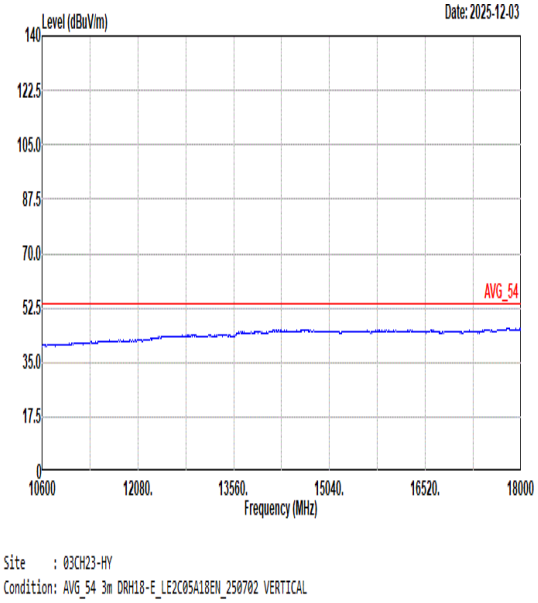

Mode	39	
	Band Edge - L	
	U-NII-2C_5.47-5.725_802.11ax HE40_CH142_5710MHz	
ANT	1 + 2	
Pol.	Horizontal	Fundamental
Peak	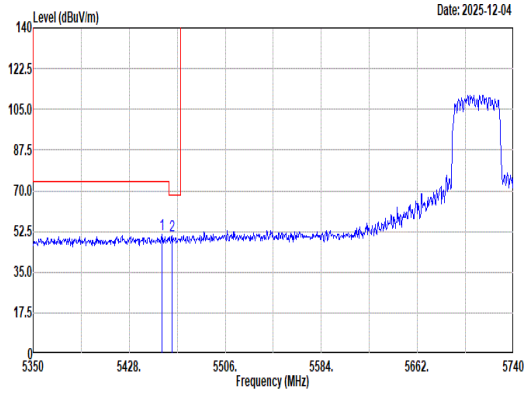 Site : 03CH23-HY Condition: U-NII-2C 3m DRH18-E_LE2C05A18EN_250702 HORIZONTAL : RBW:1000.000kHz VBW:3000.000kHz SWT:Auto Freq Level Limit Line Margin Read Level Ant Factor Cable Loss Preamp Factor Aux Factor APos TPos Remark MHz dBuV/m dBuV/m dB dBuV dB/m dB dB dB cm deg 1 5454.52 51.08 74.00 -22.92 37.35 32.71 11.03 33.52 3.51 400 104 Peak 2 5462.71 50.55 68.20 -17.65 36.80 32.73 11.04 33.54 3.52 400 104 Peak	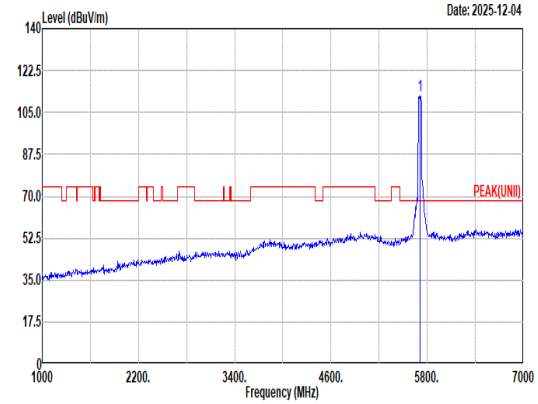 Site : 03CH23-HY Condition: PEAK(UNII) 3m DRH18-E_LE2C05A18EN_250702 HORIZONTAL : RBW:1000.000kHz VBW:3000.000kHz SWT:Auto Freq Level Limit Line Margin Read Level Ant Factor Cable Loss Preamp Factor Aux Factor APos TPos Remark MHz dBuV/m dBuV/m dB dBuV dB/m dB dB dB cm deg 1 5710.00 112.03 ------ ------ 97.23 33.84 11.30 33.92 3.58 400 104 Peak
Avg	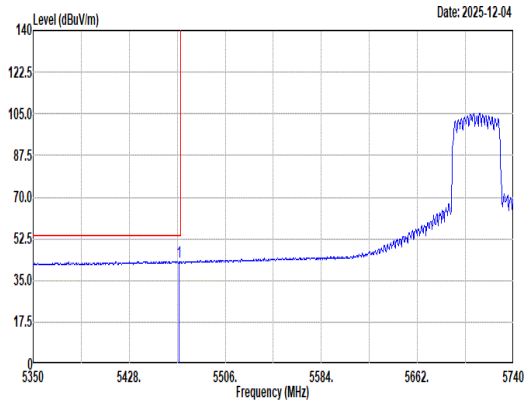 Site : 03CH23-HY Condition: U-NII-2C AVERAGE 3m DRH18-E_LE2C05A18EN_250702 HORIZONTAL : RBW:1000.000kHz VBW:3.300kHz SWT:Auto Freq Level Limit Line Margin Read Level Ant Factor Cable Loss Preamp Factor Aux Factor APos TPos Remark MHz dBuV/m dBuV/m dB dBuV dB/m dB dB dB cm deg 1 5468.56 43.00 54.00 -11.00 29.25 32.74 11.05 33.56 3.52 400 104 Average	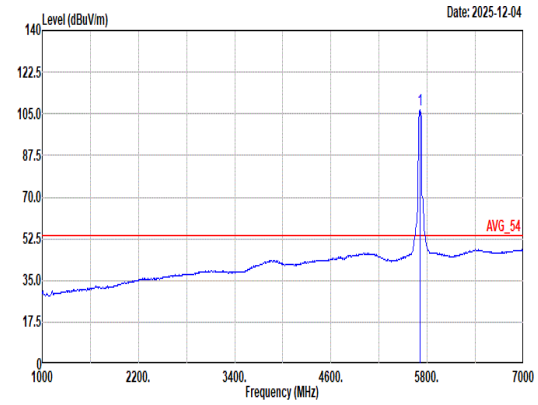 Site : 03CH23-HY Condition: AVG_54 3m DRH18-E_LE2C05A18EN_250702 HORIZONTAL : RBW:1000.000kHz VBW:3.300kHz SWT:Auto Freq Level Limit Line Margin Read Level Ant Factor Cable Loss Preamp Factor Aux Factor APos TPos Remark MHz dBuV/m dBuV/m dB dBuV dB/m dB dB dB cm deg 1 5710.00 106.53 ------ ------ 91.73 33.84 11.30 33.92 3.58 400 104 Average

Mode	39	
	Band Edge - R	
	U-NII-2C_5.47-5.725_802.11ax HE40_CH142_5710MHz	
ANT	1 + 2	
Pol.	Horizontal	Fundamental
Peak	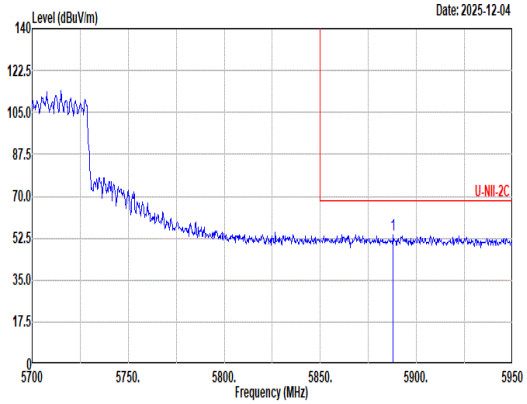 Site : 03CH23-HY Condition: U-NII-2C 3m DRH18-E_LE2C05A18EN_250702 HORIZONTAL : RBW:1000.000kHz VBW:3000.000kHz SWT:Auto Freq Level Limit Line Margin Read Level Ant Factor Cable Loss Preamp Factor Aux Factor APos TPos Remark MHz dBuV/m dBuV/m dB dBuV dB/m dB dB dB cm deg 1 5888.00 53.90 68.20 -14.30 38.93 34.02 11.52 34.15 3.58 400 104 Peak	Blank

Mode	39	
	Band Edge - L	
	U-NII-2C_5.47-5.725_802.11ax HE40_CH142_5710MHz	
ANT	1 + 2	
Pol.	Vertical	Fundamental
Peak	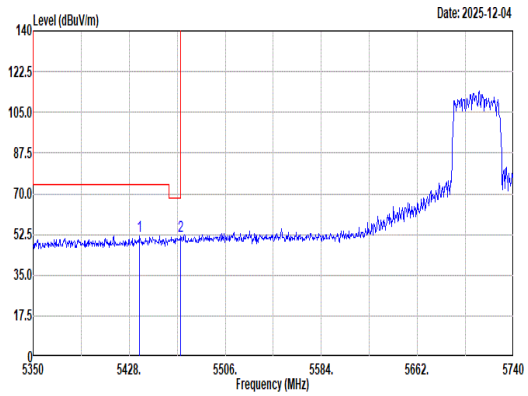 Site : 03CH23-HY Condition: U-NII-2C 3m DRH18-E_LE2C05A18EN_250702 VERTICAL : RBW:1000.000kHz VBW:3000.000kHz SWT:Auto Freq Level Limit Line Margin Read Level Ant Factor Cable Loss Preamp Factor Aux Factor APos TPos Remark MHz dBuV/m dBuV/m dB dBuV dB/m dB dB dB cm deg 1 5436.19 51.78 74.00 -22.22 38.06 32.67 11.01 33.47 3.51 300 136 Peak 2 5469.73 51.78 68.20 -16.42 38.03 32.74 11.05 33.56 3.52 300 136 Peak	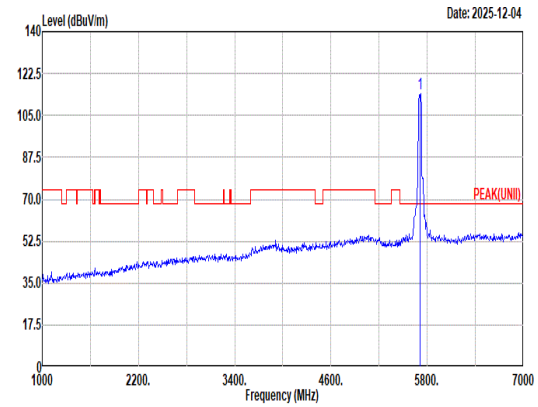 Site : 03CH23-HY Condition: PEAK(UNII) 3m DRH18-E_LE2C05A18EN_250702 VERTICAL : RBW:1000.000kHz VBW:3000.000kHz SWT:Auto Freq Level Limit Line Margin Read Level Ant Factor Cable Loss Preamp Factor Aux Factor APos TPos Remark MHz dBuV/m dBuV/m dB dBuV dB/m dB dB dB cm deg 1 5710.00 114.16 ------ ------ 99.35 33.86 11.30 33.93 3.58 300 136 Peak
Avg	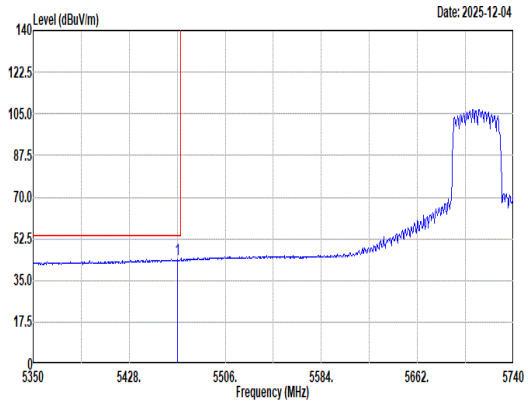 Site : 03CH23-HY Condition: U-NII-2C AVERAGE 3m DRH18-E_LE2C05A18EN_250702 VERTICAL : RBW:1000.000kHz VBW:3.300kHz SWT:Auto Freq Level Limit Line Margin Read Level Ant Factor Cable Loss Preamp Factor Aux Factor APos TPos Remark MHz dBuV/m dBuV/m dB dBuV dB/m dB dB dB cm deg 1 5467.39 43.82 54.00 -10.18 30.08 32.73 11.05 33.56 3.52 300 136 Average	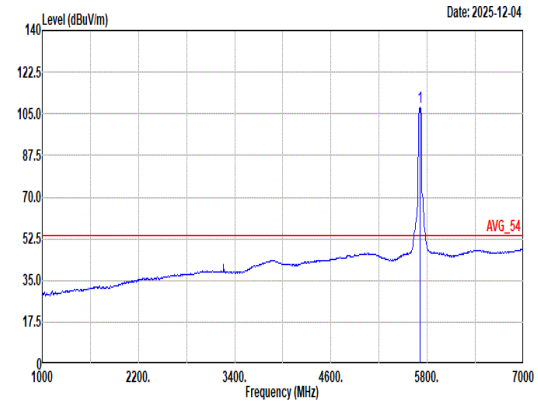 Site : 03CH23-HY Condition: AVG_54 3m DRH18-E_LE2C05A18EN_250702 VERTICAL : RBW:1000.000kHz VBW:3.300kHz SWT:Auto Freq Level Limit Line Margin Read Level Ant Factor Cable Loss Preamp Factor Aux Factor APos TPos Remark MHz dBuV/m dBuV/m dB dBuV dB/m dB dB dB cm deg 1 5710.00 107.92 ------ ------ 93.12 33.84 11.30 33.92 3.58 300 136 Average

Mode	39	
	Band Edge - R	
	U-NII-2C_5.47-5.725_802.11ax HE40_CH142_5710MHz	
ANT	1 + 2	
Pol.	Vertical	Fundamental
Peak	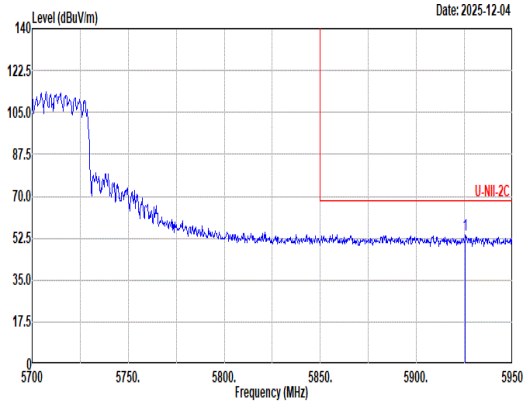 Site : 03CH23-HY Condition: U-NII-2C 3m DRH18-E_LE2C05A18EN_250702 VERTICAL : RBW:1000.000kHz VBW:3000.000kHz SWT:Auto Freq Level Limit Line Margin Read Level Ant Factor Cable Loss Preamp Factor Aux Factor APos TPos Remark MHz dBuV/m dBuV/m dB dBuV dB/m dB dB dB cm deg 1 5925.50 53.74 68.20 -14.46 38.78 34.00 11.59 34.20 3.57 300 136 Peak	Blank

Mode	39	
	Harmonic	
	U-NII-2C_5.47-5.725_802.11ax HE40_CH142_5710MHz	
ANT	1 + 2	
Pol.	Horizontal	Vertical
Peak Avg	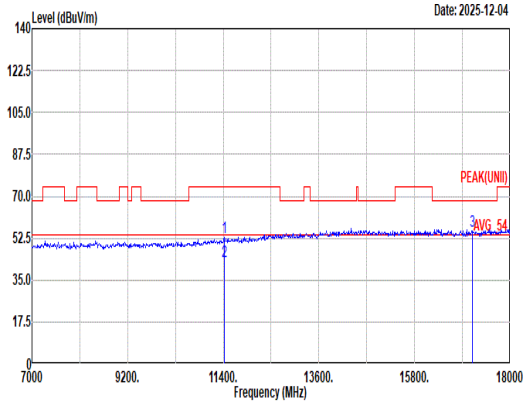 Site : 03CH23-HY Condition: PEAK(UNII) 3m DRH18-E_LE2C05A18EN_250702 HORIZONTAL Freq Level Limit Line Margin Read Level Ant Factor Cable Loss Preamp Factor Aux Factor APos TPos Remark MHz dBuV/m dBuV/m dB dBuV dB/m dB dB dB cm deg 1 11420.00 52.57 74.00 -21.43 35.72 38.54 15.97 39.93 2.27 -- -- Peak 2 11420.00 42.64 54.00 -11.36 25.79 38.54 15.97 39.93 2.27 -- -- Average 3 17130.00 55.57 68.20 -12.63 39.11 40.24 19.60 46.39 3.01 -- -- Peak	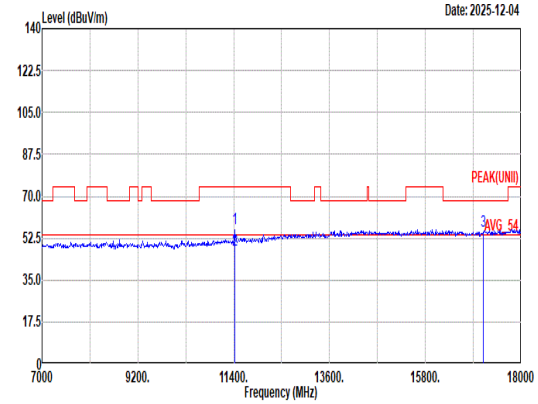 Site : 03CH23-HY Condition: PEAK(UNII) 3m DRH18-E_LE2C05A18EN_250702 VERTICAL Freq Level Limit Line Margin Read Level Ant Factor Cable Loss Preamp Factor Aux Factor APos TPos Remark MHz dBuV/m dBuV/m dB dBuV dB/m dB dB dB cm deg 1 11420.00 56.52 74.00 -17.48 39.67 38.54 15.97 39.93 2.27 249 225 Peak 2 11420.00 47.61 54.00 -6.39 30.76 38.54 15.97 39.93 2.27 249 225 Average 3 17130.00 55.64 68.20 -12.56 39.18 40.24 19.60 46.39 3.01 -- -- Peak

Mode	39	
	Harmonic	
	U-NII-2C_5.47-5.725_802.11ax HE40_CH142_5710MHz	
ANT	1 + 2	
Pol.	Horizontal	Vertical
10.6G ~18G Avg	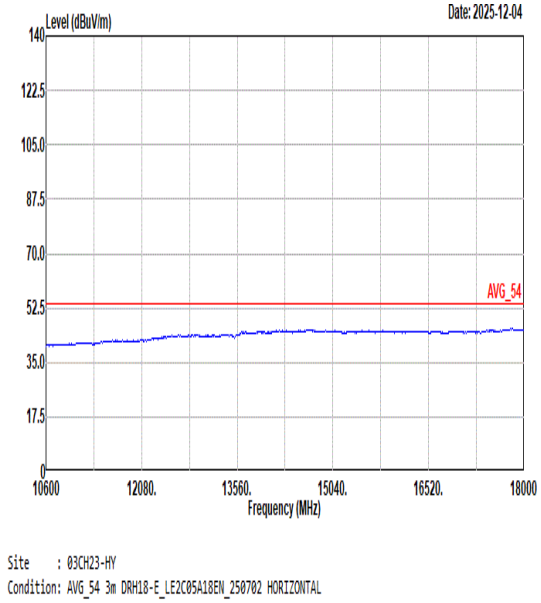	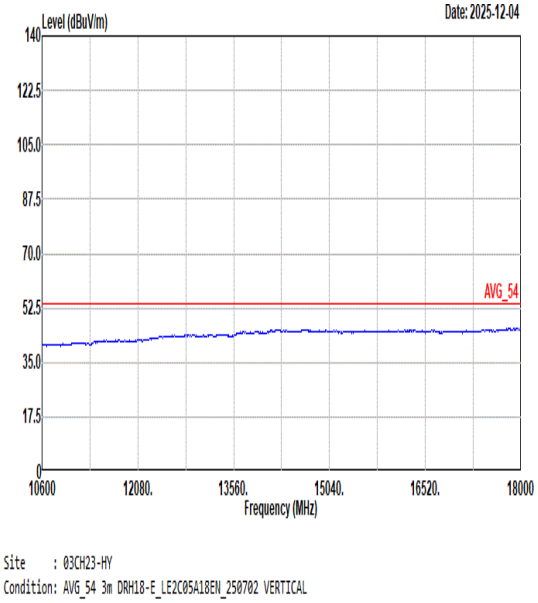

Mode	40	
	Band Edge - L	
	U-NII-2C_5.47-5.725_802.11ax HE80_CH106_5530MHz	
ANT	1 + 2	
Pol.	Horizontal	Fundamental
Peak	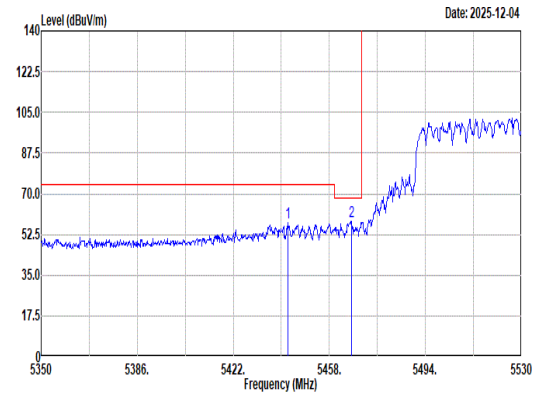 Site : 03CH23-HY Condition: PEAK_BE(UNII)_B3 3m DRH18-E_LE2C05A18EN_250702 HORIZONTAL : RBW:1000.000kHz VBW:3000.000kHz SWT:Auto Freq Level Limit Line Margin Read Level Ant Factor Cable Loss Preamp Factor Aux Factor APos TPos Remark MHz dBuV/m dBuV/m dB dBuV dB/m dB dB dB cm deg 1 5442.52 57.35 74.00 -16.65 43.62 32.69 11.02 33.49 3.51 400 111 Peak 2 5466.28 58.18 68.20 -10.02 44.43 32.73 11.05 33.55 3.52 400 111 Peak	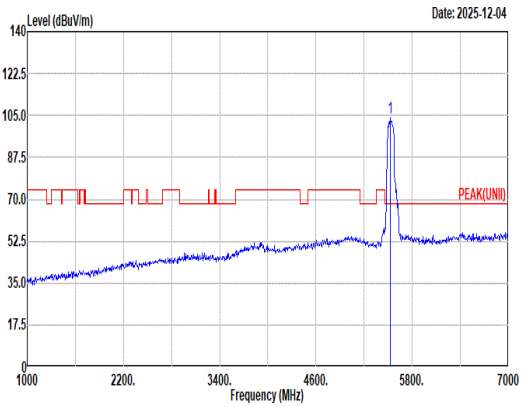 Site : 03CH23-HY Condition: PEAK(UNII) 3m DRH18-E_LE2C05A18EN_250702 HORIZONTAL : RBW:1000.000kHz VBW:3000.000kHz SWT:Auto Freq Level Limit Line Margin Read Level Ant Factor Cable Loss Preamp Factor Aux Factor APos TPos Remark MHz dBuV/m dBuV/m dB dBuV dB/m dB dB dB cm deg 1 5530.00 103.95 ------ ------ 90.03 32.94 11.13 33.68 3.53 400 111 Peak
Avg	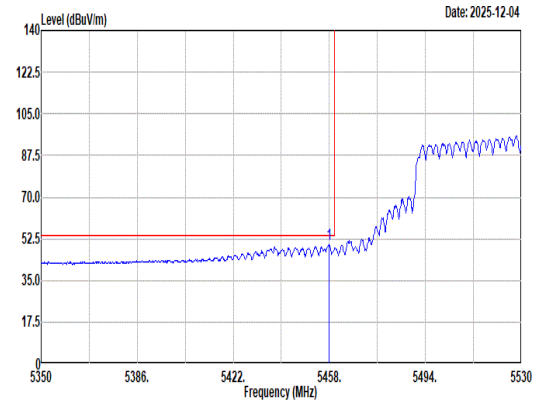 Site : 03CH23-HY Condition: AVG_BE(UNII)_B3 3m DRH18-E_LE2C05A18EN_250702 HORIZONTAL : RBW:1000.000kHz VBW:3.600kHz SWT:Auto Freq Level Limit Line Margin Read Level Ant Factor Cable Loss Preamp Factor Aux Factor APos TPos Remark MHz dBuV/m dBuV/m dB dBuV dB/m dB dB dB cm deg 1 5457.82 50.06 54.00 -3.94 36.32 32.72 11.04 33.53 3.51 400 111 Average	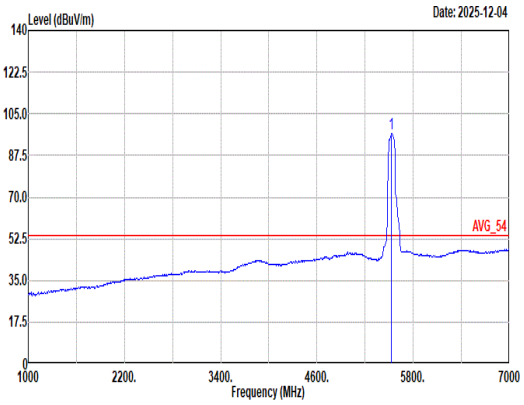 Site : 03CH23-HY Condition: AVG_54 3m DRH18-E_LE2C05A18EN_250702 HORIZONTAL : RBW:1000.000kHz VBW:3.600kHz SWT:Auto Freq Level Limit Line Margin Read Level Ant Factor Cable Loss Preamp Factor Aux Factor APos TPos Remark MHz dBuV/m dBuV/m dB dBuV dB/m dB dB dB cm deg 1 5530.00 96.51 ------ ------ 82.52 33.02 11.14 33.70 3.53 400 111 Average

Mode	40	
	Band Edge - R	
	U-NII-2C_5.47-5.725_802.11ax HE80_CH106_5530MHz	
ANT	1 + 2	
Pol.	Horizontal	Fundamental
Peak	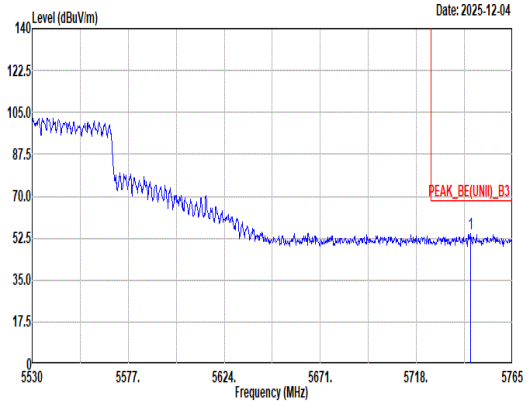 Site : 03CH23-HY Condition: PEAK_BE(UNII)_B3 3m DRH18-E_LE2C05A18EN_250702 HORIZONTAL : RBW:1000.000kHz VBW:3000.000kHz SWT:Auto Freq Level Limit Line Margin Read Level Ant Factor Cable Loss Preamp Factor Aux Factor APos TPos Remark MHz dBuV/m dBuV/m dB dBuV dB/m dB dB dB cm deg 1 5744.56 54.40 68.20 -13.80 39.48 33.98 11.32 33.97 3.59 400 111 Peak	Blank

Mode	40	
	Band Edge - L	
	U-NII-2C_5.47-5.725_802.11ax HE80_CH106_5530MHz	
ANT	1 + 2	
Pol.	Vertical	Fundamental
Peak	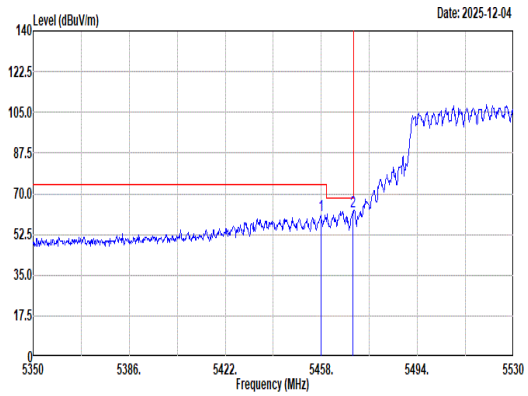 Site : 03CH23-HY Condition: PEAK_BE(UNII)_B3 3m DRH18-E_LE2C05A18EN_250702 VERTICAL : RBW:1000.000kHz VBW:3000.000kHz SWT:Auto Freq Level Limit Line Margin Read Level Ant Factor Cable Loss Preamp Factor Aux Factor APos TPos Remark MHz dBuV/m dBuV/m dB dBuV dB/m dB dB dB cm deg 1 5457.82 60.90 74.00 -13.10 47.16 32.72 11.04 33.53 3.51 280 134 Peak 2 5469.70 62.40 68.20 -5.80 48.65 32.74 11.05 33.56 3.52 280 134 Peak	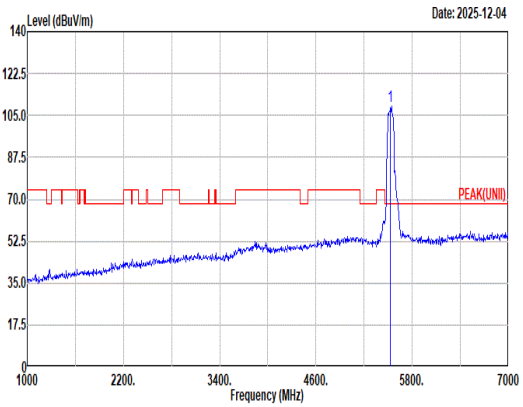 Site : 03CH23-HY Condition: PEAK(UNII) 3m DRH18-E_LE2C05A18EN_250702 VERTICAL : RBW:1000.000kHz VBW:3000.000kHz SWT:Auto Freq Level Limit Line Margin Read Level Ant Factor Cable Loss Preamp Factor Aux Factor APos TPos Remark MHz dBuV/m dBuV/m dB dBuV dB/m dB dB dB cm deg 1 5530.00 108.89 ------ ------ 94.85 33.05 11.15 33.70 3.54 280 134 Peak
Avg	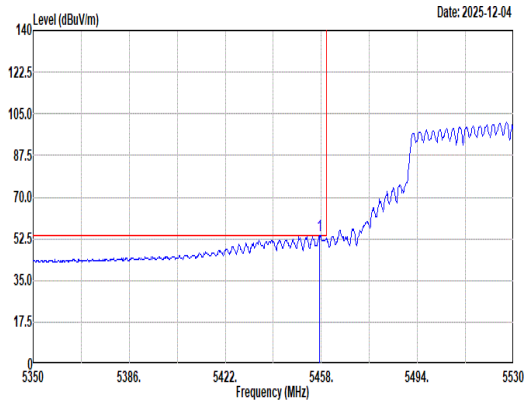 Site : 03CH23-HY Condition: AVG_BE(UNII)_B3 3m DRH18-E_LE2C05A18EN_250702 VERTICAL : RBW:1000.000kHz VBW:3.600kHz SWT:Auto Freq Level Limit Line Margin Read Level Ant Factor Cable Loss Preamp Factor Aux Factor APos TPos Remark MHz dBuV/m dBuV/m dB dBuV dB/m dB dB dB cm deg 1 5457.28 53.80 54.00 -0.20 40.07 32.71 11.04 33.53 3.51 280 134 Average	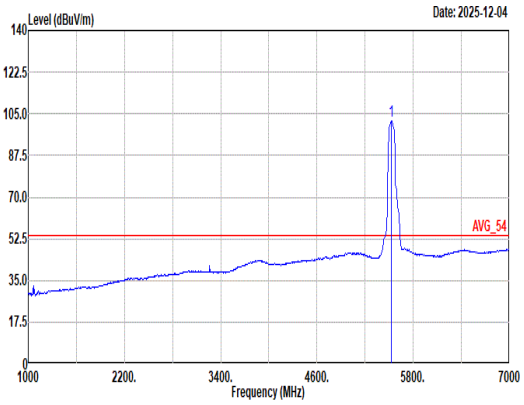 Site : 03CH23-HY Condition: AVG_54 3m DRH18-E_LE2C05A18EN_250702 VERTICAL : RBW:1000.000kHz VBW:3.600kHz SWT:Auto Freq Level Limit Line Margin Read Level Ant Factor Cable Loss Preamp Factor Aux Factor APos TPos Remark MHz dBuV/m dBuV/m dB dBuV dB/m dB dB dB cm deg 1 5530.00 101.93 ------ ------ 87.97 32.98 11.14 33.69 3.53 280 134 Average

Mode	40	
	Band Edge - R	
	U-NII-2C_5.47-5.725_802.11ax HE80_CH106_5530MHz	
ANT	1 + 2	
Pol.	Vertical	Fundamental
Peak	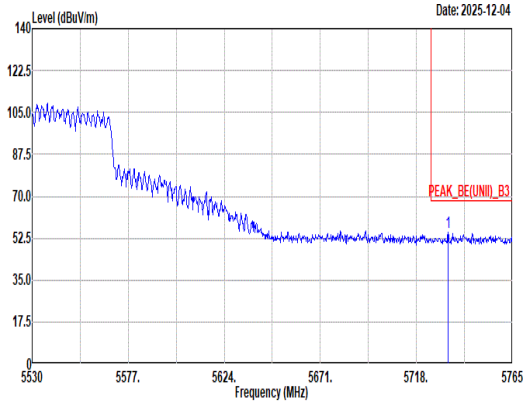 Site : 03CH23-HY Condition: PEAK_BE(UNII)_B3 3m DRH18-E_LE2C05A18EN_250702 VERTICAL : RBW:1000.000kHz VBW:3000.000kHz SWT:Auto Freq Level Limit Line Margin Read Level Ant Factor Cable Loss Preamp Factor Aux Factor APos TPos Remark MHz dBuV/m dBuV/m dB dBuV dB/m dB dB dB cm deg 1 5733.51 54.69 68.20 -13.51 39.81 33.93 11.31 33.95 3.59 280 134 Peak	Blank

Mode	40	
	Harmonic	
	U-NII-2C_5.47-5.725_802.11ax HE80_CH106_5530MHz	
ANT	1 + 2	
Pol.	Horizontal	Vertical
Peak Avg	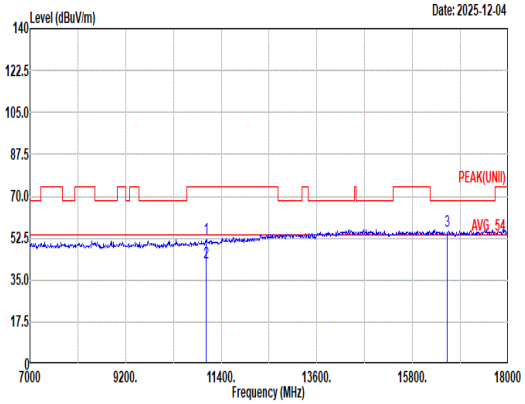 Site : 03CH23-HY Condition: PEAK(UNII) 3m DRH18-E_LE2C05A18EN_250702 HORIZONTAL Freq Level Limit Line Margin Read Level Ant Factor Cable Loss Preamp Factor Aux Factor APos TPos Remark MHz dBuV/m dBuV/m dB dBuV dB/m dB dB dB cm deg 1 11060.00 52.56 74.00 -21.44 36.33 38.04 15.69 39.72 2.22 -- -- Peak 2 11060.00 42.31 54.00 -11.69 26.08 38.04 15.69 39.72 2.22 -- -- Average 3 16590.00 55.29 68.20 -12.91 38.25 40.86 19.34 45.93 2.77 -- -- Peak	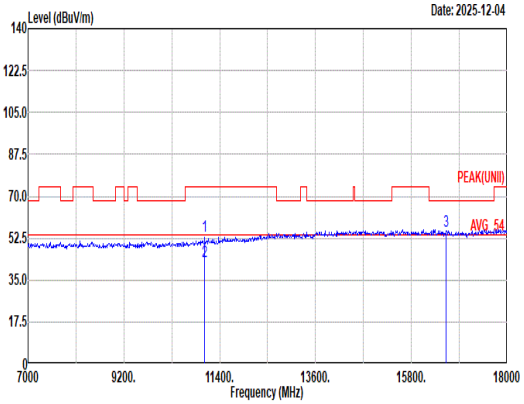 Site : 03CH23-HY Condition: PEAK(UNII) 3m DRH18-E_LE2C05A18EN_250702 VERTICAL Freq Level Limit Line Margin Read Level Ant Factor Cable Loss Preamp Factor Aux Factor APos TPos Remark MHz dBuV/m dBuV/m dB dBuV dB/m dB dB dB cm deg 1 11060.00 53.20 74.00 -20.80 36.97 38.04 15.69 39.72 2.22 -- -- Peak 2 11060.00 42.95 54.00 -11.05 26.72 38.04 15.69 39.72 2.22 -- -- Average 3 16590.00 55.72 68.20 -12.48 38.68 40.86 19.34 45.93 2.77 -- -- Peak

Mode	40	
	Harmonic	
	U-NII-2C_5.47-5.725_802.11ax HE80_CH106_5530MHz	
ANT	1 + 2	
Pol.	Horizontal	Vertical
10.6G ~18G Avg	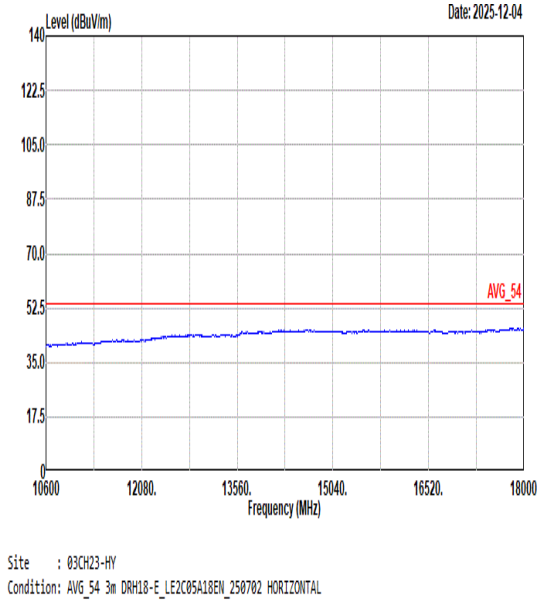	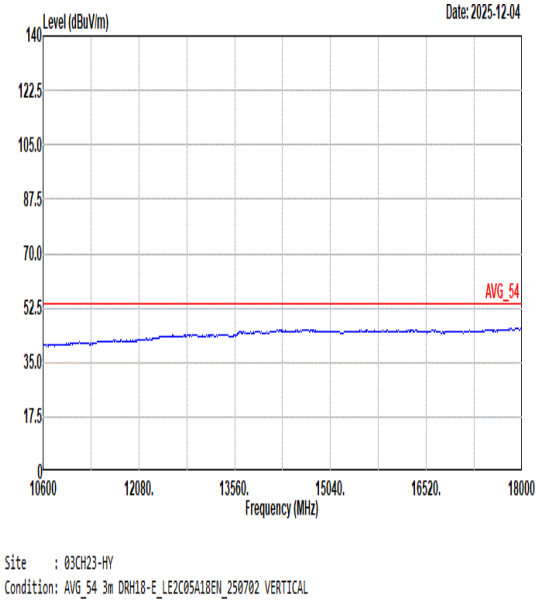

Mode	41
	Band Edge - L
	U-NII-2C_5.47-5.725_802.11ax HE80_CH122_5610MHz
ANT	1 + 2

Pol.	Horizontal	Fundamental
Peak	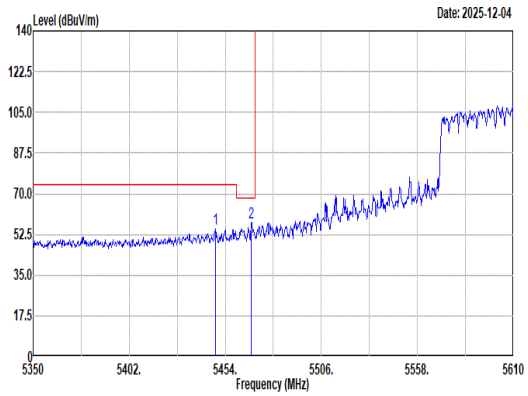 Site : 03CH23-HY Condition: PEAK_BE(UNII)_B3 3m DRH18-E_LE2C05A18EN_250702 HORIZONTAL : RBW:1000.000kHz VBW:3000.000kHz SWT:Auto Freq Level Limit Line Margin Read Level Ant Factor Cable Loss Preamp Factor Aux Factor APos TPos Remark MHz dBuV/m dBuV/m dB dBuV dB/m dB dB dB cm deg 1 5448.80 55.10 74.00 -18.90 41.36 32.70 11.03 33.50 3.51 400 105 Peak 2 5468.04 57.83 68.20 -10.37 44.08 32.74 11.05 33.56 3.52 400 105 Peak	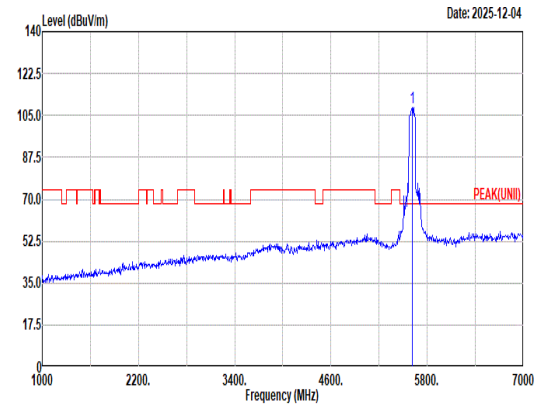 Site : 03CH23-HY Condition: PEAK(UNII) 3m DRH18-E_LE2C05A18EN_250702 HORIZONTAL : RBW:1000.000kHz VBW:3000.000kHz SWT:Auto Freq Level Limit Line Margin Read Level Ant Factor Cable Loss Preamp Factor Aux Factor APos TPos Remark MHz dBuV/m dBuV/m dB dBuV dB/m dB dB dB cm deg 1 5610.00 108.18 ------ ------ 93.80 33.39 11.25 33.82 3.56 400 105 Peak
Avg	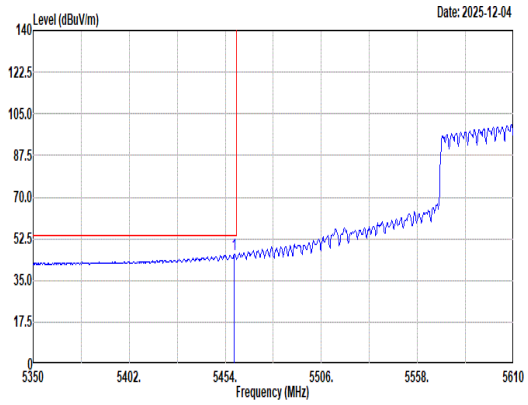 Site : 03CH23-HY Condition: AVG_BE(UNII)_B3 3m DRH18-E_LE2C05A18EN_250702 HORIZONTAL : RBW:1000.000kHz VBW:3.600kHz SWT:Auto Freq Level Limit Line Margin Read Level Ant Factor Cable Loss Preamp Factor Aux Factor APos TPos Remark MHz dBuV/m dBuV/m dB dBuV dB/m dB dB dB cm deg 1 5458.94 45.92 54.00 -8.08 32.18 32.72 11.04 33.53 3.51 400 105 Average	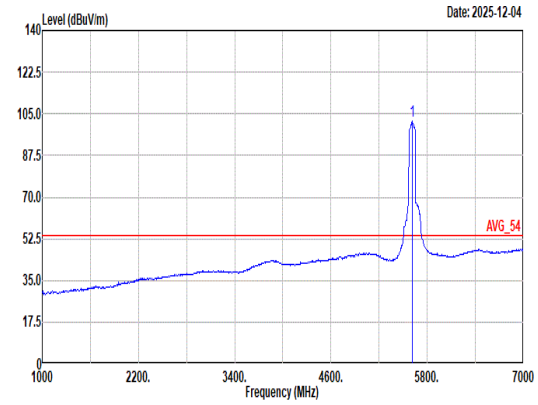 Site : 03CH23-HY Condition: AVG_54 3m DRH18-E_LE2C05A18EN_250702 HORIZONTAL : RBW:1000.000kHz VBW:3.600kHz SWT:Auto Freq Level Limit Line Margin Read Level Ant Factor Cable Loss Preamp Factor Aux Factor APos TPos Remark MHz dBuV/m dBuV/m dB dBuV dB/m dB dB dB cm deg 1 5610.00 101.71 ------ ------ 87.44 33.28 11.24 33.80 3.55 400 105 Average

Mode	41	
	Band Edge - R	
	U-NII-2C_5.47-5.725_802.11ax HE80_CH122_5610MHz	
ANT	1 + 2	
Pol.	Horizontal	Fundamental
Peak	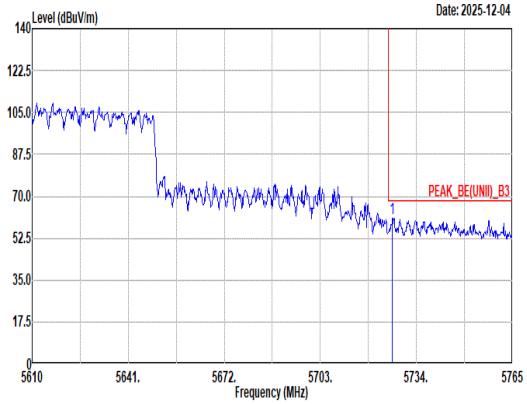 Site : 03CH23-HY Condition: PEAK_BE(UNII)_B3 3m DRH18-E_LE2C05A18EN_250702 HORIZONTAL : RBW:1000.000kHz VBW:3000.000kHz SWT:Auto Limit Read Ant Cable Preamp Aux APos TPos Freq Level Line Margin Level Factor Loss Factor Factor Remark MHz dBuV/m dBuV/m dB dBuV dB/m dB dB dB cm deg 1 5726.25 60.84 68.20 -7.36 45.98 33.90 11.31 33.94 3.59 400 105 Peak	Blank

Mode	41	
	Band Edge - L	
	U-NII-2C_5.47-5.725_802.11ax HE80_CH122_5610MHz	
ANT	1 + 2	
Pol.	Vertical	Fundamental
Peak	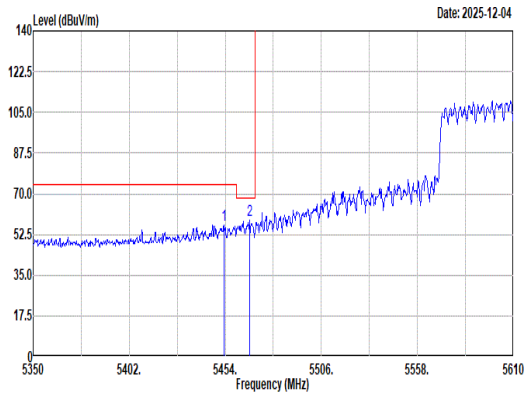 Site : 03CH23-HY Condition: PEAK_BE(UNII)_B3 3m DRH18-E_LE2C05A18EN_250702 VERTICAL : RBW:1000.000kHz VBW:3000.000kHz SWT:Auto Freq Level Limit Line Margin Read Level Ant Factor Cable Loss Preamp Factor Aux Factor APos TPos Remark MHz dBuV/m dBuV/m dB dBuV dB/m dB dB dB cm deg 1 5453.22 56.64 74.00 -17.36 42.91 32.71 11.03 33.52 3.51 300 137 Peak 2 5467.00 58.45 68.20 -9.75 44.71 32.73 11.05 33.56 3.52 300 137 Peak	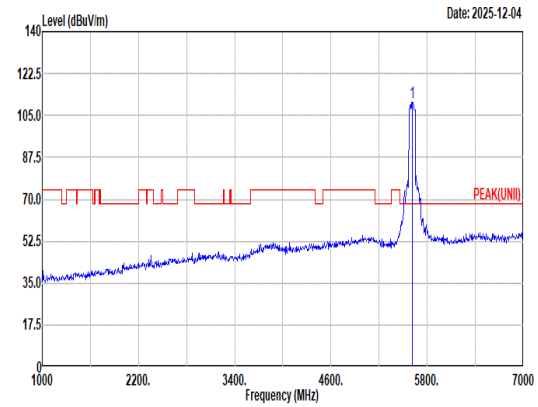 Site : 03CH23-HY Condition: PEAK(UNII) 3m DRH18-E_LE2C05A18EN_250702 VERTICAL : RBW:1000.000kHz VBW:3000.000kHz SWT:Auto Freq Level Limit Line Margin Read Level Ant Factor Cable Loss Preamp Factor Aux Factor APos TPos Remark MHz dBuV/m dBuV/m dB dBuV dB/m dB dB dB cm deg 1 5610.00 110.59 ------ ------ 96.35 33.25 11.23 33.79 3.55 300 137 Peak
Avg	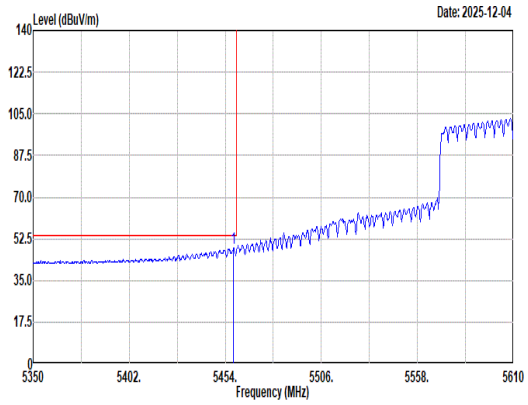 Site : 03CH23-HY Condition: AVG_BE(UNII)_B3 3m DRH18-E_LE2C05A18EN_250702 VERTICAL : RBW:1000.000kHz VBW:3.600kHz SWT:Auto Freq Level Limit Line Margin Read Level Ant Factor Cable Loss Preamp Factor Aux Factor APos TPos Remark MHz dBuV/m dBuV/m dB dBuV dB/m dB dB dB cm deg 1 5458.42 48.51 54.00 -5.49 34.77 32.72 11.04 33.53 3.51 300 137 Average	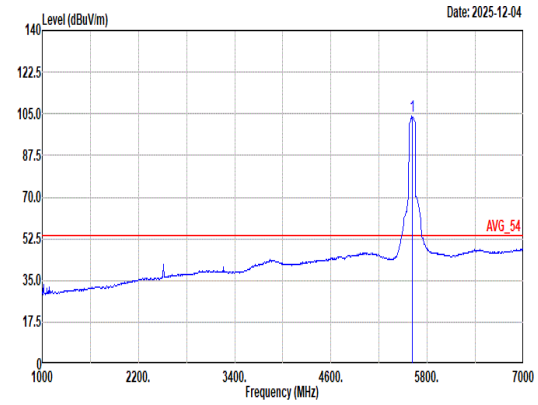 Site : 03CH23-HY Condition: AVG_54 3m DRH18-E_LE2C05A18EN_250702 VERTICAL : RBW:1000.000kHz VBW:3.600kHz SWT:Auto Freq Level Limit Line Margin Read Level Ant Factor Cable Loss Preamp Factor Aux Factor APos TPos Remark MHz dBuV/m dBuV/m dB dBuV dB/m dB dB dB cm deg 1 5610.00 103.95 ------ ------ 89.71 33.25 11.23 33.79 3.55 300 137 Average

Mode	41	
	Band Edge - R	
	U-NII-2C_5.47-5.725_802.11ax HE80_CH122_5610MHz	
ANT	1 + 2	
Pol.	Vertical	Fundamental
Peak	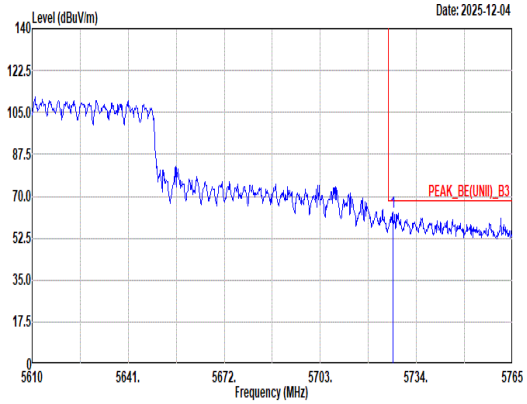 Site : 03CH23-HY Condition: PEAK_BE(UNII)_B3 3m DRH18-E_LE2C05A18EN_250702 VERTICAL : RBW:1000.000kHz VBW:3000.000kHz SWT:Auto Limit Read Ant Cable Preamp Aux APos TPos Freq Level Line Margin Level Factor Loss Factor Factor Remark MHz dBuV/m dBuV/m dB dBuV dB/m dB dB dB cm deg 1 5726.41 63.41 68.20 -4.79 48.54 33.91 11.31 33.94 3.59 300 137 Peak	Blank

Mode	41	
	Harmonic	
	U-NII-2C_5.47-5.725_802.11ax HE80_CH122_5610MHz	
ANT	1 + 2	
Pol.	Horizontal	Vertical
Peak Avg	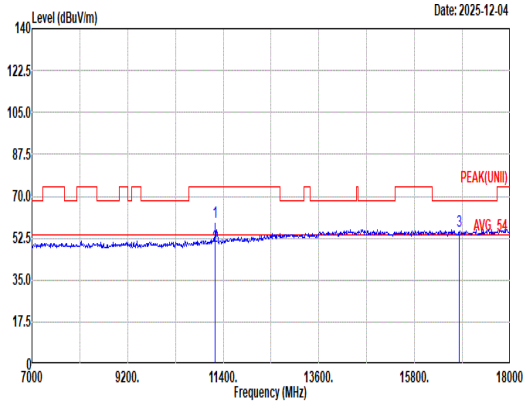 Site : 03CH23-HY Condition: PEAK(UNII) 3m DRH18-E_LE2C05A18EN_250702 HORIZONTAL Freq Level Limit Line Margin Read Level Ant Factor Cable Loss Preamp Factor Aux Factor APos TPos Remark MHz dBuV/m dBuV/m dB dBuV dB/m dB dB dB cm deg 1 11220.00 59.39 74.00 -14.61 42.85 38.30 15.81 39.81 2.24 400 139 Peak 2 11220.00 48.96 54.00 -5.04 32.42 38.30 15.81 39.81 2.24 400 139 Average 3 16830.00 55.53 68.20 -12.67 38.91 40.42 19.45 46.13 2.88 -- -- Peak	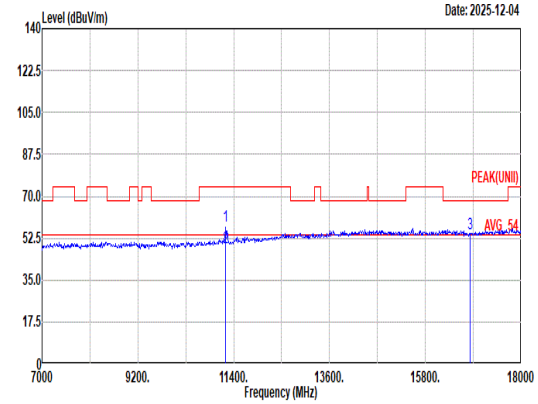 Site : 03CH23-HY Condition: PEAK(UNII) 3m DRH18-E_LE2C05A18EN_250702 VERTICAL Freq Level Limit Line Margin Read Level Ant Factor Cable Loss Preamp Factor Aux Factor APos TPos Remark MHz dBuV/m dBuV/m dB dBuV dB/m dB dB dB cm deg 1 11220.00 57.77 74.00 -16.23 41.23 38.30 15.81 39.81 2.24 240 196 Peak 2 11220.00 48.84 54.00 -5.16 32.30 38.30 15.81 39.81 2.24 240 196 Average 3 16830.00 54.68 68.20 -13.52 38.06 40.42 19.45 46.13 2.88 -- -- Peak

Mode	41	
	Harmonic	
	U-NII-2C_5.47-5.725_802.11ax HE80_CH122_5610MHz	
ANT	1 + 2	
Pol.	Horizontal	Vertical
10.6G ~18G Avg	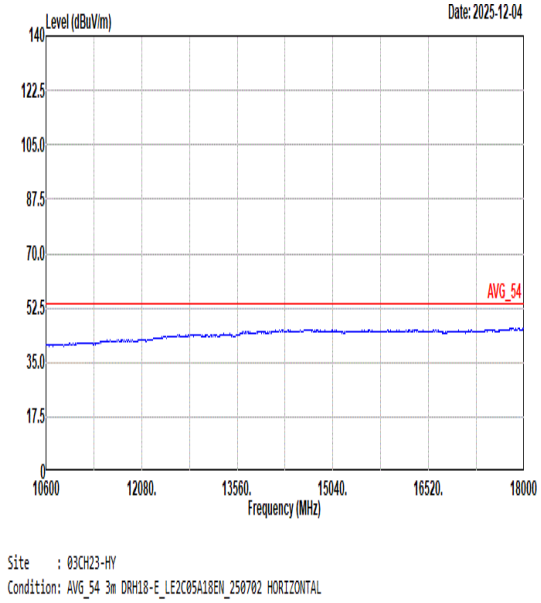	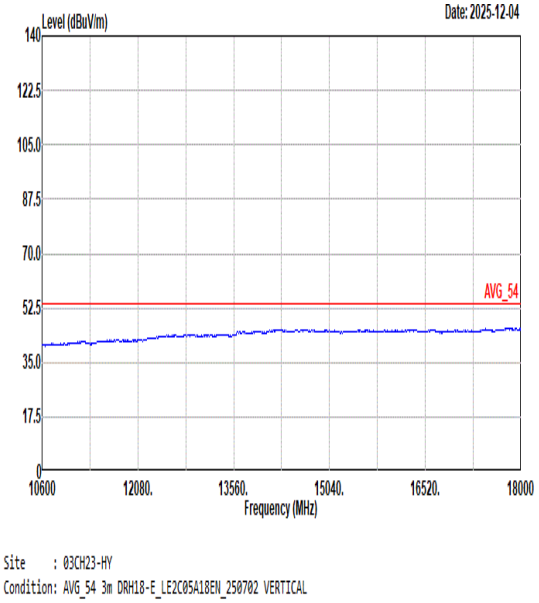

Mode	42
	Band Edge - L
	U-NII-2C_5.47-5.725_802.11ax HE80_CH138_5690MHz
ANT	1 + 2

Pol.	Horizontal	Fundamental
Peak	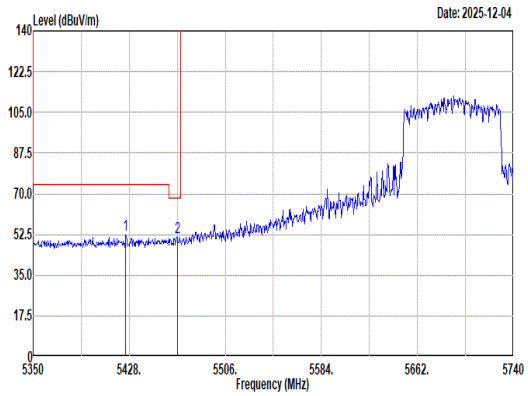 Site : 03CH23-HY Condition: U-NII-2C 3m DRH18-E_LE2C05A18EN_250702 HORIZONTAL : RBW:1000.000kHz VBW:3000.000kHz SWT:Auto Freq Level Limit Line Margin Read Level Ant Factor Cable Loss Preamp Factor Aux Factor APos TPos Remark MHz dBuV/m dBuV/m dB dBuV dB/m dB dB dB cm deg 1 5425.27 52.27 74.00 -21.73 38.56 32.65 10.99 33.44 3.51 400 105 Peak 2 5467.00 51.37 68.20 -16.83 37.63 32.73 11.05 33.56 3.52 400 105 Peak	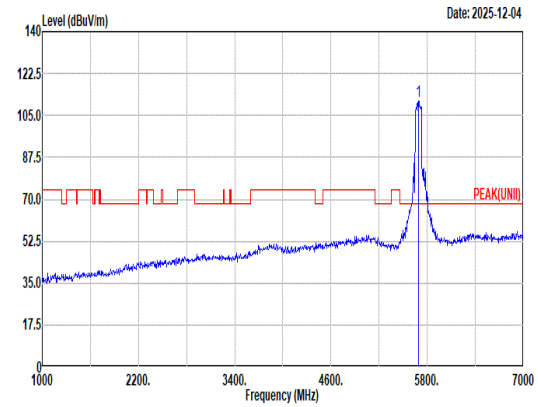 Site : 03CH23-HY Condition: PEAK(UNII) 3m DRH18-E_LE2C05A18EN_250702 HORIZONTAL : RBW:1000.000kHz VBW:3000.000kHz SWT:Auto Freq Level Limit Line Margin Read Level Ant Factor Cable Loss Preamp Factor Aux Factor APos TPos Remark MHz dBuV/m dBuV/m dB dBuV dB/m dB dB dB cm deg 1 5690.00 111.11 ------ ------ 96.39 33.75 11.29 33.90 3.58 400 105 Peak
Avg	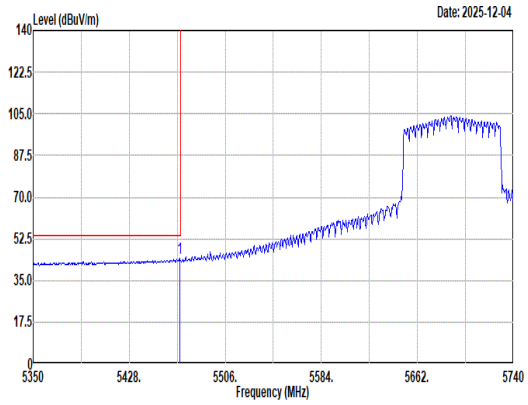 Site : 03CH23-HY Condition: U-NII-2C AVERAGE 3m DRH18-E_LE2C05A18EN_250702 HORIZONTAL : RBW:1000.000kHz VBW:3.600kHz SWT:Auto Freq Level Limit Line Margin Read Level Ant Factor Cable Loss Preamp Factor Aux Factor APos TPos Remark MHz dBuV/m dBuV/m dB dBuV dB/m dB dB dB cm deg 1 5468.95 44.11 54.00 -9.89 30.36 32.74 11.05 33.56 3.52 400 105 Average	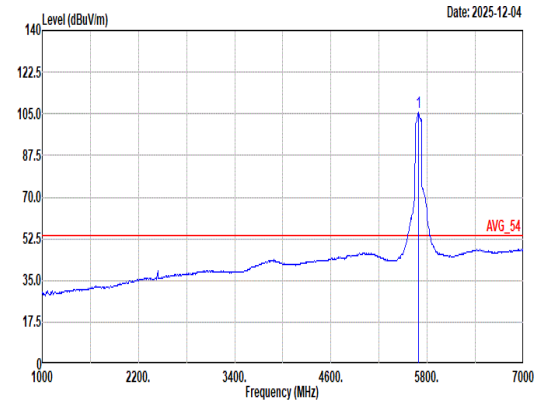 Site : 03CH23-HY Condition: AVG_54 3m DRH18-E_LE2C05A18EN_250702 HORIZONTAL : RBW:1000.000kHz VBW:3.600kHz SWT:Auto Freq Level Limit Line Margin Read Level Ant Factor Cable Loss Preamp Factor Aux Factor APos TPos Remark MHz dBuV/m dBuV/m dB dBuV dB/m dB dB dB cm deg 1 5690.00 105.78 ------ ------ 91.06 33.75 11.29 33.90 3.58 400 105 Average

Mode	42	
	Band Edge - R	
	U-NII-2C_5.47-5.725_802.11ax HE80_CH138_5690MHz	
ANT	1 + 2	
Pol.	Horizontal	Fundamental
Peak	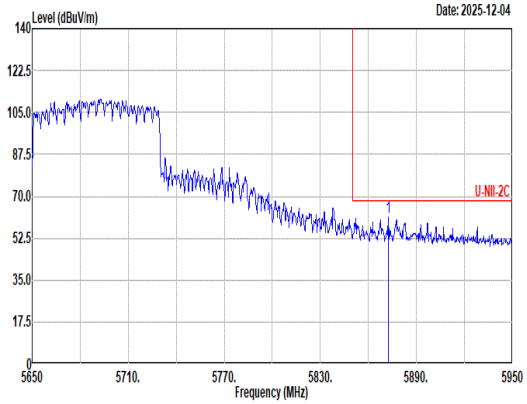 Site : 03CH23-HY Condition: U-NII-2C 3m DRH18-E_LE2C05A18EN_250702 HORIZONTAL : RBW:1000.000kHz VBW:3000.000kHz SWT:Auto Freq Level Limit Line Margin Read Level Ant Factor Cable Loss Preamp Factor Aux Factor APos TPos Remark MHz dBuV/m dBuV/m dB dBuV dB/m dB dB dB cm deg 1 5872.30 61.44 68.20 -6.76 46.44 34.06 11.49 34.13 3.58 400 105 Peak	Blank

Mode	42	
	Band Edge - L	
	U-NII-2C_5.47-5.725_802.11ax HE80_CH138_5690MHz	
ANT	1 + 2	
Pol.	Vertical	Fundamental
Peak	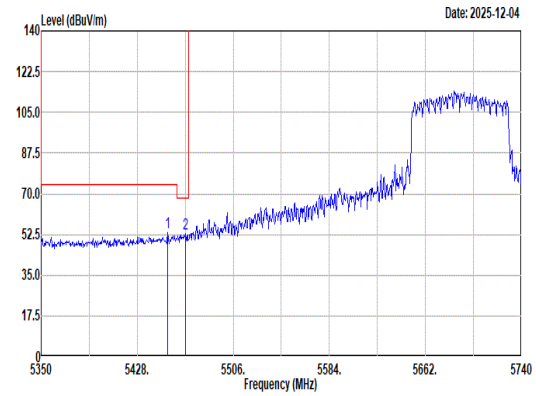 Site : 03CH23-HY Condition: U-NII-2C 3m DRH18-E_LE2C05A18EN_250702 VERTICAL : RBW:1000.000kHz VBW:3000.000kHz SWT:Auto Freq Level Limit Line Margin Read Level Ant Factor Cable Loss Preamp Factor Aux Factor APos TPos Remark MHz dBuV/m dBuV/m dB dBuV dB/m dB dB dB cm deg 1 5452.96 53.14 74.00 -20.86 39.41 32.71 11.03 33.52 3.51 300 139 Peak 2 5467.39 52.64 68.20 -15.56 38.90 32.73 11.05 33.56 3.52 300 139 Peak	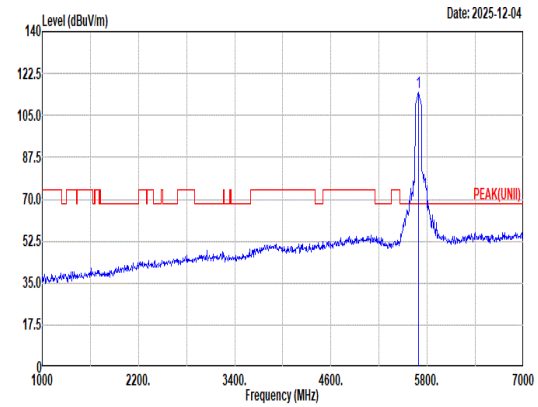 Site : 03CH23-HY Condition: PEAK(UNII) 3m DRH18-E_LE2C05A18EN_250702 VERTICAL : RBW:1000.000kHz VBW:3000.000kHz SWT:Auto Freq Level Limit Line Margin Read Level Ant Factor Cable Loss Preamp Factor Aux Factor APos TPos Remark MHz dBuV/m dBuV/m dB dBuV dB/m dB dB dB cm deg 1 5690.00 114.74 ------ ------ 100.02 33.75 11.29 33.90 3.58 300 139 Peak
Avg	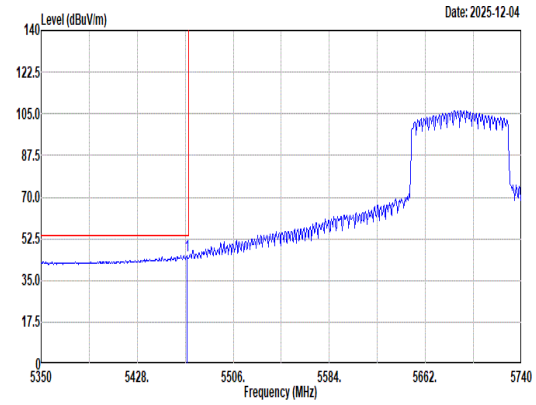 Site : 03CH23-HY Condition: U-NII-2C AVERAGE 3m DRH18-E_LE2C05A18EN_250702 VERTICAL : RBW:1000.000kHz VBW:3.600kHz SWT:Auto Freq Level Limit Line Margin Read Level Ant Factor Cable Loss Preamp Factor Aux Factor APos TPos Remark MHz dBuV/m dBuV/m dB dBuV dB/m dB dB dB cm deg 1 5468.56 45.63 54.00 -8.37 31.88 32.74 11.05 33.56 3.52 300 139 Average	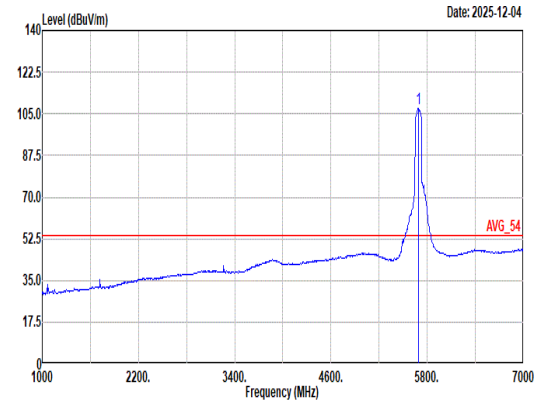 Site : 03CH23-HY Condition: AVG_54 3m DRH18-E_LE2C05A18EN_250702 VERTICAL : RBW:1000.000kHz VBW:3.600kHz SWT:Auto Freq Level Limit Line Margin Read Level Ant Factor Cable Loss Preamp Factor Aux Factor APos TPos Remark MHz dBuV/m dBuV/m dB dBuV dB/m dB dB dB cm deg 1 5690.00 107.36 ------ ------ 92.67 33.72 11.28 33.89 3.58 300 139 Average

Mode	42	
	Band Edge - R	
	U-NII-2C_5.47-5.725_802.11ax HE80_CH138_5690MHz	
ANT	1 + 2	
Pol.	Vertical	Fundamental
Peak	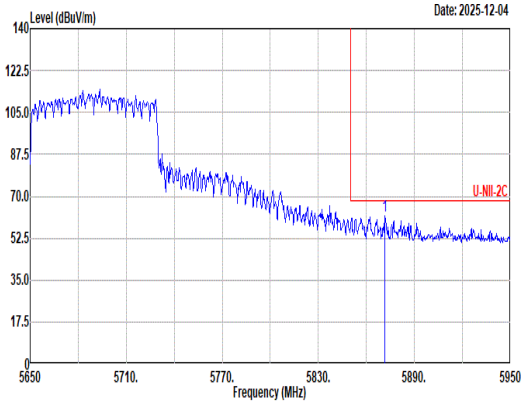 Site : 03CH23-HY Condition: U-NII-2C 3m DRH18-E_LE2C05A18EN_250702 VERTICAL : RBW:1000.000kHz VBW:3000.000kHz SWT:Auto Freq Level Limit Line Margin Read Level Ant Factor Cable Loss Preamp Factor Aux Factor APos TPos Remark MHz dBuV/m dBuV/m dB dBuV dB/m dB dB dB cm deg 1 5871.40 61.55 68.20 -6.65 46.54 34.06 11.49 34.13 3.59 300 139 Peak	Blank

Mode	42	
	Harmonic	
	U-NII-2C_5.47-5.725_802.11ax HE80_CH138_5690MHz	
ANT	1 + 2	
Pol.	Horizontal	Vertical
Peak Avg	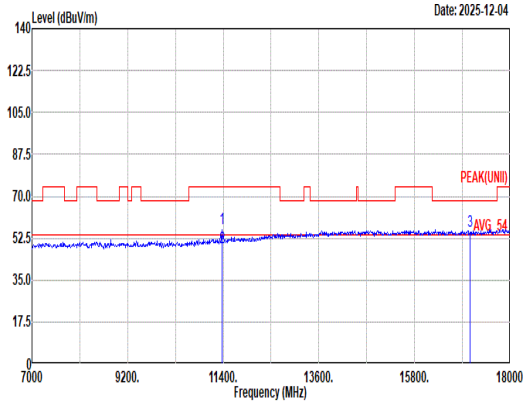 Site : 03CH23-HY Condition: PEAK(UNII) 3m DRH18-E_LE2C05A18EN_250702 HORIZONTAL Freq Level Limit Line Margin Read Level Ant Factor Cable Loss Preamp Factor Aux Factor APos TPos Remark MHz dBuV/m dBuV/m dB dBuV dB/m dB dB dB cm deg 1 11380.00 56.49 74.00 -17.51 39.70 38.50 15.94 39.91 2.26 400 135 Peak 2 11380.00 48.44 54.00 -5.56 31.65 38.50 15.94 39.91 2.26 400 135 Average 3 17070.00 55.51 68.20 -12.69 38.88 40.42 19.56 46.33 2.98 -- -- Peak	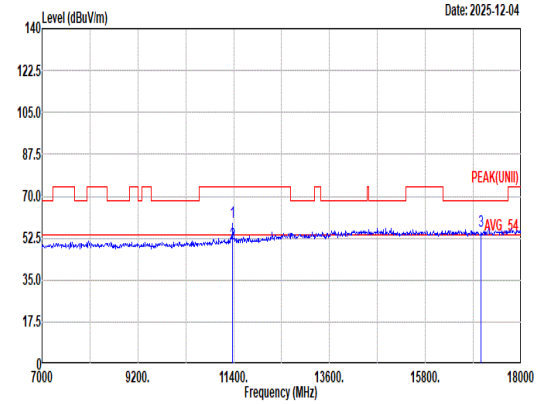 Site : 03CH23-HY Condition: PEAK(UNII) 3m DRH18-E_LE2C05A18EN_250702 VERTICAL Freq Level Limit Line Margin Read Level Ant Factor Cable Loss Preamp Factor Aux Factor APos TPos Remark MHz dBuV/m dBuV/m dB dBuV dB/m dB dB dB cm deg 1 11380.00 59.31 74.00 -14.69 42.52 38.50 15.94 39.91 2.26 208 191 Peak 2 11380.00 50.07 54.00 -3.93 33.28 38.50 15.94 39.91 2.26 208 191 Average 3 17070.00 55.44 68.20 -12.76 38.81 40.42 19.56 46.33 2.98 -- -- Peak

Mode	42	
	Harmonic	
	U-NII-2C_5.47-5.725_802.11ax HE80_CH138_5690MHz	
ANT	1 + 2	
Pol.	Horizontal	Vertical
10.6G ~18G Avg	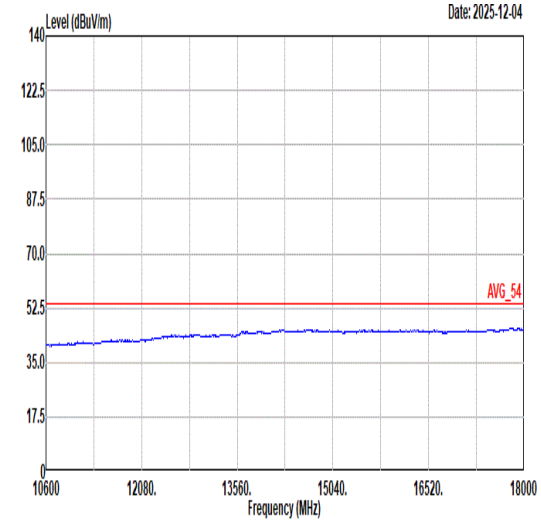 Site : 03CH23-HY Condition: AVG_54 3m DRH18-E_LE2C05A18EN_250702 HORIZONTAL	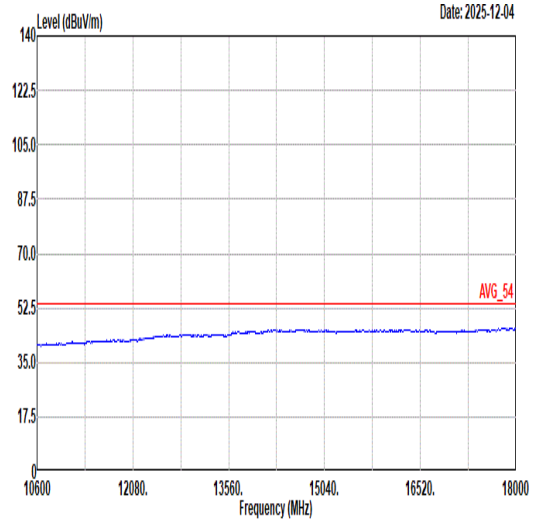 Site : 03CH23-HY Condition: AVG_54 3m DRH18-E_LE2C05A18EN_250702 VERTICAL

Mode	43
	Band Edge - L
	U-NII-2C_5.47-5.725_802.11ax HE160_CH114_5570MHz
ANT	1 + 2

Pol.	Horizontal	Fundamental
Peak	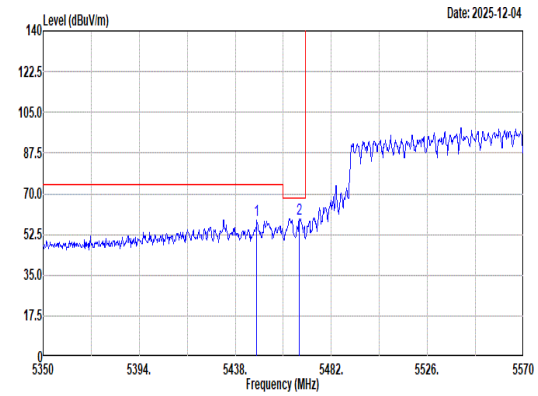 Site : 03CH23-HY Condition: PEAK_BE(UNII)_B3 3m DRH18-E_LE2C05A18EN_250702 HORIZONTAL : RBW:1000.000kHz VBW:3000.000kHz SWT:Auto Freq Level Limit Line Margin Read Level Ant Factor Cable Loss Preamp Factor Aux Factor APos TPos Remark MHz dBuV/m dBuV/m dB dBuV dB/m dB dB dB cm deg 1 5447.90 58.55 74.00 -15.45 44.82 32.70 11.02 33.50 3.51 383 117 Peak 2 5467.26 59.37 68.20 -8.83 45.63 32.73 11.05 33.56 3.52 383 117 Peak	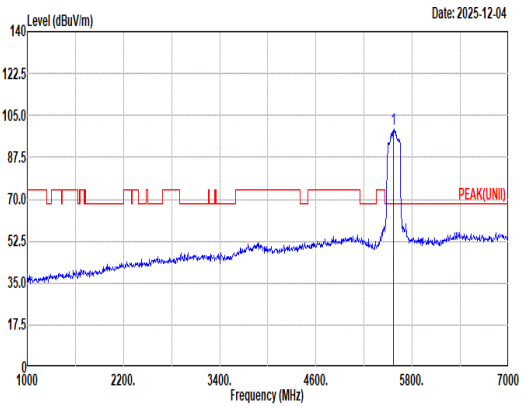 Site : 03CH23-HY Condition: PEAK(UNII) 3m DRH18-E_LE2C05A18EN_250702 HORIZONTAL : RBW:1000.000kHz VBW:3000.000kHz SWT:Auto Freq Level Limit Line Margin Read Level Ant Factor Cable Loss Preamp Factor Aux Factor APos TPos Remark MHz dBuV/m dBuV/m dB dBuV dB/m dB dB dB cm deg 1 5570.00 99.41 ------ ------ 85.26 33.16 11.20 33.75 3.54 383 117 Peak
Avg	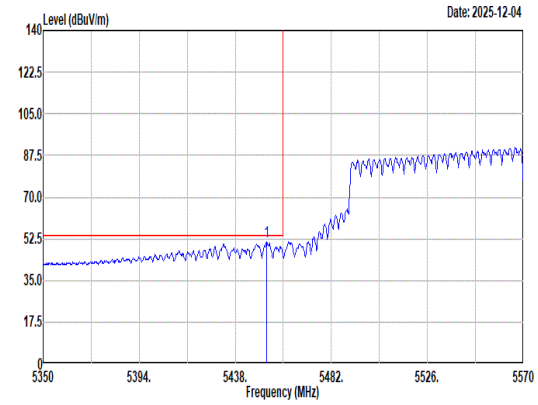 Site : 03CH23-HY Condition: AVG_BE(UNII)_B3 3m DRH18-E_LE2C05A18EN_250702 HORIZONTAL : RBW:1000.000kHz VBW:3.600kHz SWT:Auto Freq Level Limit Line Margin Read Level Ant Factor Cable Loss Preamp Factor Aux Factor APos TPos Remark MHz dBuV/m dBuV/m dB dBuV dB/m dB dB dB cm deg 1 5452.30 51.06 54.00 -2.94 37.33 32.70 11.03 33.51 3.51 383 117 Average	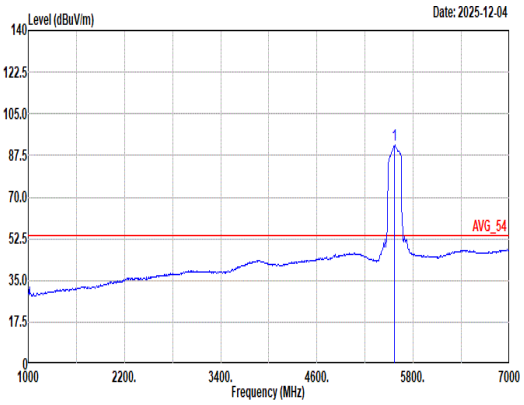 Site : 03CH23-HY Condition: AVG_54 3m DRH18-E_LE2C05A18EN_250702 HORIZONTAL : RBW:1000.000kHz VBW:3.600kHz SWT:Auto Freq Level Limit Line Margin Read Level Ant Factor Cable Loss Preamp Factor Aux Factor APos TPos Remark MHz dBuV/m dBuV/m dB dBuV dB/m dB dB dB cm deg 1 5570.00 91.80 ------ ------ 77.67 33.14 11.19 33.74 3.54 383 117 Average

Mode	43	
	Band Edge - R	
	U-NII-2C_5.47-5.725_802.11ax HE160_CH114_5570MHz	
ANT	1 + 2	
Pol.	Horizontal	Fundamental
Peak	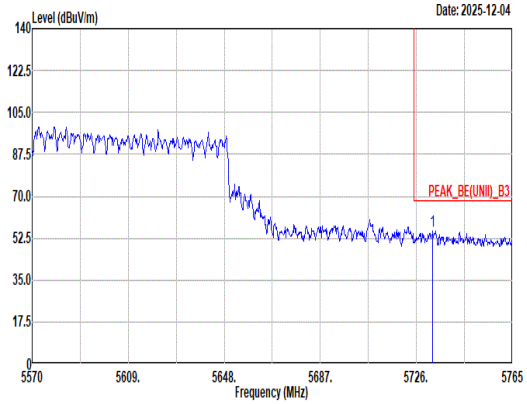 Site : 03CH23-HY Condition: PEAK_BE(UNII)_B3 3m DRH18-E_LE2C05A18EN_250702 HORIZONTAL : RBW:1000.000kHz VBW:3000.000kHz SWT:Auto Limit Read Ant Cable Preamp Aux APos TPos Freq Level Line Margin Level Factor Loss Factor Factor Remark MHz dBuV/m dBuV/m dB dBuV dB/m dB dB dB cm deg 1 5732.63 55.40 68.20 -12.80 40.52 33.93 11.31 33.95 3.59 383 117 Peak	Blank

Mode	43
	Band Edge - L
	U-NII-2C_5.47-5.725_802.11ax HE160_CH114_5570MHz
ANT	1 + 2

Pol.	Vertical	Fundamental
Peak	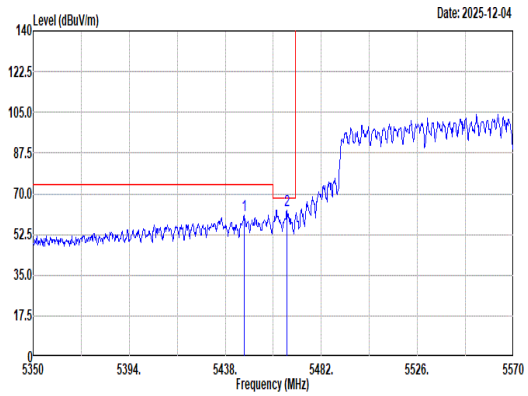 Site : 03CH23-HY Condition: PEAK_BE(UNII)_B3 3m DRH18-E_LE2C05A18EN_250702 VERTICAL : RBW:1000.000kHz VBW:3000.000kHz SWT:Auto Freq Level Limit Line Margin Read Level Ant Factor Cable Loss Preamp Factor Aux Factor APos TPos Remark MHz dBuV/m dBuV/m dB dBuV dB/m dB dB dB cm deg 1 5446.80 60.73 74.00 -13.27 47.01 32.69 11.02 33.50 3.51 294 146 Peak 2 5466.16 63.05 68.20 -5.15 49.30 32.73 11.05 33.55 3.52 294 146 Peak	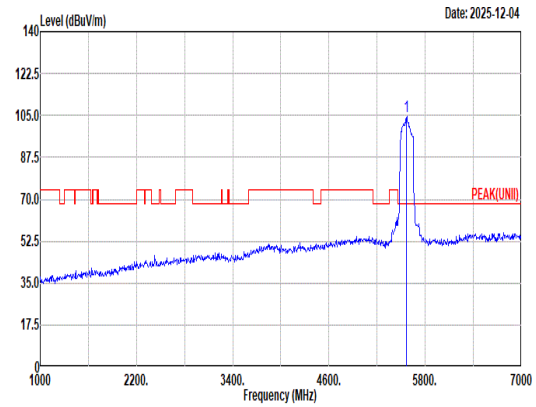 Site : 03CH23-HY Condition: PEAK(UNII) 3m DRH18-E_LE2C05A18EN_250702 VERTICAL : RBW:1000.000kHz VBW:3000.000kHz SWT:Auto Freq Level Limit Line Margin Read Level Ant Factor Cable Loss Preamp Factor Aux Factor APos TPos Remark MHz dBuV/m dBuV/m dB dBuV dB/m dB dB dB cm deg 1 5570.00 104.62 ------ ------ 90.49 33.14 11.19 33.74 3.54 294 146 Peak
Avg	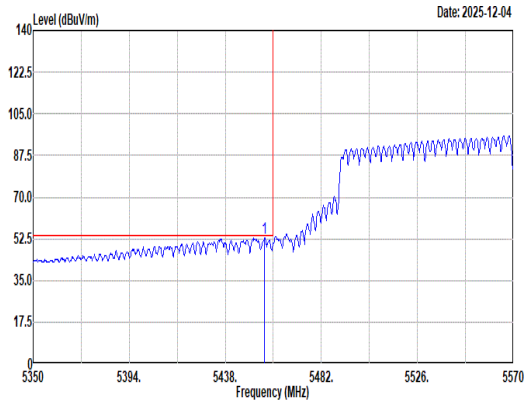 Site : 03CH23-HY Condition: AVG_BE(UNII)_B3 3m DRH18-E_LE2C05A18EN_250702 VERTICAL : RBW:1000.000kHz VBW:3.600kHz SWT:Auto Freq Level Limit Line Margin Read Level Ant Factor Cable Loss Preamp Factor Aux Factor APos TPos Remark MHz dBuV/m dBuV/m dB dBuV dB/m dB dB dB cm deg 1 5456.04 52.58 54.00 -1.42 38.84 32.71 11.04 33.52 3.51 294 146 Average	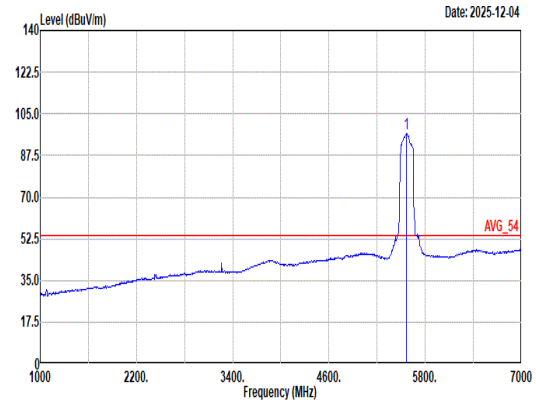 Site : 03CH23-HY Condition: AVG_54 3m DRH18-E_LE2C05A18EN_250702 VERTICAL : RBW:1000.000kHz VBW:3.600kHz SWT:Auto Freq Level Limit Line Margin Read Level Ant Factor Cable Loss Preamp Factor Aux Factor APos TPos Remark MHz dBuV/m dBuV/m dB dBuV dB/m dB dB dB cm deg 1 5570.00 96.68 ------ ------ 82.53 33.16 11.20 33.75 3.54 294 146 Average

Mode	43	
	Band Edge - R	
	U-NII-2C_5.47-5.725_802.11ax HE160_CH114_5570MHz	
ANT	1 + 2	
Pol.	Vertical	Fundamental
Peak	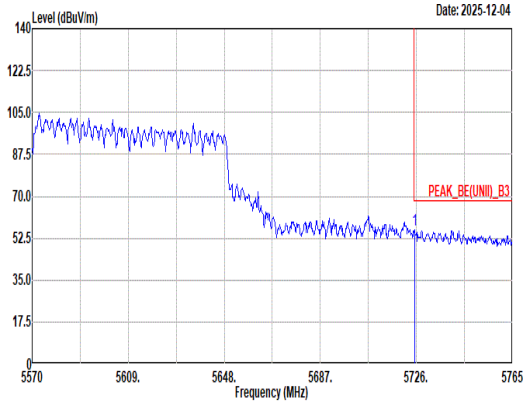 Site : 03CH23-HY Condition: PEAK_BE(UNII)_B3 3m DRH18-E_LE2C05A18EN_250702 VERTICAL : RBW:1000.000kHz VBW:3000.000kHz SWT:Auto Freq Level Limit Line Margin Read Level Ant Factor Cable Loss Preamp Factor Aux Factor APos TPos Remark MHz dBuV/m dBuV/m dB dBuV dB/m dB dB dB cm deg 1 5725.22 55.77 68.20 -12.43 40.91 33.90 11.31 33.94 3.59 294 146 Peak	Blank

Mode	43	
	Harmonic	
	U-NII-2C_5.47-5.725_802.11ax HE160_CH114_5570MHz	
ANT	1 + 2	
Pol.	Horizontal	Vertical
Peak Avg	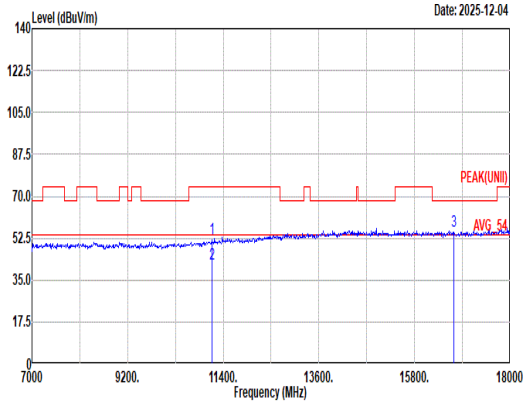 Site : 03CH23-HY Condition: PEAK(UNII) 3m DRH18-E_LE2C05A18EN_250702 HORIZONTAL Freq Level Limit Line Margin Read Level Ant Factor Cable Loss Preamp Factor Aux Factor APos TPos Remark MHz dBuV/m dBuV/m dB dBuV dB/m dB dB dB cm deg 1 11140.00 52.54 74.00 -21.46 36.12 38.20 15.75 39.76 2.23 -- -- Peak 2 11140.00 41.79 54.00 -12.21 25.37 38.20 15.75 39.76 2.23 -- -- Average 3 16710.00 55.23 68.20 -12.97 38.59 40.46 19.39 46.03 2.82 -- -- Peak	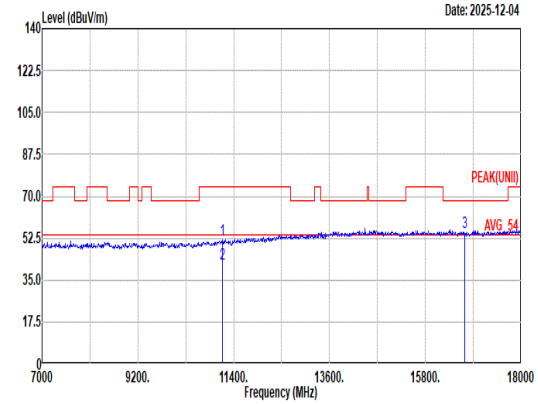 Site : 03CH23-HY Condition: PEAK(UNII) 3m DRH18-E_LE2C05A18EN_250702 VERTICAL Freq Level Limit Line Margin Read Level Ant Factor Cable Loss Preamp Factor Aux Factor APos TPos Remark MHz dBuV/m dBuV/m dB dBuV dB/m dB dB dB cm deg 1 11140.00 51.60 74.00 -22.40 35.18 38.20 15.75 39.76 2.23 -- -- Peak 2 11140.00 41.84 54.00 -12.16 25.42 38.20 15.75 39.76 2.23 -- -- Average 3 16710.00 55.01 68.20 -13.19 38.37 40.46 19.39 46.03 2.82 -- -- Peak

Mode	43	
	Harmonic	
	U-NII-2C_5.47-5.725_802.11ax HE160_CH114_5570MHz	
ANT	1 + 2	
Pol.	Horizontal	Vertical
10.6G ~18G Avg	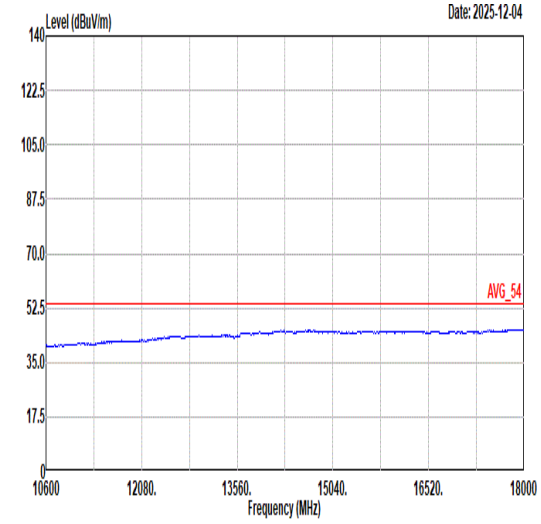 Site : 03CH23-HY Condition: AVG_54 3m DRH18-E_LE2C05A18EN_250702 HORIZONTAL	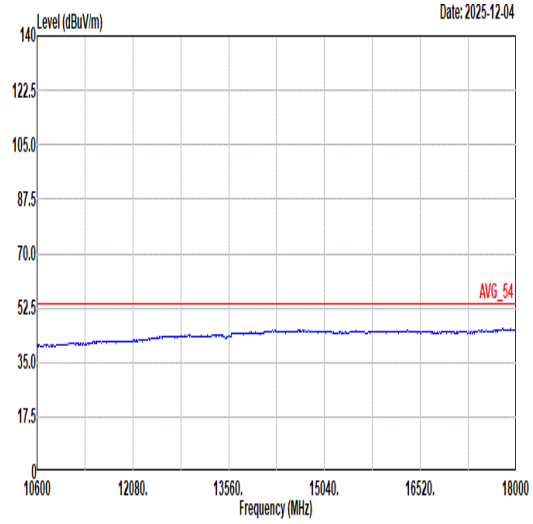 Site : 03CH23-HY Condition: AVG_54 3m DRH18-E_LE2C05A18EN_250702 VERTICAL

Mode	44	
	LF	
	U-NII-2C_5.47-5.725_802.11ax HE80_CH106_5530MHz	
ANT	1 + 2	
Pol.	Horizontal	Vertical
QP/ Peak	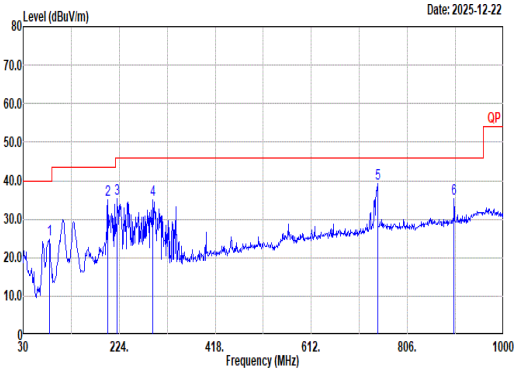 Site : 03CH23-HY Condition: QP 3m CBL6111D_62028 & 003_251126 HORIZONTAL	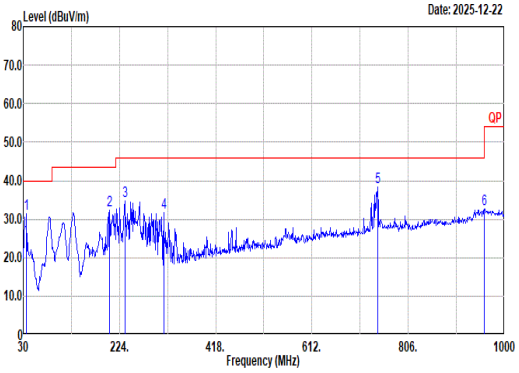 Site : 03CH23-HY Condition: QP 3m CBL6111D_62028 & 003_251126 VERTICAL

Horizontal:

	Freq	Level	Limit Line	Margin	Read Level	Ant Factor	Cable Loss	Preamp Factor	Aux Factor	APos	TPos	Remark
	MHz	dBuV/m	dBuV/m	dB	dBuV	dB/m	dB	dB	dB	cm	deg	
1	83.35	24.83	40.00	-15.17	42.14	14.12	0.98	32.51	0.10	--	--	Peak
2	200.72	35.02	43.50	-8.48	50.65	15.10	1.67	32.51	0.11	--	--	Peak
3	220.12	35.19	46.00	-10.81	50.62	15.20	1.77	32.51	0.11	--	--	Peak
4	291.90	35.14	46.00	-10.86	46.27	19.10	2.11	32.52	0.18	--	--	Peak
5	745.86	39.33	46.00	-6.67	40.10	28.06	3.52	32.55	0.20	--	--	Peak
6	900.09	35.38	46.00	-10.62	33.84	29.17	3.89	31.69	0.17	--	--	Peak

Vertical:

	Freq	Level	Limit Line	Margin	Read Level	Ant Factor	Cable Loss	Preamp Factor	Aux Factor	APos	TPos	Remark
	MHz	dBuV/m	dBuV/m	dB	dBuV	dB/m	dB	dB	dB	cm	deg	
1	36.79	31.48	40.00	-8.52	42.22	21.18	0.57	32.56	0.07	--	--	Peak
2	204.60	32.18	43.50	-11.32	47.73	15.16	1.69	32.51	0.11	--	--	Peak
3	234.67	34.58	46.00	-11.42	48.43	16.72	1.84	32.51	0.10	--	--	Peak
4	313.24	31.60	46.00	-14.40	42.34	19.38	2.21	32.54	0.21	--	--	Peak
5	743.92	38.25	46.00	-7.75	39.03	28.07	3.51	32.56	0.20	--	--	Peak
6	959.26	32.52	46.00	-13.48	28.15	31.10	4.07	31.05	0.25	--	--	Peak

Mode	45	
	SHF	
	U-NII-2C_5.47-5.725_802.11ax HE80_CH106_5530MHz	
ANT	1 + 2	
Pol.	Horizontal	Vertical
Peak	 Site : 03CH23-HY Condition: PEAK(UNII) 1m BBHA9170_1225_250702 HORIZONTAL Freq Level Limit Line Margin Read Level Ant Factor Cable Loss Preamp Factor Aux Factor APos TPos Remark MHz dBuV/m dBuV/m dB dBuV dB/m dB dB dB cm deg 1 39588.02 47.21 74.00 -26.79 44.82 46.23 28.78 63.08 -9.54 -- -- PEAK	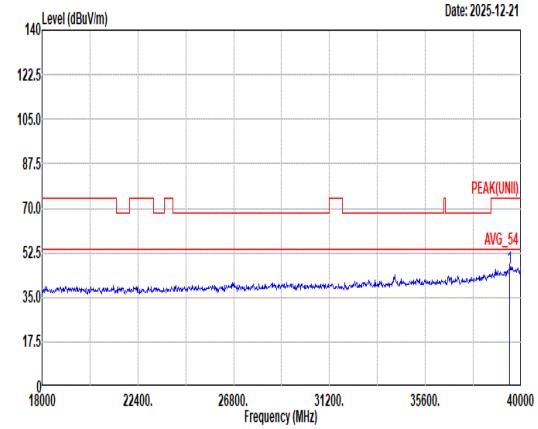 Site : 03CH23-HY Condition: PEAK(UNII) 1m BBHA9170_1225_250702 VERTICAL Freq Level Limit Line Margin Read Level Ant Factor Cable Loss Preamp Factor Aux Factor APos TPos Remark MHz dBuV/m dBuV/m dB dBuV dB/m dB dB dB cm deg 1 39476.35 46.23 74.00 -27.77 43.81 46.09 28.74 62.87 -9.54 -- -- PEAK

Appendix D. Duty Cycle Plots

Chain	Band	Duty Cycle(%)	T(us)	1/T(kHz)	VBW Setting
0+1	802.11a	97.89	1395	0.72	750Hz
0+1	5GHz 802.11ax HE20 Full RU	96.68	1020	0.98	1kHz
0+1	5GHz 802.11ax HE20 26 RU	94.17	582	1.72	1.8kHz
0+1	5GHz 802.11ax HE20 106 RU	92.77	436	2.29	2.4Hz
0+1	5GHz 802.11ax HE40 Full RU	90.14	311	3.22	3.3kHz
0+1	5GHz 802.11ax HE80 Full RU	89.70	296	3.38	3.6kHz
0+1	5GHz 802.11ax HE160 Full RU	89.76	298	3.36	3.6Hz

MIMO <Chain 0+1>

802.11a

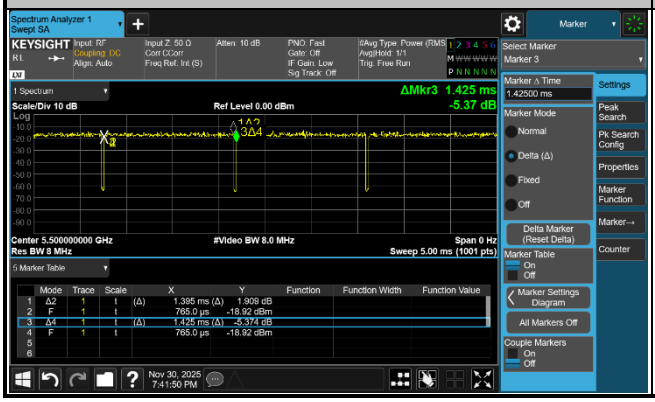

5GHz 802.11ax HE20 Full RU

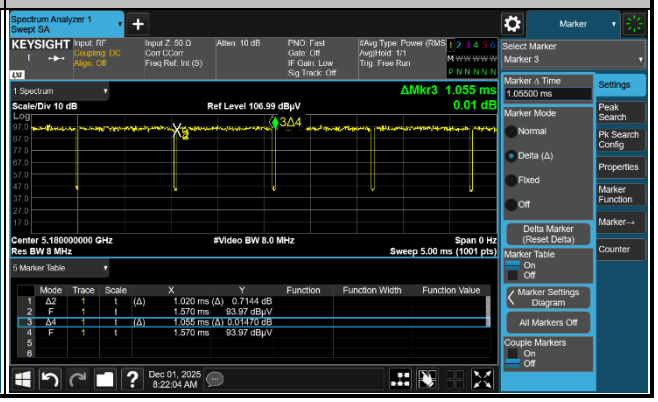

5GHz 802.11ax HE20 26 RU

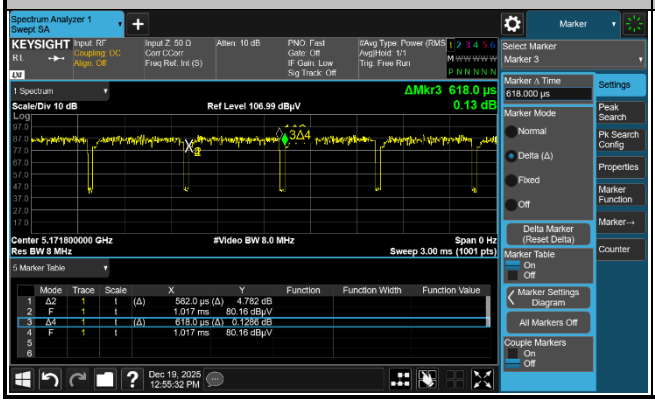

5GHz 802.11ax HE20 106 RU

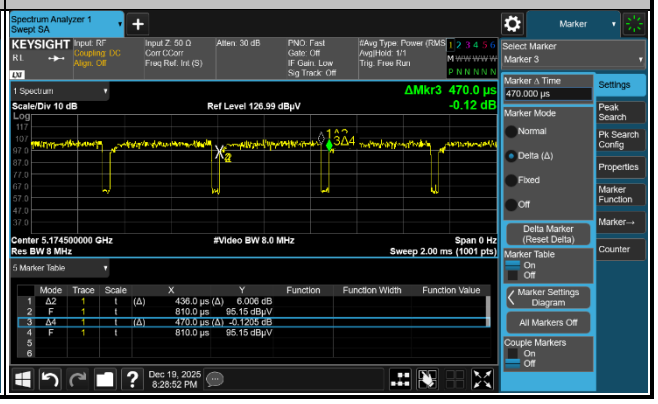

5GHz 802.11ax HE40 Full RU

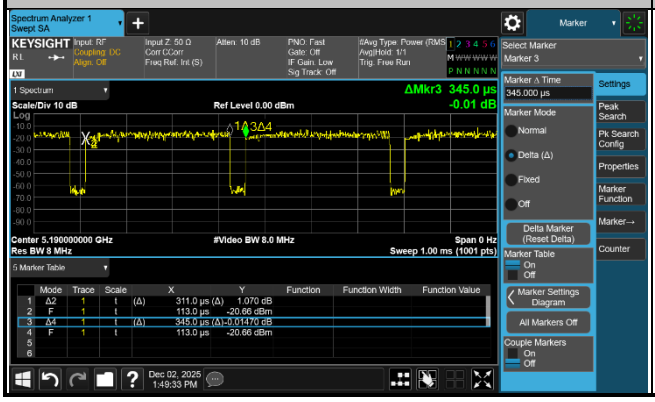

5GHz 802.11ax HE80 Full RU

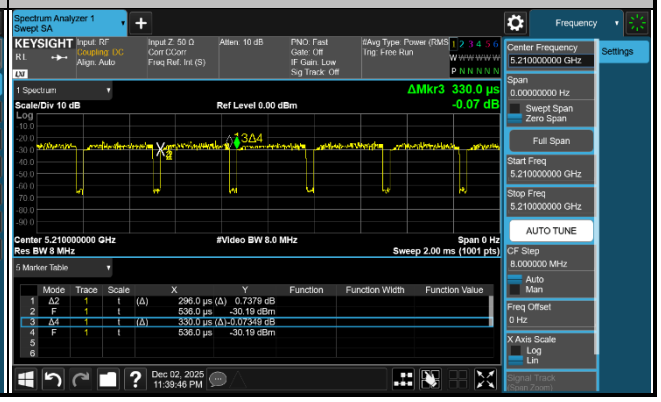
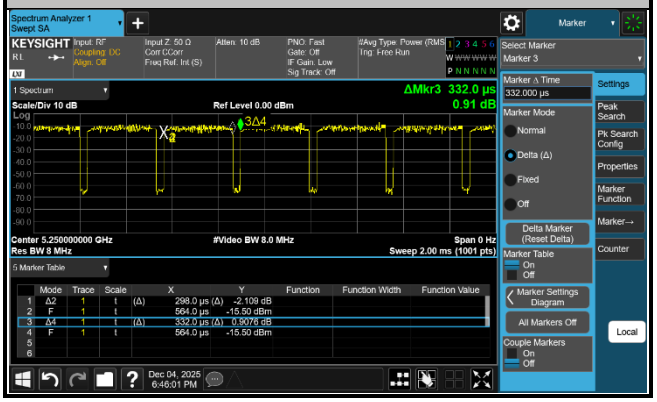
5GHz 802.11ax HE160 Full RU