Mode	67	
	Band Edge - L	
	U-NII-4_5.85~5.895_802.11ax HE40_CH167_5835MHz	
ANT	1 + 2	
Pol.	Vertical	Fundamental
Peak	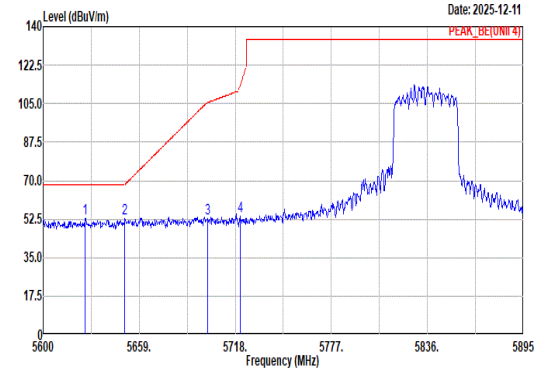 Site : 03CH23-HY Condition: PEAK_BE(UNII 4) 3m DRH18-E_LE2C05A18EN_250702 VERTICAL : RBW:1000.000kHz VBW:3000.000kHz SWT:Auto Freq Level Limit Line Margin Read Level Ant Factor Cable Loss Preamp Factor Aux Factor APos TPos Remark MHz dBuV/m dBuV/m dB dBuV dB/m dB dB dB cm deg 1 5625.96 52.80 68.20 -15.40 38.44 33.36 11.25 33.81 3.56 286 208 Peak 2 5650.15 52.72 68.31 -15.59 38.24 33.50 11.26 33.85 3.57 286 208 Peak 3 5700.89 52.60 105.45 -52.85 37.84 33.80 11.29 33.91 3.58 286 208 Peak 4 5720.95 53.72 112.97 -59.25 38.89 33.88 11.30 33.94 3.59 286 208 Peak	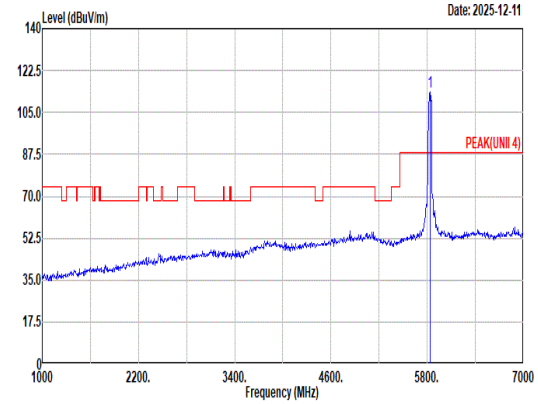 Site : 03CH23-HY Condition: PEAK(UNII 4) 3m DRH18-E_LE2C05A18EN_250702 VERTICAL : RBW:1000.000kHz VBW:3000.000kHz SWT:Auto Freq Level Limit Line Margin Read Level Ant Factor Cable Loss Preamp Factor Aux Factor APos TPos Remark MHz dBuV/m dBuV/m dB dBuV dB/m dB dB dB cm deg 1 5835.00 113.69 ------ ------ 98.66 34.10 11.42 34.09 3.60 286 208 Peak
Avg	Blank	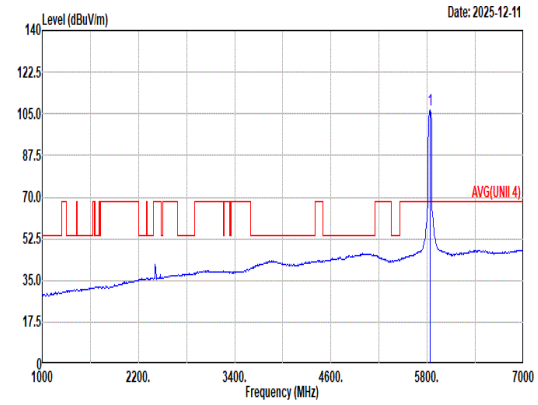 Site : 03CH23-HY Condition: AVG(UNII 4) 3m DRH18-E_LE2C05A18EN_250702 VERTICAL : RBW:1000.000kHz VBW:3.300kHz SWT:Auto Freq Level Limit Line Margin Read Level Ant Factor Cable Loss Preamp Factor Aux Factor APos TPos Remark MHz dBuV/m dBuV/m dB dBuV dB/m dB dB dB cm deg 1 5835.00 106.54 ------ ------ 91.51 34.10 11.42 34.09 3.60 286 208 Average

Mode	67	
	Band Edge - R	
	U-NII-4_5.85~5.895_802.11ax HE40_CH167_5835MHz	
ANT	1 + 2	
Pol.	Vertical	Fundamental
Peak	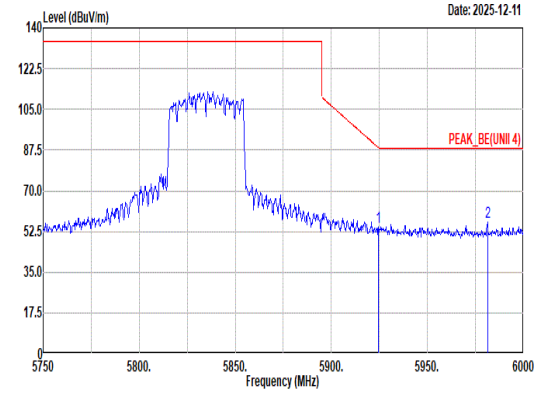 Site : 03CH23-HY Condition: PEAK_BE(UNII 4) 3m DRH18-E_LE2C05A18EN_250702 VERTICAL : RBW:1000.000kHz VBW:3000.000kHz SWT:Auto Freq Level Limit Line Margin Read Level Ant Factor Cable Loss Preamp Factor Aux Factor APos TPos Remark MHz dBuV/m dBuV/m dB dBuV dB/m dB dB dB cm deg 1 5924.50 54.33 88.57 -34.24 39.37 34.00 11.59 34.20 3.57 286 208 Peak 2 5981.25 56.61 88.20 -31.59 41.65 34.00 11.69 34.28 3.55 286 208 Peak	Blank
Avg	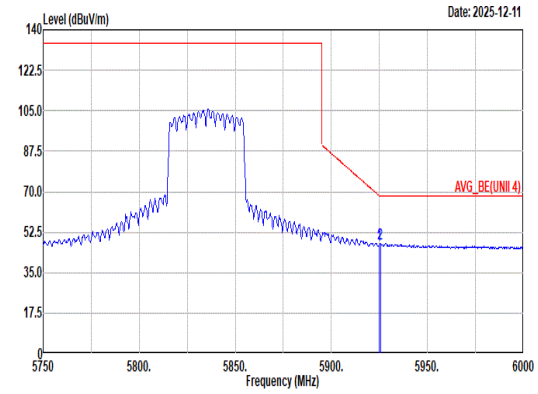 Site : 03CH23-HY Condition: AVG_BE(UNII 4) 3m DRH18-E_LE2C05A18EN_250702 VERTICAL : RBW:1000.000kHz VBW:3.300kHz SWT:Auto Freq Level Limit Line Margin Read Level Ant Factor Cable Loss Preamp Factor Aux Factor APos TPos Remark MHz dBuV/m dBuV/m dB dBuV dB/m dB dB dB cm deg 1 5925.00 47.04 68.20 -21.16 32.08 34.00 11.59 34.20 3.57 286 208 Average 2 5925.50 47.47 68.20 -20.73 32.51 34.00 11.59 34.20 3.57 286 208 Average	Blank

Mode	67	
	Harmonic	
	U-NII-4_5.85~5.895_802.11ax HE40_CH167_5835MHz	
ANT	1 + 2	
Pol.	Horizontal	Vertical
Peak Avg	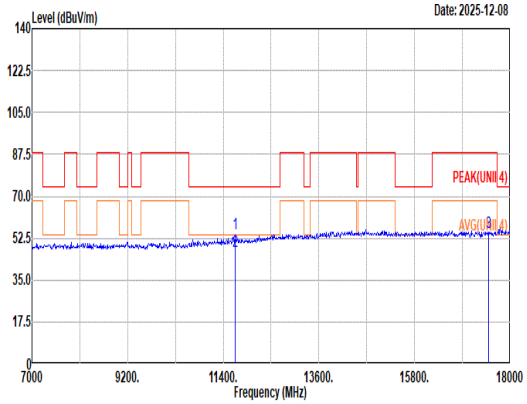 Site : 03CH23-HY Condition: PEAK(UNII 4) 3m DRH18-E_LE2C05A18EN_250702 HORIZONTAL	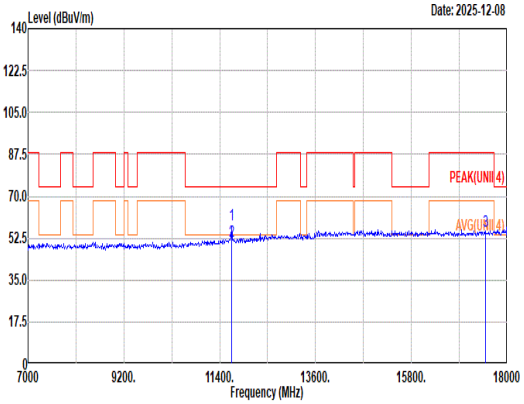 Site : 03CH23-HY Condition: PEAK(UNII 4) 3m DRH18-E_LE2C05A18EN_250702 VERTICAL

Horizontal:

	Freq	Level	Limit Line	Margin	Read Level	Ant Factor	Cable Loss	Preamp Factor	Aux Factor	APos	TPos	Remark
	MHz	dBuV/m	dBuV/m	dB	dBuV	dB/m	dB	dB	dB	cm	deg	
1	11670.00	54.22	74.00	-19.78	37.28	38.60	16.17	40.13	2.30	377	152	Peak
2	11670.00	46.84	54.00	-7.16	29.90	38.60	16.17	40.13	2.30	377	152	Average
3	17505.00	55.06	88.20	-33.14	38.60	40.19	19.82	46.72	3.17	--	--	Peak

Vertical:

	Freq	Level	Limit Line	Margin	Read Level	Ant Factor	Cable Loss	Preamp Factor	Aux Factor	APos	TPos	Remark
	MHz	dBuV/m	dBuV/m	dB	dBuV	dB/m	dB	dB	dB	cm	deg	
1	11670.00	58.37	74.00	-15.63	41.43	38.60	16.17	40.13	2.30	243	187	Peak
2	11670.00	51.37	54.00	-2.63	34.43	38.60	16.17	40.13	2.30	243	187	Average
3	17505.00	55.60	88.20	-32.60	39.14	40.19	19.82	46.72	3.17	--	--	Peak

Mode	67	
	Harmonic	
	U-NII-4_5.85~5.895_802.11ax HE40_CH167_5835MHz	
ANT	1 + 2	
Pol.	Horizontal	Vertical
10.6G ~18G Avg	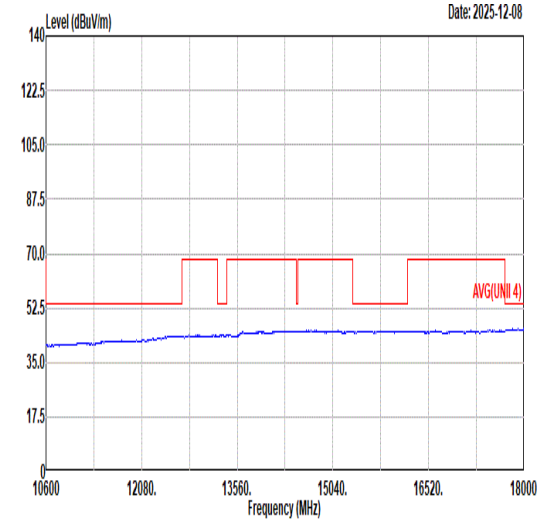 Site : 03CH23-HY Condition: AVG(UNII 4) 3m DRH18-E_LE2C05A18EN_250702 HORIZONTAL	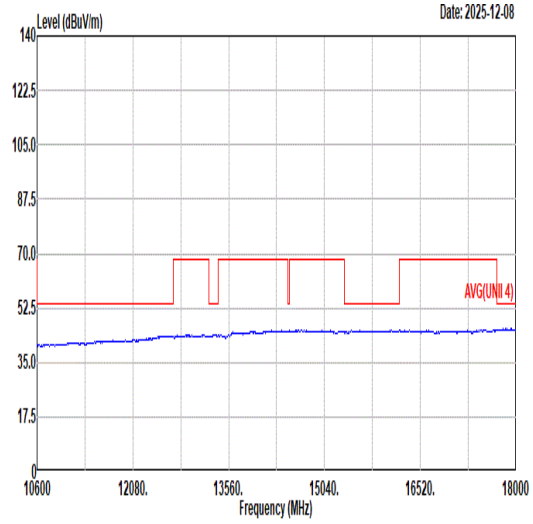 Site : 03CH23-HY Condition: AVG(UNII 4) 3m DRH18-E_LE2C05A18EN_250702 VERTICAL

Mode	68	
	Band Edge - L	
	U-NII-4_5.85~5.895_802.11ax HE40_CH175_5875MHz	
ANT	1 + 2	
Pol.	Horizontal	Fundamental
Peak	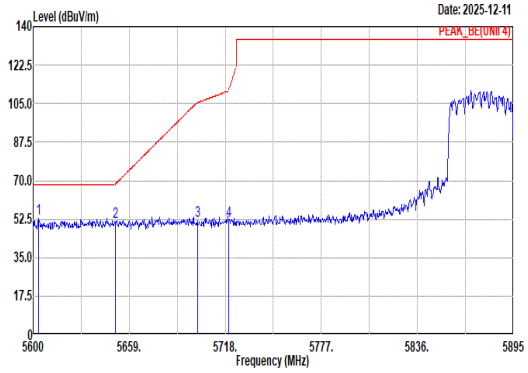 Site : 03CH23-HY Condition: PEAK_BE(UNII 4) 3m DRH18-E_LE2C05A18EN_250702 HORIZONTAL : RBW:1000.000kHz VBW:3000.000kHz SWT:Auto Freq Level Limit Line Margin Read Level Ant Factor Cable Loss Preamp Factor Aux Factor APos TPos Remark MHz dBuV/m dBuV/m dB dBuV dB/m dB dB dB cm deg 1 5603.25 52.86 68.20 -15.34 38.64 33.22 11.23 33.78 3.55 398 108 Peak 2 5650.45 51.39 68.53 -17.14 36.91 33.50 11.26 33.85 3.57 398 108 Peak 3 5700.89 51.72 105.45 -53.73 36.96 33.80 11.29 33.91 3.58 398 108 Peak 4 5720.07 52.03 110.95 -58.92 37.20 33.88 11.30 33.94 3.59 398 108 Peak	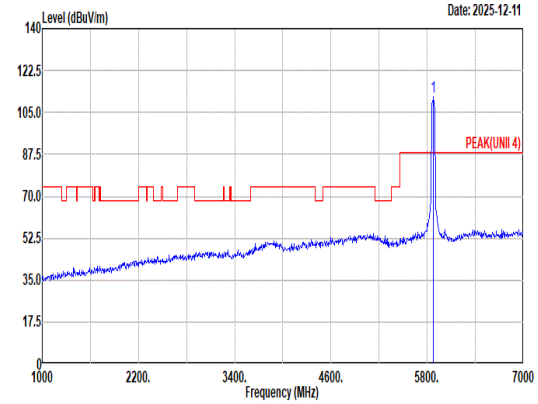 Site : 03CH23-HY Condition: PEAK(UNII 4) 3m DRH18-E_LE2C05A18EN_250702 HORIZONTAL : RBW:1000.000kHz VBW:3000.000kHz SWT:Auto Freq Level Limit Line Margin Read Level Ant Factor Cable Loss Preamp Factor Aux Factor APos TPos Remark MHz dBuV/m dBuV/m dB dBuV dB/m dB dB dB cm deg 1 5875.00 111.41 ------ ------ 96.43 34.04 11.50 34.14 3.58 398 108 Peak
Avg	Blank	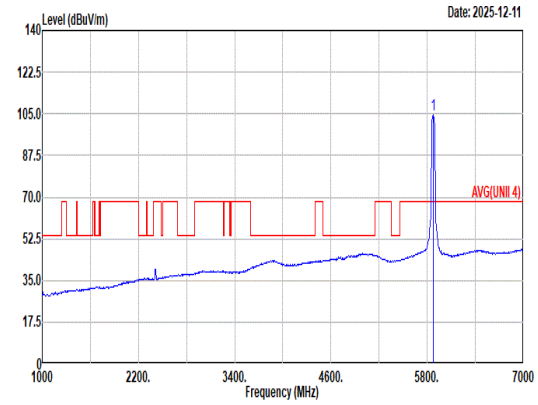 Site : 03CH23-HY Condition: AVG(UNII 4) 3m DRH18-E_LE2C05A18EN_250702 HORIZONTAL : RBW:1000.000kHz VBW:3.300kHz SWT:Auto Freq Level Limit Line Margin Read Level Ant Factor Cable Loss Preamp Factor Aux Factor APos TPos Remark MHz dBuV/m dBuV/m dB dBuV dB/m dB dB dB cm deg 1 5875.00 104.60 ------ ------ 89.60 34.06 11.49 34.13 3.58 398 108 Average

Mode	68	
	Band Edge - R	
	U-NII-4_5.85~5.895_802.11ax HE40_CH175_5875MHz	
ANT	1 + 2	
Pol.	Horizontal	Fundamental
Peak	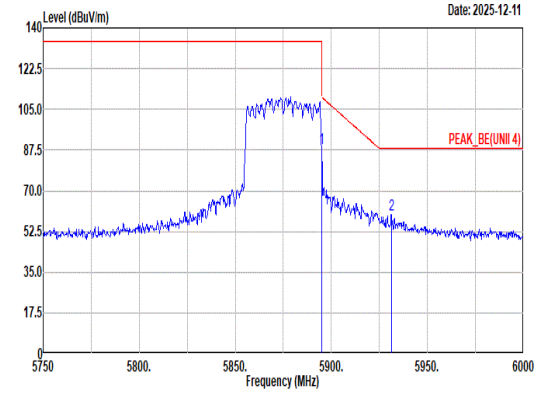 Site : 03CH23-HY Condition: PEAK_BE(UNII 4) 3m DRH18-E_LE2C05A18EN_250702 HORIZONTAL : RBW:1000.000kHz VBW:3000.000kHz SWT:Auto Limit Read Ant Cable Preamp Aux APos TPos Freq Level Line Margin Level Factor Loss Factor Factor Remark MHz dBuV/m dBuV/m dB dBuV dB/m dB dB dB cm deg 1 5895.00 87.98 110.20 -22.22 73.02 34.01 11.53 34.16 3.58 398 108 Peak 2 5931.25 59.79 88.20 -28.41 44.84 34.00 11.60 34.21 3.56 398 108 Peak	Blank
Avg	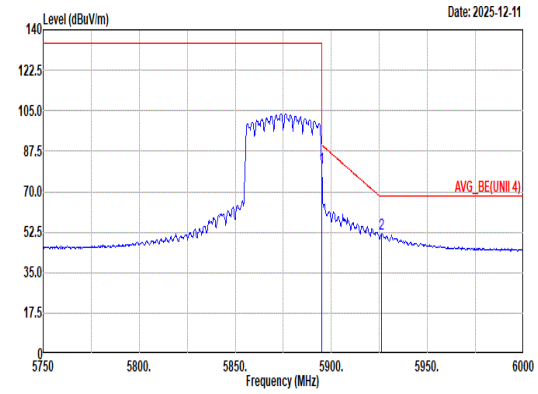 Site : 03CH23-HY Condition: AVG_BE(UNII 4) 3m DRH18-E_LE2C05A18EN_250702 HORIZONTAL : RBW:1000.000kHz VBW:3.300kHz SWT:Auto Limit Read Ant Cable Preamp Aux APos TPos Freq Level Line Margin Level Factor Loss Factor Factor Remark MHz dBuV/m dBuV/m dB dBuV dB/m dB dB dB cm deg 1 5895.00 80.28 90.20 -9.92 65.32 34.01 11.53 34.16 3.58 398 108 Average 2 5926.25 51.94 68.20 -16.26 36.98 34.00 11.59 34.20 3.57 398 108 Average	Blank

Mode	68	
	Band Edge - L	
	U-NII-4_5.85~5.895_802.11ax HE40_CH175_5875MHz	
ANT	1 + 2	
Pol.	Vertical	Fundamental
Peak	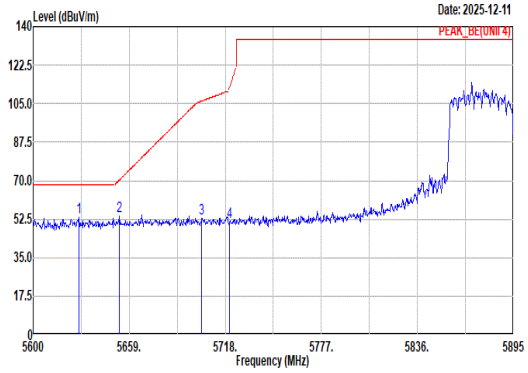 Site : 03CH23-HY Condition: PEAK_BE(UNII 4) 3m DRH18-E_LE2C05A18EN_250702 VERTICAL : RBW:1000.000kHz VBW:3000.000kHz SWT:Auto Freq Level Limit Line Margin Read Level Ant Factor Cable Loss Preamp Factor Aux Factor APos TPos Remark MHz dBuV/m dBuV/m dB dBuV dB/m dB dB dB cm deg 1 5628.03 53.39 68.20 -14.81 39.03 33.37 11.25 33.82 3.56 284 212 Peak 2 5652.81 53.75 70.28 -16.53 39.25 33.52 11.26 33.85 3.57 284 212 Peak 3 5703.55 53.07 106.19 -53.12 38.30 33.81 11.29 33.91 3.58 284 212 Peak 4 5720.36 51.13 111.62 -60.49 36.30 33.88 11.30 33.94 3.59 284 212 Peak	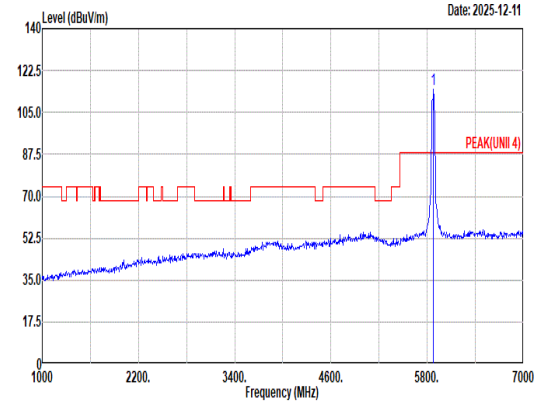 Site : 03CH23-HY Condition: PEAK(UNII 4) 3m DRH18-E_LE2C05A18EN_250702 VERTICAL : RBW:1000.000kHz VBW:3000.000kHz SWT:Auto Freq Level Limit Line Margin Read Level Ant Factor Cable Loss Preamp Factor Aux Factor APos TPos Remark MHz dBuV/m dBuV/m dB dBuV dB/m dB dB dB cm deg 1 5875.00 114.60 ------ ------ 99.62 34.04 11.50 34.14 3.58 284 212 Peak
Avg	Blank	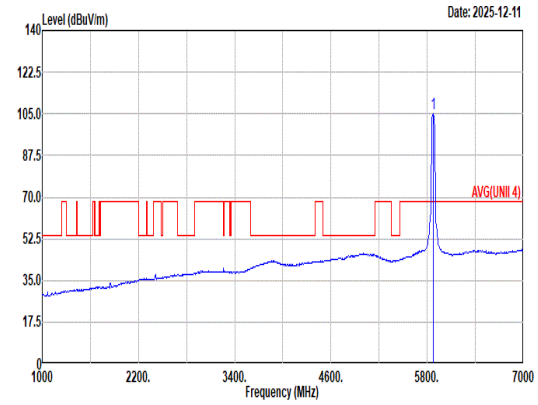 Site : 03CH23-HY Condition: AVG(UNII 4) 3m DRH18-E_LE2C05A18EN_250702 VERTICAL : RBW:1000.000kHz VBW:3.300kHz SWT:Auto Freq Level Limit Line Margin Read Level Ant Factor Cable Loss Preamp Factor Aux Factor APos TPos Remark MHz dBuV/m dBuV/m dB dBuV dB/m dB dB dB cm deg 1 5875.00 105.37 ------ ------ 90.39 34.04 11.50 34.14 3.58 284 212 Average

Mode	68	
	Band Edge - R	
	U-NII-4_5.85~5.895_802.11ax HE40_CH175_5875MHz	
ANT	1 + 2	
Pol.	Vertical	Fundamental
Peak	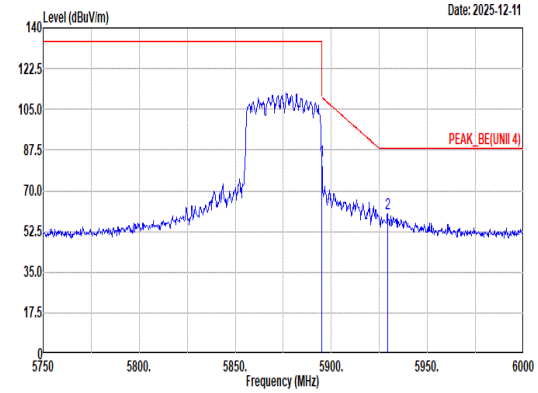 Site : 03CH23-HY Condition: PEAK_BE(UNII 4) 3m DRH18-E_LE2C05A18EN_250702 VERTICAL : RBW:1000.000kHz VBW:3000.000kHz SWT:Auto Freq Level Limit Line Margin Read Level Ant Factor Cable Loss Preamp Factor Aux Factor APos TPos Remark MHz dBuV/m dBuV/m dB dBuV dB/m dB dB dB cm deg 1 5895.00 82.98 110.20 -27.22 68.02 34.01 11.53 34.16 3.58 284 212 Peak 2 5929.25 60.00 88.20 -28.20 45.05 34.00 11.60 34.21 3.56 284 212 Peak	Blank
Avg	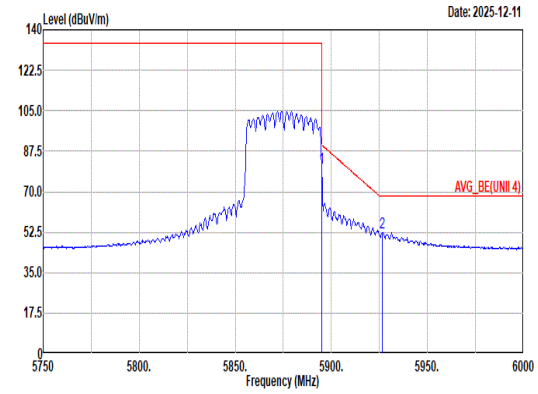 Site : 03CH23-HY Condition: AVG_BE(UNII 4) 3m DRH18-E_LE2C05A18EN_250702 VERTICAL : RBW:1000.000kHz VBW:3.300kHz SWT:Auto Freq Level Limit Line Margin Read Level Ant Factor Cable Loss Preamp Factor Aux Factor APos TPos Remark MHz dBuV/m dBuV/m dB dBuV dB/m dB dB dB cm deg 1 5895.00 80.25 90.20 -9.95 65.29 34.01 11.53 34.16 3.58 284 212 Average 2 5926.50 52.51 68.20 -15.69 37.55 34.00 11.59 34.20 3.57 284 212 Average	Blank

Mode	68	
	Harmonic	
	U-NII-4_5.85~5.895_802.11ax HE40_CH175_5875MHz	
ANT	1 + 2	
Pol.	Horizontal	Vertical
Peak Avg	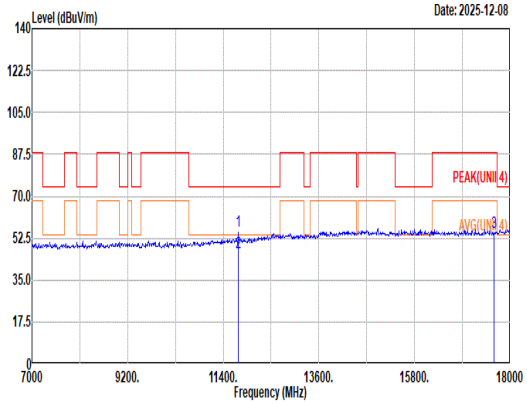 Site : 03CH23-HY Condition: PEAK(UNII 4) 3m DRH18-E_LE2C05A18EN_250702 HORIZONTAL Freq Level Limit Line Margin Read Level Ant Factor Cable Loss Preamp Factor Aux Factor APos TPos Remark MHz dBuV/m dBuV/m dB dBuV dB/m dB dB dB cm deg 1 11750.00 55.45 74.00 -18.55 38.51 38.60 16.23 40.20 2.31 387 152 Peak 2 11750.00 46.52 54.00 -7.48 29.58 38.60 16.23 40.20 2.31 387 152 Average 3 17625.00 54.97 88.20 -33.23 38.37 40.20 19.90 46.73 3.23 -- -- Peak	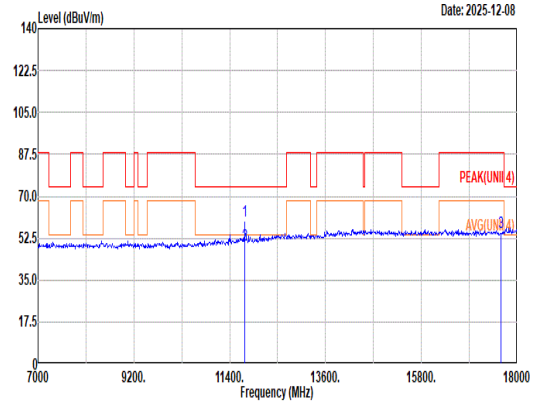 Site : 03CH23-HY Condition: PEAK(UNII 4) 3m DRH18-E_LE2C05A18EN_250702 VERTICAL Freq Level Limit Line Margin Read Level Ant Factor Cable Loss Preamp Factor Aux Factor APos TPos Remark MHz dBuV/m dBuV/m dB dBuV dB/m dB dB dB cm deg 1 11750.00 59.45 74.00 -14.55 42.51 38.60 16.23 40.20 2.31 244 186 Peak 2 11750.00 49.86 54.00 -4.14 32.92 38.60 16.23 40.20 2.31 244 186 Average 3 17625.00 55.20 88.20 -33.00 38.60 40.20 19.90 46.73 3.23 -- -- Peak

Mode	68	
	Harmonic	
	U-NII-4_5.85~5.895_802.11ax HE40_CH175_5875MHz	
ANT	1 + 2	
Pol.	Horizontal	Vertical
10.6G ~18G Avg	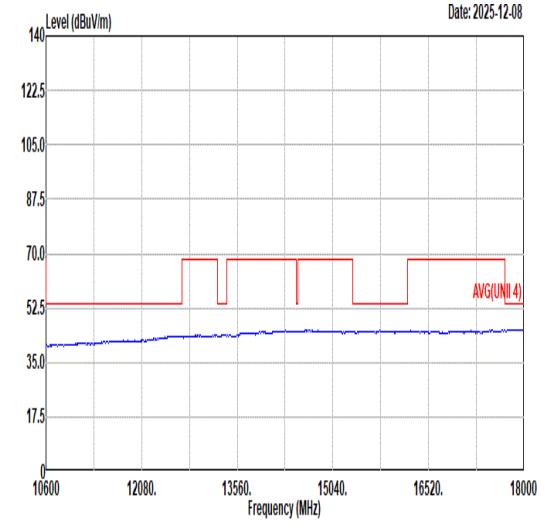 Site : 03CH23-HY Condition: AVG(UNII 4) 3m DRH18-E_LE2C05A18EN_250702 HORIZONTAL	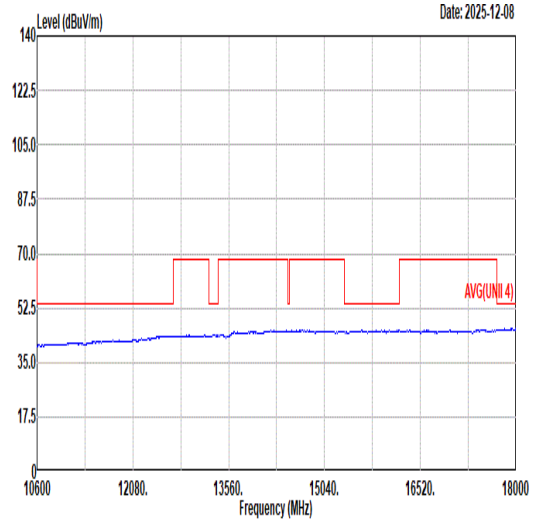 Site : 03CH23-HY Condition: AVG(UNII 4) 3m DRH18-E_LE2C05A18EN_250702 VERTICAL

Mode	69	
	Band Edge - L	
	U-NII-4_5.85~5.895_802.11ax HE80_CH171_5855MHz	
ANT	1 + 2	
Pol.	Horizontal	Fundamental
Peak	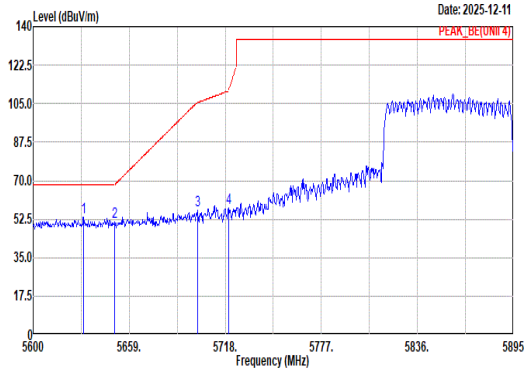 Site : 03CH23-HY Condition: PEAK_BE(UNII 4) 3m DRH18-E_LE2C05A18EN_250702 HORIZONTAL : RBW:1000.000kHz VBW:3000.000kHz SWT:Auto Freq Level Limit Line Margin Read Level Ant Factor Cable Loss Preamp Factor Aux Factor APos TPos Remark MHz dBuV/m dBuV/m dB dBuV dB/m dB dB dB cm deg 1 5630.98 53.52 68.20 -14.68 39.14 33.39 11.25 33.82 3.56 395 108 Peak 2 5650.15 51.32 68.31 -16.99 36.84 33.50 11.26 33.85 3.57 395 108 Peak 3 5700.89 56.31 105.45 -49.14 41.55 33.80 11.29 33.91 3.58 395 108 Peak 4 5720.07 57.47 110.95 -53.48 42.64 33.88 11.30 33.94 3.59 395 108 Peak	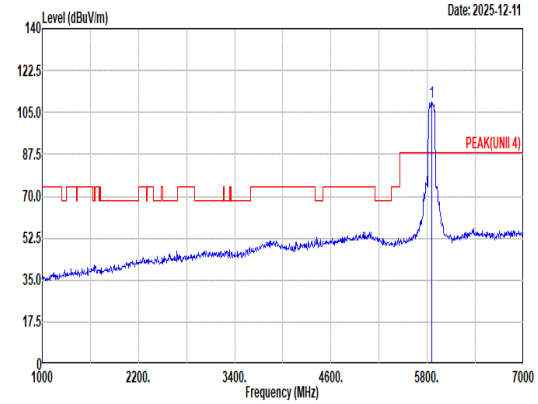 Site : 03CH23-HY Condition: PEAK(UNII 4) 3m DRH18-E_LE2C05A18EN_250702 HORIZONTAL : RBW:1000.000kHz VBW:3000.000kHz SWT:Auto Freq Level Limit Line Margin Read Level Ant Factor Cable Loss Preamp Factor Aux Factor APos TPos Remark MHz dBuV/m dBuV/m dB dBuV dB/m dB dB dB cm deg 1 5855.00 109.39 ------ ------ 94.38 34.08 11.46 34.12 3.59 395 108 Peak
Avg	Blank	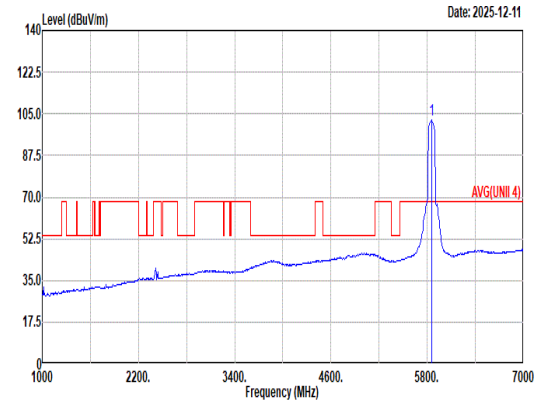 Site : 03CH23-HY Condition: AVG(UNII 4) 3m DRH18-E_LE2C05A18EN_250702 HORIZONTAL : RBW:1000.000kHz VBW:3.600kHz SWT:Auto Freq Level Limit Line Margin Read Level Ant Factor Cable Loss Preamp Factor Aux Factor APos TPos Remark MHz dBuV/m dBuV/m dB dBuV dB/m dB dB dB cm deg 1 5855.00 102.34 ------ ------ 87.32 34.09 11.45 34.11 3.59 395 108 Average

Mode	69	
	Band Edge - R	
	U-NII-4_5.85~5.895_802.11ax HE80_CH171_5855MHz	
ANT	1 + 2	
Pol.	Horizontal	Fundamental
Peak	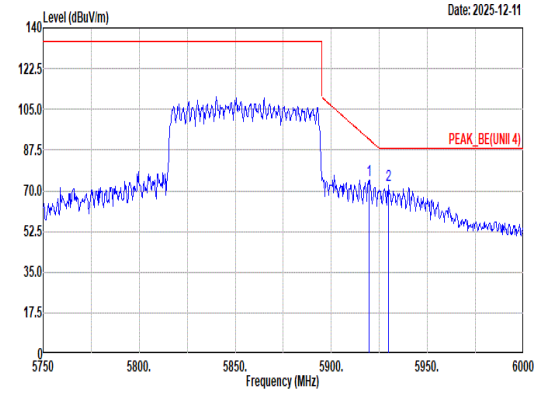 Site : 03CH23-HY Condition: PEAK_BE(UNII 4) 3m DRH18-E_LE2C05A18EN_250702 HORIZONTAL : RBW:1000.000kHz VBW:3000.000kHz SWT:Auto Freq Level Limit Line Margin Read Level Ant Factor Cable Loss Preamp Factor Aux Factor APos TPos Remark MHz dBuV/m dBuV/m dB dBuV dB/m dB dB dB cm deg 1 5919.75 74.72 92.04 -17.32 59.77 34.00 11.58 34.20 3.57 395 108 Peak 2 5929.75 72.26 88.20 -15.94 57.31 34.00 11.60 34.21 3.56 395 108 Peak	Blank
Avg	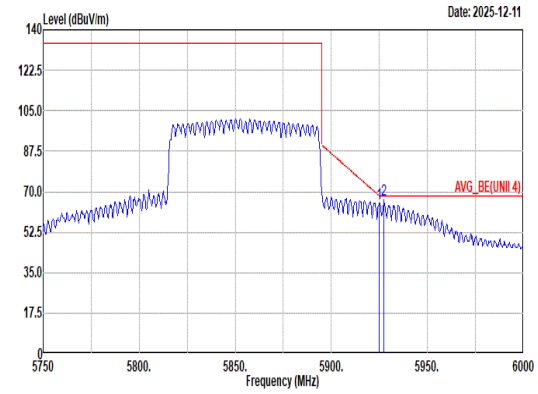 Site : 03CH23-HY Condition: AVG_BE(UNII 4) 3m DRH18-E_LE2C05A18EN_250702 HORIZONTAL : RBW:1000.000kHz VBW:3.600kHz SWT:Auto Freq Level Limit Line Margin Read Level Ant Factor Cable Loss Preamp Factor Aux Factor APos TPos Remark MHz dBuV/m dBuV/m dB dBuV dB/m dB dB dB cm deg 1 5925.00 65.08 68.20 -3.12 50.12 34.00 11.59 34.20 3.57 395 108 Average 2 5927.50 66.49 68.20 -1.71 51.54 34.00 11.59 34.21 3.57 395 108 Average	Blank

Mode	69	
	Band Edge - L	
	U-NII-4_5.85~5.895_802.11ax HE80_CH171_5855MHz	
ANT	1 + 2	
Pol.	Vertical	Fundamental
Peak	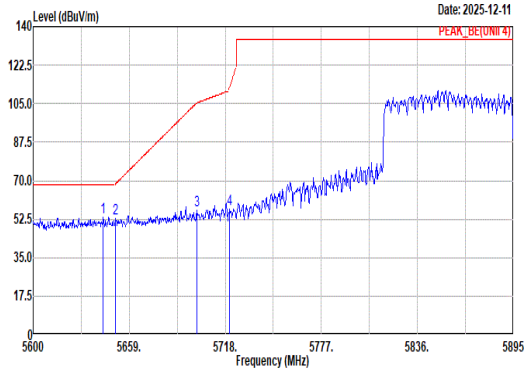 Site : 03CH23-HY Condition: PEAK_BE(UNII 4) 3m DRH18-E_LE2C05A18EN_250702 VERTICAL : RBW:1000.000kHz VBW:3000.000kHz SWT:Auto Freq Level Limit Line Margin Read Level Ant Factor Cable Loss Preamp Factor Aux Factor APos TPos Remark MHz dBuV/m dBuV/m dB dBuV dB/m dB dB dB cm deg 1 5643.07 53.43 68.20 -14.77 38.99 33.46 11.26 33.84 3.56 287 208 Peak 2 5650.74 52.96 68.75 -15.79 38.48 33.50 11.26 33.85 3.57 287 208 Peak 3 5700.60 56.55 105.37 -48.82 41.79 33.80 11.29 33.91 3.58 287 208 Peak 4 5720.66 56.92 112.29 -55.37 42.09 33.88 11.30 33.94 3.59 287 208 Peak	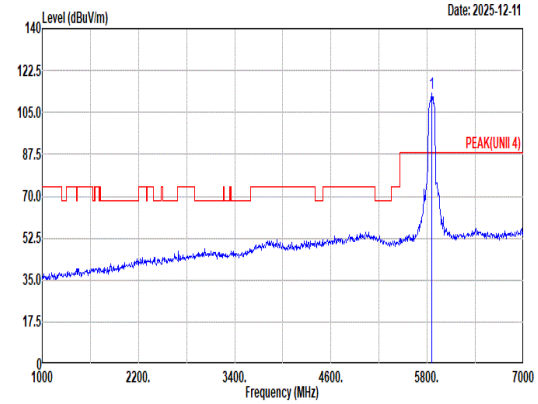 Site : 03CH23-HY Condition: PEAK(UNII 4) 3m DRH18-E_LE2C05A18EN_250702 VERTICAL : RBW:1000.000kHz VBW:3000.000kHz SWT:Auto Freq Level Limit Line Margin Read Level Ant Factor Cable Loss Preamp Factor Aux Factor APos TPos Remark MHz dBuV/m dBuV/m dB dBuV dB/m dB dB dB cm deg 1 5855.00 113.04 ------ ------ 98.03 34.08 11.46 34.12 3.59 287 208 Peak
Avg	Blank	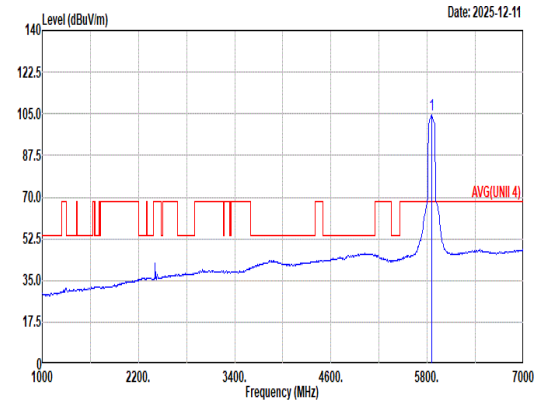 Site : 03CH23-HY Condition: AVG(UNII 4) 3m DRH18-E_LE2C05A18EN_250702 VERTICAL : RBW:1000.000kHz VBW:3.600kHz SWT:Auto Freq Level Limit Line Margin Read Level Ant Factor Cable Loss Preamp Factor Aux Factor APos TPos Remark MHz dBuV/m dBuV/m dB dBuV dB/m dB dB dB cm deg 1 5855.00 104.56 ------ ------ 89.54 34.09 11.45 34.11 3.59 287 208 Average

Mode	69	
	Band Edge - R	
	U-NII-4_5.85~5.895_802.11ax HE80_CH171_5855MHz	
ANT	1 + 2	
Pol.	Vertical	Fundamental
Peak	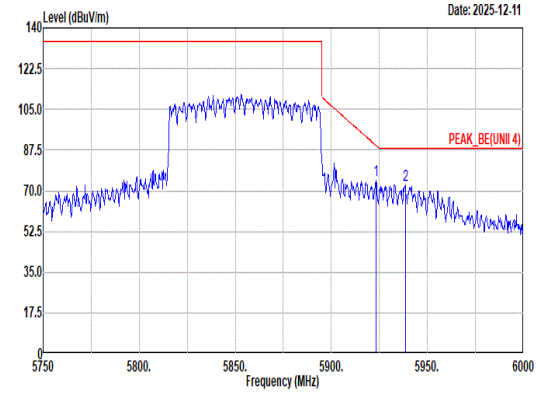 Site : 03CH23-HY Condition: PEAK_BE(UNII 4) 3m DRH18-E_LE2C05A18EN_250702 VERTICAL : RBW:1000.000kHz VBW:3000.000kHz SWT:Auto Freq Level Limit Line Margin Read Level Ant Factor Cable Loss Preamp Factor Aux Factor APos TPos Remark MHz dBuV/m dBuV/m dB dBuV dB/m dB dB dB cm deg 1 5923.25 74.63 89.48 -14.85 59.68 34.00 11.58 34.20 3.57 287 208 Peak 2 5938.50 72.31 88.20 -15.89 57.36 34.00 11.61 34.22 3.56 287 208 Peak	Blank
Avg	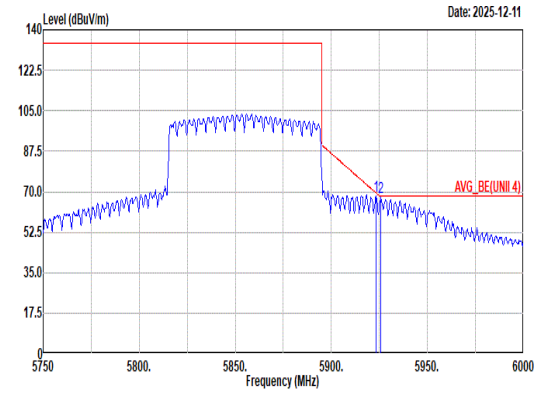 Site : 03CH23-HY Condition: AVG_BE(UNII 4) 3m DRH18-E_LE2C05A18EN_250702 VERTICAL : RBW:1000.000kHz VBW:3.600kHz SWT:Auto Freq Level Limit Line Margin Read Level Ant Factor Cable Loss Preamp Factor Aux Factor APos TPos Remark MHz dBuV/m dBuV/m dB dBuV dB/m dB dB dB cm deg 1 5923.25 67.97 69.48 -1.51 53.02 34.00 11.58 34.20 3.57 287 208 Average 2 5925.75 67.64 68.20 -0.56 52.68 34.00 11.59 34.20 3.57 287 208 Average	Blank

Mode	69	
	Harmonic	
	U-NII-4_5.85~5.895_802.11ax HE80_CH171_5855MHz	
ANT	1 + 2	
Pol.	Horizontal	Vertical
Peak Avg	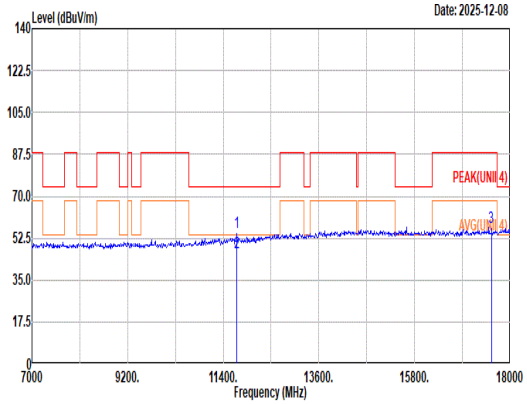 Site : 03CH23-HY Condition: PEAK(UNII 4) 3m DRH18-E_LE2C05A18EN_250702 HORIZONTAL Freq Level Limit Line Margin Read Level Ant Factor Cable Loss Preamp Factor Aux Factor APos TPos Remark MHz dBuV/m dBuV/m dB dBuV dB/m dB dB dB cm deg 1 11710.00 54.70 74.00 -19.30 37.76 38.60 16.20 40.16 2.30 377 152 Peak 2 11710.00 46.45 54.00 -7.55 29.51 38.60 16.20 40.16 2.30 377 152 Average 3 17565.00 56.95 88.20 -31.25 40.49 40.13 19.86 46.73 3.20 -- -- Peak	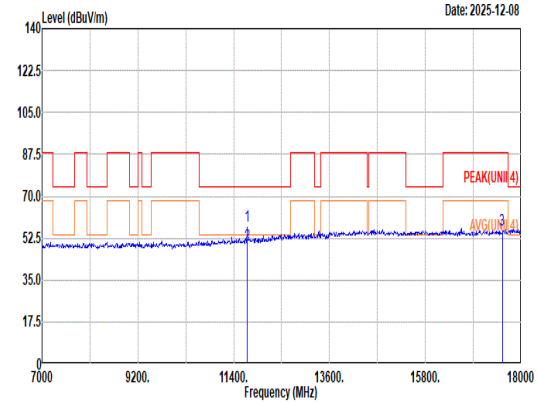 Site : 03CH23-HY Condition: PEAK(UNII 4) 3m DRH18-E_LE2C05A18EN_250702 VERTICAL Freq Level Limit Line Margin Read Level Ant Factor Cable Loss Preamp Factor Aux Factor APos TPos Remark MHz dBuV/m dBuV/m dB dBuV dB/m dB dB dB cm deg 1 11710.00 57.76 74.00 -16.24 40.82 38.60 16.20 40.16 2.30 245 187 Peak 2 11710.00 49.81 54.00 -4.19 32.87 38.60 16.20 40.16 2.30 245 187 Average 3 17565.00 55.77 88.20 -32.43 39.31 40.13 19.86 46.73 3.20 -- -- Peak

Mode	69	
	Harmonic	
	U-NII-4_5.85~5.895_802.11ax HE80_CH171_5855MHz	
ANT	1 + 2	
Pol.	Horizontal	Vertical
10.6G ~18G Avg	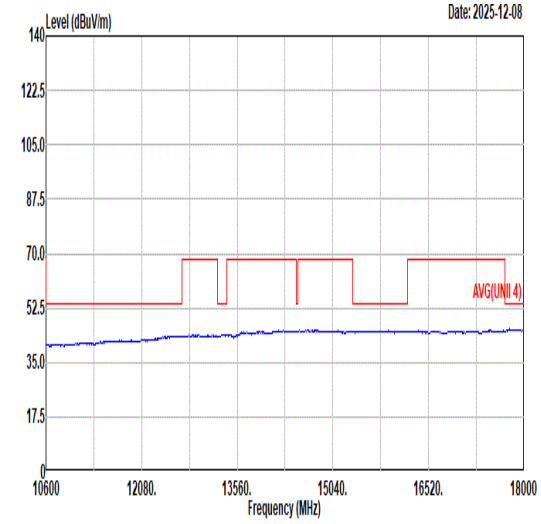 Site : 03CH23-HY Condition: AVG(UNII 4) 3m DRH18-E_LE2C05A18EN_250702 HORIZONTAL	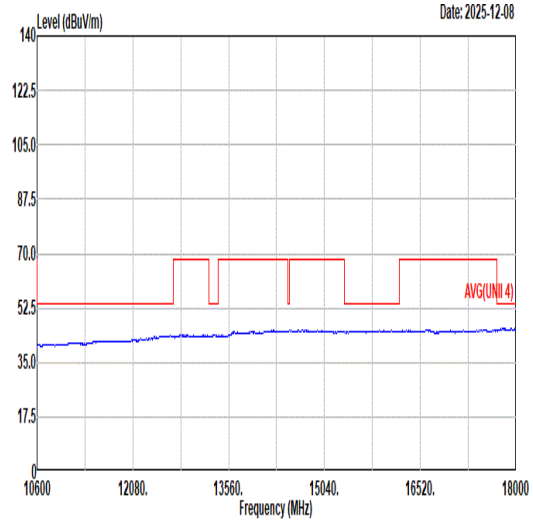 Site : 03CH23-HY Condition: AVG(UNII 4) 3m DRH18-E_LE2C05A18EN_250702 VERTICAL

Mode	70	
	Band Edge - L	
	U-NII-4_5.85~5.895_802.11ax HE160_CH163_5815MHz	
ANT	1 + 2	
Pol.	Horizontal	Fundamental
Peak	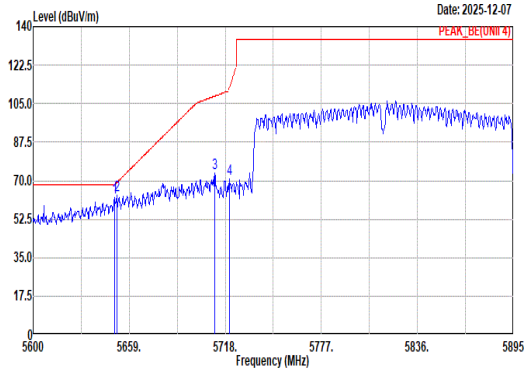 Site : 03CH23-HY Condition: PEAK_BE(UNII 4) 3m DRH18-E_LE2C05A18EN_250702 HORIZONTAL : RBW:1000.000kHz VBW:3000.000kHz SWT:Auto Freq Level Limit Line Margin Read Level Ant Factor Cable Loss Preamp Factor Aux Factor APos TPos Remark MHz dBuV/m dBuV/m dB dBuV dB/m dB dB dB cm deg 1 5649.86 62.15 68.20 -6.05 47.67 33.50 11.26 33.84 3.56 388 111 Peak 2 5651.33 63.26 69.19 -5.93 48.77 33.51 11.26 33.85 3.57 388 111 Peak 3 5711.51 73.37 108.43 -35.06 58.56 33.85 11.30 33.92 3.58 388 111 Peak 4 5720.36 70.93 111.62 -40.69 56.10 33.88 11.30 33.94 3.59 388 111 Peak	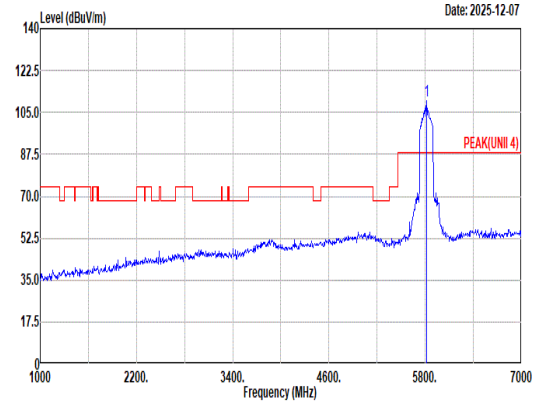 Site : 03CH23-HY Condition: PEAK(UNII 4) 3m DRH18-E_LE2C05A18EN_250702 HORIZONTAL : RBW:1000.000kHz VBW:3000.000kHz SWT:Auto Freq Level Limit Line Margin Read Level Ant Factor Cable Loss Preamp Factor Aux Factor APos TPos Remark MHz dBuV/m dBuV/m dB dBuV dB/m dB dB dB cm deg 1 5815.00 109.92 ------ ------ 94.90 34.10 11.38 34.06 3.60 388 111 Peak
Avg	Blank	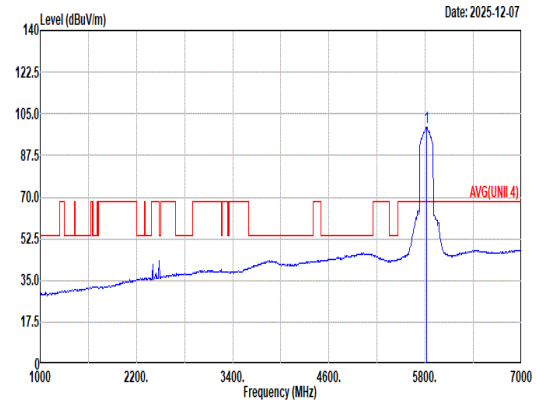 Site : 03CH23-HY Condition: AVG(UNII 4) 3m DRH18-E_LE2C05A18EN_250702 HORIZONTAL : RBW:1000.000kHz VBW:3.600kHz SWT:Auto Freq Level Limit Line Margin Read Level Ant Factor Cable Loss Preamp Factor Aux Factor APos TPos Remark MHz dBuV/m dBuV/m dB dBuV dB/m dB dB dB cm deg 1 5815.00 99.48 ------ ------ 84.46 34.10 11.38 34.06 3.60 388 111 Average

Mode	70	
	Band Edge - R	
	U-NII-4_5.85~5.895_802.11ax HE160_CH163_5815MHz	
ANT	1 + 2	
Pol.	Horizontal	Fundamental
Peak	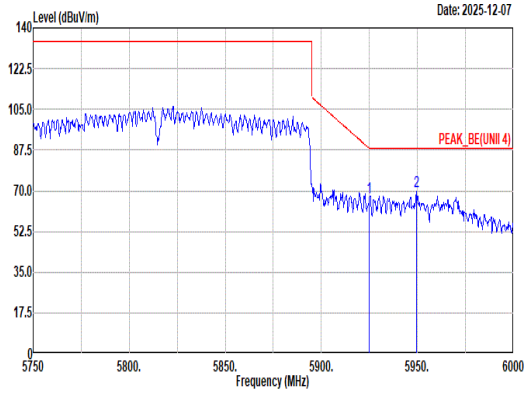 Site : 03CH23-HY Condition: PEAK_BE(UNII 4) 3m DRH18-E_LE2C05A18EN_250702 HORIZONTAL : RBW:1000.000kHz VBW:3000.000kHz SWT:Auto Freq Level Limit Line Margin Read Level Ant Factor Cable Loss Preamp Factor Aux Factor APos TPos Remark MHz dBuV/m dBuV/m dB dBuV dB/m dB dB dB cm deg 1 5925.00 67.31 88.20 -20.89 52.35 34.00 11.59 34.20 3.57 388 111 Peak 2 5949.50 69.70 88.20 -18.50 54.74 34.00 11.63 34.23 3.56 388 111 Peak	Blank
Avg	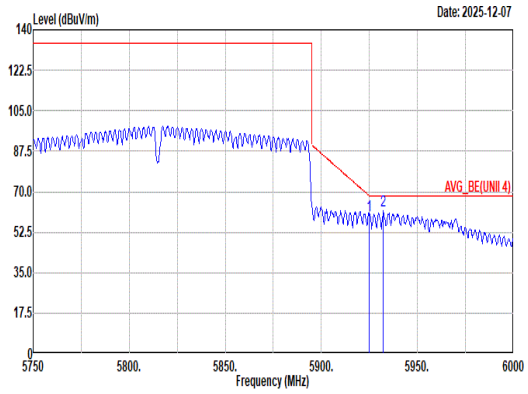 Site : 03CH23-HY Condition: AVG_BE(UNII 4) 3m DRH18-E_LE2C05A18EN_250702 HORIZONTAL : RBW:1000.000kHz VBW:3.600kHz SWT:Auto Freq Level Limit Line Margin Read Level Ant Factor Cable Loss Preamp Factor Aux Factor APos TPos Remark MHz dBuV/m dBuV/m dB dBuV dB/m dB dB dB cm deg 1 5924.75 59.89 68.38 -8.49 44.93 34.00 11.59 34.20 3.57 388 111 Average 2 5932.25 61.66 68.20 -6.54 46.71 34.00 11.60 34.21 3.56 388 111 Average	Blank

Mode	70	
	Band Edge - L	
	U-NII-4_5.85~5.895_802.11ax HE160_CH163_5815MHz	
ANT	1 + 2	
Pol.	Vertical	Fundamental
Peak	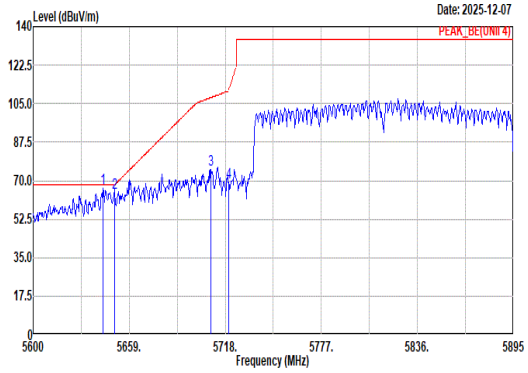 Site : 03CH23-HY Condition: PEAK_BE(UNII 4) 3m DRH18-E_LE2C05A18EN_250702 VERTICAL : RBW:1000.000kHz VBW:3000.000kHz SWT:Auto Freq Level Limit Line Margin Read Level Ant Factor Cable Loss Preamp Factor Aux Factor APos TPos Remark MHz dBuV/m dBuV/m dB dBuV dB/m dB dB dB cm deg 1 5643.07 66.67 68.20 -1.53 52.23 33.46 11.26 33.84 3.56 287 139 Peak 2 5650.15 64.62 68.31 -3.69 50.14 33.50 11.26 33.85 3.57 287 139 Peak 3 5709.15 75.16 107.76 -32.60 60.36 33.84 11.30 33.92 3.58 287 139 Peak 4 5720.07 69.35 110.95 -41.60 54.52 33.88 11.30 33.94 3.59 287 139 Peak	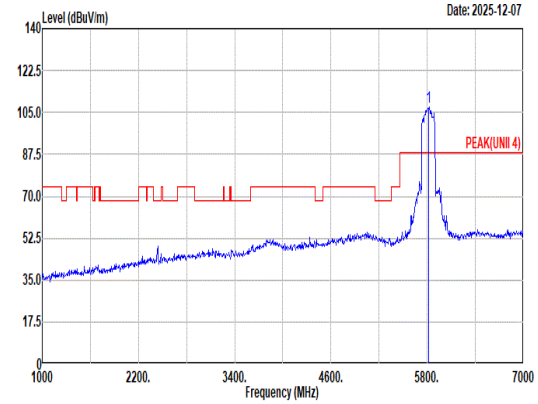 Site : 03CH23-HY Condition: PEAK(UNII 4) 3m DRH18-E_LE2C05A18EN_250702 VERTICAL : RBW:1000.000kHz VBW:3000.000kHz SWT:Auto Freq Level Limit Line Margin Read Level Ant Factor Cable Loss Preamp Factor Aux Factor APos TPos Remark MHz dBuV/m dBuV/m dB dBuV dB/m dB dB dB cm deg 1 5815.00 107.11 ------ ------ 92.08 34.10 11.41 34.08 3.60 287 139 Peak
Avg	Blank	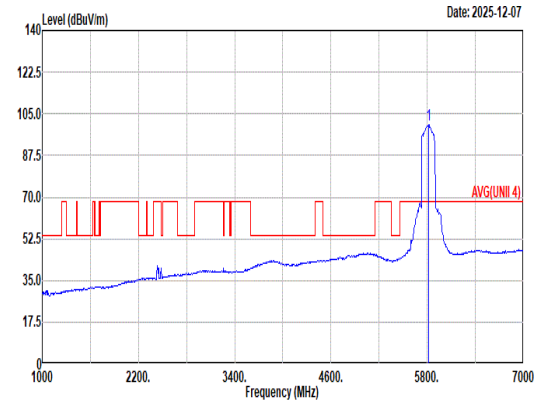 Site : 03CH23-HY Condition: AVG(UNII 4) 3m DRH18-E_LE2C05A18EN_250702 VERTICAL : RBW:1000.000kHz VBW:3.600kHz SWT:Auto Freq Level Limit Line Margin Read Level Ant Factor Cable Loss Preamp Factor Aux Factor APos TPos Remark MHz dBuV/m dBuV/m dB dBuV dB/m dB dB dB cm deg 1 5815.00 100.43 ------ ------ 85.40 34.10 11.40 34.07 3.60 287 139 Average

Mode	70	
	Band Edge - R	
	U-NII-4_5.85~5.895_802.11ax HE160_CH163_5815MHz	
ANT	1 + 2	
Pol.	Vertical	Fundamental
Peak	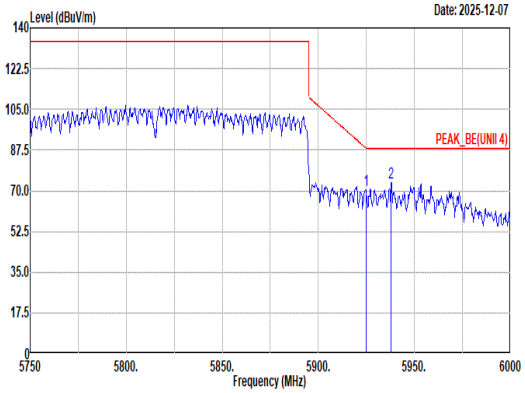 Site : 03CH23-HY Condition: PEAK_BE(UNII 4) 3m DRH18-E_LE2C05A18EN_250702 VERTICAL : RBW:1000.000kHz VBW:3000.000kHz SWT:Auto Limit Read Ant Cable Preamp Aux APos TPos Freq Level Line Margin Level Factor Loss Factor Factor Remark MHz dBuV/m dBuV/m dB dBuV dB/m dB dB dB cm deg 1 5924.75 70.38 88.38 -18.00 55.42 34.00 11.59 34.20 3.57 287 139 Peak 2 5938.00 73.68 88.20 -14.52 58.73 34.00 11.61 34.22 3.56 287 139 Peak	Blank
Avg	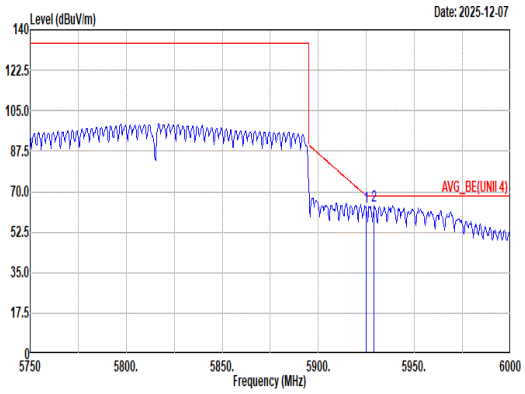 Site : 03CH23-HY Condition: AVG_BE(UNII 4) 3m DRH18-E_LE2C05A18EN_250702 VERTICAL : RBW:1000.000kHz VBW:3.600kHz SWT:Auto Limit Read Ant Cable Preamp Aux APos TPos Freq Level Line Margin Level Factor Loss Factor Factor Remark MHz dBuV/m dBuV/m dB dBuV dB/m dB dB dB cm deg 1 5924.75 63.32 68.38 -5.06 48.36 34.00 11.59 34.20 3.57 287 139 Average 2 5929.00 64.15 68.20 -4.05 49.20 34.00 11.60 34.21 3.56 287 139 Average	Blank

Mode	70	
	Harmonic	
	U-NII-4_5.85~5.895_802.11ax HE160_CH163_5815MHz	
ANT	1 + 2	
Pol.	Horizontal	Vertical
Peak Avg	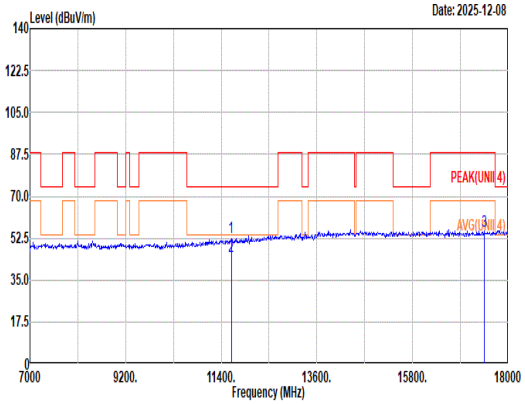 Site : 03CH23-HY Condition: PEAK(UNII 4) 3m DRH18-E_LE2C05A18EN_250702 HORIZONTAL Freq Level Limit Line Margin Read Level Ant Factor Cable Loss Preamp Factor Aux Factor APos TPos Remark MHz dBuV/m dBuV/m dB dBuV dB/m dB dB dB cm deg 1 11630.00 52.71 74.00 -21.29 35.77 38.60 16.14 40.09 2.29 374 152 Peak 2 11630.00 44.72 54.00 -9.28 27.78 38.60 16.14 40.09 2.29 374 152 Average 3 17445.00 55.42 88.20 -32.78 38.86 40.29 19.79 46.67 3.15 -- -- Peak	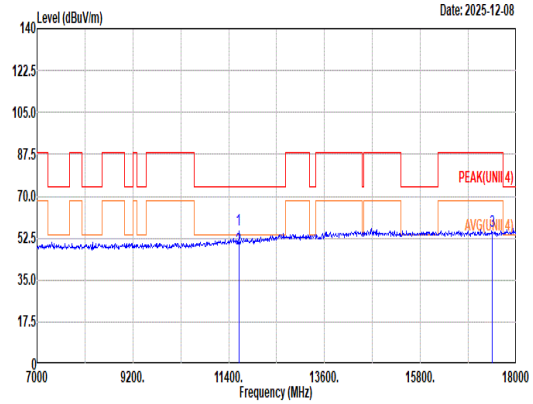 Site : 03CH23-HY Condition: PEAK(UNII 4) 3m DRH18-E_LE2C05A18EN_250702 VERTICAL Freq Level Limit Line Margin Read Level Ant Factor Cable Loss Preamp Factor Aux Factor APos TPos Remark MHz dBuV/m dBuV/m dB dBuV dB/m dB dB dB cm deg 1 11630.00 56.05 74.00 -17.95 39.11 38.60 16.14 40.09 2.29 244 187 Peak 2 11630.00 47.93 54.00 -6.07 30.99 38.60 16.14 40.09 2.29 244 187 Average 3 17445.00 55.66 88.20 -32.54 39.10 40.29 19.79 46.67 3.15 -- -- Peak

Mode	70	
	Harmonic	
	U-NII-4_5.85~5.895_802.11ax HE160_CH163_5815MHz	
ANT	1 + 2	
Pol.	Horizontal	Vertical
10.6G ~18G Avg	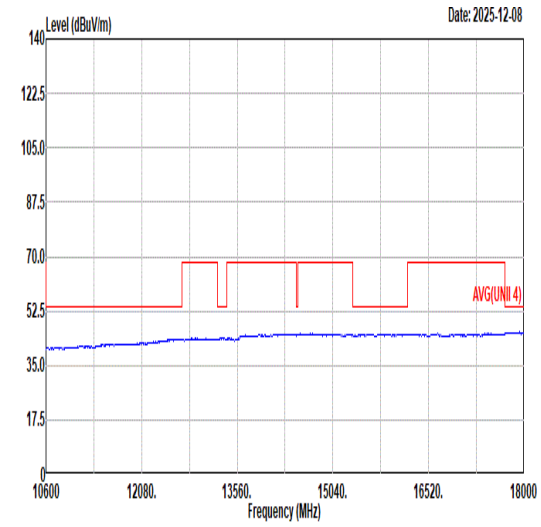 Site : 03CH23-HY Condition: AVG(UNII 4) 3m DRH18-E_LE2C05A18EN_250702 HORIZONTAL	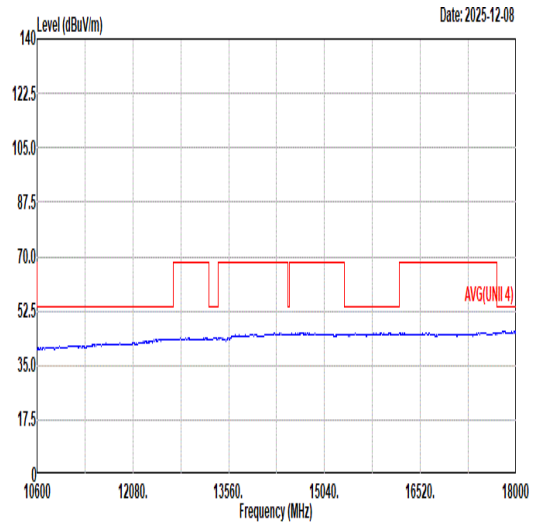 Site : 03CH23-HY Condition: AVG(UNII 4) 3m DRH18-E_LE2C05A18EN_250702 VERTICAL

Mode	71
	LF
	U-NII-4_5.85~5.895_802.11ax HE80_CH171_5855MHz
ANT	1 + 2

Pol.	Horizontal	Vertical
QP/ Peak	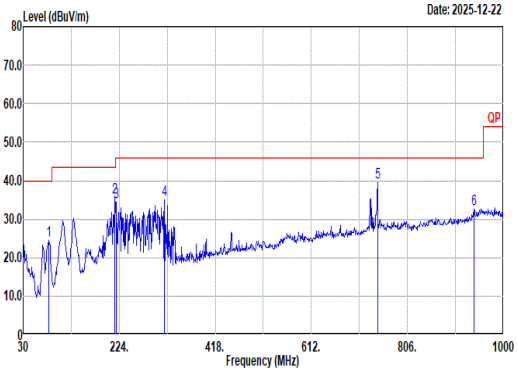	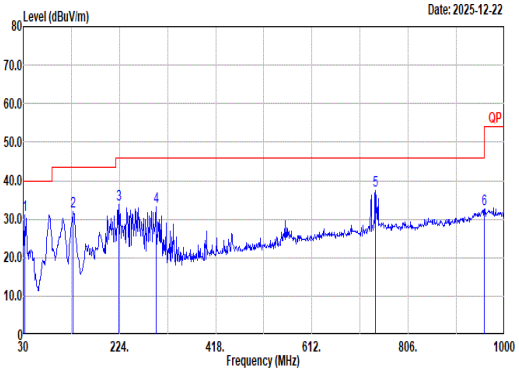

Site : 03CH23-HY
Condition: QP 3m CBL6111D_62028 & 003_251126 HORIZONTAL

	Freq	Level	Limit Line	Margin	Read Level	Ant Factor	Cable Loss	Preamp Factor	Aux Factor	APos	TPos	Remark
	MHz	dBuV/m	dBuV/m	dB	dBuV	dB/m	dB	dB	dB	cm	deg	
1	82.38	24.44	40.00	-15.56	41.94	13.94	0.97	32.51	0.10	--	--	Peak
2	215.27	35.68	43.50	-7.82	51.44	14.90	1.74	32.51	0.11	--	--	Peak
3	218.18	34.37	46.00	-11.63	50.01	15.00	1.76	32.51	0.11	--	--	Peak
4	315.18	34.92	46.00	-11.08	45.60	19.43	2.22	32.54	0.21	--	--	Peak
5	745.86	39.60	46.00	-6.40	40.37	28.06	3.52	32.55	0.20	--	--	Peak
6	939.86	32.68	46.00	-13.32	29.46	30.22	4.03	31.26	0.23	--	--	Peak

Site : 03CH23-HY
Condition: QP 3m CBL6111D_62028 & 003_251126 VERTICAL

	Freq	Level	Limit Line	Margin	Read Level	Ant Factor	Cable Loss	Preamp Factor	Aux Factor	APos	TPos	Remark
	MHz	dBuV/m	dBuV/m	dB	dBuV	dB/m	dB	dB	dB	cm	deg	
1	33.88	31.17	40.00	-8.83	40.61	22.52	0.52	32.56	0.08	--	--	Peak
2	130.88	31.94	43.50	-11.56	45.35	17.63	1.29	32.47	0.14	--	--	Peak
3	223.03	33.77	46.00	-12.23	48.85	15.54	1.78	32.51	0.11	--	--	Peak
4	297.72	33.28	46.00	-12.72	44.25	19.22	2.14	32.52	0.19	--	--	Peak
5	740.04	37.50	46.00	-8.50	38.46	27.90	3.51	32.57	0.20	--	--	Peak
6	959.26	32.54	46.00	-13.46	28.17	31.10	4.07	31.05	0.25	--	--	Peak

Mode	72	
	SHF	
	U-NII-4_5.85~5.895_802.11ax HE80_CH171_5855MHz	
ANT	1 + 2	
Pol.	Horizontal	Vertical
Peak	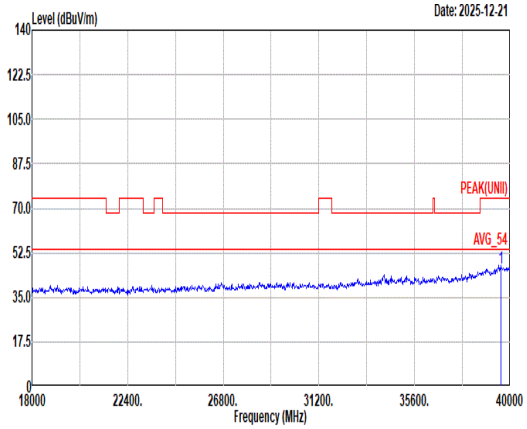 Site : 03CH23-HY Condition: PEAK(UNII) 1m BBHA9170_1225_250702 HORIZONTAL Freq Level Limit Line Margin Read Level Ant Factor Cable Loss Preamp Factor Aux Factor APos TPos Remark MHz dBuV/m dBuV/m dB dBuV dB/m dB dB dB cm deg 1 39571.71 46.51 74.00 -27.49 44.19 46.13 28.77 63.04 -9.54 -- -- PEAK	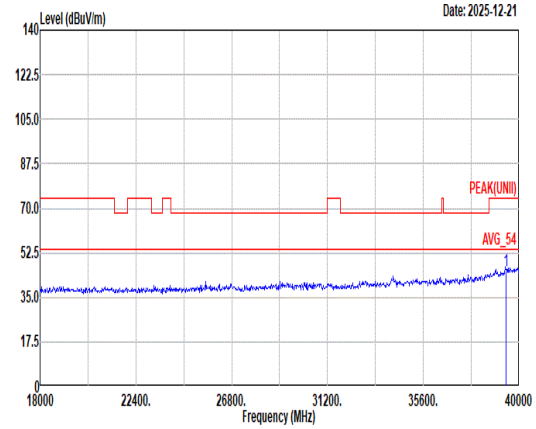 Site : 03CH23-HY Condition: PEAK(UNII) 1m BBHA9170_1225_250702 VERTICAL Freq Level Limit Line Margin Read Level Ant Factor Cable Loss Preamp Factor Aux Factor APos TPos Remark MHz dBuV/m dBuV/m dB dBuV dB/m dB dB dB cm deg 1 39388.47 45.25 74.00 -28.75 43.14 45.69 28.70 62.74 -9.54 -- -- PEAK

Appendix D. Duty Cycle Plots

Chain	Band	Duty Cycle(%)	T(us)	1/T(kHz)	VBW Setting
0+1	802.11a	97.89	1395	0.72	750Hz
0+1	5GHz 802.11ax HE20 Full RU	96.68	1020	0.98	1kHz
0+1	5GHz 802.11ax HE20 26 RU	94.17	582	1.72	1.8kHz
0+1	5GHz 802.11ax HE20 106 RU	92.77	436	2.29	2.4Hz
0+1	5GHz 802.11ax HE40 Full RU	90.14	311	3.22	3.3kHz
0+1	5GHz 802.11ax HE80 Full RU	89.70	296	3.38	3.6kHz

MIMO <Chain 0+1>

802.11a

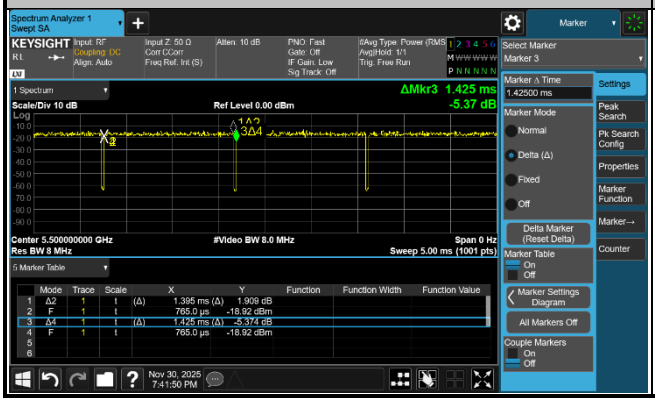

5GHz 802.11ax HE20 Full RU

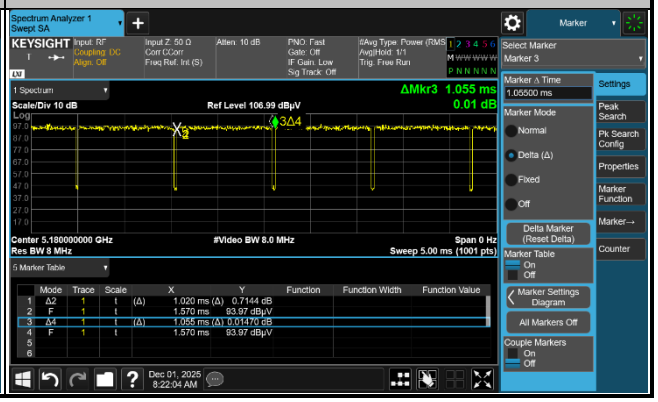

5GHz 802.11ax HE20 26 RU

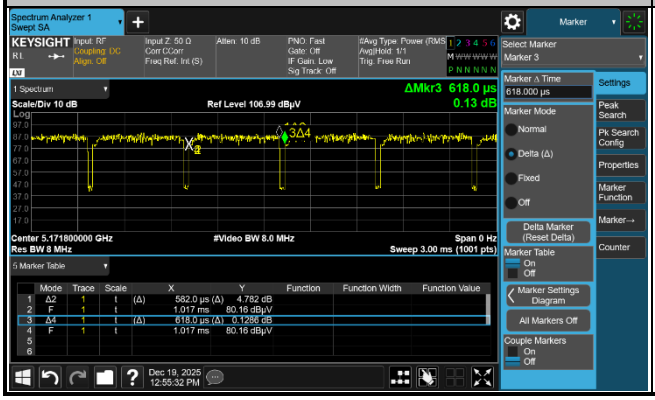

5GHz 802.11ax HE20 106 RU

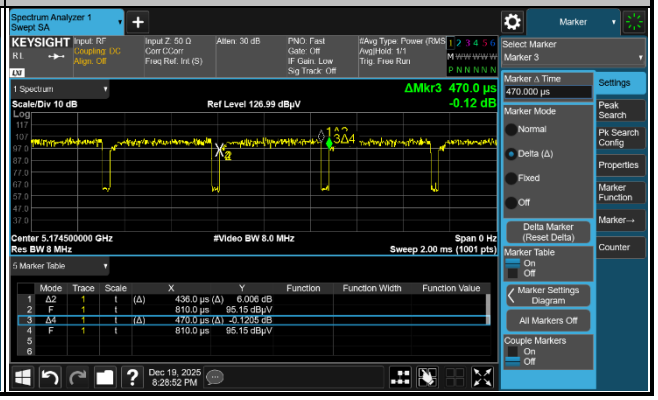

5GHz 802.11ax HE40 Full RU

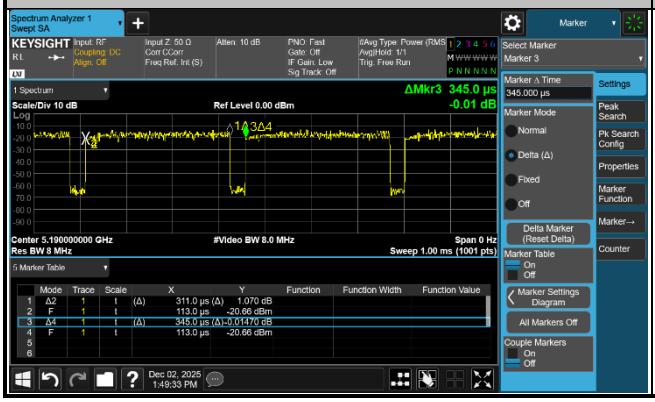
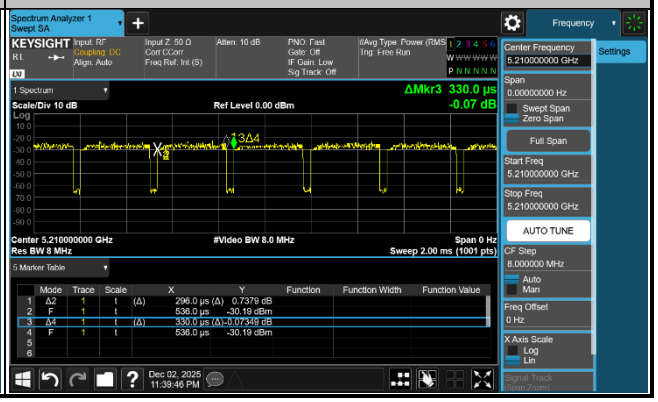
5GHz 802.11ax HE80 Full RU