APPROVAL SPECIFICATION

Product : Internal Antenna

Model Name : 26BEV (LTE MAIN, LTE MIMO, GNSS, WIFI Antenna)

Date : 2025. 04. 29.

LS Mtron Co. Ltd.

Kiturami Building 6F, 396 Gonghang-daero

Gangseo-gu, Seoul, 07649, Korea

TEL.: 82-2-6958-6320, FAX.: 82-2-6958-6321

Table of Contents

Page

1. Manufacturer ---------- 3

2. Model Name ---------- 3

3. Antenna Type ---------- 3

4. Electrical Performance Data ---------- 3

5. External Drawing ----------11

1. Manufacturer

- LS Mtron Co. Ltd.
- LS Mtron Part Number: LS26B1-T4G-T0810

2. Model Name

- Basic Model: 26BEV

- Variation Model: -

3. Antenna Type

- PIFA : Planar Inverted F Antenna

4. Electric Performance Data

4.1 Specification Sheet

4.1.1 LTE Antenna (LB+MB+HB)

Electronic Specification

Frequency Range (MHz)	LTE B5/8/12/14/26/28/71 WCDMA B5/8 GSM900										LTE B1/2/3/4/34/38/39/40/66 WCDMA B1/3 GSM1800					
	617	710	746	790	824	880	894	900	915	960	1710	1880	1920	2170	2300	2400
Peak Gain(dBi)	-0.4	0.29	0.47	1.53	1.57	1.25	-1.1	-0.52	-0.8	0.05	1.16	2.35	1.76	2.51	1.13	1.81
Average Gain(dBi)	-3.55	-2.91	-3.11	-2.36	-2.49	-3.16	-5.06	-4.92	-4.14	-3.27	-4.69	-3.4	-4.15	-2.76	-3.82	-3.71

Frequency Range (MHz)	LTE B7/41				SUB6 n77/78/79 MIMO						
	2500	2545	2655	2690	3300	3400	3600	3800	4200	4400	5000
Peak Gain(dBi)	1.46	1.64	2.18	1.87	1.82	1.98	1.64	2.36	2.43	1.47	-0.03
Average Gain(dBi)	-3.88	-3.73	-3.8	-3.61	-4.19	-4.91	-5.12	-4.11	-4.08	-3.45	-4.91

4.1.2 GNSS Antenna (L1, L5)

Frequency Range	GNSS(L1, L5)			
	1166MHz	1189MHz	1559MHz	1607MHz
Peak Gain(dBi)	2.18	2.14	1.33	1.14
Average Gain(dBi)	-2.7	-2.7	-2.39	-2.2

4.1.3 LTE MIMO Antenna (LB+MB+HB MIMO)

Electronic Specification

Frequency Range (MHz)	LTE B5/8/12/14/26/28/71 MIMO WCDMA B5/8 MIMO GSM900 MIMO										LTE B1/2/3/4/34/38/39/40/66 MIMO WCDMA B1/3 MIMO GSM1800 MIMO					
	617	710	746	790	824	880	894	900	915	960	1710	1880	1920	2170	2300	2400
Peak Gain(dBi)	-2.47	-0.88	-0.49	0.29	0.66	1.04	-0.69	-0.38	-1.61	0.02	1.61	2.38	1.46	2.02	2.22	2.68
Average Gain(dBi)	-5.71	-3.57	-3.93	-3.38	-2.96	-2.47	-4.54	-4.32	-4.1	-5.23	-4.31	-3.37	-2.87	-1.93	-2.22	-2.92

Frequency Range (MHz)	LTE B7/41 MIMO				SUB6 n77/78/79						
	2500	2545	2655	2690	3300	3400	3600	3800	4200	4400	5000
Peak Gain(dBi)	2.35	2.16	2.21	2.42	2.21	1.86	2.21	2.55	2.67	2.14	-0.25
Average Gain(dBi)	-3.08	-2.45	-2.19	-2.94	-2.55	-2.35	-2.18	-2.39	-2.7	-3	-4.92

4.1.2 WIFI Antenna (2.4GHz, 5GHz)

Frequency Range	WIFI(2.4GHz, 5GHz)					
	2400MHz	2500MHz	5150MHz	5470MHz	5730MHz	5850MHz
Peak Gain(dBi)	2.57	2.43	1.21	1.21	2.49	2.53
Average Gain(dBi)	-2.51	-2.6	-3.54	-3.78	-4.27	-4.76

4.2 3D Radiation Pattern

4.2.1 LTE Antenna (LB+MB+HB)

4.2.1.1 LTE LB (LTE B5/8/12/14/26/28/71, WCDMA B5/8, GSM900)

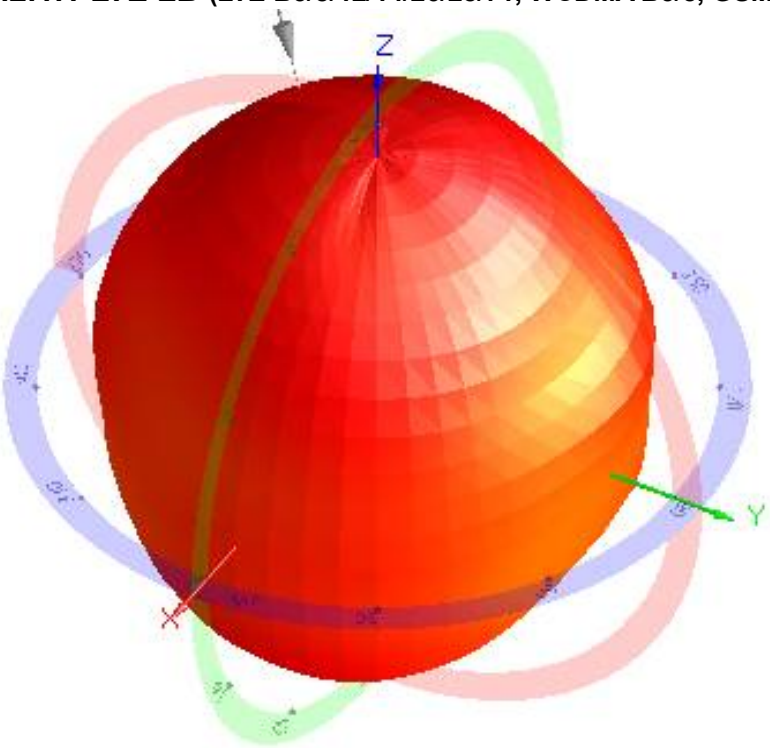

4.2.1.2 LTE MB (LTE B1/2/3/4/34/38/39/40/66, WCDMA B1/3, GSM1800)

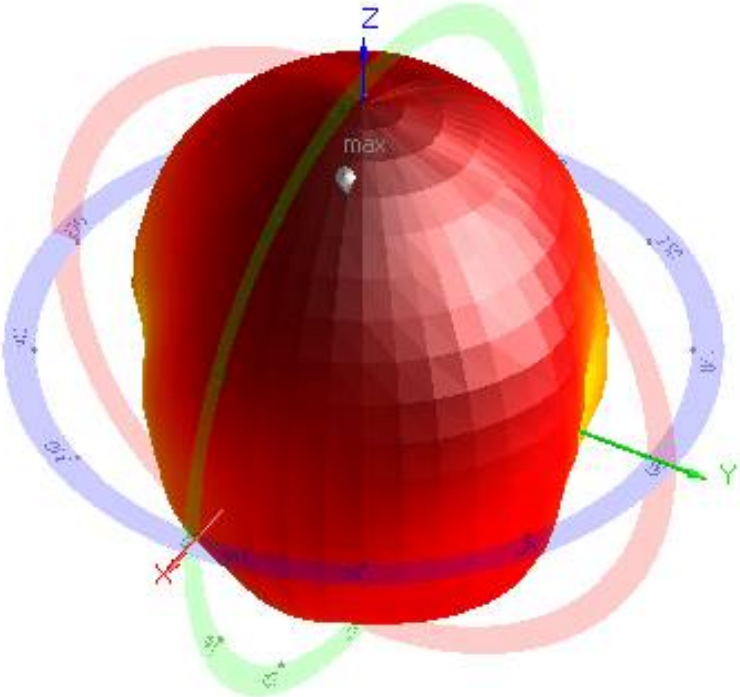

4.2.1.3 LTE HB (B7/41)

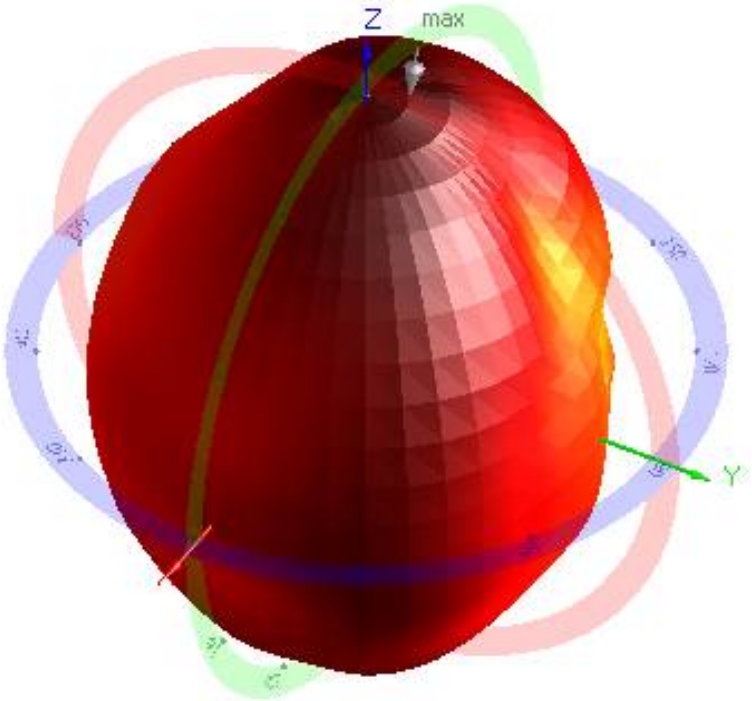

4.2.1.4 LTE SUB6 (n77/78/79) MIMO

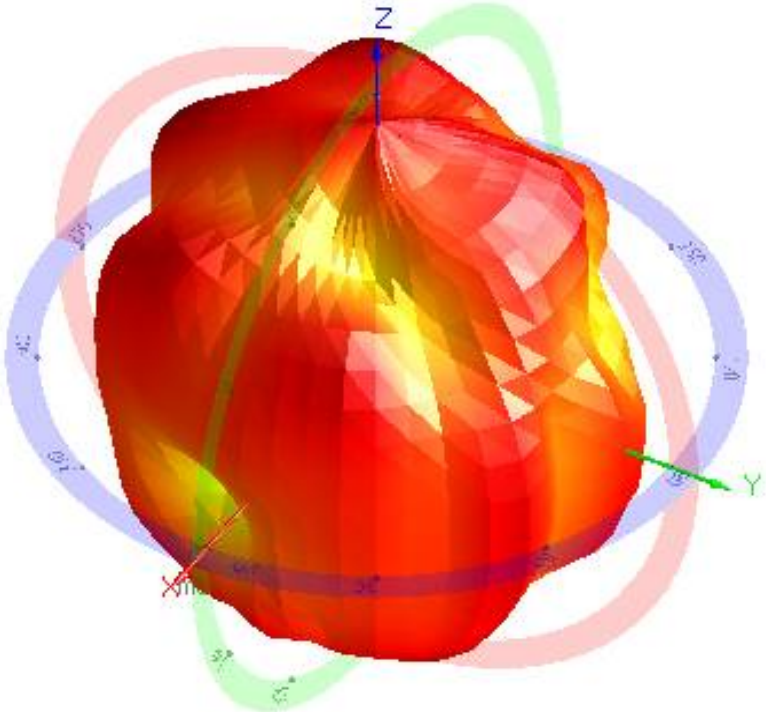

4.2.2 GNSS Antenna (L1, L5)

4.2.2.1 GPS Antenna (L5)

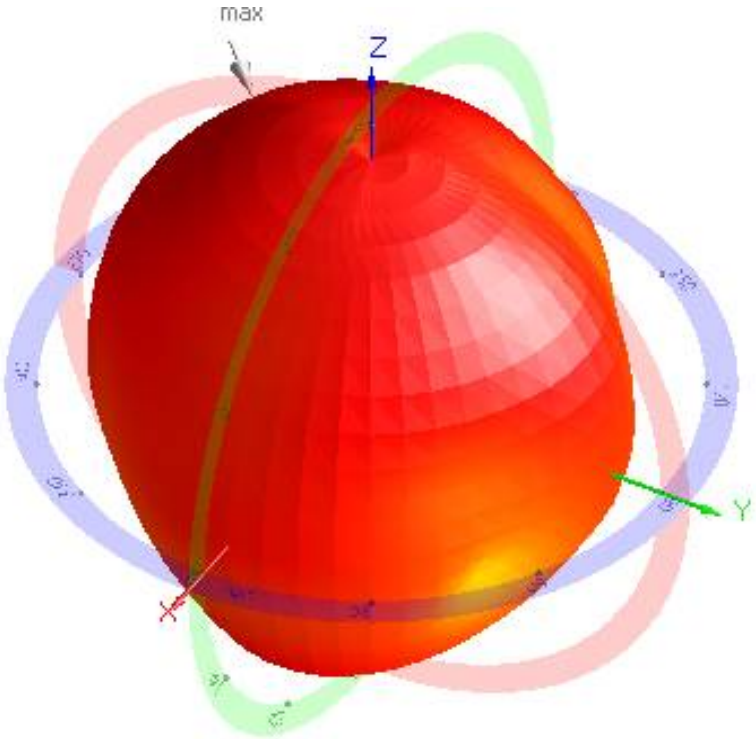

4.2.2.2 GPS Antenna (L1)

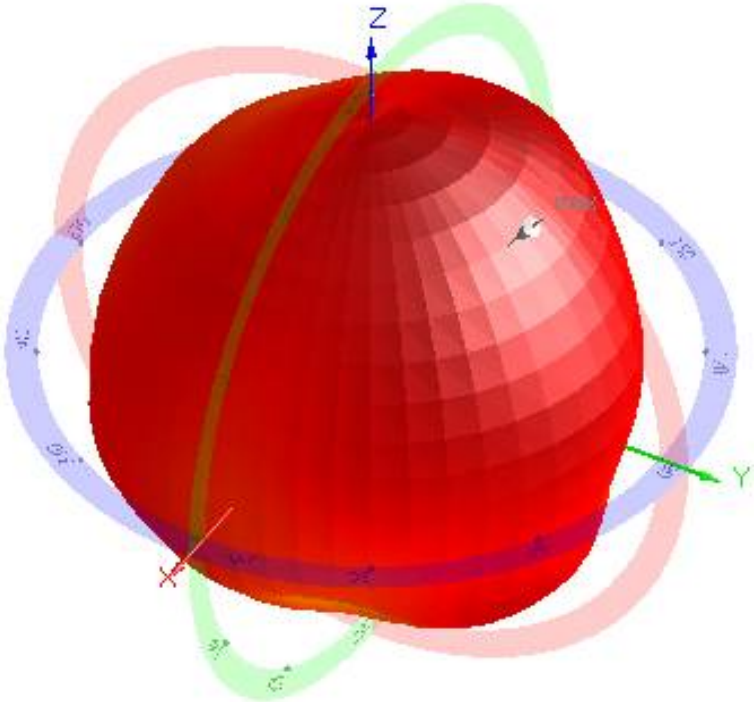

4.2.3 LTE Antenna (LB+MB+HB) MIMO

4.2.3.1LTE LB (LTE B5/8/12/14/26/28/71, WCDMA B5/8, GSM900) MIMO

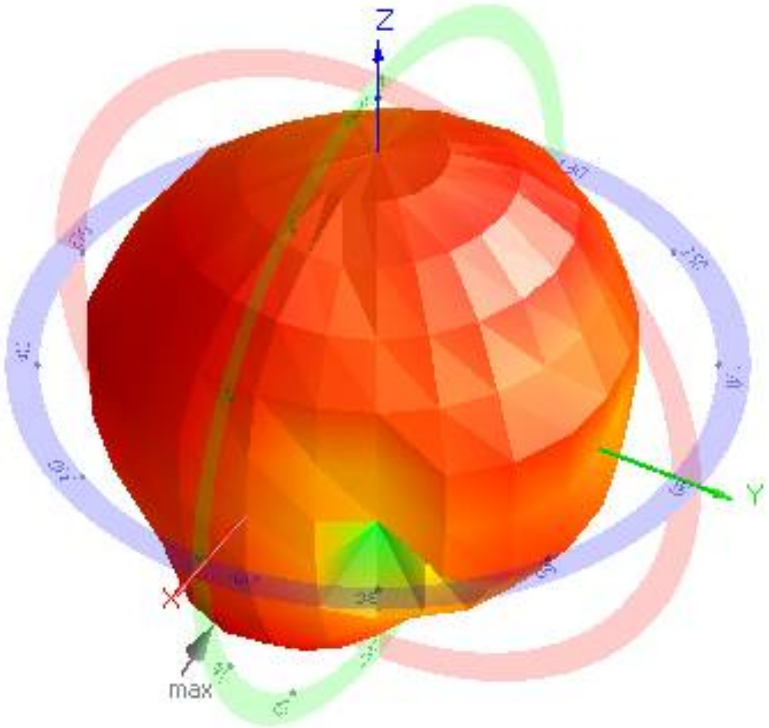

4.2.3.2 LTE MB (LTE B1/2/3/4/34/38/39/40/66, WCDMA B1/3, GSM1800) MIMO

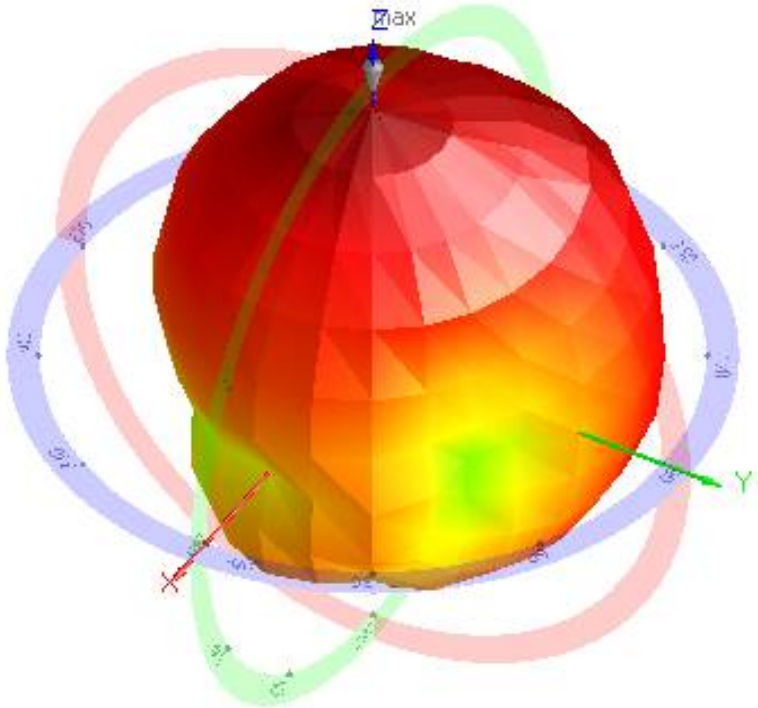

4.2.3.3 LTE HB (B7/41) MIMO

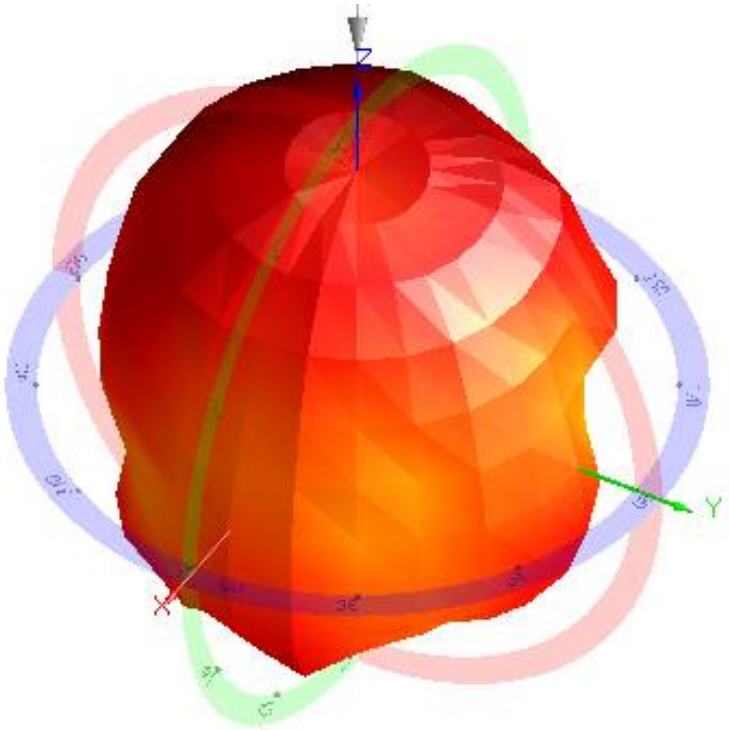

4.2.3.4 LTE SUB6 (n77/78/79)

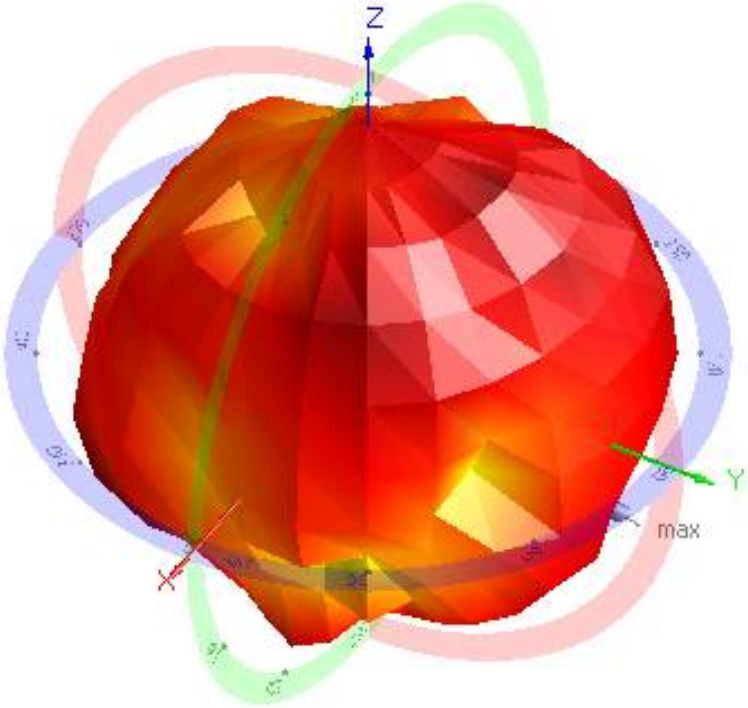

4.2.4 WIFI (2.4GHz, 5GHz)

4.2.4.1 WIFI (2.4GHz)

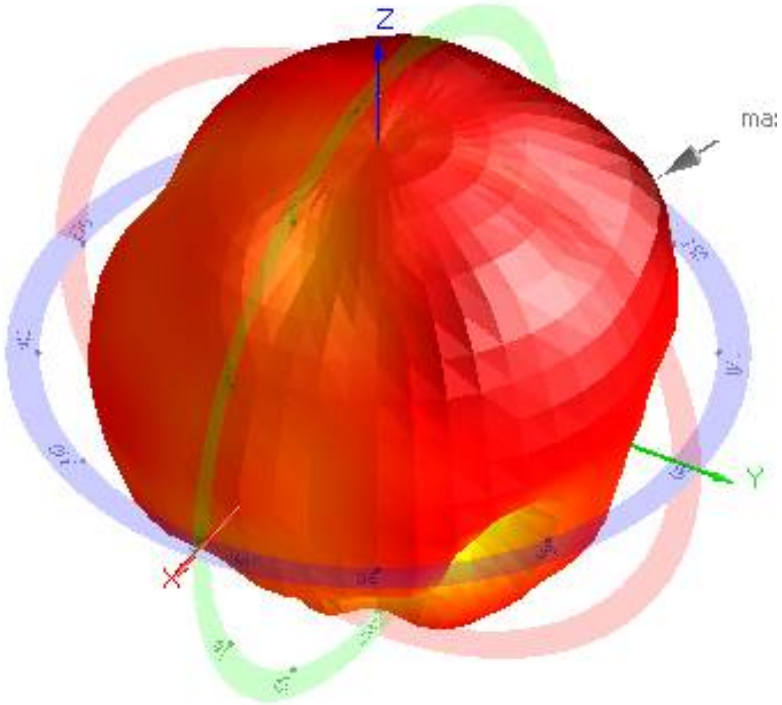

4.2.4.2 WIFI (5GHz)

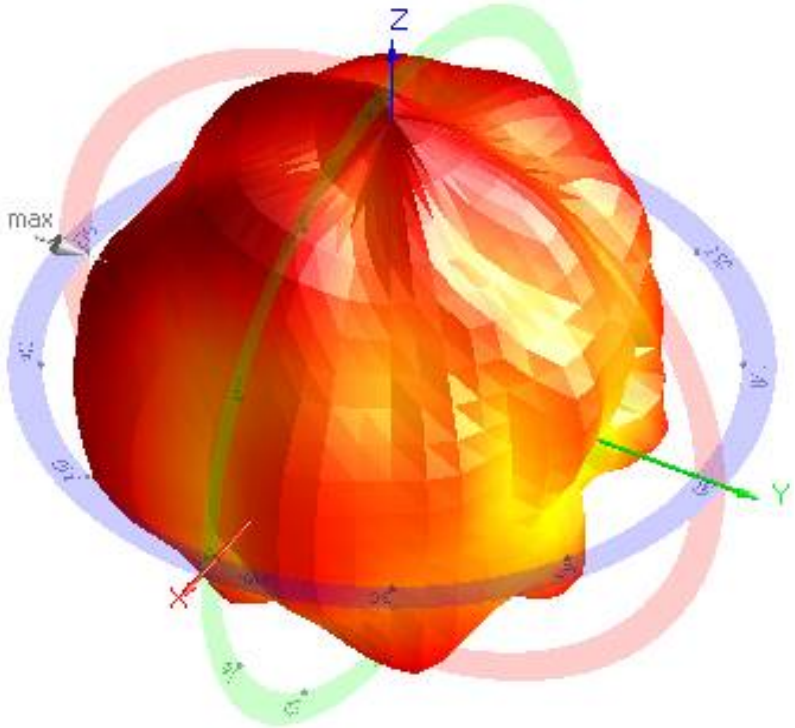
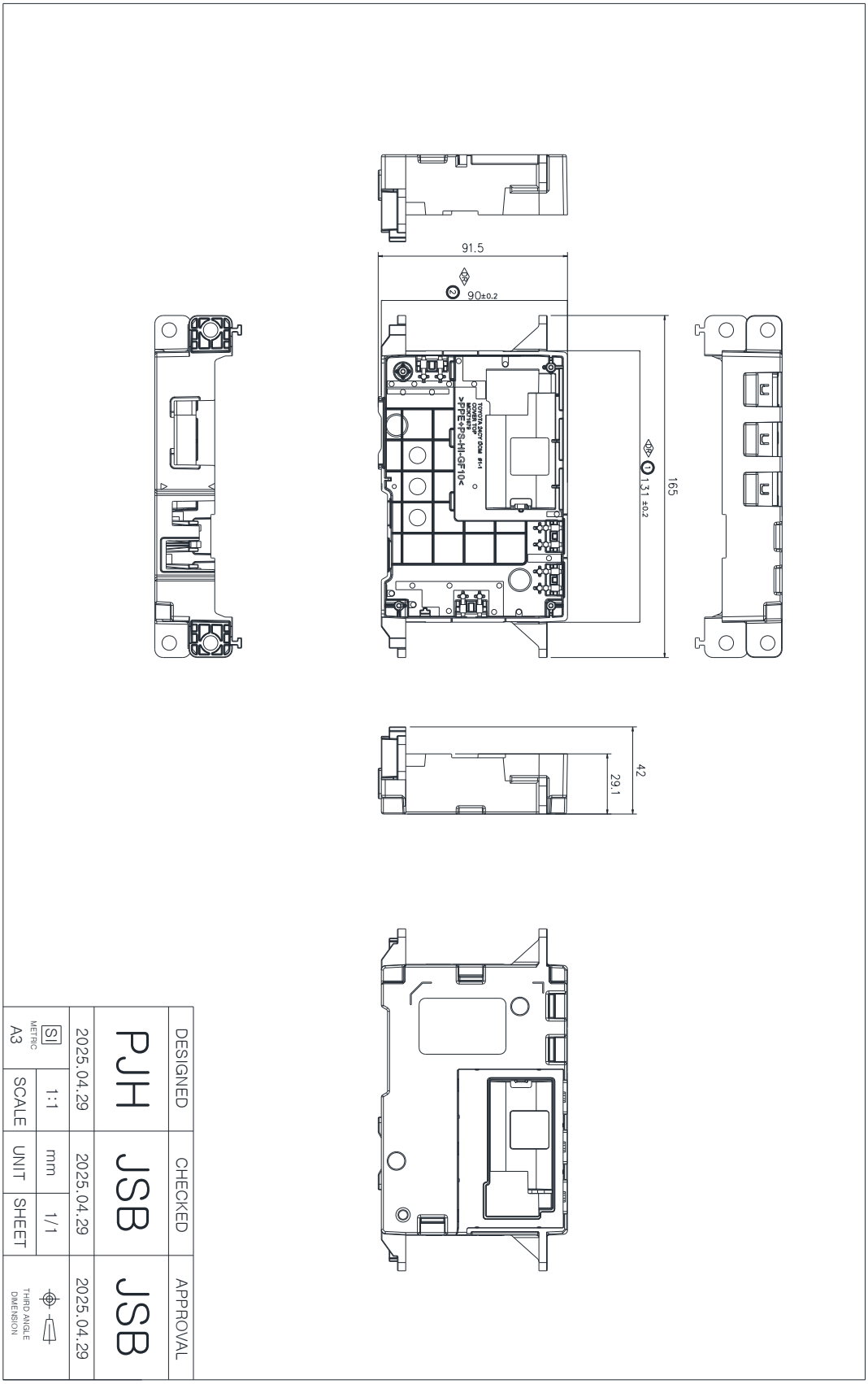
5. External Drawing