Appendix B. SAR Test Plots

The report shall not be (partly) reproduced except in full without approval of the laboratory.

EUT Type:	**Telematics**
Ambient Temperature:	**21.4 °C**
Liquid Temperature:	**21.3 °C**
Test Date:	**06/27/2025**
Band:	**GSM 850 SAR_MIMO1 Ant.**
Distance	**45 mm**
Plot No.:	**B1**

Communication System: UID 10028 - DAC, GPRS-FDD (TDMA, GMSK, TN 0-1-2-3); Frequency: 836.6 MHz;Duty Cycle: 1:2.26569
Medium parameters used (interpolated): f = 836.6 MHz; σ = 0.902 S/m; ε_r = 40.294; ρ = 1000 kg/m^3
Phantom section: Flat Section

DASY5 Configuration:

- Probe: EX3DV4 - SN7702; ConvF(9.86, 10.28, 9.35) @ 836.6 MHz; Calibrated: 2025-01-21
- Sensor-Surface: 1.4mm (Mechanical Surface Detection)
- Electronics: DAE4 Sn1720; Calibrated: 2025-04-23
- Phantom: Flat Phantom ELI4.0; Type: QDOVA001BA; Serial: SN:XXXX
- Measurement SW: DASY52, Version 52.10 (4); SEMCAD X Version 14.6.14 (7501)

GSM850 4Tx Body Rear 190ch/Area Scan (13x15x1): Measurement grid: dx=15mm, dy=15mm
Maximum value of SAR (measured) = 0.0383 W/kg

GSM850 4Tx Body Rear 190ch/Zoom Scan (5x5x7)/Cube 0: Measurement grid: dx=8mm, dy=8mm, dz=5mm
Reference Value = 5.314 V/m; Power Drift = 0.13 dB
Peak SAR (extrapolated) = 0.0390 W/kg
SAR(1 g) = 0.029 W/kg; SAR(10 g) = 0.023 W/kg
Maximum value of SAR (measured) = 0.0351 W/kg

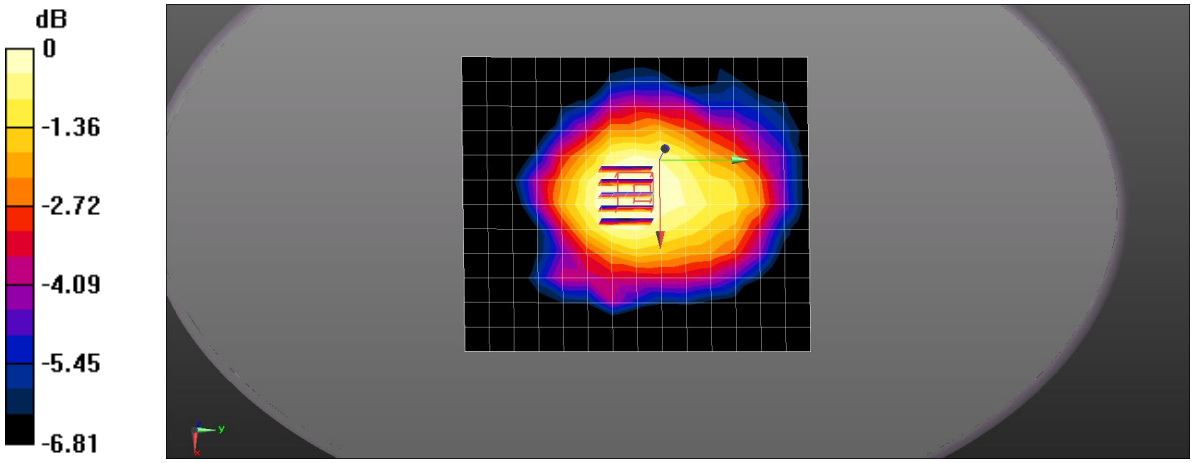

0 dB = 0.0351 W/kg = -14.55 dBW/kg

The report shall not be (partly) reproduced except in full without approval of the laboratory.

EUT Type:	**Telematics**
Ambient Temperature:	**21.4 °C**
Liquid Temperature:	**21.3 °C**
Test Date:	**06/27/2025**
Band:	**GSM 850 SAR_BUA Ant.**
Distance	**22 mm**
Plot No.:	**B2**

Communication System: UID 10028 - DAC, GPRS-FDD (TDMA, GMSK, TN 0-1-2-3); Frequency: 836.6 MHz;Duty Cycle: 1:2.26569
Medium parameters used (interpolated): f = 836.6 MHz; σ = 0.902 S/m; ε_r = 40.294; ρ = 1000 kg/m^3
Phantom section: Flat Section

DASY5 Configuration:

- Probe: EX3DV4 - SN7702; ConvF(9.86, 10.28, 9.35) @ 836.6 MHz; Calibrated: 2025-01-21
- Sensor-Surface: 1.4mm (Mechanical Surface Detection)
- Electronics: DAE4 Sn1720; Calibrated: 2025-04-23
- Phantom: Flat Phantom ELI4.0; Type: QDOVA001BA; Serial: SN:XXXX
- Measurement SW: DASY52, Version 52.10 (4); SEMCAD X Version 14.6.14 (7501)

GSM850 4Tx Body Rear 190ch/Area Scan (13x15x1): Measurement grid: dx=15mm, dy=15mm
Maximum value of SAR (measured) = 0.315 W/kg

GSM850 4Tx Body Rear 190ch/Zoom Scan (5x5x7)/Cube 0: Measurement grid: dx=8mm, dy=8mm, dz=5mm
Reference Value = 11.78 V/m; Power Drift = -0.11 dB
Peak SAR (extrapolated) = 0.346 W/kg
SAR(1 g) = 0.244 W/kg; SAR(10 g) = 0.172 W/kg
Maximum value of SAR (measured) = 0.309 W/kg

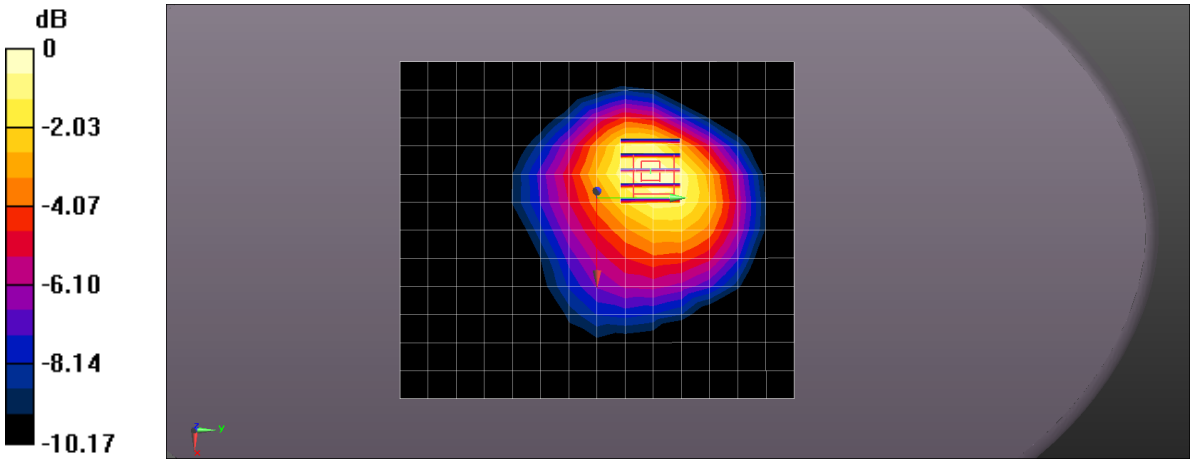

0 dB = 0.309 W/kg = -5.10 dBW/kg

The report shall not be (partly) reproduced except in full without approval of the laboratory.

EUT Type:	**Telematics**
Ambient Temperature:	**20.7 °C**
Liquid Temperature:	**20.5 °C**
Test Date:	**06/25/2025**
Band:	**GSM1900 SAR_MIMO1 Ant.**
Distance	**45 mm**
Plot No.:	**B3**

Communication System: UID 10028 - DAC, GPRS-FDD (TDMA, GMSK, TN 0-1-2-3); Frequency: 1880 MHz;Duty Cycle: 1:2.26569
Medium parameters used (interpolated): f = 1880 MHz; σ = 1.39 S/m; ε_r = 40.221; ρ = 1000 kg/m^3
Phantom section: Flat Section

DASY5 Configuration:

- Probe: EX3DV4 - SN7702; ConvF(8.01, 8.36, 7.6) @ 1880 MHz; Calibrated: 2025-01-21
- Sensor-Surface: 1.4mm (Mechanical Surface Detection)
- Electronics: DAE4 Sn1720; Calibrated: 2025-04-23
- Phantom: Flat Phantom ELI4.0; Type: QDOVA001BA; Serial: SN:XXXX
- Measurement SW: DASY52, Version 52.10 (4); SEMCAD X Version 14.6.14 (7501)

GSM1900 4Tx Body Rear 661ch/Area Scan (13x15x1): Measurement grid: dx=15mm, dy=15mm
Maximum value of SAR (measured) = 0.0194 W/kg

GSM1900 4Tx Body Rear 661ch/Zoom Scan (5x5x7)/Cube 0: Measurement grid: dx=8mm, dy=8mm, dz=5mm
Reference Value = 0 V/m; Power Drift = 0.00 dB
Peak SAR (extrapolated) = 0.0210 W/kg
SAR(1 g) = 0.00861 W/kg; SAR(10 g) = 0.00511 W/kg
Maximum value of SAR (measured) = 0.0143 W/kg

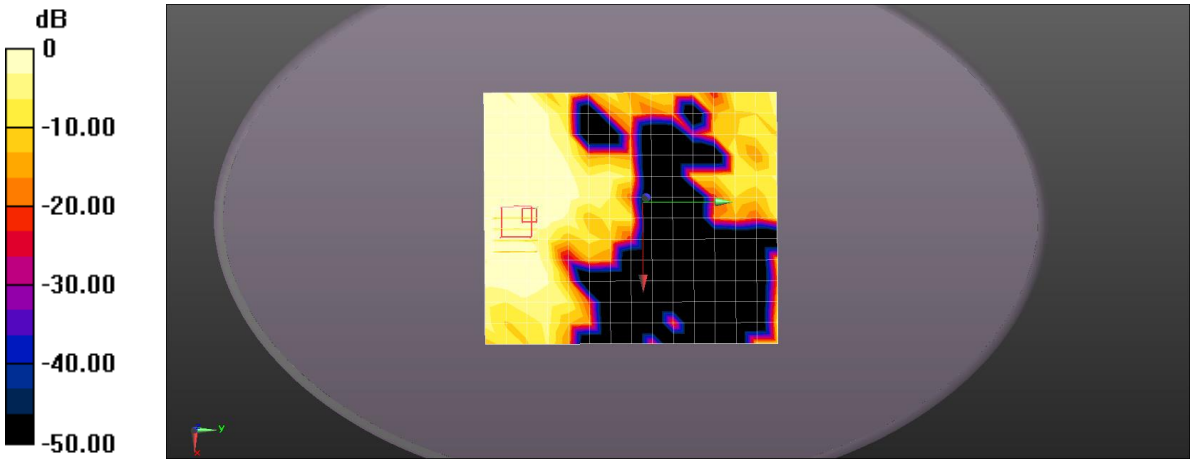

0 dB = 0.0143 W/kg = -18.45 dBW/kg

The report shall not be (partly) reproduced except in full without approval of the laboratory.

EUT Type:	**Telematics**
Ambient Temperature:	**20.7 °C**
Liquid Temperature:	**20.5 °C**
Test Date:	**06/25/2025**
Band:	**GSM1900 SAR_BUA Ant.**
Distance	**22 mm**
Plot No.:	**B4**

Communication System: UID 10028 - DAC, GPRS-FDD (TDMA, GMSK, TN 0-1-2-3); Frequency: 1880 MHz;Duty Cycle: 1:2.26569
Medium parameters used (interpolated): f = 1880 MHz; σ = 1.39 S/m; ε_r = 40.221; ρ = 1000 kg/m^3
Phantom section: Flat Section

DASY5 Configuration:

- Probe: EX3DV4 - SN7702; ConvF(8.01, 8.36, 7.6) @ 1880 MHz; Calibrated: 2025-01-21
- Sensor-Surface: 1.4mm (Mechanical Surface Detection)
- Electronics: DAE4 Sn1720; Calibrated: 2025-04-23
- Phantom: Flat Phantom ELI4.0; Type: QDOVA001BA; Serial: SN:XXXX
- Measurement SW: DASY52, Version 52.10 (4); SEMCAD X Version 14.6.14 (7501)

GSM1900 4Tx Body Rear 661ch/Area Scan (13x15x1): Measurement grid: dx=15mm, dy=15mm
Maximum value of SAR (measured) = 0.267 W/kg

GSM1900 4Tx Body Rear 661ch/Zoom Scan (5x5x7)/Cube 0: Measurement grid: dx=8mm, dy=8mm, dz=5mm
Reference Value = 10.58 V/m; Power Drift = -0.10 dB
Peak SAR (extrapolated) = 0.318 W/kg
SAR(1 g) = 0.199 W/kg; SAR(10 g) = 0.124 W/kg
Maximum value of SAR (measured) = 0.276 W/kg

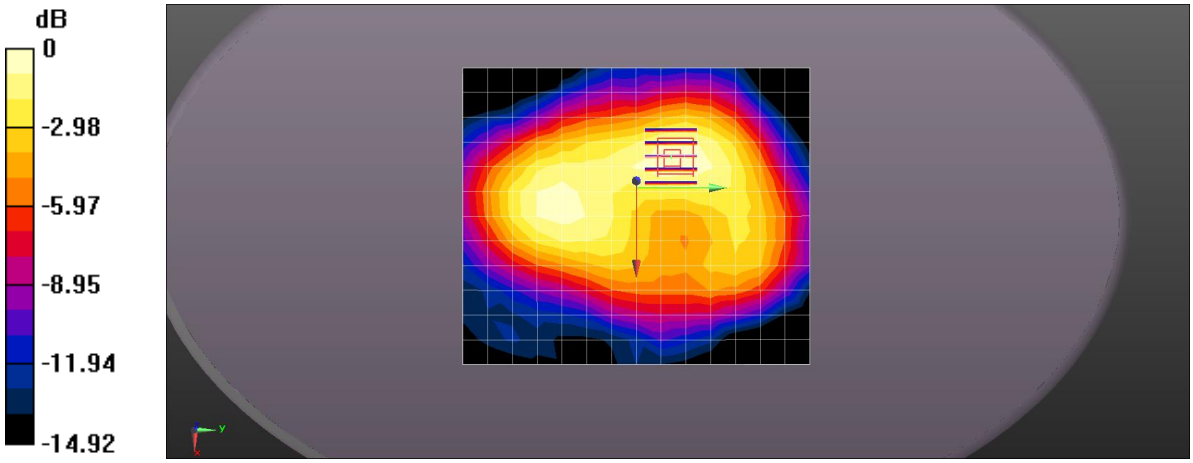

0 dB = 0.276 W/kg = -5.59 dBW/kg

The report shall not be (partly) reproduced except in full without approval of the laboratory.

EUT Type:	**Telematics**
Ambient Temperature:	**21.4 °C**
Liquid Temperature:	**21.3 °C**
Test Date:	**06/27/2025**
Band:	**UMTS Band 5 SAR_MIMO1 Ant.**
Distance	**45 mm**
Plot No.:	**B5**

Communication System: UID 10011 - CAC, UMTS-FDD (WCDMA); Frequency: 836.6 MHz;Duty Cycle: 1:1.95434
Medium parameters used (interpolated): f = 836.6 MHz; σ = 0.902 S/m; ε_r = 40.294; ρ = 1000 kg/m^3
Phantom section: Flat Section

DASY5 Configuration:

- Probe: EX3DV4 - SN7702; ConvF(9.86, 10.28, 9.35) @ 836.6 MHz; Calibrated: 2025-01-21
- Sensor-Surface: 1.4mm (Mechanical Surface Detection)
- Electronics: DAE4 Sn1720; Calibrated: 2025-04-23
- Phantom: Flat Phantom ELI4.0; Type: QDOVA001BA; Serial: SN:XXXX
- Measurement SW: DASY52, Version 52.10 (4); SEMCAD X Version 14.6.14 (7501)

WCDMA Band 5 Body Rear 4183ch/Area Scan (13x15x1): Measurement grid: dx=15mm, dy=15mm
Maximum value of SAR (measured) = 0.0471 W/kg

WCDMA Band 5 Body Rear 4183ch/Zoom Scan (5x5x7)/Cube 0: Measurement grid: dx=8mm, dy=8mm, dz=5mm
Reference Value = 7.445 V/m; Power Drift = -0.01 dB
Peak SAR (extrapolated) = 0.0500 W/kg
SAR(1 g) = 0.039 W/kg; SAR(10 g) = 0.031 W/kg
Maximum value of SAR (measured) = 0.0452 W/kg

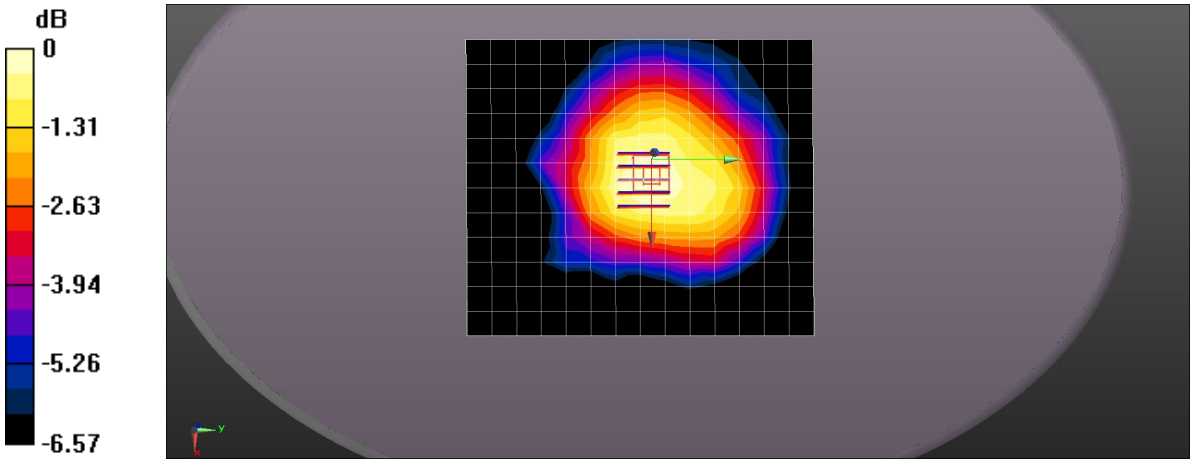

0 dB = 0.0452 W/kg = -13.45 dBW/kg

The report shall not be (partly) reproduced except in full without approval of the laboratory.

EUT Type:	**Telematics**
Ambient Temperature:	**21.4 °C**
Liquid Temperature:	**21.3 °C**
Test Date:	**06/27/2025**
Band:	**UMTS Band 5 SAR_BUA Ant.**
Distance	**22 mm**
Plot No.:	**B6**

Communication System: UID 10011 - CAC, UMTS-FDD (WCDMA); Frequency: 836.6 MHz;Duty Cycle: 1:1.95434
Medium parameters used (interpolated): f = 836.6 MHz; σ = 0.902 S/m; ε_r = 40.294; ρ = 1000 kg/m^3
Phantom section: Flat Section

DASY5 Configuration:

- Probe: EX3DV4 - SN7702; ConvF(9.86, 10.28, 9.35) @ 836.6 MHz; Calibrated: 2025-01-21
- Sensor-Surface: 1.4mm (Mechanical Surface Detection)
- Electronics: DAE4 Sn1720; Calibrated: 2025-04-23
- Phantom: Flat Phantom ELI4.0; Type: QDOVA001BA; Serial: SN:XXXX
- Measurement SW: DASY52, Version 52.10 (4); SEMCAD X Version 14.6.14 (7501)

WCDMA Band 5 Body Rear 4183ch/Area Scan (13x15x1): Measurement grid: dx=15mm, dy=15mm
Maximum value of SAR (measured) = 0.190 W/kg

WCDMA Band 5 Body Rear 4183ch/Zoom Scan (5x5x7)/Cube 0: Measurement grid: dx=8mm, dy=8mm, dz=5mm
Reference Value = 9.067 V/m; Power Drift = -0.12 dB
Peak SAR (extrapolated) = 0.213 W/kg
SAR(1 g) = 0.149 W/kg; SAR(10 g) = 0.105 W/kg
Maximum value of SAR (measured) = 0.188 W/kg

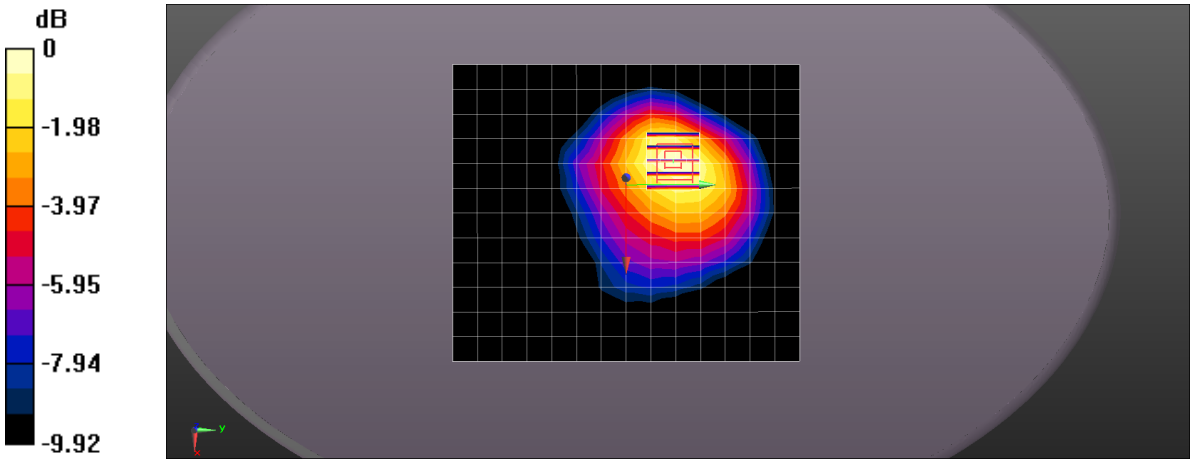

0 dB = 0.188 W/kg = -7.26 dBW/kg

The report shall not be (partly) reproduced except in full without approval of the laboratory.

EUT Type:	**Telematics**
Ambient Temperature:	**21.6 °C**
Liquid Temperature:	**21.5 °C**
Test Date:	**06/24/2025**
Band:	**UMTS Band 4 SAR_MIMO1 Ant.**
Distance	**45 mm**
Plot No.:	**B7**

Communication System: UID 10011 - CAC, UMTS-FDD (WCDMA); Frequency: 1732.6 MHz;Duty Cycle: 1:1.95434
Medium parameters used (interpolated): f = 1732.6 MHz; σ = 1.322 S/m; ε_r = 40.427; ρ = 1000 kg/m^3
Phantom section: Flat Section

DASY5 Configuration:

- Probe: EX3DV4 - SN7702; ConvF(8.3, 8.66, 7.87) @ 1732.6 MHz; Calibrated: 2025-01-21
- Sensor-Surface: 1.4mm (Mechanical Surface Detection)
- Electronics: DAE4 Sn1720; Calibrated: 2025-04-23
- Phantom: Flat Phantom ELI4.0; Type: QDOVA001BA; Serial: SN:XXXX
- Measurement SW: DASY52, Version 52.10 (4); SEMCAD X Version 14.6.14 (7501)

WCDMA Band 4 Body Rear 1412ch/Area Scan (13x15x1): Measurement grid: dx=15mm, dy=15mm
Maximum value of SAR (measured) = 0.0622 W/kg

WCDMA Band 4 Body Rear 1412ch/Zoom Scan (5x5x7)/Cube 0: Measurement grid: dx=8mm, dy=8mm, dz=5mm
Reference Value = 1.281 V/m; Power Drift = -0.13 dB
Peak SAR (extrapolated) = 0.0730 W/kg
SAR(1 g) = 0.047 W/kg; SAR(10 g) = 0.031 W/kg
Maximum value of SAR (measured) = 0.0627 W/kg

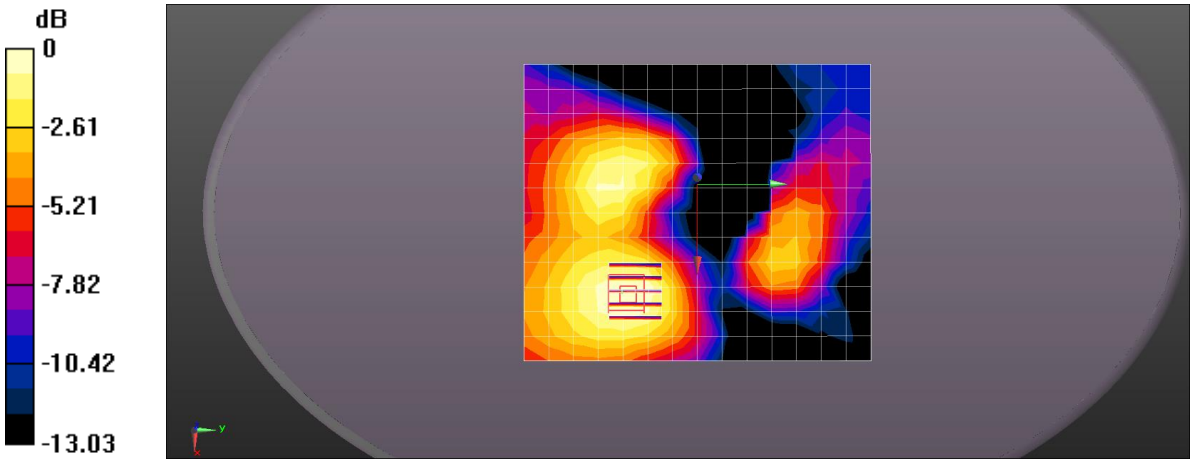

0 dB = 0.0627 W/kg = -12.03 dBW/kg

The report shall not be (partly) reproduced except in full without approval of the laboratory.

EUT Type:	**Telematics**
Ambient Temperature:	**21.6 °C**
Liquid Temperature:	**21.5 °C**
Test Date:	**06/24/2025**
Band:	**UMTS Band 4 SAR_BUA Ant.**
Distance	**22 mm**
Plot No.:	**B8**

Communication System: UID 10011 - CAC, UMTS-FDD (WCDMA); Frequency: 1732.6 MHz;Duty Cycle: 1:1.95434
Medium parameters used (interpolated): f = 1732.6 MHz; σ = 1.322 S/m; ε_r = 40.427; ρ = 1000 kg/m^3
Phantom section: Flat Section

DASY5 Configuration:

- Probe: EX3DV4 - SN7702; ConvF(8.3, 8.66, 7.87) @ 1732.6 MHz; Calibrated: 2025-01-21
- Sensor-Surface: 1.4mm (Mechanical Surface Detection)
- Electronics: DAE4 Sn1720; Calibrated: 2025-04-23
- Phantom: Flat Phantom ELI4.0; Type: QDOVA001BA; Serial: SN:XXXX
- Measurement SW: DASY52, Version 52.10 (4); SEMCAD X Version 14.6.14 (7501)

WCDMA Band 4 Body Rear 1412ch/Area Scan (13x15x1): Measurement grid: dx=15mm, dy=15mm
Maximum value of SAR (measured) = 0.239 W/kg

WCDMA Band 4 Body Rear 1412ch/Zoom Scan (5x5x7)/Cube 0: Measurement grid: dx=8mm, dy=8mm, dz=5mm
Reference Value = 8.006 V/m; Power Drift = 0.11 dB
Peak SAR (extrapolated) = 0.278 W/kg
SAR(1 g) = 0.176 W/kg; SAR(10 g) = 0.109 W/kg
Maximum value of SAR (measured) = 0.243 W/kg

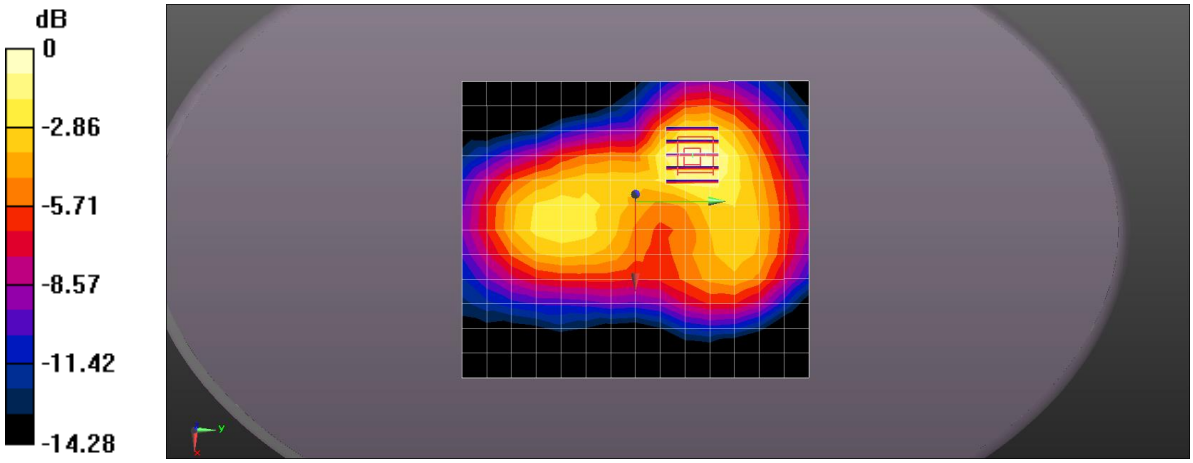

0 dB = 0.243 W/kg = -6.14 dBW/kg

The report shall not be (partly) reproduced except in full without approval of the laboratory.

EUT Type:	**Telematics**
Ambient Temperature:	**20.7 °C**
Liquid Temperature:	**20.5 °C**
Test Date:	**06/25/2025**
Band:	**UMTS Band 2 SAR_MIMO1 Ant.**
Distance	**45 mm**
Plot No.:	**B9**

Communication System: UID 10011 - CAC, UMTS-FDD (WCDMA); Frequency: 1880 MHz;Duty Cycle: 1:1.95434
Medium parameters used (interpolated): f = 1880 MHz; σ = 1.39 S/m; ε_r = 40.221; ρ = 1000 kg/m^3
Phantom section: Flat Section

DASY5 Configuration:

- Probe: EX3DV4 - SN7702; ConvF(8.01, 8.36, 7.6) @ 1880 MHz; Calibrated: 2025-01-21
- Sensor-Surface: 1.4mm (Mechanical Surface Detection)
- Electronics: DAE4 Sn1720; Calibrated: 2025-04-23
- Phantom: Flat Phantom ELI4.0; Type: QDOVA001BA; Serial: SN:XXXX
- Measurement SW: DASY52, Version 52.10 (4); SEMCAD X Version 14.6.14 (7501)

WCDMA Band 2 Body Rear 9400ch/Area Scan (13x15x1): Measurement grid: dx=15mm, dy=15mm
Maximum value of SAR (measured) = 0.0352 W/kg

WCDMA Band 2 Body Rear 9400ch/Zoom Scan (5x5x7)/Cube 0: Measurement grid: dx=8mm, dy=8mm, dz=5mm
Reference Value = 1.918 V/m; Power Drift = 0.10 dB
Peak SAR (extrapolated) = 0.0440 W/kg
SAR(1 g) = 0.026 W/kg; SAR(10 g) = 0.016 W/kg
Maximum value of SAR (measured) = 0.0373 W/kg

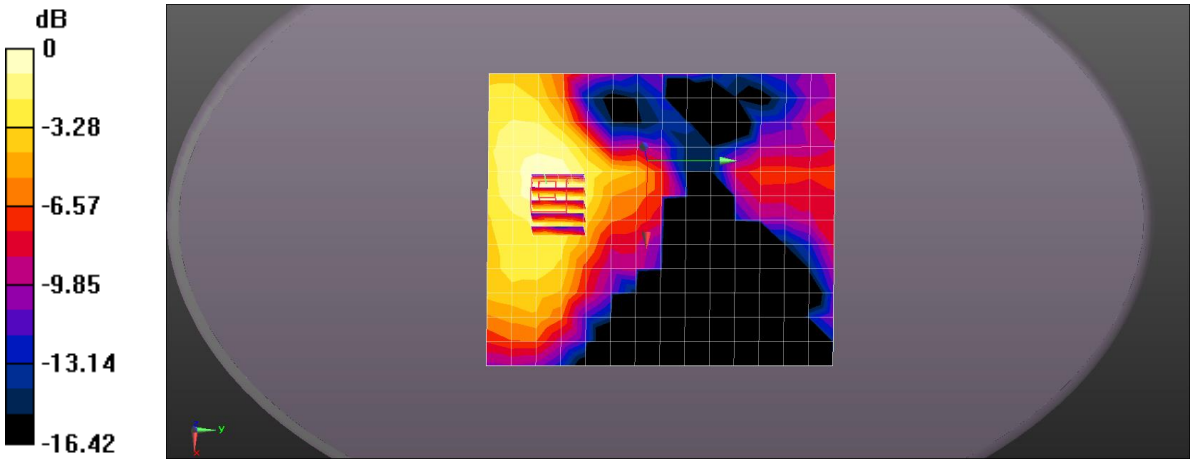

0 dB = 0.0373 W/kg = -14.28 dBW/kg

The report shall not be (partly) reproduced except in full without approval of the laboratory.

EUT Type:	**Telematics**
Ambient Temperature:	**20.7 °C**
Liquid Temperature:	**20.5 °C**
Test Date:	**06/25/2025**
Band:	**UMTS Band 2 SAR_BUA Ant.**
Distance	**22 mm**
Plot No.:	**B10**

Communication System: UID 10011 - CAC, UMTS-FDD (WCDMA); Frequency: 1880 MHz;Duty Cycle: 1:1.95434
Medium parameters used (interpolated): f = 1880 MHz; σ = 1.39 S/m; ε_r = 40.221; ρ = 1000 kg/m^3
Phantom section: Flat Section

DASY5 Configuration:

- Probe: EX3DV4 - SN7702; ConvF(8.01, 8.36, 7.6) @ 1880 MHz; Calibrated: 2025-01-21
- Sensor-Surface: 1.4mm (Mechanical Surface Detection)
- Electronics: DAE4 Sn1720; Calibrated: 2025-04-23
- Phantom: Flat Phantom ELI4.0; Type: QDOVA001BA; Serial: SN:XXXX
- Measurement SW: DASY52, Version 52.10 (4); SEMCAD X Version 14.6.14 (7501)

WCDMA Band 2 Body Rear 9400ch/Area Scan (13x15x1): Measurement grid: dx=15mm, dy=15mm
Maximum value of SAR (measured) = 0.413 W/kg

WCDMA Band 2 Body Rear 9400ch/Zoom Scan (5x5x7)/Cube 0: Measurement grid: dx=8mm, dy=8mm, dz=5mm
Reference Value = 13.02 V/m; Power Drift = 0.14 dB
Peak SAR (extrapolated) = 0.495 W/kg
SAR(1 g) = 0.309 W/kg; SAR(10 g) = 0.193 W/kg
Maximum value of SAR (measured) = 0.426 W/kg

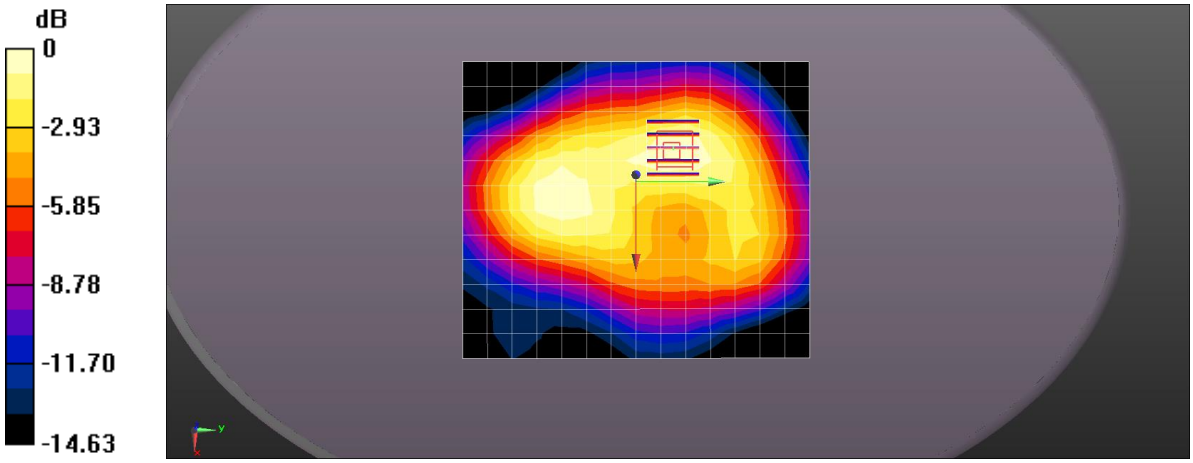

0 dB = 0.426 W/kg = -3.71 dBW/kg

The report shall not be (partly) reproduced except in full without approval of the laboratory.

EUT Type: Telematics
Ambient Temperature: 21.6 °C
Liquid Temperature: 21.5 °C
Test Date: 06/24/2025
Band: LTE FDD Band 4 (AWS) SAR_MIMO1 Ant.
Distance 45 mm
Plot No.: B11

Communication System: UID 10169 - CAF, LTE-FDD (SC-FDMA, 1 RB, 20 MHz, QPSK); Frequency: 1732.5 MHz;Duty Cycle: 1:3.73852
Medium parameters used (interpolated): f = 1732.5 MHz; σ = 1.322 S/m; ε_r = 40.426; ρ = 1000 kg/m^3
Phantom section: Flat Section

DASY5 Configuration:

- Probe: EX3DV4 - SN7702; ConvF(8.3, 8.66, 7.87) @ 1732.5 MHz; Calibrated: 2025-01-21
- Sensor-Surface: 1.4mm (Mechanical Surface Detection)
- Electronics: DAE4 Sn1720; Calibrated: 2025-04-23
- Phantom: Flat Phantom ELI4.0; Type: QDOVA001BA; Serial: SN:XXXX
- Measurement SW: DASY52, Version 52.10 (4); SEMCAD X Version 14.6.14 (7501)

LTE Band 4 Body Rear QPSK 20MHz 1RB 99offset 20175ch/Area Scan (13x15x1): Measurement grid: dx=15mm, dy=15mm
Maximum value of SAR (measured) = 0.0566 W/kg

LTE Band 4 Body Rear QPSK 20MHz 1RB 99offset 20175ch/Zoom Scan (5x5x7)/Cube 0: Measurement grid: dx=8mm, dy=8mm, dz=5mm
Reference Value = 0 V/m; Power Drift = 0.00 dB
Peak SAR (extrapolated) = 0.0650 W/kg
SAR(1 g) = 0.041 W/kg; SAR(10 g) = 0.027 W/kg
Maximum value of SAR (measured) = 0.0550 W/kg

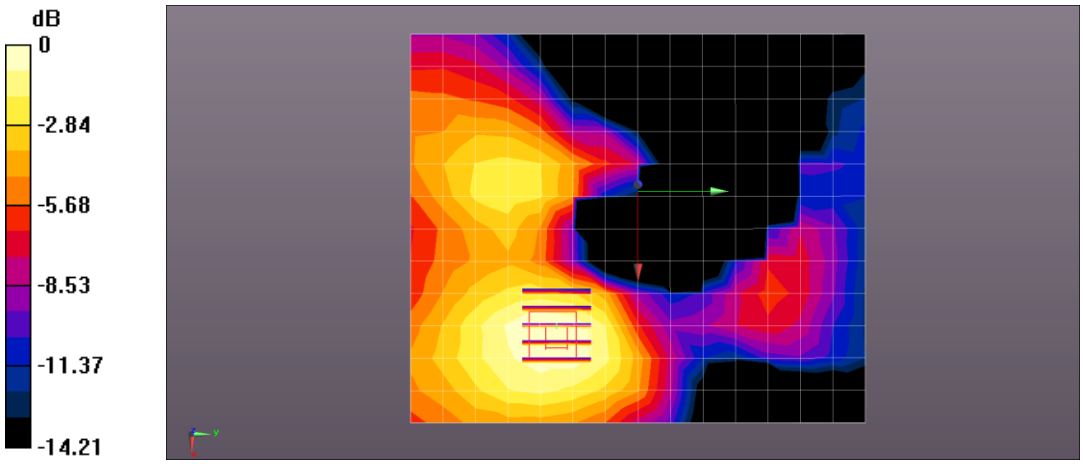

0 dB = 0.0550 W/kg = -12.60 dBW/kg

The report shall not be (partly) reproduced except in full without approval of the laboratory.

EUT Type: Telematics
Ambient Temperature: 21.6 °C
Liquid Temperature: 21.5 °C
Test Date: 06/24/2025
Band: LTE FDD Band 4 (AWS) SAR_BUA Ant.
Distance 22 mm
Plot No.: B12

Communication System: UID 10169 - CAF, LTE-FDD (SC-FDMA, 1 RB, 20 MHz, QPSK); Frequency: 1732.5 MHz;Duty Cycle: 1:3.73852
Medium parameters used (interpolated): f = 1732.5 MHz; σ = 1.322 S/m; ε_r = 40.426; ρ = 1000 kg/m^3
Phantom section: Flat Section

DASY5 Configuration:

- Probe: EX3DV4 - SN7702; ConvF(8.3, 8.66, 7.87) @ 1732.5 MHz; Calibrated: 2025-01-21
- Sensor-Surface: 1.4mm (Mechanical Surface Detection)
- Electronics: DAE4 Sn1720; Calibrated: 2025-04-23
- Phantom: Flat Phantom ELI4.0; Type: QDOVA001BA; Serial: SN:XXXX
- Measurement SW: DASY52, Version 52.10 (4); SEMCAD X Version 14.6.14 (7501)

LTE Band 4 Body Rear QPSK 20MHz 1RB 99offset 20175ch/Area Scan (13x15x1): Measurement grid: dx=15mm, dy=15mm
Maximum value of SAR (measured) = 0.221 W/kg

LTE Band 4 Body Rear QPSK 20MHz 1RB 99offset 20175ch/Zoom Scan (5x5x7)/Cube 0: Measurement grid: dx=8mm, dy=8mm, dz=5mm
Reference Value = 8.689 V/m; Power Drift = -0.14 dB
Peak SAR (extrapolated) = 0.271 W/kg
SAR(1 g) = 0.171 W/kg; SAR(10 g) = 0.106 W/kg
Maximum value of SAR (measured) = 0.237 W/kg

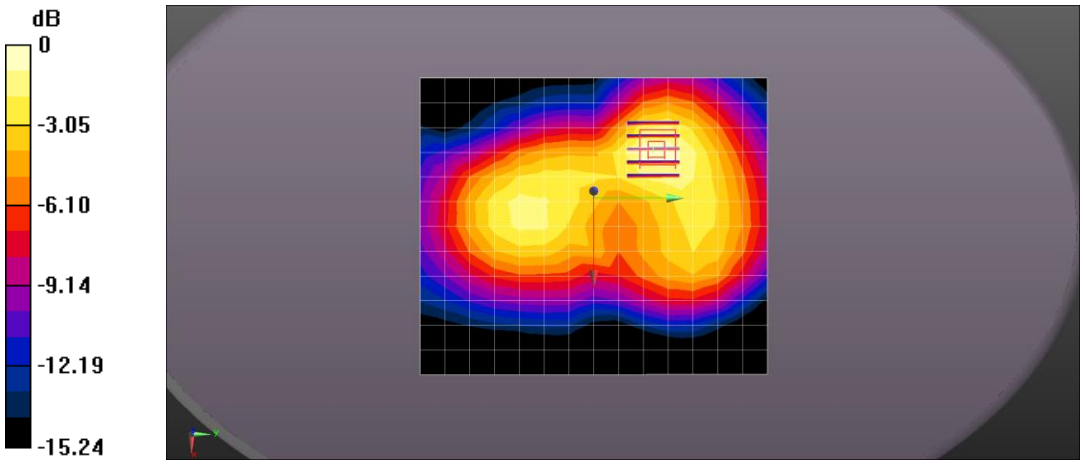

0 dB = 0.237 W/kg = -6.25 dBW/kg

The report shall not be (partly) reproduced except in full without approval of the laboratory.

EUT Type: Telematics
Ambient Temperature: 21.0 °C
Liquid Temperature: 20.9 °C
Test Date: 07/09/2025
Band: LTE FDD Band 7 SAR_MIMO1 Ant.
Distance 45 mm
Plot No.: B13

Communication System: UID 10169 - CAF, LTE-FDD (SC-FDMA, 1 RB, 20 MHz, QPSK); Frequency: 2560 MHz;Duty Cycle: 1:3.73852
Medium parameters used (interpolated): f = 2560 MHz; σ = 1.943 S/m; ε_r = 40.615; ρ = 1000 kg/m^3
Phantom section: Flat Section

DASY5 Configuration:

- Probe: EX3DV4 - SN3797; ConvF(7.4, 7.15, 7.13) @ 2560 MHz; Calibrated: 2025-01-21
- Sensor-Surface: 1.4mm (Mechanical Surface Detection)
- Electronics: DAE4 Sn1417; Calibrated: 2025-02-18
- Phantom: ELI V6.0 (20deg probe tilt); Type: QD OVA 003 AA; Serial: xxxx
- Measurement SW: DASY52, Version 52.10 (4); SEMCAD X Version 14.6.14 (7501)

LTE Band 7 Body Rear QPSK 20MHz 1RB 0offset 21350ch/Area Scan (16x19x1): Measurement grid: dx=12mm, dy=12mm
Maximum value of SAR (measured) = 0.0508 W/kg

LTE Band 7 Body Rear QPSK 20MHz 1RB 0offset 21350ch/Zoom Scan (7x7x7)/Cube 0: Measurement grid: dx=5mm, dy=5mm, dz=5mm
Reference Value = 2.133 V/m; Power Drift = 0.10 dB
Peak SAR (extrapolated) = 0.0600 W/kg
SAR(1 g) = 0.036 W/kg; SAR(10 g) = 0.024 W/kg
Maximum value of SAR (measured) = 0.0504 W/kg

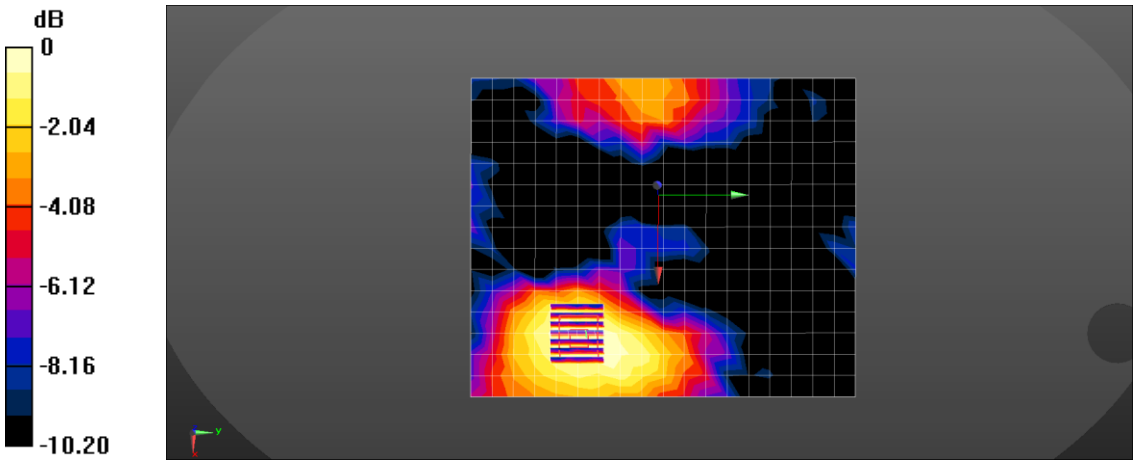

0 dB = 0.0504 W/kg = -12.98 dBW/kg

The report shall not be (partly) reproduced except in full without approval of the laboratory.

EUT Type: Telematics
Ambient Temperature: 21.1 °C
Liquid Temperature: 21.0 °C
Test Date: 06/30/2025
Band: LTE FDD Band 7 SAR_BUA Ant.
Distance 22 mm
Plot No.: B14

Communication System: UID 10169 - CAF, LTE-FDD (SC-FDMA, 1 RB, 20 MHz, QPSK); Frequency: 2535 MHz;Duty Cycle: 1:3.73852
Medium parameters used (interpolated): f = 2535 MHz; σ = 1.958 S/m; ε_r = 39.045; ρ = 1000 kg/m^3
Phantom section: Flat Section

DASY5 Configuration:

- Probe: EX3DV4 - SN7702; ConvF(7.54, 7.86, 7.15) @ 2535 MHz; Calibrated: 2025-01-21
- Sensor-Surface: 1.4mm (Mechanical Surface Detection)
- Electronics: DAE4 Sn1720; Calibrated: 2025-04-23
- Phantom: Flat Phantom ELI4.0; Type: QDOVA001BA; Serial: SN:XXXX
- Measurement SW: DASY52, Version 52.10 (4); SEMCAD X Version 14.6.14 (7501)

LTE Band 7 Body Rear QPSK 20MHz 1RB 49offset 21100ch/Area Scan (16x19x1): Measurement grid: dx=12mm, dy=12mm
Maximum value of SAR (measured) = 0.906 W/kg

LTE Band 7 Body Rear QPSK 20MHz 1RB 49offset 21100ch/Zoom Scan (7x7x7)/Cube 0: Measurement grid: dx=5mm, dy=5mm, dz=5mm
Reference Value = 7.585 V/m; Power Drift = -0.00 dB
Peak SAR (extrapolated) = 1.11 W/kg
SAR(1 g) = 0.589 W/kg; SAR(10 g) = 0.303 W/kg
Maximum value of SAR (measured) = 0.906 W/kg

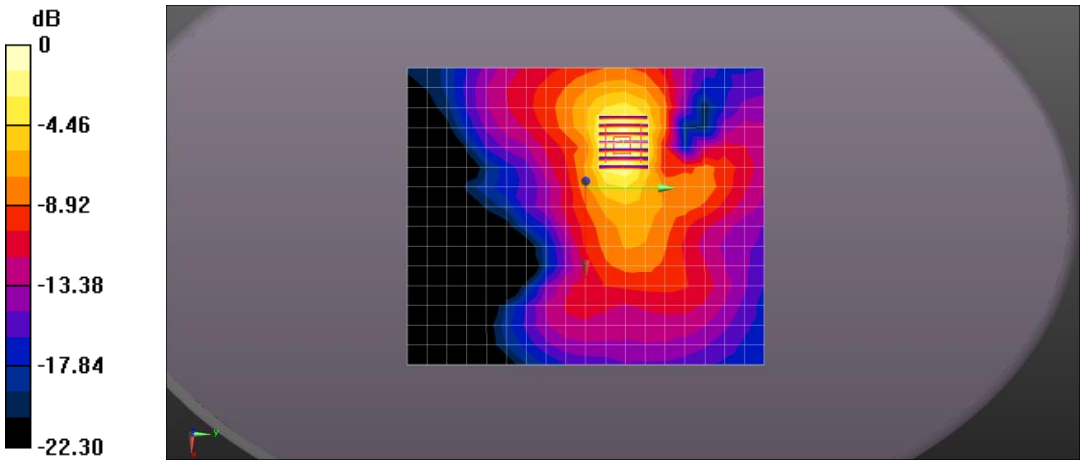

0 dB = 0.906 W/kg = -0.43 dBW/kg

The report shall not be (partly) reproduced except in full without approval of the laboratory.

EUT Type: Telematics
Ambient Temperature: 20.8 °C
Liquid Temperature: 20.6 °C
Test Date: 06/26/2025
Band: LTE FDD Band 12 SAR_MIMO1 Ant.
Distance 45 mm
Plot No.: B15

Communication System: UID 10175 - CAH, LTE-FDD (SC-FDMA, 1 RB, 10 MHz, QPSK); Frequency: 707.5 MHz;Duty Cycle: 1:3.73594
Medium parameters used (interpolated): f = 707.5 MHz; σ = 0.857 S/m; ε_r = 43.644; ρ = 1000 kg/m^3
Phantom section: Flat Section

DASY5 Configuration:

- Probe: EX3DV4 - SN7702; ConvF(9.77, 10.19, 9.27) @ 707.5 MHz; Calibrated: 2025-01-21
- Sensor-Surface: 1.4mm (Mechanical Surface Detection)
- Electronics: DAE4 Sn1720; Calibrated: 2025-04-23
- Phantom: Flat Phantom ELI4.0; Type: QDOVA001BA; Serial: SN:XXXX
- Measurement SW: DASY52, Version 52.10 (4); SEMCAD X Version 14.6.14 (7501)

LTE Band 12 Body Rear QPSK 10MHz 1RB 49offset 23095ch/Area Scan (13x15x1): Measurement grid: dx=15mm, dy=15mm
Maximum value of SAR (measured) = 0.0327 W/kg

LTE Band 12 Body Rear QPSK 10MHz 1RB 49offset 23095ch/Zoom Scan (5x5x7)/Cube 0: Measurement grid: dx=8mm, dy=8mm, dz=5mm
Reference Value = 6.290 V/m; Power Drift = 0.14 dB
Peak SAR (extrapolated) = 0.0390 W/kg
SAR(1 g) = 0.028 W/kg; SAR(10 g) = 0.022 W/kg
Maximum value of SAR (measured) = 0.0344 W/kg

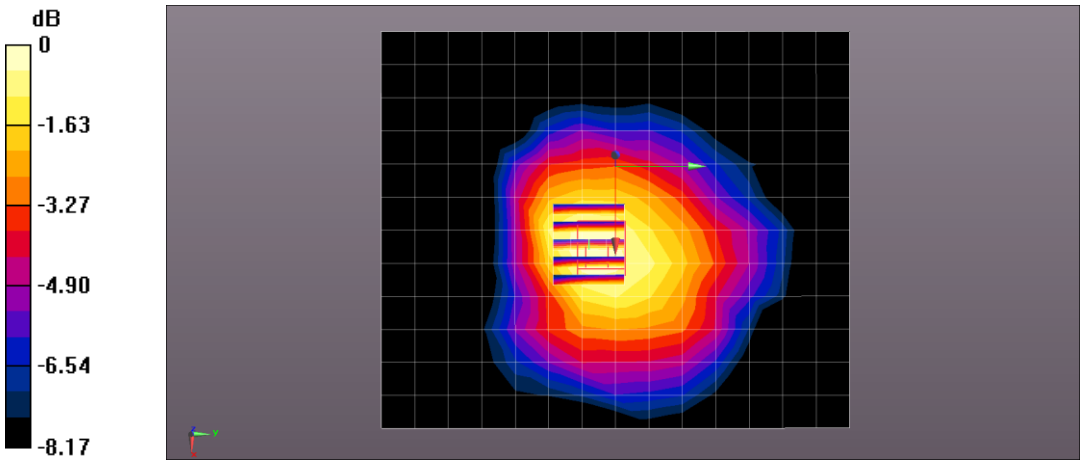

0 dB = 0.0344 W/kg = -14.63 dBW/kg

The report shall not be (partly) reproduced except in full without approval of the laboratory.

EUT Type:	**Telematics**
Ambient Temperature:	**20.7 °C**
Liquid Temperature:	**20.5 °C**
Test Date:	**06/25/2025**
Band:	**LTE FDD Band 25 (PCS) SAR_MIMO1 Ant.**
Distance	**45 mm**
Plot No.:	**B16**

Communication System: UID 10297 - AAE, LTE-FDD (SC-FDMA, 50% RB, 20 MHz, QPSK); Frequency: 1860 MHz;Duty Cycle: 1:3.80978
Medium parameters used (interpolated): f = 1860 MHz; σ = 1.379 S/m; ε_r = 40.275; ρ = 1000 kg/m^3
Phantom section: Flat Section

DASY5 Configuration:

- Probe: EX3DV4 - SN7702; ConvF(8.01, 8.36, 7.6) @ 1860 MHz; Calibrated: 2025-01-21
- Sensor-Surface: 1.4mm (Mechanical Surface Detection)
- Electronics: DAE4 Sn1720; Calibrated: 2025-04-23
- Phantom: Flat Phantom ELI4.0; Type: QDOVA001BA; Serial: SN:XXXX
- Measurement SW: DASY52, Version 52.10 (4); SEMCAD X Version 14.6.14 (7501)

LTE Band 25 Body Rear QPSK 20MHz 50RB 0offset 26140ch/Area Scan (13x15x1): Measurement grid: dx=15mm, dy=15mm
Maximum value of SAR (measured) = 0.0324 W/kg

LTE Band 25 Body Rear QPSK 20MHz 50RB 0offset 26140ch/Zoom Scan (5x5x7)/Cube 0: Measurement grid: dx=8mm, dy=8mm, dz=5mm
Reference Value = 1.683 V/m; Power Drift = 0.18 dB
Peak SAR (extrapolated) = 0.0380 W/kg
SAR(1 g) = 0.023 W/kg; SAR(10 g) = 0.015 W/kg
Maximum value of SAR (measured) = 0.0314 W/kg

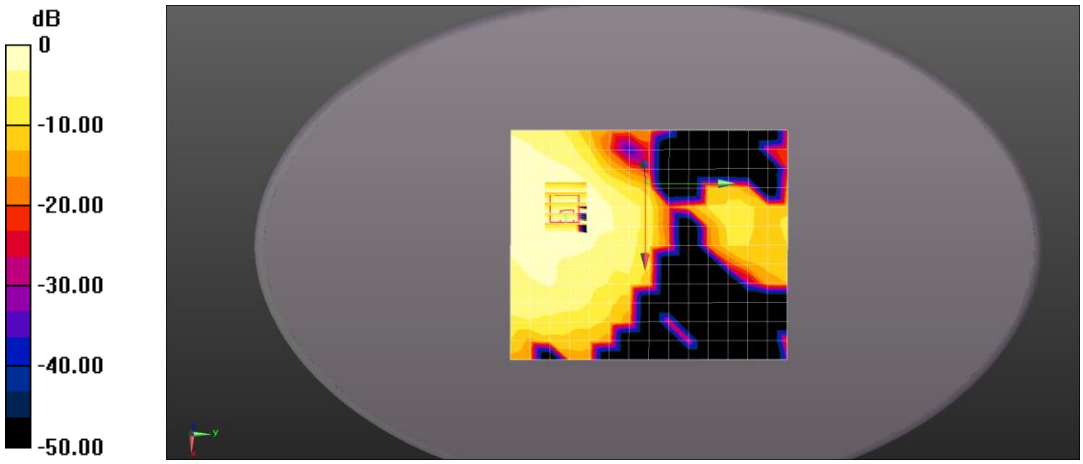

0 dB = 0.0314 W/kg = -15.03 dBW/kg

The report shall not be (partly) reproduced except in full without approval of the laboratory.

EUT Type: Telematics
Ambient Temperature: 20.7 °C
Liquid Temperature: 20.5 °C
Test Date: 06/25/2025
Band: LTE FDD Band 25 (PCS) SAR_BUA Ant.
Distance 22 mm
Plot No.: B17

Communication System: UID 10169 - CAF, LTE-FDD (SC-FDMA, 1 RB, 20 MHz, QPSK); Frequency: 1905 MHz;Duty Cycle: 1:3.73852
Medium parameters used (interpolated): f = 1905 MHz; σ = 1.402 S/m; ε_r = 40.161; ρ = 1000 kg/m^3
Phantom section: Flat Section

DASY5 Configuration:

- Probe: EX3DV4 - SN7702; ConvF(8.01, 8.36, 7.6) @ 1905 MHz; Calibrated: 2025-01-21
- Sensor-Surface: 1.4mm (Mechanical Surface Detection)
- Electronics: DAE4 Sn1720; Calibrated: 2025-04-23
- Phantom: Flat Phantom ELI4.0; Type: QDOVA001BA; Serial: SN:XXXX
- Measurement SW: DASY52, Version 52.10 (4); SEMCAD X Version 14.6.14 (7501)

LTE Band 25 Body Rear QPSK 20MHz 1RB 99offset 26590ch/Area Scan (13x15x1): Measurement grid: dx=15mm, dy=15mm
Maximum value of SAR (measured) = 0.440 W/kg

LTE Band 25 Body Rear QPSK 20MHz 1RB 99offset 26590ch/Zoom Scan (5x5x7)/Cube 0: Measurement grid: dx=8mm, dy=8mm, dz=5mm
Reference Value = 13.57 V/m; Power Drift = -0.12 dB
Peak SAR (extrapolated) = 0.505 W/kg
SAR(1 g) = 0.330 W/kg; SAR(10 g) = 0.218 W/kg
Maximum value of SAR (measured) = 0.444 W/kg

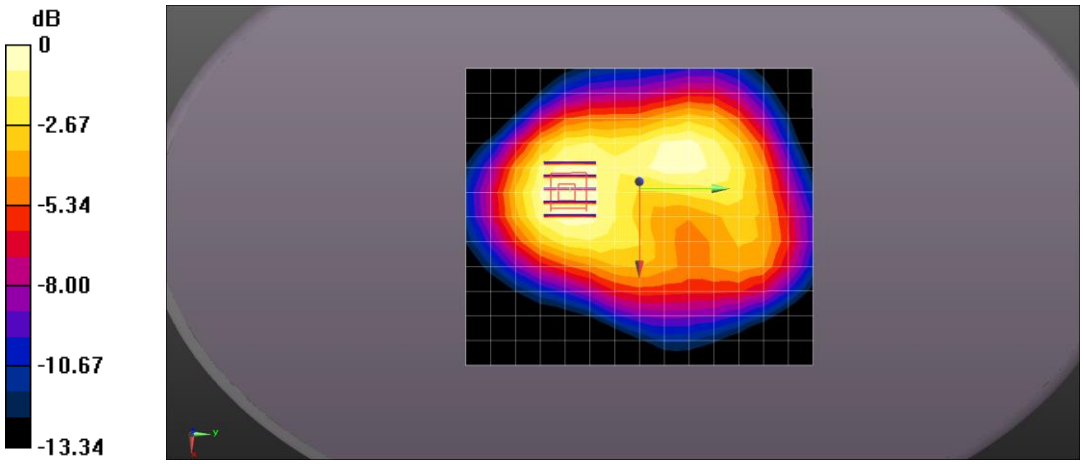

0 dB = 0.444 W/kg = -3.53 dBW/kg

The report shall not be (partly) reproduced except in full without approval of the laboratory.

EUT Type: Telematics
Ambient Temperature: 21.4 °C
Liquid Temperature: 21.3 °C
Test Date: 06/27/2025
Band: LTE FDD Band 26 (Cell) SAR_MIMO1 Ant.
Distance 45 mm
Plot No.: B18

Communication System: UID 10181 - CAF, LTE-FDD (SC-FDMA, 1 RB, 15 MHz, QPSK); Frequency: 831.5 MHz;Duty Cycle: 1:3.7368
Medium parameters used (interpolated): f = 831.5 MHz; σ = 0.9 S/m; ε_r = 40.316; ρ = 1000 kg/m^3
Phantom section: Flat Section

DASY5 Configuration:

- Probe: EX3DV4 - SN7702; ConvF(9.86, 10.28, 9.35) @ 831.5 MHz; Calibrated: 2025-01-21
- Sensor-Surface: 1.4mm (Mechanical Surface Detection)
- Electronics: DAE4 Sn1720; Calibrated: 2025-04-23
- Phantom: Flat Phantom ELI4.0; Type: QDOVA001BA; Serial: SN:XXXX
- Measurement SW: DASY52, Version 52.10 (4); SEMCAD X Version 14.6.14 (7501)

LTE Band 26 Body Rear QPSK 15MHz 1RB 36offset 26865ch/Area Scan (13x15x1): Measurement grid: dx=15mm, dy=15mm
Maximum value of SAR (measured) = 0.0631 W/kg

LTE Band 26 Body Rear QPSK 15MHz 1RB 36offset 26865ch/Zoom Scan (5x5x7)/Cube 0: Measurement grid: dx=8mm, dy=8mm, dz=5mm
Reference Value = 8.656 V/m; Power Drift = -0.06 dB
Peak SAR (extrapolated) = 0.0640 W/kg
SAR(1 g) = 0.049 W/kg; SAR(10 g) = 0.037 W/kg
Maximum value of SAR (measured) = 0.0580 W/kg

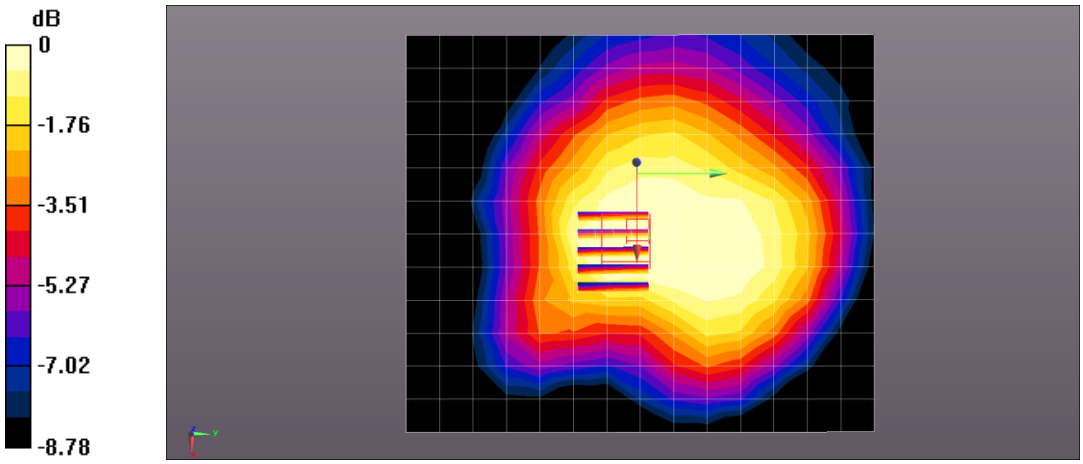

0 dB = 0.0580 W/kg = -12.37 dBW/kg

The report shall not be (partly) reproduced except in full without approval of the laboratory.

EUT Type: Telematics
Ambient Temperature: 21.4 °C
Liquid Temperature: 21.3 °C
Test Date: 06/27/2025
Band: LTE FDD Band 26 (Cell) SAR_BUA Ant.
Distance 22 mm
Plot No.: B19

Communication System: UID 10181 - CAF, LTE-FDD (SC-FDMA, 1 RB, 15 MHz, QPSK); Frequency: 831.5 MHz;Duty Cycle: 1:3.7368
Medium parameters used (interpolated): f = 831.5 MHz; σ = 0.9 S/m; ε_r = 40.316; ρ = 1000 kg/m^3
Phantom section: Flat Section

DASY5 Configuration:

- Probe: EX3DV4 - SN7702; ConvF(9.86, 10.28, 9.35) @ 831.5 MHz; Calibrated: 2025-01-21
- Sensor-Surface: 1.4mm (Mechanical Surface Detection)
- Electronics: DAE4 Sn1720; Calibrated: 2025-04-23
- Phantom: Flat Phantom ELI4.0; Type: QDOVA001BA; Serial: SN:XXXX
- Measurement SW: DASY52, Version 52.10 (4); SEMCAD X Version 14.6.14 (7501)

LTE Band 26 Body Rear QPSK 15MHz 1RB 36offset 26865ch/Area Scan (13x15x1): Measurement grid: dx=15mm, dy=15mm
Maximum value of SAR (measured) = 0.157 W/kg

LTE Band 26 Body Rear QPSK 15MHz 1RB 36offset 26865ch/Zoom Scan (5x5x7)/Cube 0: Measurement grid: dx=8mm, dy=8mm, dz=5mm
Reference Value = 8.623 V/m; Power Drift = -0.12 dB
Peak SAR (extrapolated) = 0.182 W/kg
SAR(1 g) = 0.127 W/kg; SAR(10 g) = 0.090 W/kg
Maximum value of SAR (measured) = 0.161 W/kg



0 dB = 0.161 W/kg = -7.93 dBW/kg

The report shall not be (partly) reproduced except in full without approval of the laboratory.

EUT Type:	**Telematics**
Ambient Temperature:	**21.1 °C**
Liquid Temperature:	**21.0 °C**
Test Date:	**06/30/2025**
Band:	**LTE TDD Band 41 SAR_MIMO1 Ant.**
Distance	**45 mm**
Plot No.:	**B20**

Communication System: UID 10172 - CAH, LTE-TDD (SC-FDMA, 1 RB, 20 MHz, QPSK); Frequency: 2593 MHz;Duty Cycle: 1:8.33105
Medium parameters used (interpolated): f = 2593 MHz; σ = 2.02 S/m; ε_r = 38.905; ρ = 1000 kg/m^3
Phantom section: Flat Section

DASY5 Configuration:

- Probe: EX3DV4 - SN7702; ConvF(7.54, 7.86, 7.15) @ 2593 MHz; Calibrated: 2025-01-21
- Sensor-Surface: 1.4mm (Mechanical Surface Detection)
- Electronics: DAE4 Sn1720; Calibrated: 2025-04-23
- Phantom: Flat Phantom ELI4.0; Type: QDOVA001BA; Serial: SN:XXXX
- Measurement SW: DASY52, Version 52.10 (4); SEMCAD X Version 14.6.14 (7501)

LTE Band 41 Body Rear QPSK 20MHz 1RB 49offset 40620ch/Area Scan (16x19x1): Measurement grid: dx=12mm, dy=12mm
Maximum value of SAR (measured) = 0.00628 W/kg

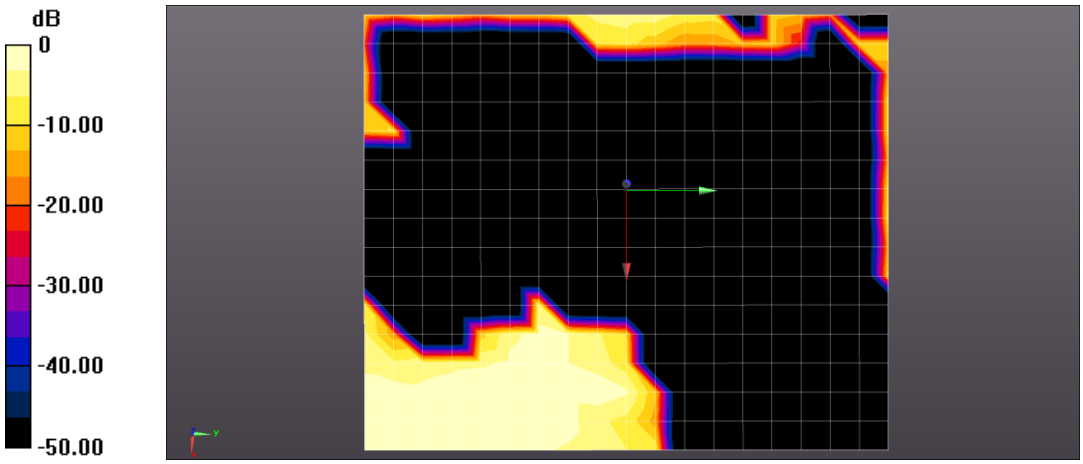

0 dB = 0.00628 W/kg = -22.02 dBW/kg

The report shall not be (partly) reproduced except in full without approval of the laboratory.

EUT Type:	**Telematics**
Ambient Temperature:	**21.1 °C**
Liquid Temperature:	**21.0 °C**
Test Date:	**06/30/2025**
Band:	**LTE TDD Band 41 SAR_BUA Ant.**
Distance	**22 mm**
Plot No.:	**B21**

Communication System: UID 10435 - AAG, LTE-TDD (SC-FDMA, 1 RB, 20 MHz, QPSK, UL Subframe=2,3,4,7,8,9); Frequency: 2593 MHz;Duty Cycle: 1:6.05899
Medium parameters used (interpolated): f = 2593 MHz; σ = 2.02 S/m; ε_r = 38.905; ρ = 1000 kg/m^3
Phantom section: Flat Section

DASY5 Configuration:

- Probe: EX3DV4 - SN7702; ConvF(7.54, 7.86, 7.15) @ 2593 MHz; Calibrated: 2025-01-21
- Sensor-Surface: 1.4mm (Mechanical Surface Detection)
- Electronics: DAE4 Sn1720; Calibrated: 2025-04-23
- Phantom: Flat Phantom ELI4.0; Type: QDOVA001BA; Serial: SN:XXXX
- Measurement SW: DASY52, Version 52.10 (4); SEMCAD X Version 14.6.14 (7501)

LTE Band 41 Body Rear QPSK 20MHz 1RB 49offset 40620ch/Area Scan (16x19x1): Measurement grid: dx=12mm, dy=12mm
Maximum value of SAR (measured) = 0.441 W/kg

LTE Band 41 Body Rear QPSK 20MHz 1RB 49offset 40620ch/Zoom Scan (9x9x9)/Cube 0: Measurement grid: dx=4mm, dy=4mm, dz=4mm
Reference Value = 5.432 V/m; Power Drift = 0.09 dB
Peak SAR (extrapolated) = 0.544 W/kg
SAR(1 g) = 0.282 W/kg; SAR(10 g) = 0.147 W/kg
Maximum value of SAR (measured) = 0.443 W/kg

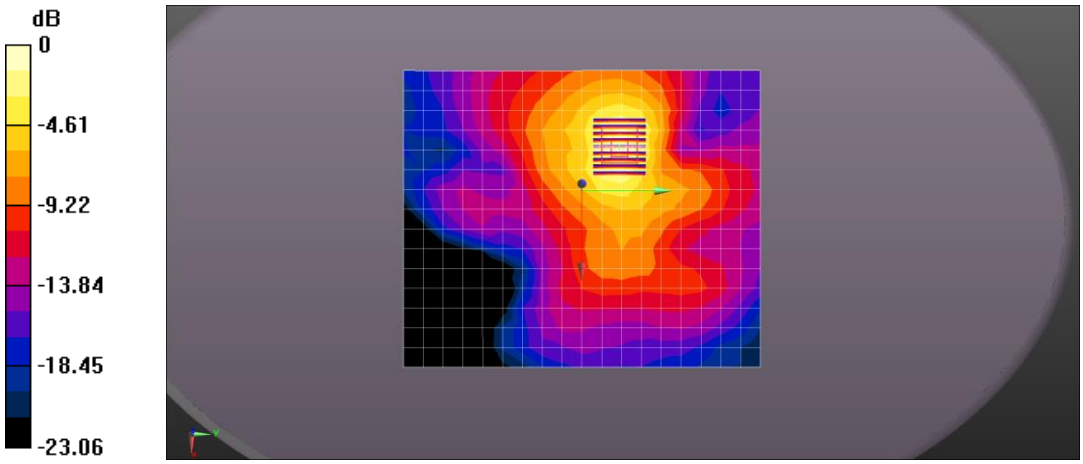

0 dB = 0.443 W/kg = -3.54 dBW/kg

The report shall not be (partly) reproduced except in full without approval of the laboratory.

EUT Type: Telematics
Ambient Temperature: 21.8 °C
Liquid Temperature: 21.7 °C
Test Date: 07/01/2025
Band: LTE TDD Band 42 SAR_MIMO1 Ant.
Distance 45 mm
Plot No.: B22

Communication System: UID 10435 - AAG, LTE-TDD (SC-FDMA, 1 RB, 20 MHz, QPSK, UL Subframe=2,3,4,7,8,9); Frequency: 3540 MHz;Duty Cycle: 1:6.05899
Medium parameters used (interpolated): f = 3540 MHz; σ = 2.893 S/m; ε_r = 38.803; ρ = 1000 kg/m^3
Phantom section: Flat Section

DASY5 Configuration:

- Probe: EX3DV4 - SN7702; ConvF(7.08, 7.39, 6.72) @ 3540 MHz; Calibrated: 2025-01-21
- Sensor-Surface: 1.4mm (Mechanical Surface Detection)
- Electronics: DAE4 Sn1720; Calibrated: 2025-04-23
- Phantom: Flat Phantom ELI4.0; Type: QDOVA001BA; Serial: SN:XXXX
- Measurement SW: DASY52, Version 52.10 (4); SEMCAD X Version 14.6.14 (7501)

LTE Band 42 Body Rear QPSK 20MHz 1RB 99offset 42990ch/Area Scan (16x19x1): Measurement grid: dx=12mm, dy=12mm
Maximum value of SAR (measured) = 0.0419 W/kg

LTE Band 42 Body Rear QPSK 20MHz 1RB 99offset 42990ch/Zoom Scan (7x7x8)/Cube 0: Measurement grid: dx=5mm, dy=5mm, dz=4mm
Reference Value = 0 V/m; Power Drift = 0.00 dB
Peak SAR (extrapolated) = 0.0460 W/kg
SAR(1 g) = 0.017 W/kg; SAR(10 g) = 0.00623 W/kg
Maximum value of SAR (measured) = 0.0330 W/kg

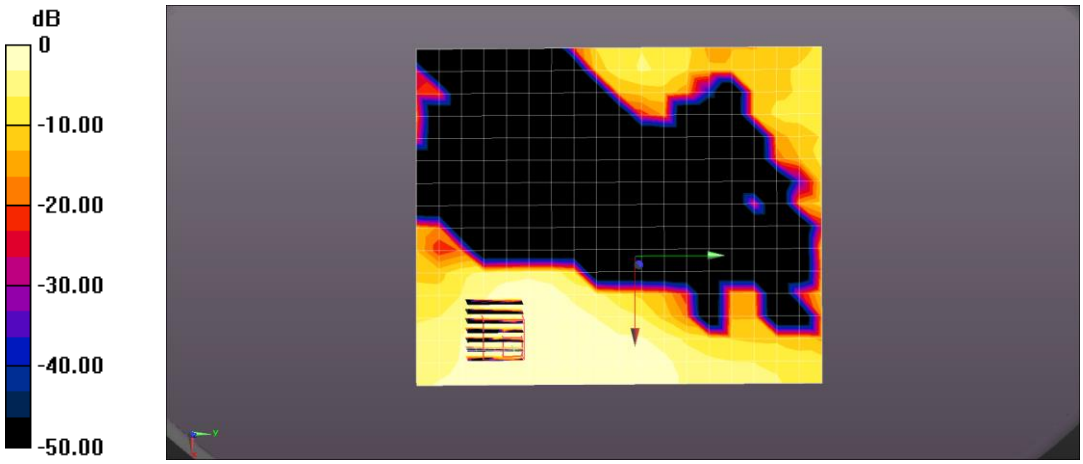

0 dB = 0.0330 W/kg = -14.81 dBW/kg

The report shall not be (partly) reproduced except in full without approval of the laboratory.

EUT Type: Telematics
Ambient Temperature: 21.8 °C
Liquid Temperature: 21.7 °C
Test Date: 07/01/2025
Band: LTE TDD Band 42 SAR_MIMO2 Ant.
Distance 45 mm
Plot No.: B23

Communication System: UID 10435 - AAG, LTE-TDD (SC-FDMA, 1 RB, 20 MHz, QPSK, UL Subframe=2,3,4,7,8,9); Frequency: 3540 MHz;Duty Cycle: 1:6.05899
Medium parameters used (interpolated): f = 3540 MHz; σ = 2.893 S/m; ε_r = 38.803; ρ = 1000 kg/m^3
Phantom section: Flat Section

DASY5 Configuration:

- Probe: EX3DV4 - SN7702; ConvF(7.08, 7.39, 6.72) @ 3540 MHz; Calibrated: 2025-01-21
- Sensor-Surface: 1.4mm (Mechanical Surface Detection)
- Electronics: DAE4 Sn1720; Calibrated: 2025-04-23
- Phantom: Flat Phantom ELI4.0; Type: QDOVA001BA; Serial: SN:XXXX
- Measurement SW: DASY52, Version 52.10 (4); SEMCAD X Version 14.6.14 (7501)

LTE Band 42 Body Rear QPSK 20MHz 1RB 99offset 42990ch/Area Scan (17x18x1): Measurement grid: dx=12mm, dy=12mm
Maximum value of SAR (measured) = 0.0271 W/kg

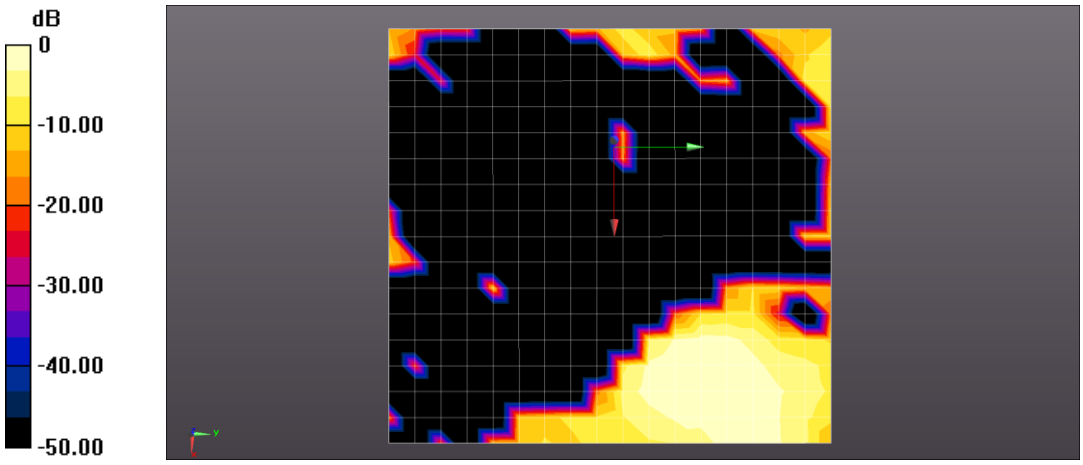

0 dB = 0.0271 W/kg = -15.67 dBW/kg

The report shall not be (partly) reproduced except in full without approval of the laboratory.

EUT Type:	**Telematics**
Ambient Temperature:	**21.1 °C**
Liquid Temperature:	**21.0 °C**
Test Date:	**06/30/2025**
Band:	**NR FDD Band n7 SAR_MIMO1 Ant.**
Distance	**45 mm**
Plot No.:	**B24**

Communication System: UID 10943 - AAD, 5G NR (DFT-s-OFDM, 50% RB, 50 MHz, QPSK, 15 kHz);
Frequency: 2535 MHz;Duty Cycle: 1:3.9355
Medium parameters used (interpolated): f = 2535 MHz; σ = 1.958 S/m; ε_r = 39.045; ρ = 1000 kg/m^3
Phantom section: Flat Section

DASY5 Configuration:

- Probe: EX3DV4 - SN7702; ConvF(7.54, 7.86, 7.15) @ 2535 MHz; Calibrated: 2025-01-21
- Sensor-Surface: 1.4mm (Mechanical Surface Detection)
- Electronics: DAE4 Sn1720; Calibrated: 2025-04-23
- Phantom: Flat Phantom ELI4.0; Type: QDOVA001BA; Serial: SN:XXXX
- Measurement SW: DASY52, Version 52.10 (4); SEMCAD X Version 14.6.13 (7474)

NR Band n7 Body Rear DFT-s QPSK 50MHz 135RB 67offset 507000ch/Area Scan (16x19x1):
Measurement grid: dx=12mm, dy=12mm
Maximum value of SAR (measured) = 0.0178 W/kg

NR Band n7 Body Rear DFT-s QPSK 50MHz 135RB 67offset 507000ch/Zoom Scan (7x7x7)/Cube 0:
Measurement grid: dx=5mm, dy=5mm, dz=5mm
Reference Value = 0 V/m; Power Drift = 0.00 dB
Peak SAR (extrapolated) = 0.0240 W/kg
SAR(1 g) = 0.00977 W/kg; SAR(10 g) = 0.00454 W/kg
Maximum value of SAR (measured) = 0.0177 W/kg

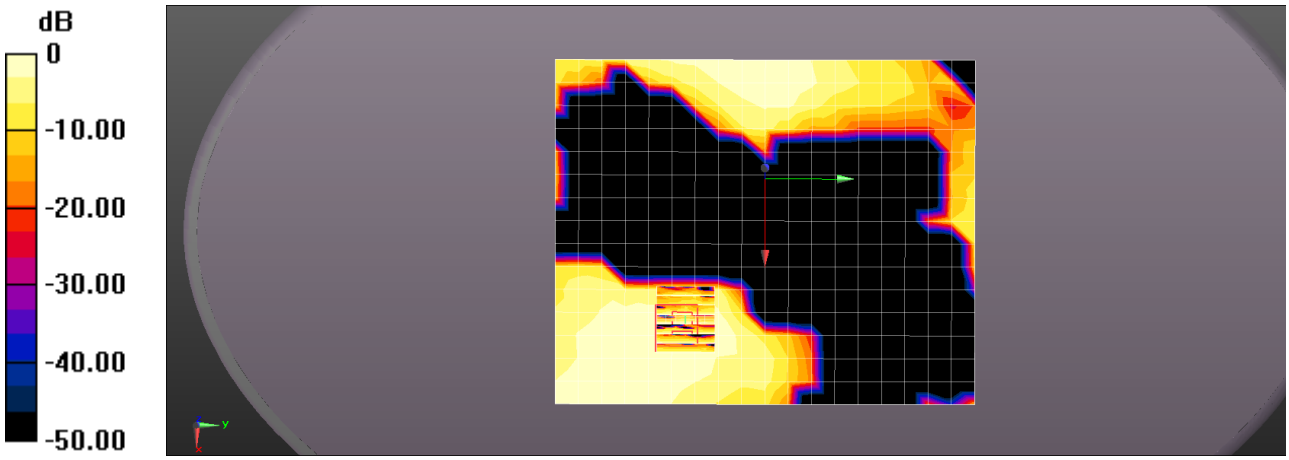

0 dB = 0.0177 W/kg = -17.52 dBW/kg

The report shall not be (partly) reproduced except in full without approval of the laboratory.

EUT Type:	**Telematics**
Ambient Temperature:	**21.1 °C**
Liquid Temperature:	**21.0 °C**
Test Date:	**06/30/2025**
Band:	**NR FDD Band n7 SAR_BUA Ant.**
Distance	**22 mm**
Plot No.:	**B25**

Communication System: UID 10943 - AAD, 5G NR (DFT-s-OFDM, 50% RB, 50 MHz, QPSK, 15 kHz);
Frequency: 2535 MHz;Duty Cycle: 1:3.9355
Medium parameters used (interpolated): f = 2535 MHz; σ = 1.958 S/m; ε_r = 39.045; ρ = 1000 kg/m^3
Phantom section: Flat Section

DASY5 Configuration:

- Probe: EX3DV4 - SN7702; ConvF(7.54, 7.86, 7.15) @ 2535 MHz; Calibrated: 2025-01-21
- Sensor-Surface: 1.4mm (Mechanical Surface Detection)
- Electronics: DAE4 Sn1720; Calibrated: 2025-04-23
- Phantom: Flat Phantom ELI4.0; Type: QDOVA001BA; Serial: SN:XXXX
- Measurement SW: DASY52, Version 52.10 (4); SEMCAD X Version 14.6.14 (7501)

NR Band n7 Body Rear DFT-s QPSK 50MHz 135RB 67offset 507000ch/Area Scan (16x19x1):
Measurement grid: dx=12mm, dy=12mm
Maximum value of SAR (measured) = 0.915 W/kg

NR Band n7 Body Rear DFT-s QPSK 50MHz 135RB 67offset 507000ch/Zoom Scan (7x7x7)/Cube 0:
Measurement grid: dx=5mm, dy=5mm, dz=5mm
Reference Value = 8.053 V/m; Power Drift = -0.05 dB
Peak SAR (extrapolated) = 1.12 W/kg
SAR(1 g) = 0.594 W/kg; SAR(10 g) = 0.305 W/kg
Maximum value of SAR (measured) = 0.926 W/kg

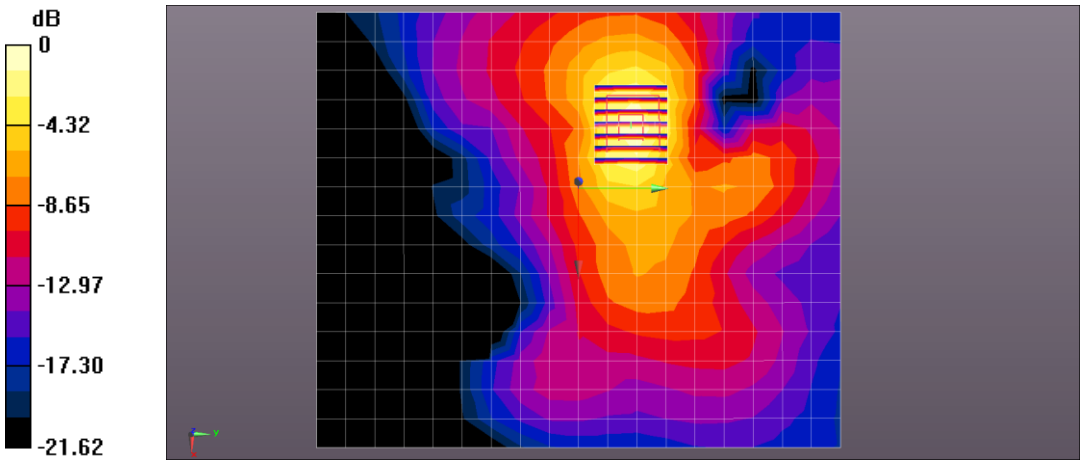

0 dB = 0.926 W/kg = -0.33 dBW/kg

The report shall not be (partly) reproduced except in full without approval of the laboratory.

EUT Type: Telematics
Ambient Temperature: 21.1 °C
Liquid Temperature: 21.0 °C
Test Date: 06/30/2025
Band: NR TDD Band n41 SAR_MIMO1 Ant.
Distance 45 mm
Plot No.: B26

Communication System: UID 10866 - AAF, 5G NR (DFT-s-OFDM, 1 RB, 100 MHz, QPSK, 30 kHz);
Frequency: 2593 MHz;Duty Cycle: 1:3.69913
Medium parameters used (interpolated): f = 2593 MHz; σ = 2.02 S/m; ε_r = 38.905; ρ = 1000 kg/m^3
Phantom section: Flat Section

DASY5 Configuration:

- Probe: EX3DV4 - SN7702; ConvF(7.54, 7.86, 7.15) @ 2593 MHz; Calibrated: 2025-01-21
- Sensor-Surface: 1.4mm (Mechanical Surface Detection)
- Electronics: DAE4 Sn1720; Calibrated: 2025-04-23
- Phantom: Flat Phantom ELI4.0; Type: QDOVA001BA; Serial: SN:XXXX
- Measurement SW: DASY52, Version 52.10 (4); SEMCAD X Version 14.6.14 (7501)

NR Band n41 Body Rear DFT-s QPSK 100MHz 1RB 271offset 518598ch/Area Scan (16x19x1):
Measurement grid: dx=12mm, dy=12mm
Maximum value of SAR (measured) = 0.0133 W/kg

NR Band n41 Body Rear DFT-s QPSK 100MHz 1RB 271offset 518598ch/Zoom Scan (7x7x7)/Cube 0:
Measurement grid: dx=5mm, dy=5mm, dz=5mm
Reference Value = 0 V/m; Power Drift = 0.00 dB
Peak SAR (extrapolated) = 0.0170 W/kg
SAR(1 g) = 0.00531 W/kg; SAR(10 g) = 0.00231 W/kg
Maximum value of SAR (measured) = 0.00966 W/kg

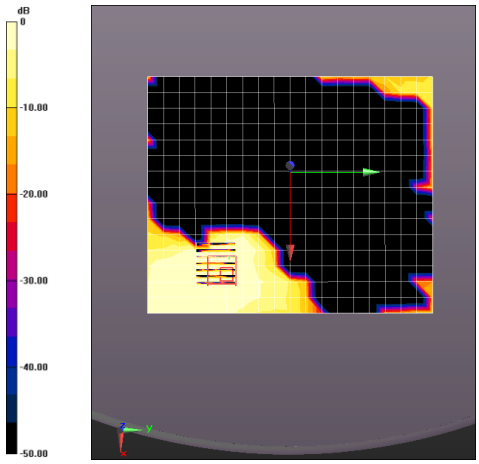

0 dB = 0.00966 W/kg = -20.15 dBW/kg

The report shall not be (partly) reproduced except in full without approval of the laboratory.

EUT Type: Telematics
Ambient Temperature: 21.1 °C
Liquid Temperature: 21.0 °C
Test Date: 06/30/2025
Band: NR TDD Band n41 SAR_BUA Ant.
Distance 22 mm
Plot No.: B27

Communication System: UID 10917 - AAD, 5G NR (DFT-s-OFDM, 50% RB, 100 MHz, QPSK, 30 kHz);
Frequency: 2593 MHz;Duty Cycle: 1:3.93007
Medium parameters used (interpolated): f = 2593 MHz; σ = 2.02 S/m; ε_r = 38.905; ρ = 1000 kg/m^3
Phantom section: Flat Section

DASY5 Configuration:

- Probe: EX3DV4 - SN7702; ConvF(7.54, 7.86, 7.15) @ 2593 MHz; Calibrated: 2025-01-21
- Sensor-Surface: 1.4mm (Mechanical Surface Detection)
- Electronics: DAE4 Sn1720; Calibrated: 2025-04-23
- Phantom: Flat Phantom ELI4.0; Type: QDOVA001BA; Serial: SN:XXXX
- Measurement SW: DASY52, Version 52.10 (4); SEMCAD X Version 14.6.14 (7501)

NR Band n41 Body Rear DFT-s QPSK 100MHz 135RB 69offset 518598ch/Area Scan (16x19x1):
Measurement grid: dx=12mm, dy=12mm
Maximum value of SAR (measured) = 0.730 W/kg

NR Band n41 Body Rear DFT-s QPSK 100MHz 135RB 69offset 518598ch/Zoom Scan (7x7x7)/Cube 0:
Measurement grid: dx=5mm, dy=5mm, dz=5mm
Reference Value = 7.211 V/m; Power Drift = 0.02 dB
Peak SAR (extrapolated) = 0.885 W/kg
SAR(1 g) = 0.470 W/kg; SAR(10 g) = 0.246 W/kg
Maximum value of SAR (measured) = 0.730 W/kg

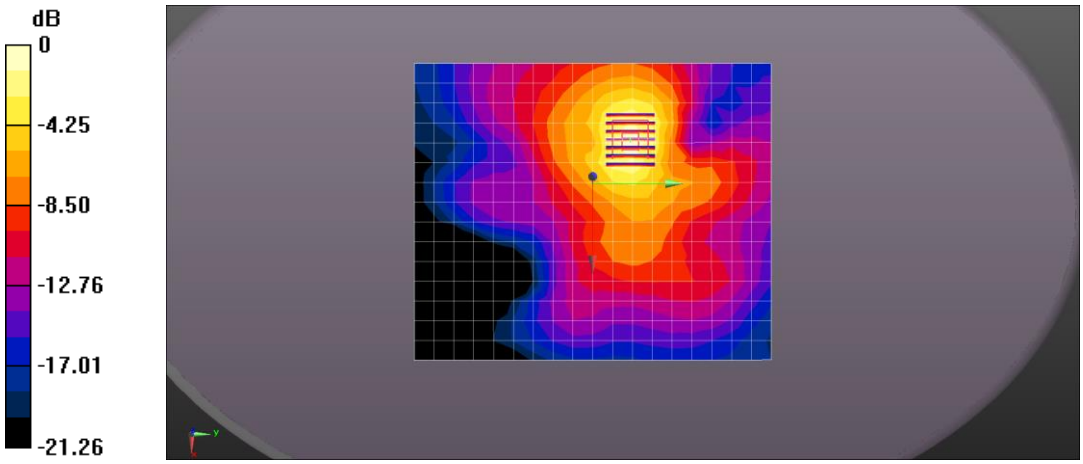

0 dB = 0.730 W/kg = -1.37 dBW/kg

The report shall not be (partly) reproduced except in full without approval of the laboratory.

EUT Type: Telematics
Ambient Temperature: 21.8 °C
Liquid Temperature: 21.7 °C
Test Date: 07/01/2025
Band: NR TDD Band n77 DoD SAR_MIMO1 Ant.
Distance 45 mm
Plot No.: B28

Communication System: UID 10866 - AAF, 5G NR (DFT-s-OFDM, 1 RB, 100 MHz, QPSK, 30 kHz);
Frequency: 3500.01 MHz;Duty Cycle: 1:3.69913
Medium parameters used (interpolated): f = 3500.01 MHz; σ = 2.855 S/m; ε_r = 38.872; ρ = 1000 kg/m^3
Phantom section: Flat Section

DASY5 Configuration:

- Probe: EX3DV4 - SN7702; ConvF(7.08, 7.39, 6.72) @ 3500.01 MHz; Calibrated: 2025-01-21
- Sensor-Surface: 1.4mm (Mechanical Surface Detection)
- Electronics: DAE4 Sn1720; Calibrated: 2025-04-23
- Phantom: Flat Phantom ELI4.0; Type: QDOVA001BA; Serial: SN:XXXX
- Measurement SW: DASY52, Version 52.10 (4); SEMCAD X Version 14.6.14 (7501)

NR Band n77 Body Rear DFT-s QPSK 100MHz 1RB 271offset 633334ch/Area Scan (16x19x1):
Measurement grid: dx=12mm, dy=12mm
Maximum value of SAR (measured) = 0.0777 W/kg

NR Band n77 Body Rear DFT-s QPSK 100MHz 1RB 271offset 633334ch/Zoom Scan (7x7x8)/Cube 0:
Measurement grid: dx=5mm, dy=5mm, dz=4mm
Reference Value = 0 V/m; Power Drift = 0.00 dB
Peak SAR (extrapolated) = 0.113 W/kg
SAR(1 g) = 0.041 W/kg; SAR(10 g) = 0.019 W/kg
Maximum value of SAR (measured) = 0.0813 W/kg

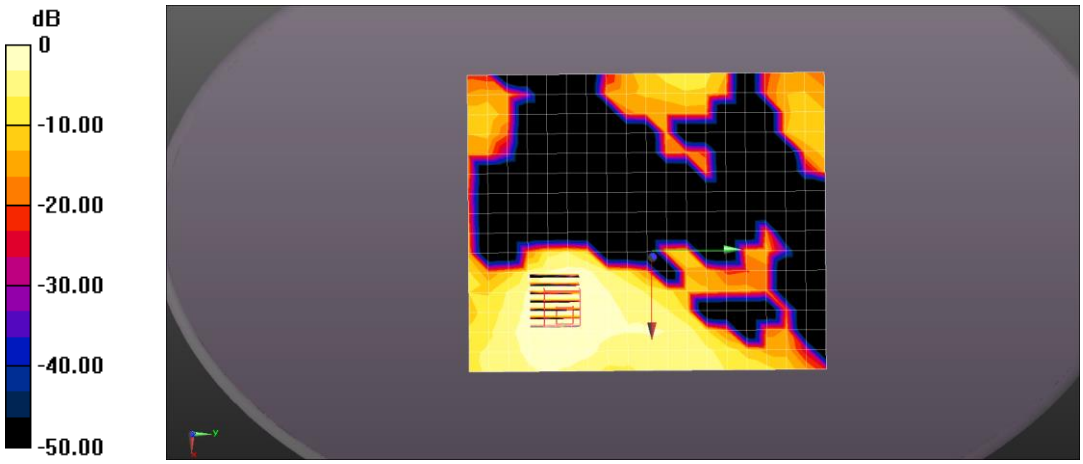

0 dB = 0.0813 W/kg = -10.90 dBW/kg

The report shall not be (partly) reproduced except in full without approval of the laboratory.

EUT Type:	**Telematics**
Ambient Temperature:	**21.8 °C**
Liquid Temperature:	**21.7 °C**
Test Date:	**07/01/2025**
Band:	**NR TDD Band n77 DoD SAR_MIMO2 Ant.**
Distance	**45 mm**
Plot No.:	**B29**

Communication System: UID 10866 - AAF, 5G NR (DFT-s-OFDM, 1 RB, 100 MHz, QPSK, 30 kHz);
Frequency: 3500.01 MHz;Duty Cycle: 1:3.69913
Medium parameters used (interpolated): f = 3500.01 MHz; σ = 2.855 S/m; ε_r = 38.872; ρ = 1000 kg/m^3
Phantom section: Flat Section

DASY5 Configuration:

- Probe: EX3DV4 - SN7702; ConvF(7.08, 7.39, 6.72) @ 3500.01 MHz; Calibrated: 2025-01-21
- Sensor-Surface: 1.4mm (Mechanical Surface Detection)
- Electronics: DAE4 Sn1720; Calibrated: 2025-04-23
- Phantom: Flat Phantom ELI4.0; Type: QDOVA001BA; Serial: SN:XXXX
- Measurement SW: DASY52, Version 52.10 (4); SEMCAD X Version 14.6.14 (7501)

NR Band n77 Body Rear DFT-s QPSK 100MHz 1RB 137offset 633334ch/Area Scan (17x18x1):
Measurement grid: dx=12mm, dy=12mm
Maximum value of SAR (measured) = 0.0386 W/kg

NR Band n77 Body Rear DFT-s QPSK 100MHz 1RB 137offset 633334ch/Zoom Scan (7x7x8)/Cube 0:
Measurement grid: dx=5mm, dy=5mm, dz=4mm
Reference Value = 0 V/m; Power Drift = 0.00 dB
Peak SAR (extrapolated) = 0.0540 W/kg
SAR(1 g) = 0.022 W/kg; SAR(10 g) = 0.00894 W/kg
Maximum value of SAR (measured) = 0.0390 W/kg



0 dB = 0.0390 W/kg = -14.09 dBW/kg

The report shall not be (partly) reproduced except in full without approval of the laboratory.

EUT Type:	**Telematics**
Ambient Temperature:	**21.8 °C**
Liquid Temperature:	**21.7 °C**
Test Date:	**07/01/2025**
Band:	**NR TDD Band n77 SAR_MIMO1 Ant.**
Distance	**45 mm**
Plot No.:	**B30**

Communication System: UID 10866 - AAF, 5G NR (DFT-s-OFDM, 1 RB, 100 MHz, QPSK, 30 kHz);
Frequency: 3750 MHz;Duty Cycle: 1:3.69913
Medium parameters used (interpolated): f = 3750 MHz; σ = 3.09 S/m; ε_r = 38.489; ρ = 1000 kg/m^3
Phantom section: Flat Section

DASY5 Configuration:

- Probe: EX3DV4 - SN7702; ConvF(6.96, 7.26, 6.6) @ 3750 MHz; Calibrated: 2025-01-21
- Sensor-Surface: 1.4mm (Mechanical Surface Detection)
- Electronics: DAE4 Sn1720; Calibrated: 2025-04-23
- Phantom: Flat Phantom ELI4.0; Type: QDOVA001BA; Serial: SN:XXXX
- Measurement SW: DASY52, Version 52.10 (4); SEMCAD X Version 14.6.14 (7501)

NR Band n77 Body Rear DFT-s QPSK 100MHz 1RB 137offset 650000ch/Area Scan (16x19x1):
Measurement grid: dx=12mm, dy=12mm
Maximum value of SAR (measured) = 0.0376 W/kg

NR Band n77 Body Rear DFT-s QPSK 100MHz 1RB 137offset 650000ch/Zoom Scan (7x7x8)/Cube 0:
Measurement grid: dx=5mm, dy=5mm, dz=4mm
Reference Value = 0 V/m; Power Drift = 0.00 dB
Peak SAR (extrapolated) = 0.0520 W/kg
SAR(1 g) = 0.015 W/kg; SAR(10 g) = 0.00569 W/kg
Maximum value of SAR (measured) = 0.0328 W/kg

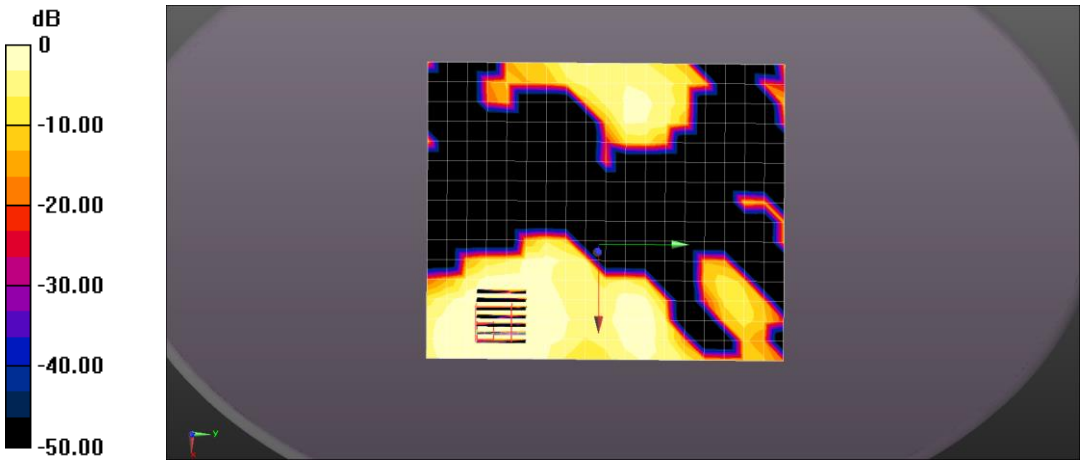

0 dB = 0.0328 W/kg = -14.84 dBW/kg

The report shall not be (partly) reproduced except in full without approval of the laboratory.

EUT Type:	**Telematics**
Ambient Temperature:	**21.8 °C**
Liquid Temperature:	**21.7 °C**
Test Date:	**07/01/2025**
Band:	**NR TDD Band n77 SAR_MIMO2 Ant.**
Distance	**45 mm**
Plot No.:	**B31**

Communication System: UID 10866 - AAF, 5G NR (DFT-s-OFDM, 1 RB, 100 MHz, QPSK, 30 kHz);
Frequency: 3750 MHz;Duty Cycle: 1:3.69913
Medium parameters used (interpolated): f = 3750 MHz; σ = 3.09 S/m; ε_r = 38.489; ρ = 1000 kg/m^3
Phantom section: Flat Section

DASY5 Configuration:

- Probe: EX3DV4 - SN7702; ConvF(6.96, 7.26, 6.6) @ 3750 MHz; Calibrated: 2025-01-21
- Sensor-Surface: 1.4mm (Mechanical Surface Detection)
- Electronics: DAE4 Sn1720; Calibrated: 2025-04-23
- Phantom: Flat Phantom ELI4.0; Type: QDOVA001BA; Serial: SN:XXXX
- Measurement SW: DASY52, Version 52.10 (4); SEMCAD X Version 14.6.14 (7501)

NR Band n77 Body Rear DFT-s QPSK 100MHz 1RB 271offset 650000ch/Area Scan (16x19x1):
Measurement grid: dx=12mm, dy=12mm
Maximum value of SAR (measured) = 0.0185 W/kg



0 dB = 0.0185 W/kg = -17.33 dBW/kg

The report shall not be (partly) reproduced except in full without approval of the laboratory.

Appendix C. Dipole Verification Plots

The report shall not be (partly) reproduced except in full without approval of the laboratory.

Test Laboratory: HCT CO., LTD
Input Power: 0.05 W
Liquid Temperature: 20.6 °C
Test Date: 06/26/2025

Communication System: UID 0, CW (0); Frequency: 750 MHz;Duty Cycle: 1:1
Medium parameters used (interpolated): f = 750 MHz; σ = 0.872 S/m; ε_r = 43.425; ρ = 1000 kg/m^3
Phantom section: Flat Section

DASY5 Configuration:

- Probe: EX3DV4 - SN7702; ConvF(9.77, 10.19, 9.27) @ 750 MHz; Calibrated: 2025-01-21
- Sensor-Surface: 1.4mm (Mechanical Surface Detection)
- Electronics: DAE4 Sn1720; Calibrated: 2025-04-23
- Phantom: Flat Phantom ELI4.0; Type: QDOVA001BA; Serial: SN:XXXX
- Measurement SW: DASY52, Version 52.10 (4); SEMCAD X Version 14.6.14 (7501)

750MHz Head Verification/Area Scan (7x15x1): Measurement grid: dx=15mm, dy=15mm
Maximum value of SAR (measured) = 0.516 W/kg

750MHz Head Verification/Zoom Scan (5x5x7)/Cube 0: Measurement grid: dx=8mm, dy=8mm, dz=5mm
Reference Value = 26.48 V/m; Power Drift = -0.18 dB
Peak SAR (extrapolated) = 0.580 W/kg
SAR(1 g) = 0.410 W/kg; SAR(10 g) = 0.273 W/kg
Maximum value of SAR (measured) = 0.529 W/kg

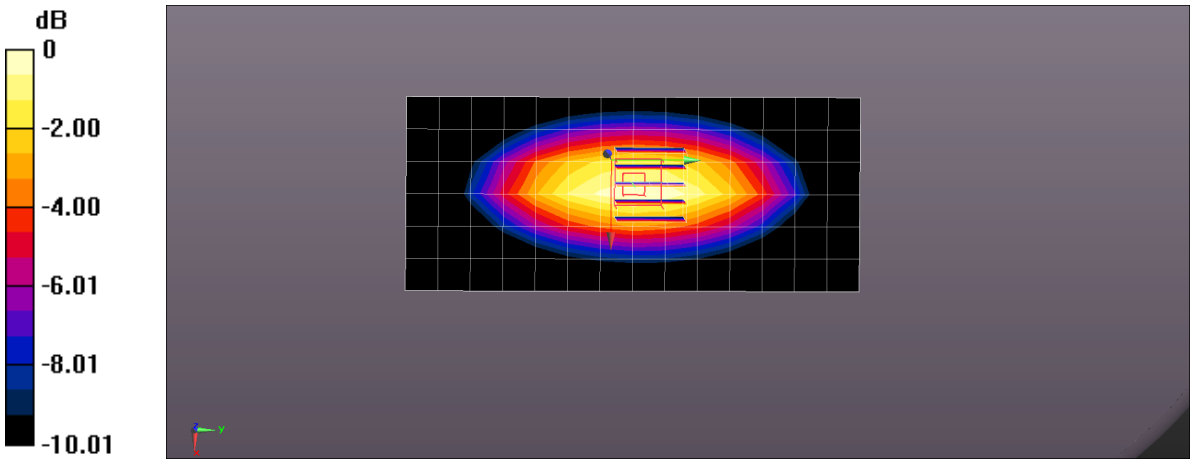

0 dB = 0.529 W/kg = -2.77 dBW/kg

The report shall not be (partly) reproduced except in full without approval of the laboratory.

Test Laboratory: HCT CO., LTD
Input Power: 0.05 W
Liquid Temperature: 21.3 °C
Test Date: 06/27/2025

Communication System: UID 0, CW (0); Frequency: 835 MHz;Duty Cycle: 1:1
Medium parameters used (interpolated): f = 835 MHz; σ = 0.902 S/m; ε_r = 40.301; ρ = 1000 kg/m^3
Phantom section: Flat Section

DASY5 Configuration:

- Probe: EX3DV4 - SN7702; ConvF(9.86, 10.28, 9.35) @ 835 MHz; Calibrated: 2025-01-21
- Sensor-Surface: 1.4mm (Mechanical Surface Detection)
- Electronics: DAE4 Sn1720; Calibrated: 2025-04-23
- Phantom: Flat Phantom ELI4.0; Type: QDOVA001BA; Serial: SN:XXXX
- Measurement SW: DASY52, Version 52.10 (4); SEMCAD X Version 14.6.14 (7501)

835MHz Head Verification/Area Scan (7x15x1): Measurement grid: dx=15mm, dy=15mm
Maximum value of SAR (measured) = 0.618 W/kg

835MHz Head Verification/Zoom Scan (5x5x7)/Cube 0: Measurement grid: dx=8mm, dy=8mm, dz=5mm
Reference Value = 28.23 V/m; Power Drift = -0.07 dB
Peak SAR (extrapolated) = 0.698 W/kg
SAR(1 g) = 0.482 W/kg; SAR(10 g) = 0.320 W/kg
Maximum value of SAR (measured) = 0.629 W/kg

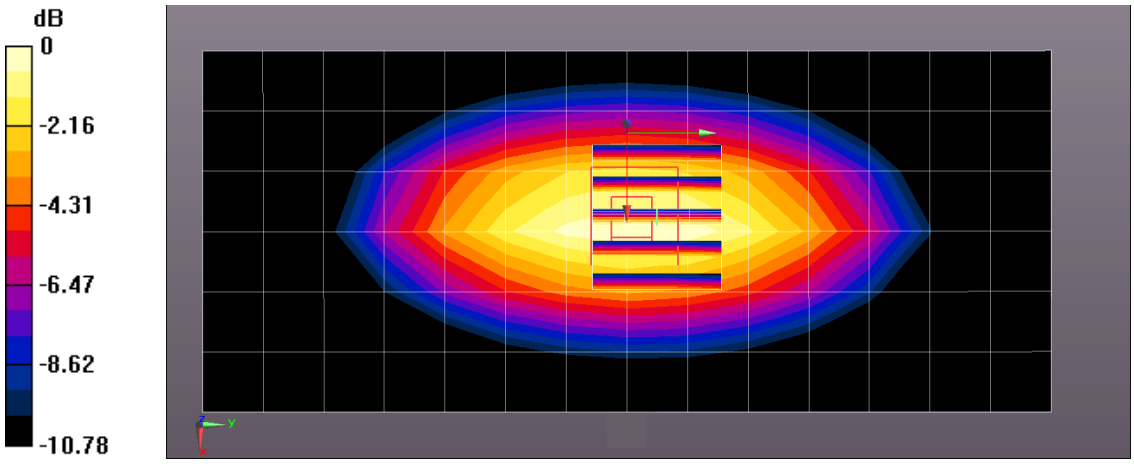

0 dB = 0.629 W/kg = -2.01 dBW/kg

The report shall not be (partly) reproduced except in full without approval of the laboratory.

Test Laboratory: HCT CO., LTD
Input Power: 0.05 W
Liquid Temperature: 21.5 °C
Test Date: 06/24/2025

Communication System: UID 0, CW (0); Frequency: 1800 MHz;Duty Cycle: 1:1
Medium parameters used (interpolated): f = 1800 MHz; σ = 1.366 S/m; ε_r = 40.382; ρ = 1000 kg/m^3
Phantom section: Flat Section

DASY5 Configuration:

- Probe: EX3DV4 - SN7702; ConvF(8.3, 8.66, 7.87) @ 1800 MHz; Calibrated: 2025-01-21
- Sensor-Surface: 1.4mm (Mechanical Surface Detection)
- Electronics: DAE4 Sn1720; Calibrated: 2025-04-23
- Phantom: Flat Phantom ELI4.0; Type: QDOVA001BA; Serial: SN:XXXX
- Measurement SW: DASY52, Version 52.10 (4); SEMCAD X Version 14.6.14 (7501)

1800MHz Head Verification/Area Scan (7x11x1): Measurement grid: dx=15mm, dy=15mm
Maximum value of SAR (measured) = 2.73 W/kg

1800MHz Head Verification/Zoom Scan (5x5x7)/Cube 0: Measurement grid: dx=8mm, dy=8mm, dz=5mm
Reference Value = 47.80 V/m; Power Drift = 0.03 dB
Peak SAR (extrapolated) = 3.26 W/kg
SAR(1 g) = 1.88 W/kg; SAR(10 g) = 0.994 W/kg
Maximum value of SAR (measured) = 2.79 W/kg

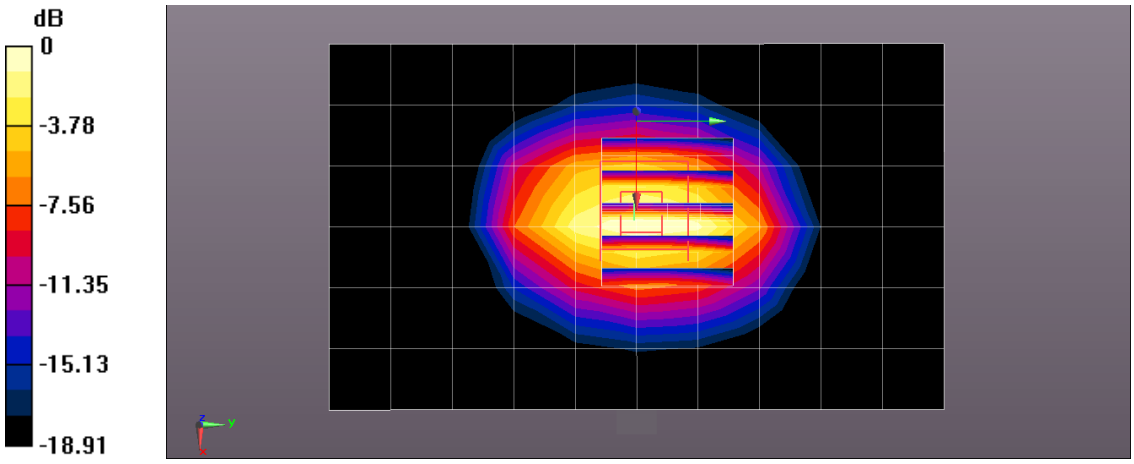

0 dB = 2.79 W/kg = 4.46 dBW/kg

The report shall not be (partly) reproduced except in full without approval of the laboratory.

Test Laboratory: HCT CO., LTD
Input Power: 0.05 W
Liquid Temperature: 20.5 °C
Test Date: 06/25/2025

Communication System: UID 0, CW (0); Frequency: 1900 MHz;Duty Cycle: 1:1
Medium parameters used (interpolated): f = 1900 MHz; σ = 1.4 S/m; ε_r = 40.172; ρ = 1000 kg/m^3
Phantom section: Flat Section

DASY5 Configuration:

- Probe: EX3DV4 - SN7702; ConvF(8.01, 8.36, 7.6) @ 1900 MHz; Calibrated: 2025-01-21
- Sensor-Surface: 1.4mm (Mechanical Surface Detection)
- Electronics: DAE4 Sn1720; Calibrated: 2025-04-23
- Phantom: Flat Phantom ELI4.0; Type: QDOVA001BA; Serial: SN:XXXX
- Measurement SW: DASY52, Version 52.10 (4); SEMCAD X Version 14.6.14 (7501)

1900MHz Head Verification/Area Scan (7x11x1): Measurement grid: dx=15mm, dy=15mm
Maximum value of SAR (measured) = 2.90 W/kg

1900MHz Head Verification/Zoom Scan (5x5x7)/Cube 0: Measurement grid: dx=8mm, dy=8mm, dz=5mm
Reference Value = 49.13 V/m; Power Drift = -0.10 dB
Peak SAR (extrapolated) = 3.41 W/kg
SAR(1 g) = 1.91 W/kg; SAR(10 g) = 0.993 W/kg
Maximum value of SAR (measured) = 2.92 W/kg

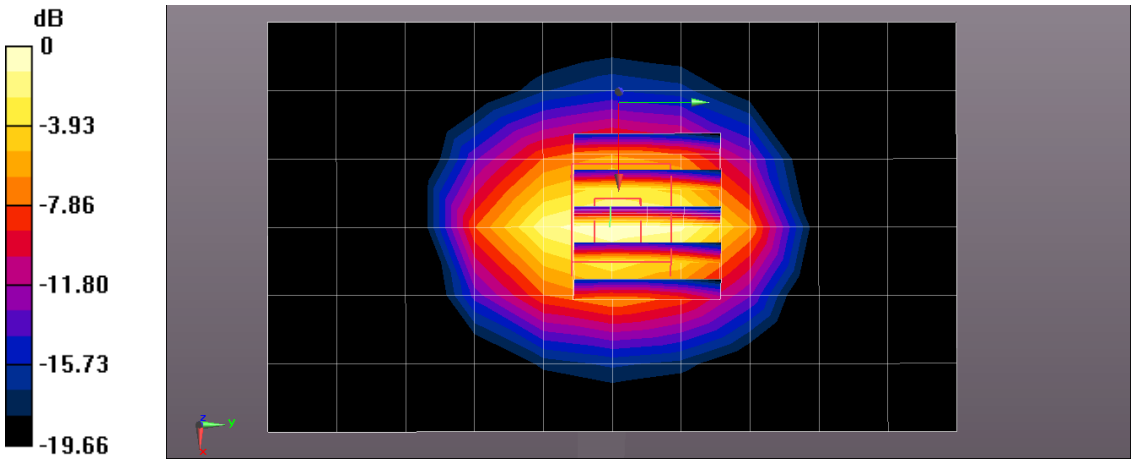

0 dB = 2.92 W/kg = 4.65 dBW/kg

The report shall not be (partly) reproduced except in full without approval of the laboratory.

Test Laboratory: HCT CO., LTD
Input Power: 0.05 W
Liquid Temperature: 21.0 °C
Test Date: 06/30/2025

Communication System: UID 0, CW (0); Frequency: 2600 MHz;Duty Cycle: 1:1
Medium parameters used (interpolated): f = 2600 MHz; σ = 2.026 S/m; ε_r = 38.879; ρ = 1000 kg/m^3
Phantom section: Flat Section

DASY5 Configuration:

- Probe: EX3DV4 - SN7702; ConvF(7.54, 7.86, 7.15) @ 2600 MHz; Calibrated: 2025-01-21
- Sensor-Surface: 1.4mm (Mechanical Surface Detection)
- Electronics: DAE4 Sn1720; Calibrated: 2025-04-23
- Phantom: Flat Phantom ELI4.0; Type: QDOVA001BA; Serial: SN:XXXX
- Measurement SW: DASY52, Version 52.10 (4); SEMCAD X Version 14.6.14 (7501)

2600MHz Head Verification/Area Scan (7x7x1): Measurement grid: dx=15mm, dy=15mm
Maximum value of SAR (measured) = 4.62 W/kg

2600MHz Head Verification/Zoom Scan (5x5x7)/Cube 0: Measurement grid: dx=8mm, dy=8mm, dz=5mm
Reference Value = 50.82 V/m; Power Drift = 0.14 dB
Peak SAR (extrapolated) = 6.05 W/kg
SAR(1 g) = 2.99 W/kg; SAR(10 g) = 1.35 W/kg
Maximum value of SAR (measured) = 5.00 W/kg

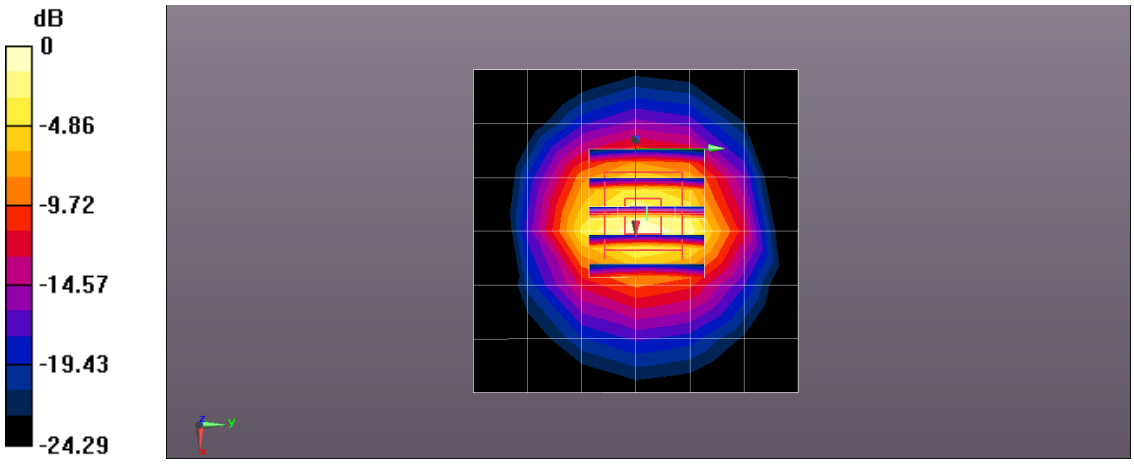

0 dB = 5.00 W/kg = 6.99 dBW/kg

The report shall not be (partly) reproduced except in full without approval of the laboratory.

Test Laboratory: HCT CO., LTD
Input Power: 0.05 W
Liquid Temperature: 20.9 °C
Test Date: 07/09/2025

Communication System: UID 0, CW (0); Frequency: 2600 MHz;Duty Cycle: 1:1
Medium parameters used (interpolated): f = 2600 MHz; σ = 1.989 S/m; ε_r = 40.424; ρ = 1000 kg/m^3
Phantom section: Flat Section

DASY5 Configuration:

- Probe: EX3DV4 - SN3797; ConvF(7.4, 7.15, 7.13) @ 2600 MHz; Calibrated: 2025-01-21
- Sensor-Surface: 1.4mm (Mechanical Surface Detection)
- Electronics: DAE4 Sn1417; Calibrated: 2025-02-18
- Phantom: ELI V6.0 (20deg probe tilt); Type: QD OVA 003 AA; Serial: xxxx
- Measurement SW: DASY52, Version 52.10 (4); SEMCAD X Version 14.6.14 (7501)

2600MHz Head Verification/Area Scan (7x9x1): Measurement grid: dx=12mm, dy=12mm
Maximum value of SAR (measured) = 4.81 W/kg

2600MHz Head Verification/Zoom Scan (7x7x7)/Cube 0: Measurement grid: dx=5mm, dy=5mm, dz=5mm
Reference Value = 52.85 V/m; Power Drift = 0.03 dB
Peak SAR (extrapolated) = 6.48 W/kg
SAR(1 g) = 2.84 W/kg; SAR(10 g) = 1.26 W/kg
Maximum value of SAR (measured) = 4.96 W/kg

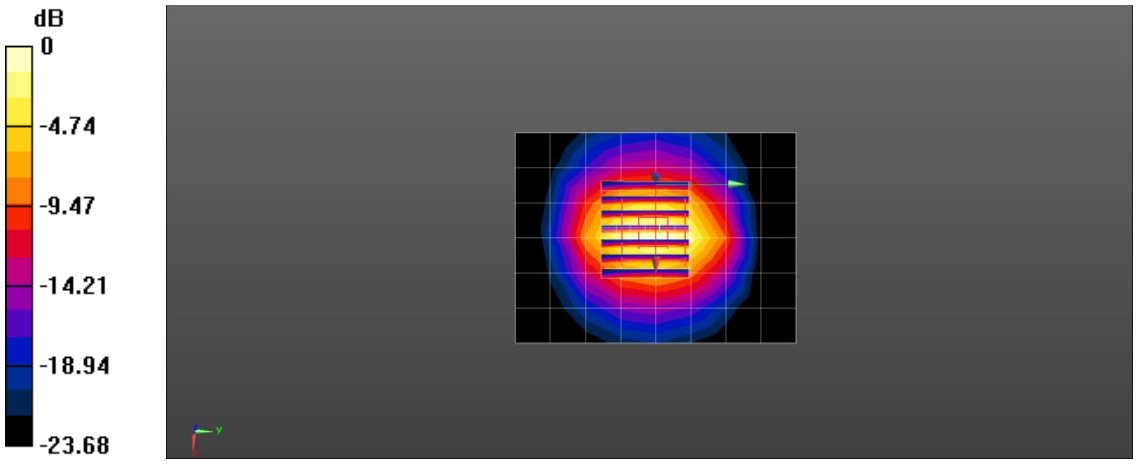

0 dB = 4.96 W/kg = 6.95 dBW/kg

The report shall not be (partly) reproduced except in full without approval of the laboratory.

Test Laboratory: HCT CO., LTD
Input Power: 0.05 W
Liquid Temperature: 21.7 °C
Test Date: 07/01/2025

Communication System: UID 0, CW (0); Frequency: 3500 MHz;Duty Cycle: 1:1
Medium parameters used (interpolated): f = 3500 MHz; σ = 2.855 S/m; ε_r = 38.872; ρ = 1000 kg/m^3
Phantom section: Flat Section

DASY5 Configuration:

- Probe: EX3DV4 - SN7702; ConvF(7.08, 7.39, 6.72) @ 3500 MHz; Calibrated: 2025-01-21
- Sensor-Surface: 1.4mm (Mechanical Surface Detection)
- Electronics: DAE4 Sn1720; Calibrated: 2025-04-23
- Phantom: Flat Phantom ELI4.0; Type: QDOVA001BA; Serial: SN:XXXX
- Measurement SW: DASY52, Version 52.10 (4); SEMCAD X Version 14.6.14 (7501)

3500MHz Head Verification/Area Scan (7x8x1): Measurement grid: dx=12mm, dy=12mm
Maximum value of SAR (measured) = 5.22 W/kg

3500MHz Head Verification/Zoom Scan (7x7x8)/Cube 0: Measurement grid: dx=5mm, dy=5mm, dz=4mm
Reference Value = 47.20 V/m; Power Drift = 0.19 dB
Peak SAR (extrapolated) = 9.01 W/kg
SAR(1 g) = 3.41 W/kg; SAR(10 g) = 1.29 W/kg
Maximum value of SAR (measured) = 6.76 W/kg

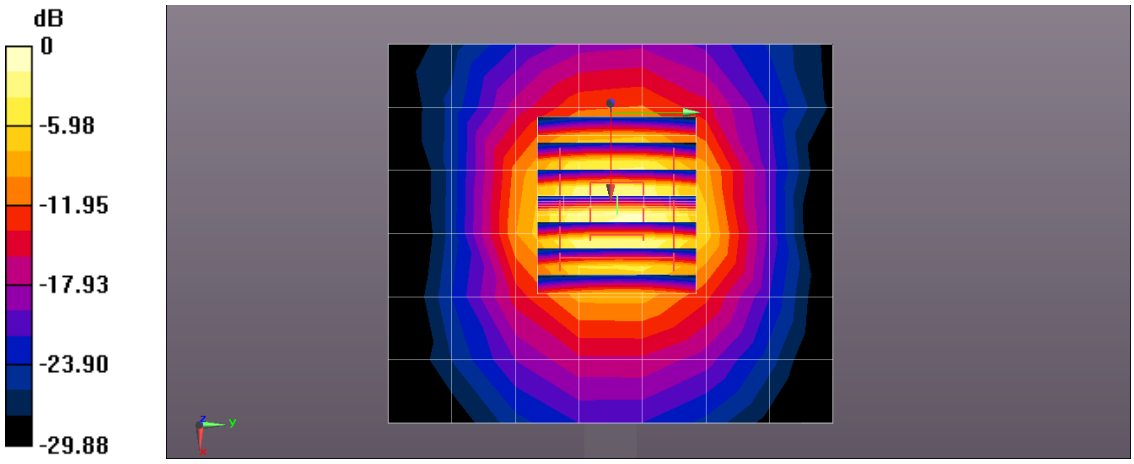

0 dB = 6.76 W/kg = 8.30 dBW/kg

The report shall not be (partly) reproduced except in full without approval of the laboratory.

Test Laboratory: HCT CO., LTD
Input Power: 0.05 W
Liquid Temperature: 21.7 °C
Test Date: 07/01/2025

Communication System: UID 0, CW (0); Frequency: 3700 MHz;Duty Cycle: 1:1
Medium parameters used (interpolated): f = 3700 MHz; σ = 3.042 S/m; ε_r = 38.554; ρ = 1000 kg/m^3
Phantom section: Flat Section

DASY5 Configuration:

- Probe: EX3DV4 - SN7702; ConvF(6.96, 7.26, 6.6) @ 3700 MHz; Calibrated: 2025-01-21
- Sensor-Surface: 1.4mm (Mechanical Surface Detection)
- Electronics: DAE4 Sn1720; Calibrated: 2025-04-23
- Phantom: Flat Phantom ELI4.0; Type: QDOVA001BA; Serial: SN:XXXX
- Measurement SW: DASY52, Version 52.10 (4); SEMCAD X Version 14.6.14 (7501)

3700MHz Head Verification/Area Scan (7x8x1): Measurement grid: dx=12mm, dy=12mm
Maximum value of SAR (measured) = 5.38 W/kg

3700MHz Head Verification/Zoom Scan (7x7x8)/Cube 0: Measurement grid: dx=5mm, dy=5mm, dz=4mm
Reference Value = 47.65 V/m; Power Drift = 0.15 dB
Peak SAR (extrapolated) = 8.93 W/kg
SAR(1 g) = 3.32 W/kg; SAR(10 g) = 1.23 W/kg
Maximum value of SAR (measured) = 6.60 W/kg

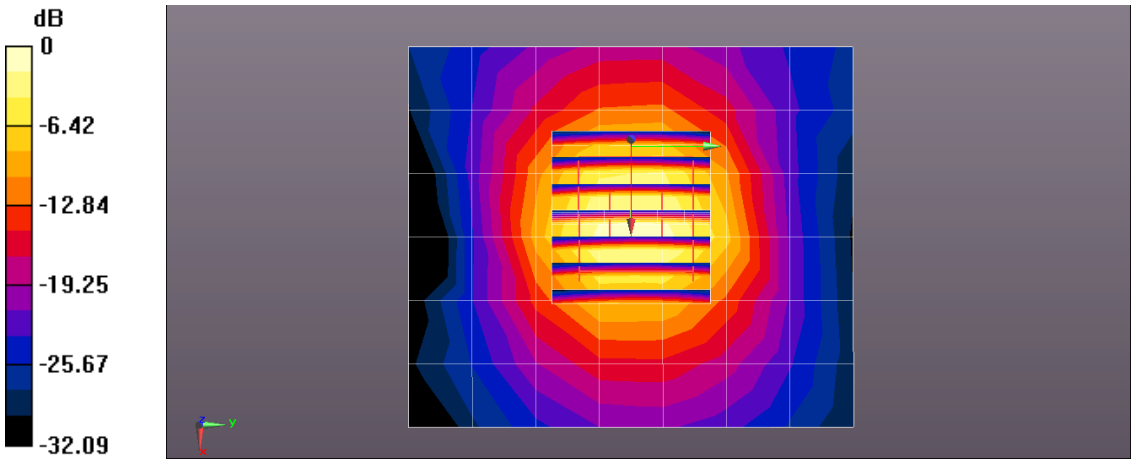

0 dB = 6.60 W/kg = 8.20 dBW/kg

The report shall not be (partly) reproduced except in full without approval of the laboratory.

Test Laboratory: HCT CO., LTD
Input Power: 0.05 W
Liquid Temperature: 21.7 °C
Test Date: 07/01/2025

Communication System: UID 0, CW (0); Frequency: 3900 MHz;Duty Cycle: 1:1
Medium parameters used (interpolated): f = 3900 MHz; σ = 3.231 S/m; ε_r = 38.283; ρ = 1000 kg/m^3
Phantom section: Flat Section

DASY5 Configuration:

- Probe: EX3DV4 - SN7702; ConvF(6.67, 6.96, 6.33) @ 3900 MHz; Calibrated: 2025-01-21
- Sensor-Surface: 1.4mm (Mechanical Surface Detection)
- Electronics: DAE4 Sn1720; Calibrated: 2025-04-23
- Phantom: Flat Phantom ELI4.0; Type: QDOVA001BA; Serial: SN:XXXX
- Measurement SW: DASY52, Version 52.10 (4); SEMCAD X Version 14.6.14 (7501)

3900MHz Head Verification/Area Scan (7x8x1): Measurement grid: dx=12mm, dy=12mm
Maximum value of SAR (measured) = 6.08 W/kg

3900MHz Head Verification/Zoom Scan (7x7x8)/Cube 0: Measurement grid: dx=5mm, dy=5mm, dz=4mm
Reference Value = 49.10 V/m; Power Drift = 0.06 dB
Peak SAR (extrapolated) = 10.3 W/kg
SAR(1 g) = 3.52 W/kg; SAR(10 g) = 1.23 W/kg
Maximum value of SAR (measured) = 7.39 W/kg

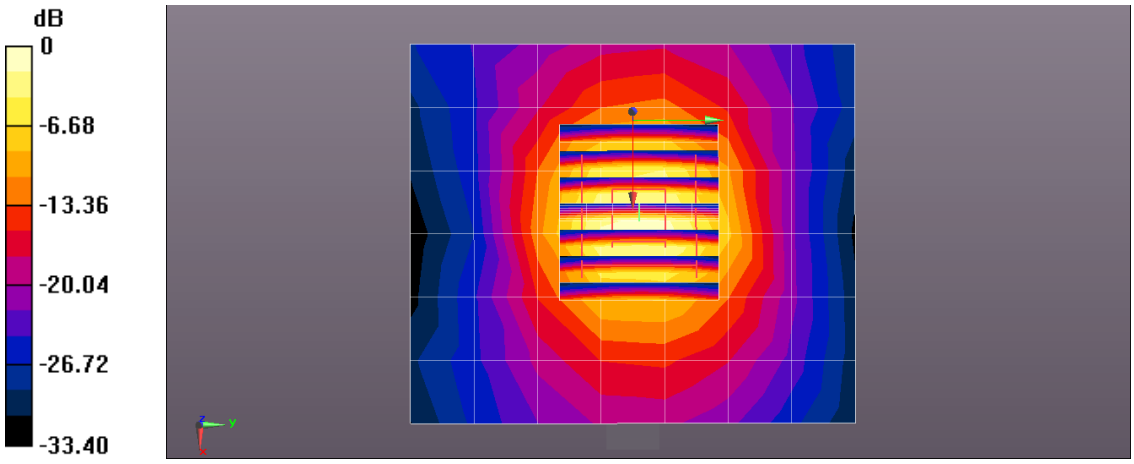

0 dB = 7.39 W/kg = 8.69 dBW/kg

The report shall not be (partly) reproduced except in full without approval of the laboratory.

Appendix D. – SAR Tissue Characterization

The brain and muscle mixtures consist of a viscous gel using hydrox-ethyl cellulose (HEC) gelling agent and saline solution (see Table 3.1). Preservation with a bacteriacide is added and visual inspection is made to make sure air bubbles are not trapped during the mixing process. The mixture is calibrated to obtain proper dielectric constant (permittivity) and conductivity of the desired tissue. The mixture characterizations used for the brain and muscle tissue simulating liquids are according to the data by C. Gabriel and G. Harts grove.

Ingredients (% by weight)	Frequency (MHz)									
	750		835		1 900		2 450 – 2 700		3500 - 5 800	
Tissue Type	Head	Body	Head	Body	Head	Body	Head	Body	Head	Body
Water	41.1	51.7	40.45	53.06	54.9	70.17	71.88	73.2	65.52	78.66
Salt (NaCl)	1.4	0.9	1.45	0.94	0.18	0.39	0.16	0.1	0.0	0.0
Sugar	57.0	47.2	57.0	44.9	0.0	0	0.0	0.0	0.0	0.0
HEC	0.2	0	1.0	1.0	0.0	0	0.0	0.0	0.0	0.0
Bactericide	0.2	0.1	0.1	0.1	0.0	0	0.0	0.0	0.0	0.0
Triton X-100	0.0	0.0	0.0	0.0	0.0	0.0	19.97	0.0	17.24	10.67
DGBE	0.0	0.0	0.0	0.0	44.92	29.44	7.99	26.7	0.0	0.0
Diethylene glycol hexyl ether	-	-	-	-	-	-	-	-	-	-

Salt:	99 % Pure Sodium Chloride	Sugar:	98 % Pure Sucrose
Water:	De-ionized, 16M resistivity	HEC:	Hydroxyethyl Cellulose
DGBE:	99 % Di (ethylene glycol) butyl ether, [2-(2-butoxyethoxy) ethanol]		
Triton X-100(ultra-pure):	Polyethylene glycol mono [4-(1,1,3,3-tetramethylbutyl) phenyl] ether		

Composition of the Tissue Equivalent Matter

The report shall not be (partly) reproduced except in full without approval of the laboratory.

Appendix E. – SAR System Validation

Per FCC KDB 865664 D02v01r02, SAR system validation status should be document to confirm measurement accuracy. The SAR systems (including SAR probes, system components and software versions) used for this device were validated against its performance specifications prior to the SAR measurements. Reference dipoles were used with the required tissue- equivalent media for system validation, according to the procedures outlined in IEEE 1528-2013 and FCC KDB 865664 D01v01r04. Since SAR probe calibrations are frequency dependent, each probe calibration point was validated at a frequency within the valid frequency range of the probe calibration point, using the system that normally operates with the probe for routine SAR measurements and according to the required tissue-equivalent media.

A tabulated summary of the system validation status including the validation date(s), measurement frequencies, SAR probes and tissue dielectric parameters has been included.

SAR System No.	Probe	Probe Type	Probe Calibration Point		Dipole	Date	Dielectric Parameters		CW Validation			Modulation Validation		
							Measured Permittivity	Measured Conductivity	Sensitivity	Probe Linearity	Probe Isotropy	MOD. Type	Duty Factor	PAR
14	7702	EX3DV4	Head	750	1014	2025-05-26	42.0	0.91	PASS	PASS	PASS	N/A	N/A	N/A
14	7702	EX3DV4	Head	835	4d165	2025-04-17	41.5	0.90	PASS	PASS	PASS	N/A	N/A	N/A
14	7702	EX3DV4	Head	835	4d165	2025-04-17	41.7	0.92	PASS	PASS	PASS	GMSK	PASS	N/A
14	7702	EX3DV4	Head	1900	5d061	2025-02-10	40.1	1.41	PASS	PASS	PASS	N/A	N/A	N/A
2	3797	EX3DV4	Head	2600	1043	2025-05-28	39.1	1.94	PASS	PASS	PASS	N/A	N/A	N/A
14	7702	EX3DV4	Head	2600	1043	2025-01-30	39.1	1.93	PASS	PASS	PASS	TDD	PASS	N/A
14	7702	EX3DV4	Head	3 500	1040	2025-01-26	37.9	2.91	PASS	PASS	PASS	TDD	PASS	N/A
14	7702	EX3DV4	Head	3 700	1105	2024-10-11	37.7	3.12	PASS	PASS	PASS	TDD	PASS	N/A
14	7702	EX3DV4	Head	3 900	1019	2025-06-13	37.5	3.32	PASS	PASS	PASS	TDD	PASS	N/A

SAR System Validation Summary

Note;

All measurement were performed using probes calibrated for CW signal only. Modulations in the table above represent test configurations for which the measurement system has been validated per FCC KDB Publication 865664 D01v01r04. SAR system were validated for modulated signals with a periodic duty cycle, such as GMSK, or with a high peak to average ratio (>5 dB), such as OFDM according to KDB 865664 D01v01r04.

The report shall not be (partly) reproduced except in full without approval of the laboratory.