Test Graphs

11A_Ant1_5180

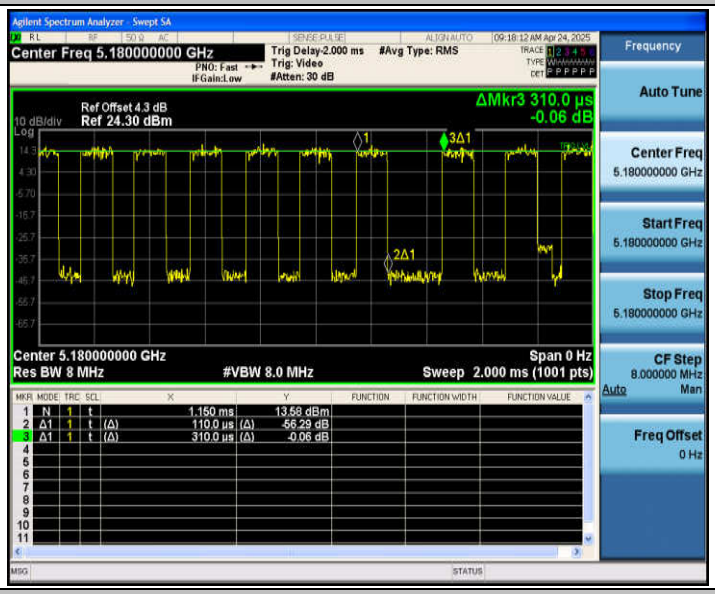

11A_Ant1_5220

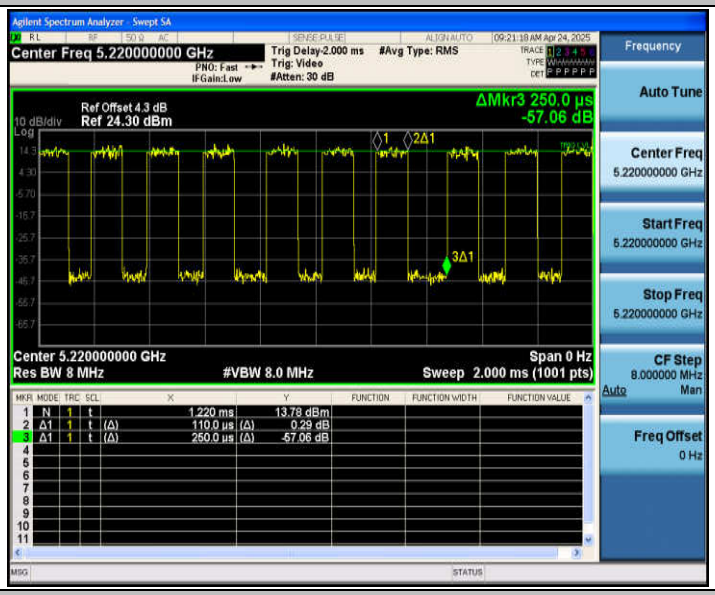

11A_Ant1_5240

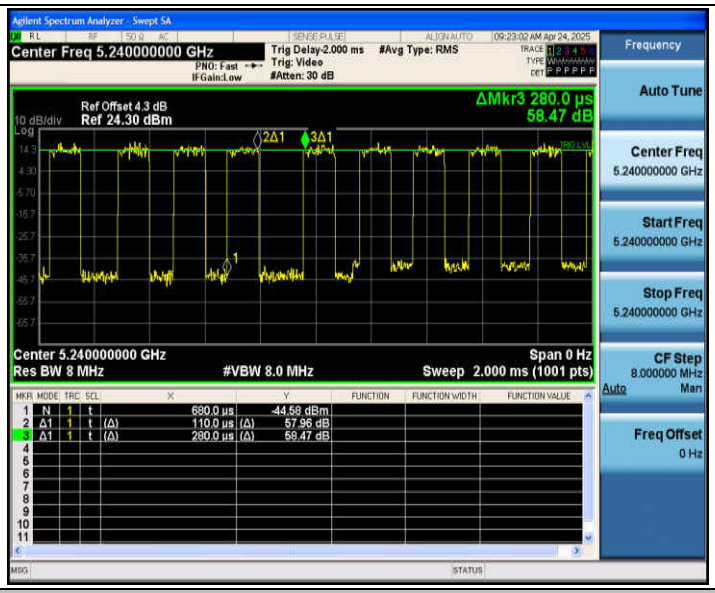

11A_Ant1_5745

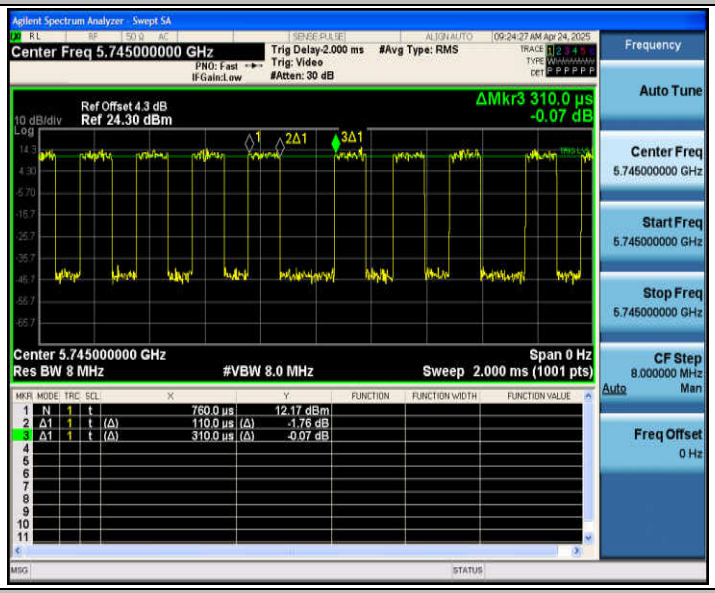

11A_Ant1_5785

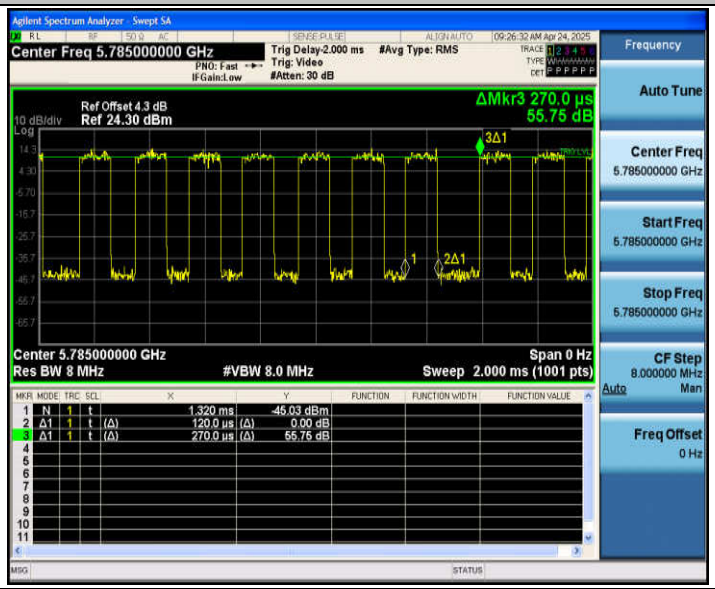

11A_Ant1_5825

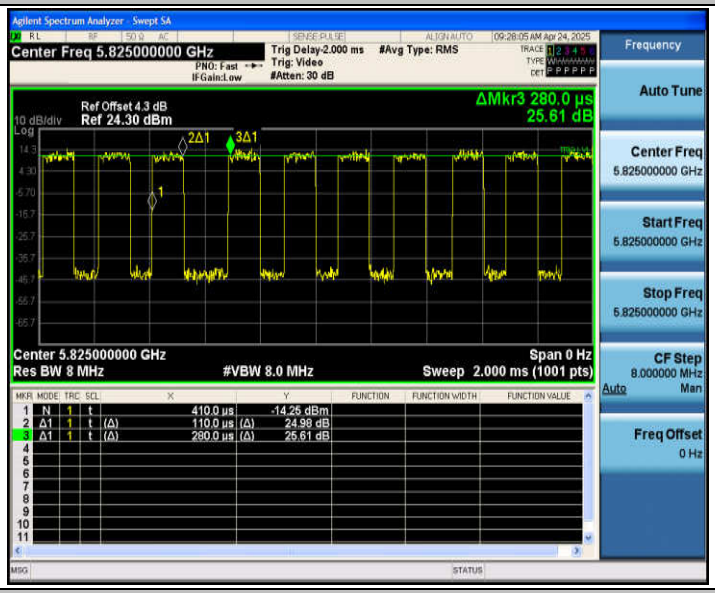

11N20SISO_Ant1_5180

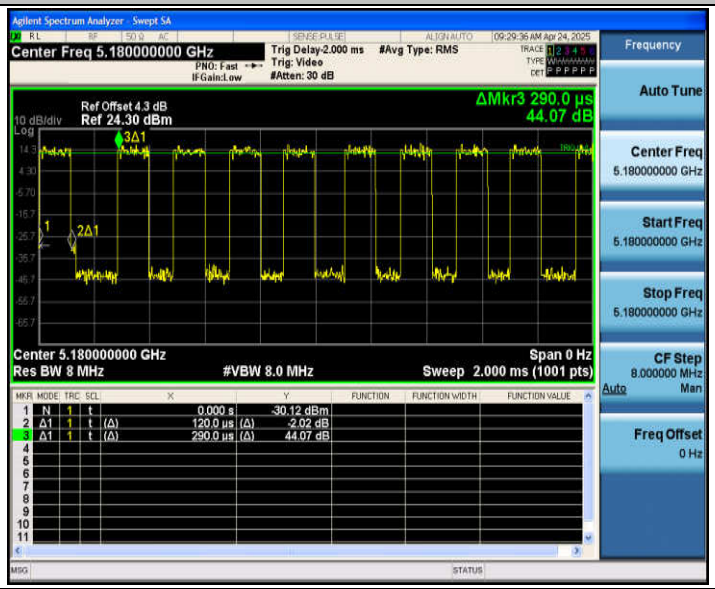

11N20SISO_Ant1_5220

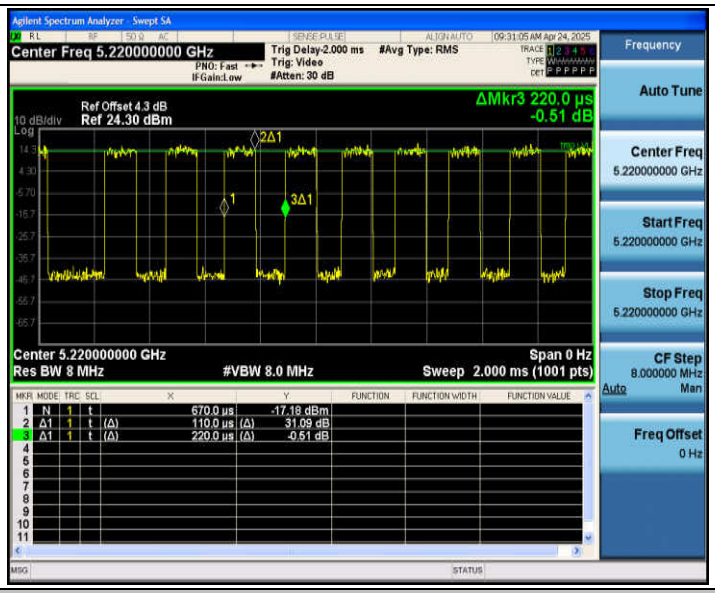

11N20SISO_Ant1_5240

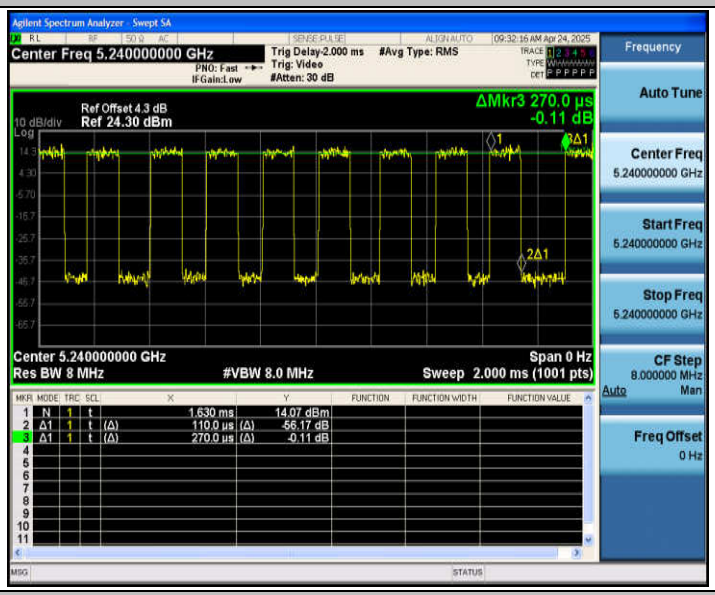

11N20SISO_Ant1_5745

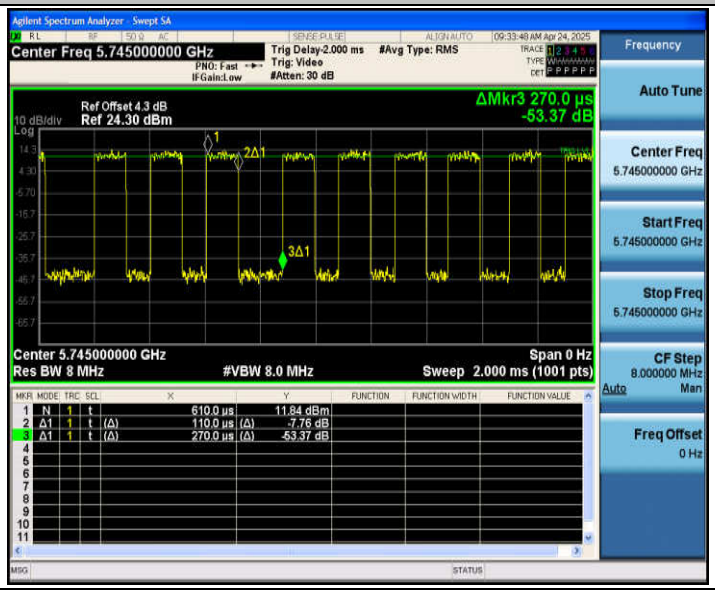

11N20SISO_Ant1_5785

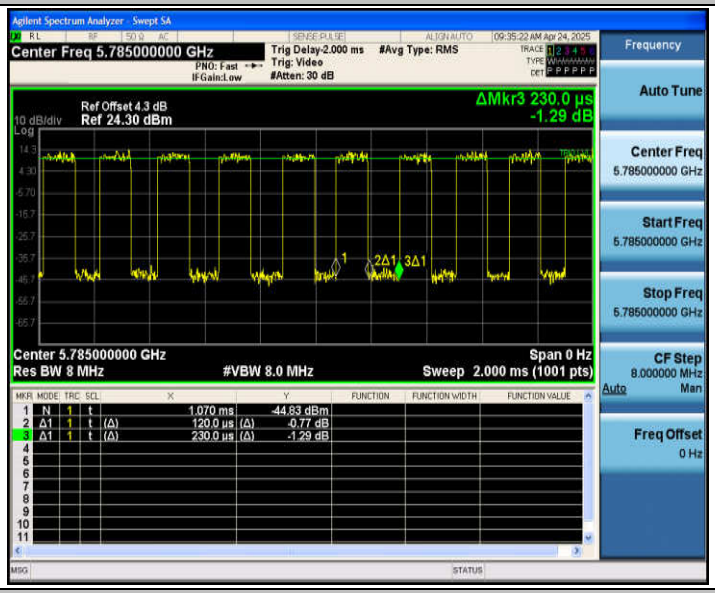

11N20SISO_Ant1_5825

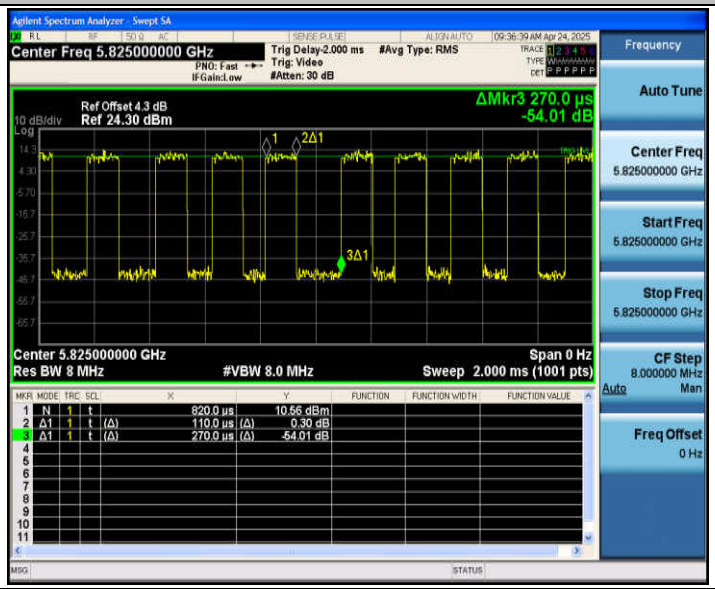

11N40SISO_Ant1_5190

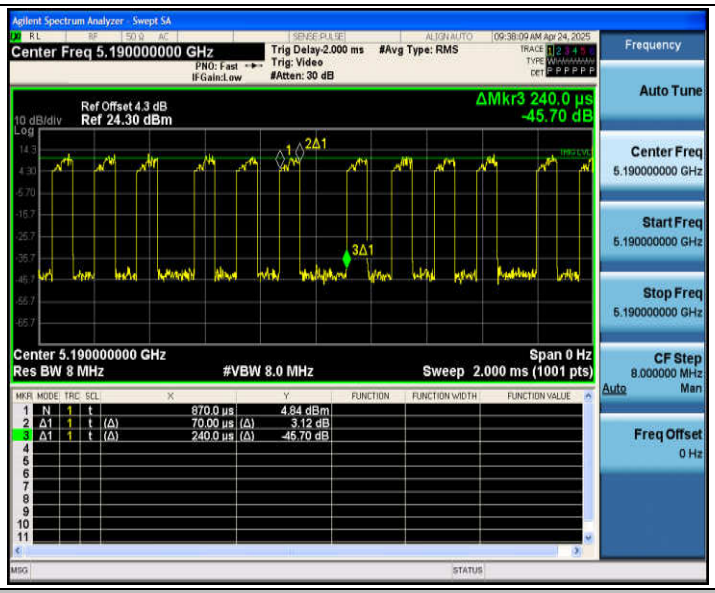

11N40SISO_Ant1_5230

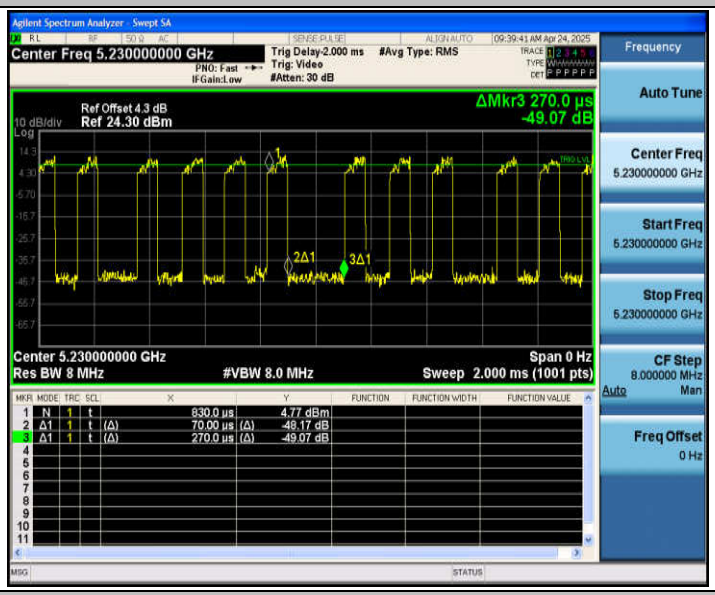

11N40SISO_Ant1_5755

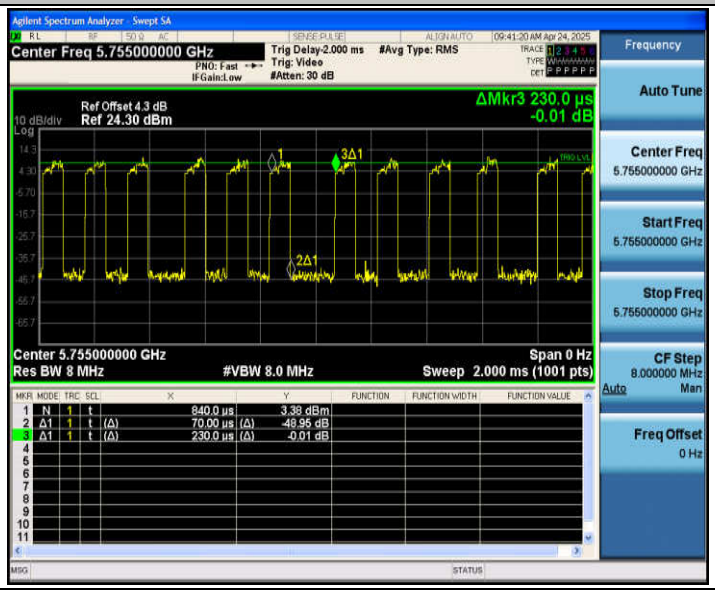

11N40SISO_Ant1_5795

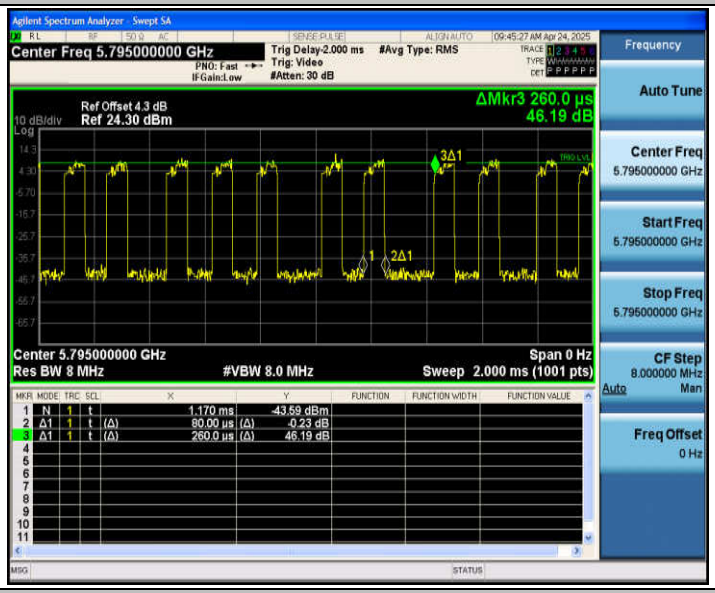

11AC20SISO_Ant1_5180

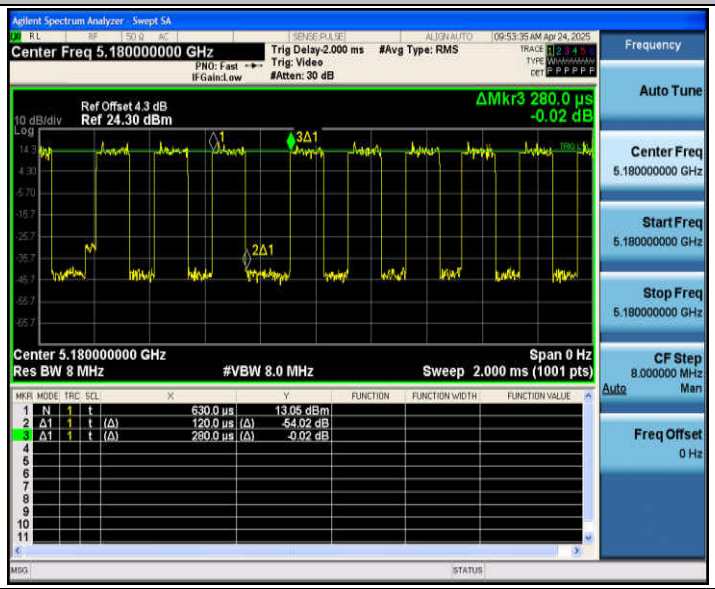

11AC20SISO_Ant1_5220

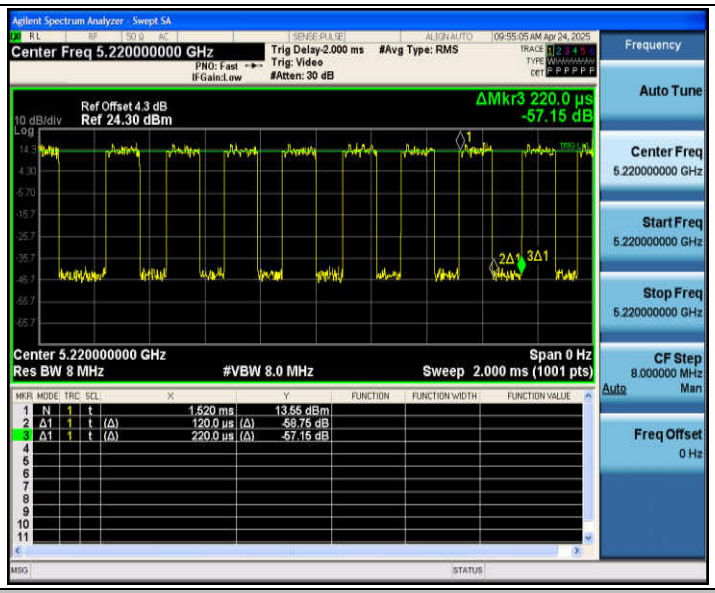

11AC20SISO_Ant1_5240

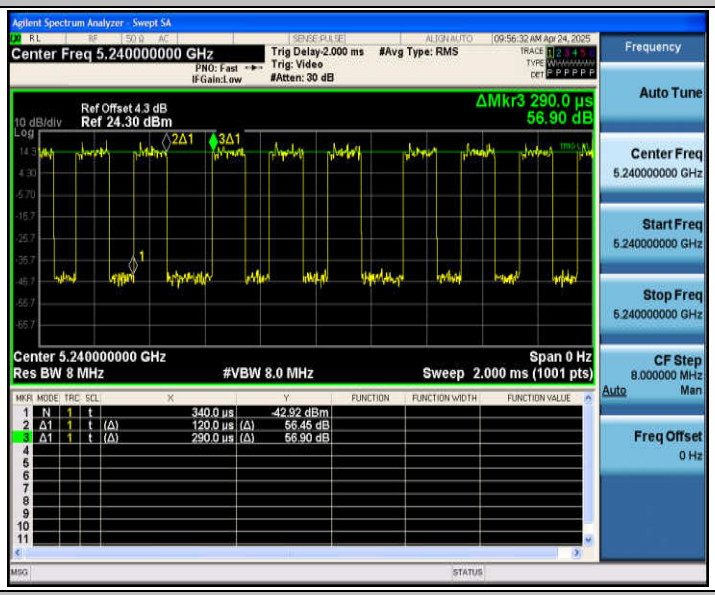

11AC20SISO_Ant1_5745

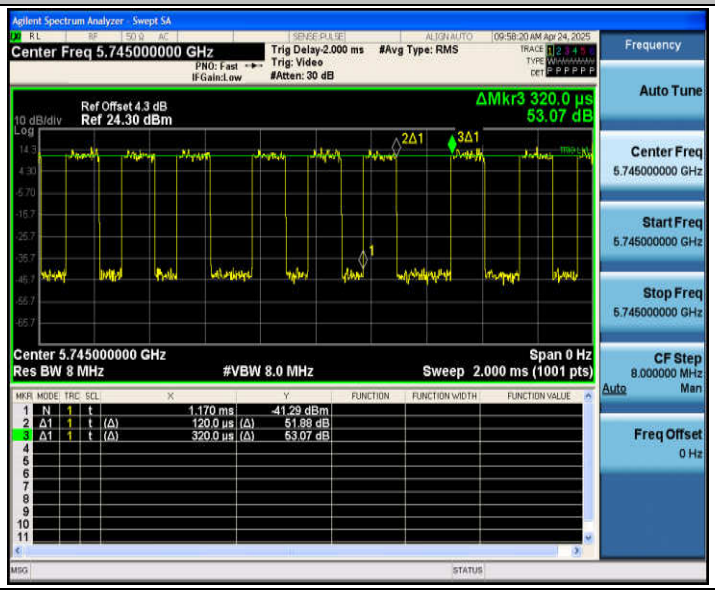

11AC20SISO_Ant1_5785

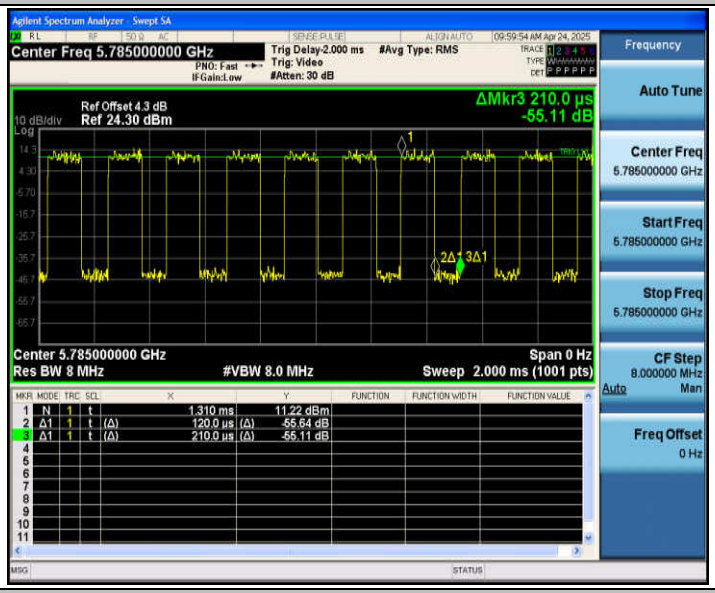

11AC20SISO_Ant1_5825

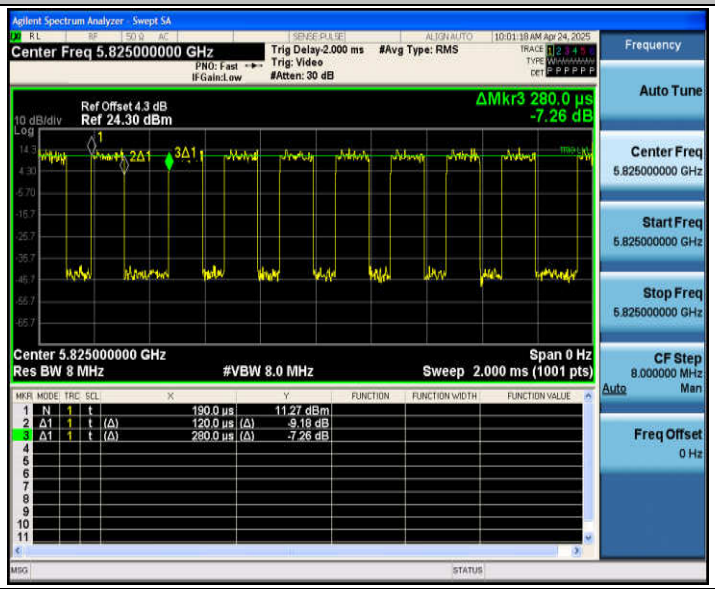

11AC40SISO_Ant1_5190

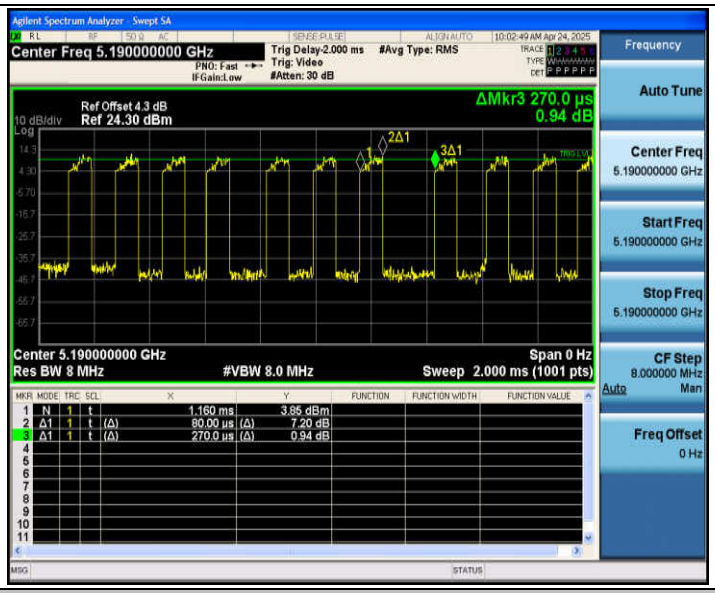

11AC40SISO_Ant1_5230

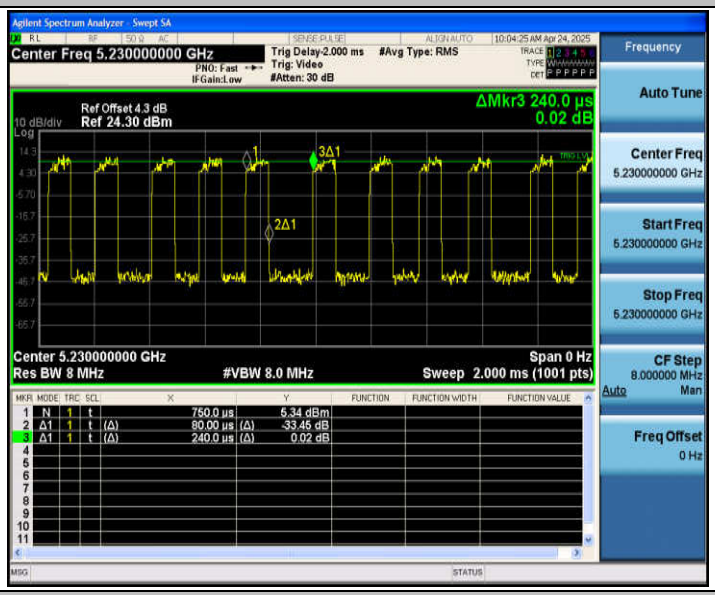

11AC40SISO_Ant1_5755

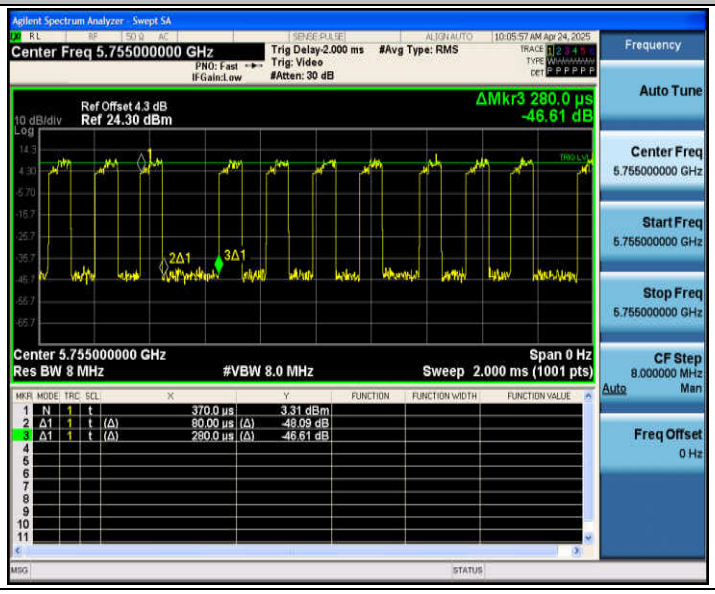

11AC40SISO_Ant1_5795

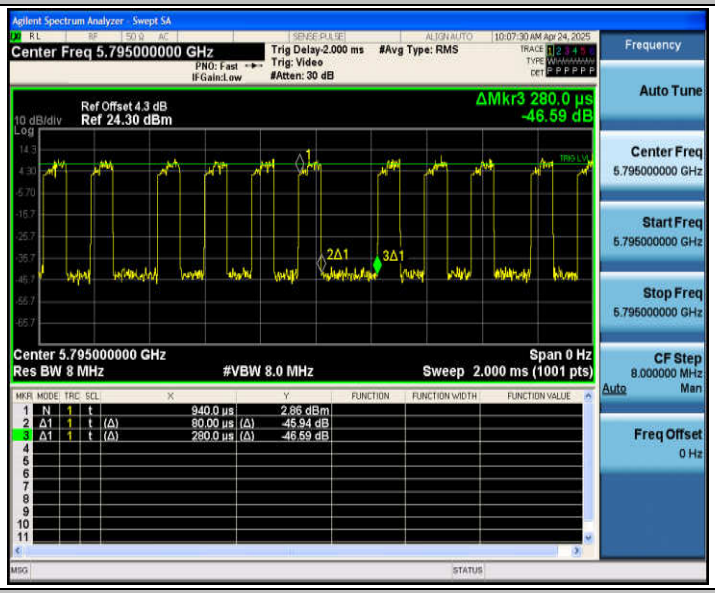

11AX20SISO_Ant1_5180

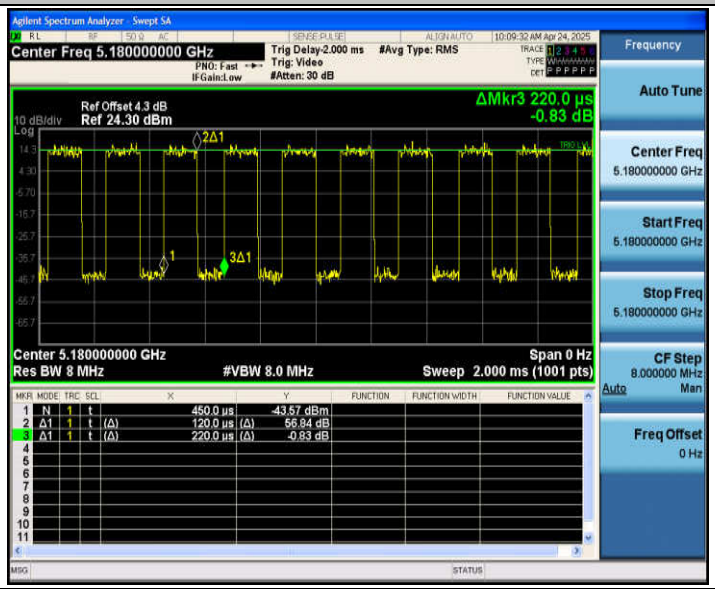

11AX20SISO_Ant1_5220

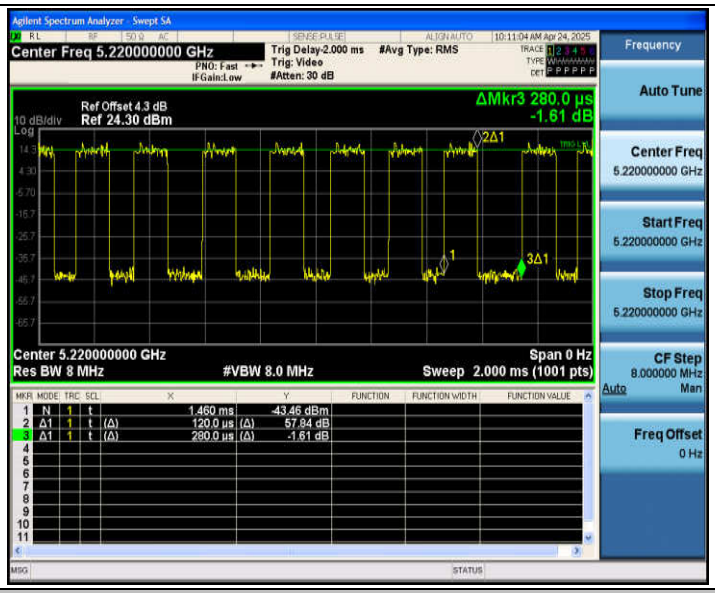

11AX20SISO_Ant1_5240

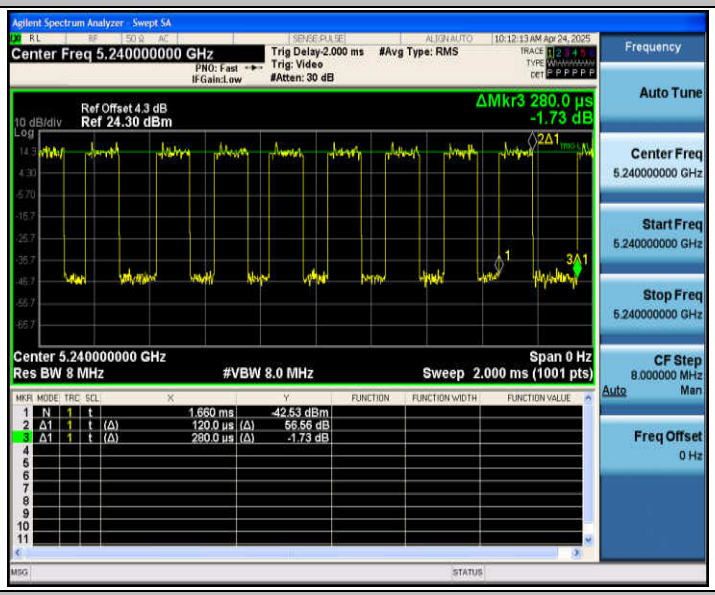

11AX20SISO_Ant1_5745

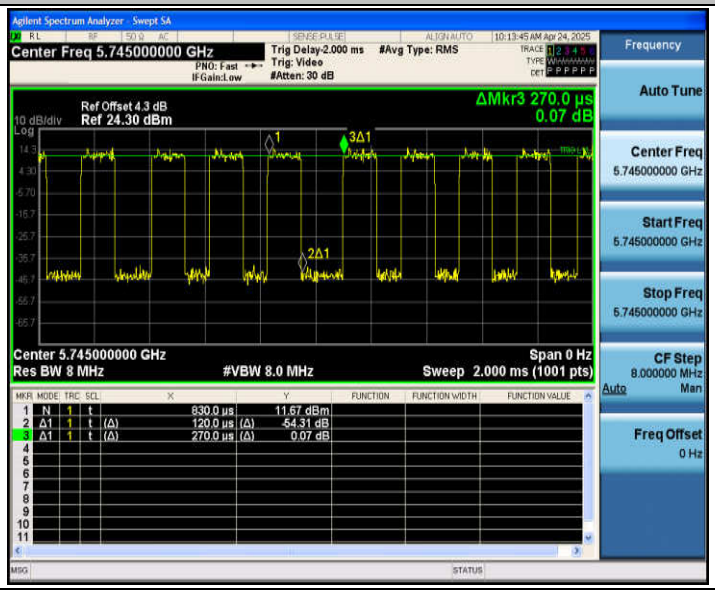

11AX20SISO_Ant1_5785

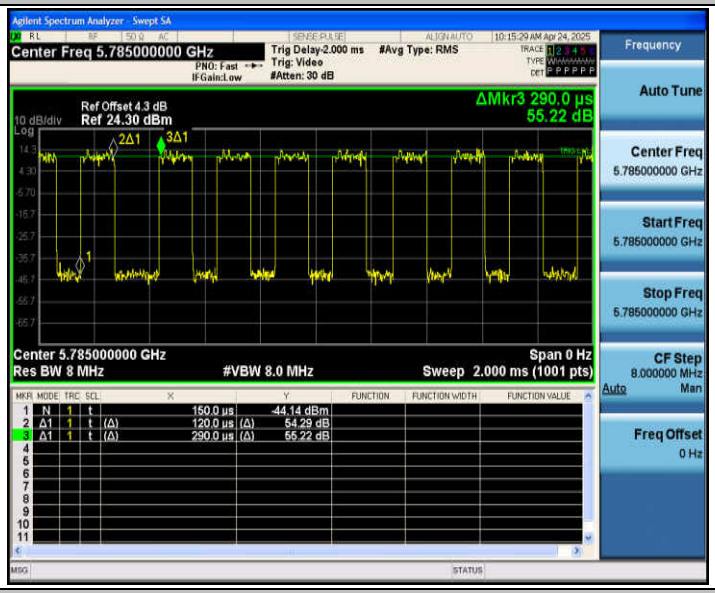

11AX20SISO_Ant1_5825

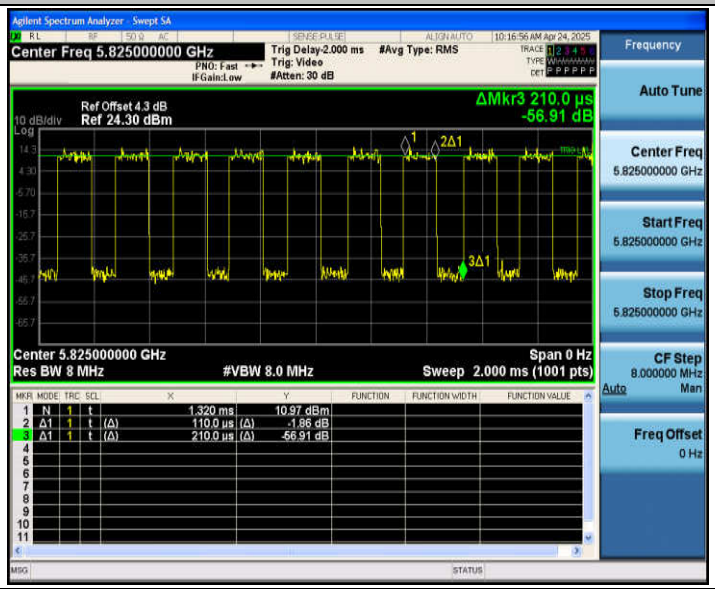

11AX40SISO_Ant1_5190

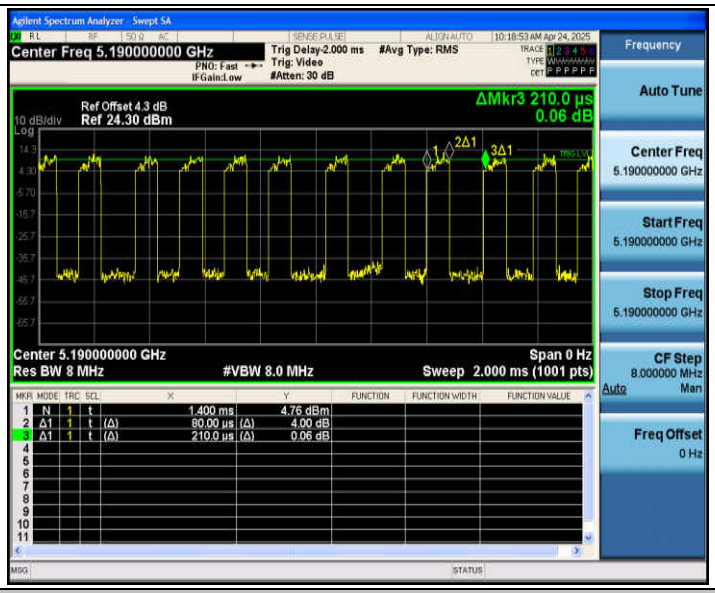

11AX40SISO_Ant1_5230

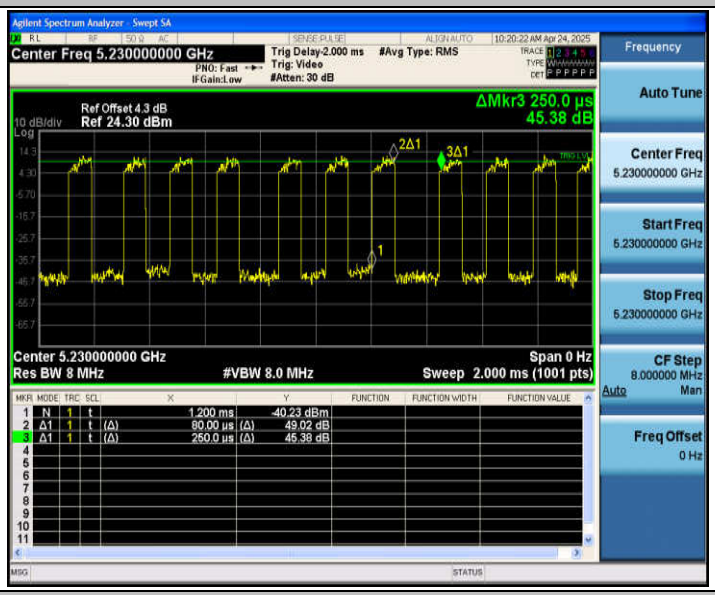

11AX40SISO_Ant1_5755

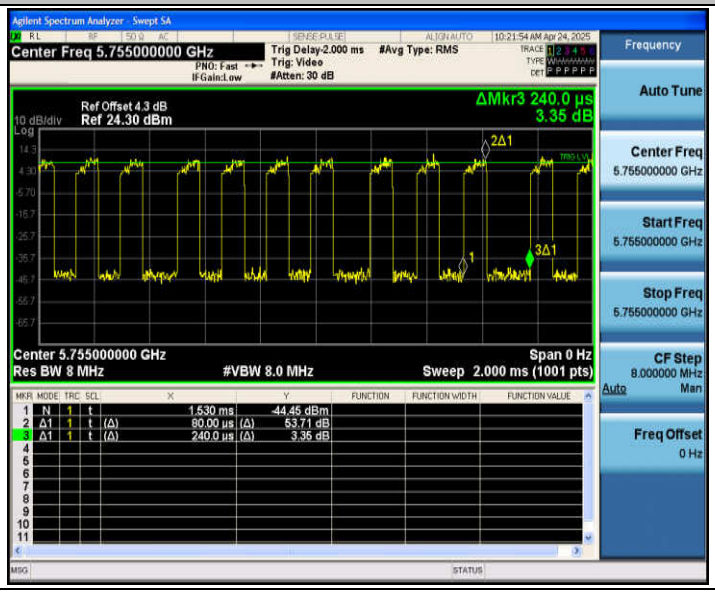

11AX40SISO_Ant1_5795
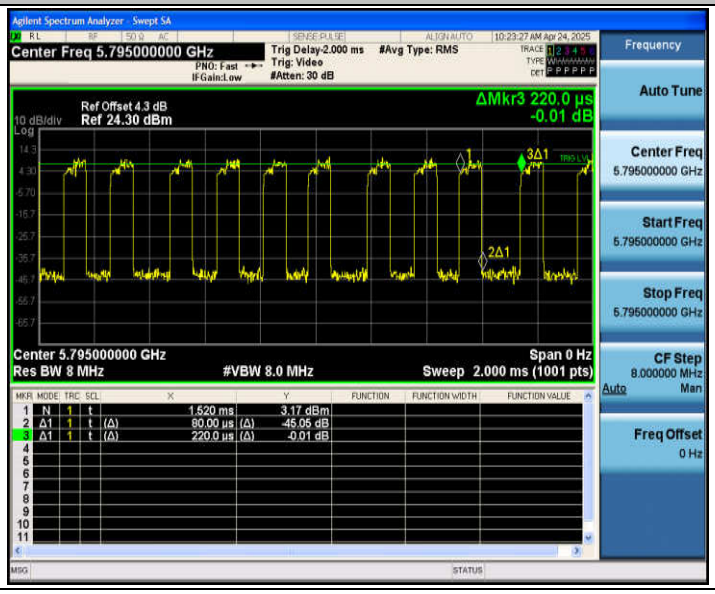

Appendix C: Maximum conducted output power

Test Mode	Antenna	Freq(MHz)	Channel Power [dBm]	Duty Cycle [%]	DC Factor [dBm]	Result [dBm]	Limit [dBm]	Verdict
11A	Ant1	5180	8.80	35.48	4.50	13.30	≤23.98	PASS
		5220	9.09	44.00	3.57	12.66	≤23.98	PASS
		5240	9.35	39.29	4.06	13.41	≤23.98	PASS
		5745	6.99	35.48	4.50	11.49	≤30.00	PASS
		5785	6.51	44.44	3.52	10.03	≤30.00	PASS
		5825	6.52	39.29	4.06	10.58	≤30.00	PASS
11N20SISO	Ant1	5180	8.80	41.38	3.83	12.63	≤23.98	PASS
		5220	9.14	50.00	3.01	12.15	≤23.98	PASS
		5240	9.37	40.74	3.90	13.27	≤23.98	PASS
		5745	7.06	40.74	3.90	10.96	≤30.00	PASS
		5785	6.45	52.17	2.83	9.28	≤30.00	PASS
		5825	6.52	40.74	3.90	10.42	≤30.00	PASS
11N40SISO	Ant1	5190	7.18	29.17	5.35	12.53	≤23.98	PASS
		5230	7.52	25.93	5.86	13.38	≤23.98	PASS
		5755	5.30	30.43	5.17	10.47	≤30.00	PASS
		5795	4.82	30.77	5.12	9.94	≤30.00	PASS
11AC20SISO	Ant1	5180	9.01	42.86	3.68	12.69	≤23.98	PASS
		5220	9.27	54.55	2.63	11.90	≤23.98	PASS
		5240	9.50	41.38	3.83	13.33	≤23.98	PASS
		5745	7.26	37.50	4.26	11.52	≤30.00	PASS
		5785	6.68	57.14	2.43	9.11	≤30.00	PASS
		5825	6.75	42.86	3.68	10.43	≤30.00	PASS
11AC40SISO	Ant1	5190	7.40	29.63	5.28	12.68	≤23.98	PASS
		5230	7.83	33.33	4.77	12.60	≤23.98	PASS
		5755	5.64	28.57	5.44	11.08	≤30.00	PASS
		5795	5.12	28.57	5.44	10.56	≤30.00	PASS
11AX20SISO	Ant1	5180	9.12	54.55	2.63	11.75	≤23.98	PASS
		5220	9.36	42.86	3.68	13.04	≤23.98	PASS
		5240	9.63	42.86	3.68	13.31	≤23.98	PASS
		5745	7.30	44.44	3.52	10.82	≤30.00	PASS
		5785	6.67	41.38	3.83	10.50	≤30.00	PASS
		5825	6.74	52.38	2.81	9.55	≤30.00	PASS
11AX40SISO	Ant1	5190	7.46	38.10	4.19	11.65	≤23.98	PASS
		5230	7.70	32.00	4.95	12.65	≤23.98	PASS
		5755	5.60	33.33	4.77	10.37	≤30.00	PASS
		5795	5.17	36.36	4.39	9.56	≤30.00	PASS

Note：The Duty Cycle Factor is compensated in the graph.

Appendix D: Maximum power spectral density

Test Result

TestMode	Antenna	Freq(MHz)	Result [dBm/1MHz] For 5.2G / Result [dBm/300KHz] For 5.8G	RBW Factor (dB)	Duty factor (dB)	Result [dBm/MHz] For 5.2G / Result [dBm/500kHz] For 5.8G	Limit[dBm/MHz] For 5.2G / Limit[dBm/MHz] For 5.8G	Verdict
11A	Ant1	5180	-1.985	/	4.50	2.51	≤11.00	PASS
		5220	-1.120	/	3.57	2.45	≤11.00	PASS
		5240	-1.341	/	4.06	2.72	≤11.00	PASS
		5745	-7.760	2.22	4.50	-1.04	≤30.00	PASS
		5785	-8.583	2.22	3.52	-2.84	≤30.00	PASS
		5825	-8.839	2.22	4.06	-2.56	≤30.00	PASS
11N20SISO	Ant1	5180	-1.850	/	3.83	1.98	≤11.00	PASS
		5220	-1.865	/	3.01	1.14	≤11.00	PASS
		5240	-1.583	/	3.90	2.32	≤11.00	PASS
		5745	-8.256	2.22	3.90	-2.14	≤30.00	PASS
		5785	-8.162	2.22	2.83	-3.11	≤30.00	PASS
		5825	-8.402	2.22	3.90	-2.28	≤30.00	PASS
11N40SISO	Ant1	5190	-6.483	/	5.35	-1.13	≤11.00	PASS
		5230	-5.895	/	5.86	-0.04	≤11.00	PASS
		5755	-11.597	2.22	5.17	-4.21	≤30.00	PASS
		5795	-12.061	2.22	5.12	-4.72	≤30.00	PASS

11AC20SISO	Ant1	5180	-1.909	/	3.68	1.77	≤11.00	PASS
		5220	-1.515	/	2.63	1.11	≤11.00	PASS
		5240	-1.531	/	3.83	2.30	≤11.00	PASS
		5745	-7.088	2.22	4.26	-0.61	≤30.00	PASS
		5785	-8.563	2.22	2.43	-3.91	≤30.00	PASS
		5825	-8.398	2.22	3.68	-2.50	≤30.00	PASS
11AC40SISO	Ant1	5190	-5.724	/	5.28	-0.44	≤11.00	PASS
		5230	-5.532	/	4.77	-0.76	≤11.00	PASS
		5755	-12.337	2.22	5.44	-4.68	≤30.00	PASS
		5795	-12.242	2.22	5.44	-4.58	≤30.00	PASS
11AX20SISO	Ant1	5180	-1.681	/	2.63	0.95	≤11.00	PASS
		5220	-1.432	/	3.68	2.25	≤11.00	PASS
		5240	-1.188	/	3.68	2.49	≤11.00	PASS
		5745	-8.235	2.22	3.52	-2.50	≤30.00	PASS
		5785	-8.547	2.22	3.83	-2.50	≤30.00	PASS
		5825	-8.381	2.22	2.81	-3.35	≤30.00	PASS
11AX40SISO	Ant1	5190	-6.045	/	4.19	-1.86	≤11.00	PASS
		5230	-5.462	/	4.95	-0.51	≤11.00	PASS
		5755	-12.346	2.22	4.77	-5.36	≤30.00	PASS
		5795	-12.539	2.22	4.39	-5.93	≤30.00	PASS

Note：1.The Result and Limit Unit is dBm/500 kHz in the band 5.725–5.85 GHz.

P.S.D(dBm/500KHz)= P.S.D(dBm/300KHz)+10 log (500 kHz/300KHz).

2. RBW factor= 10 log (500 KHz /300 KHz) = 2.22 dB

Test Graphs

11A_Ant1_5180

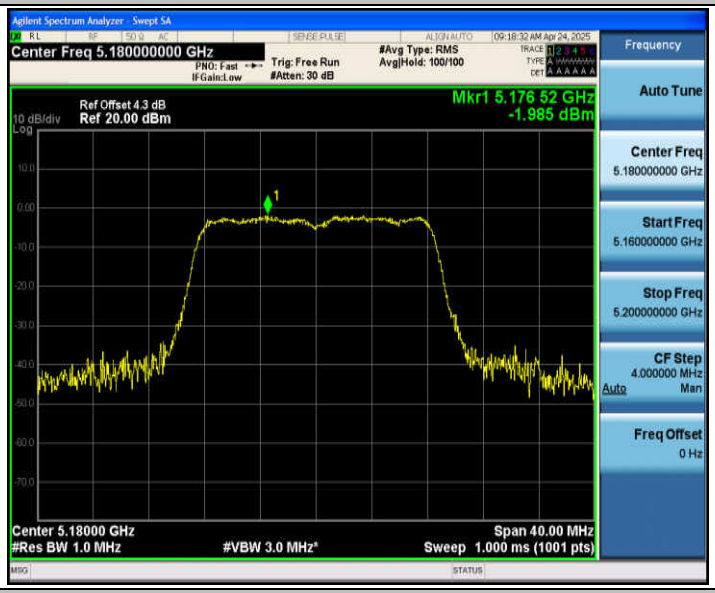

11A_Ant1_5220

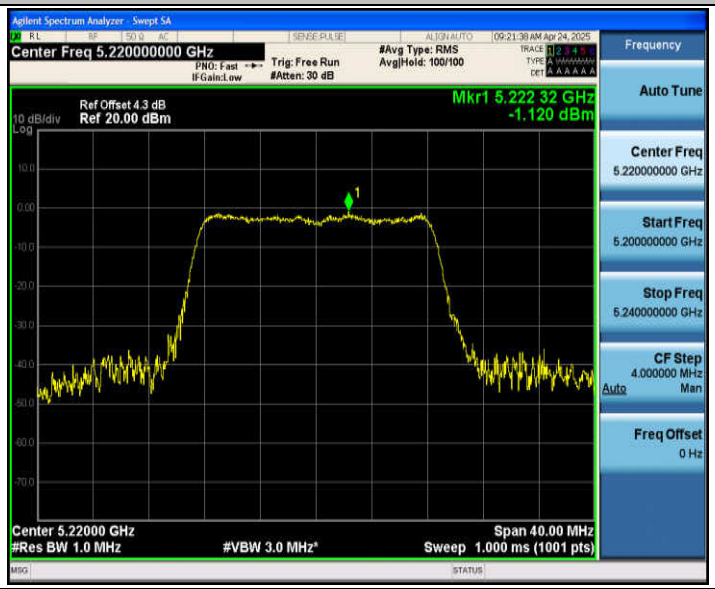

11A_Ant1_5240

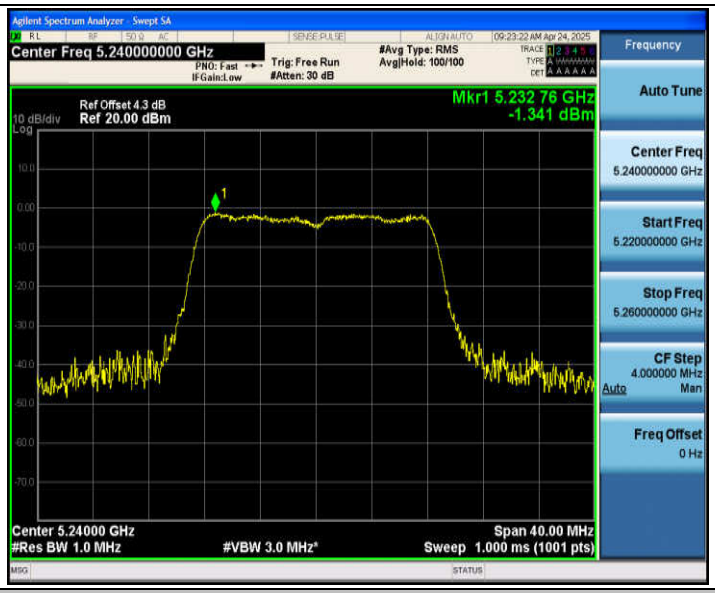

11A_Ant1_5745

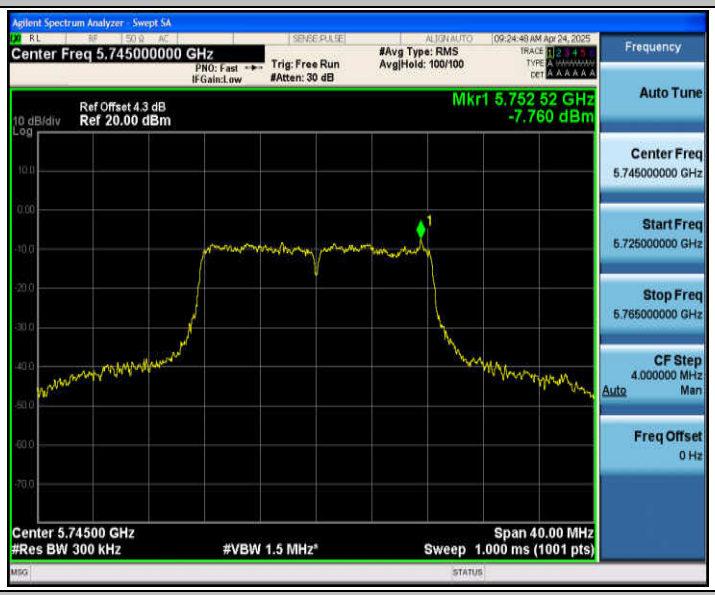

11A_Ant1_5785

11A_Ant1_5825

11N20SISO_Ant1_5180

11N20SISO_Ant1_5220

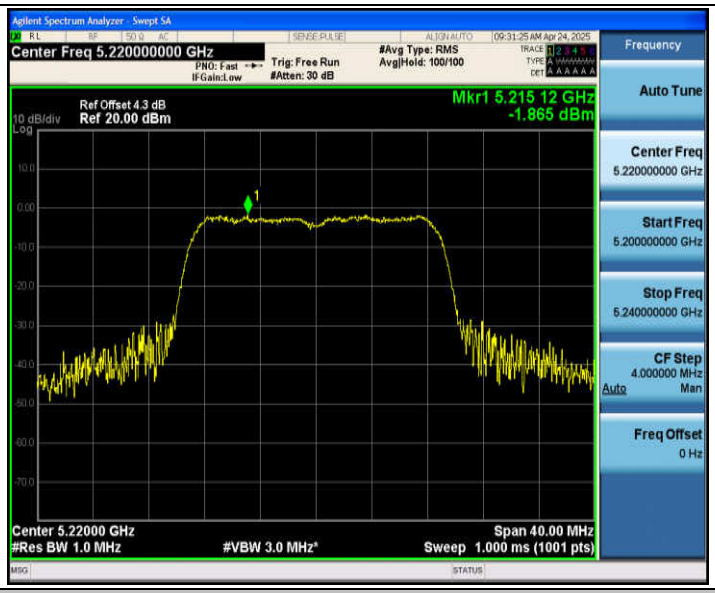

11N20SISO_Ant1_5240

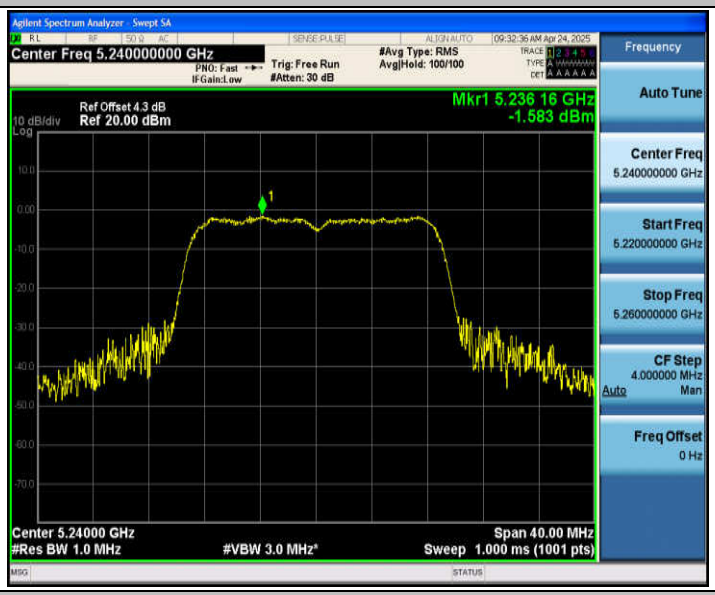

11N20SISO_Ant1_5745

11N20SISO_Ant1_5785

11N20SISO_Ant1_5825

11N40SISO_Ant1_5190

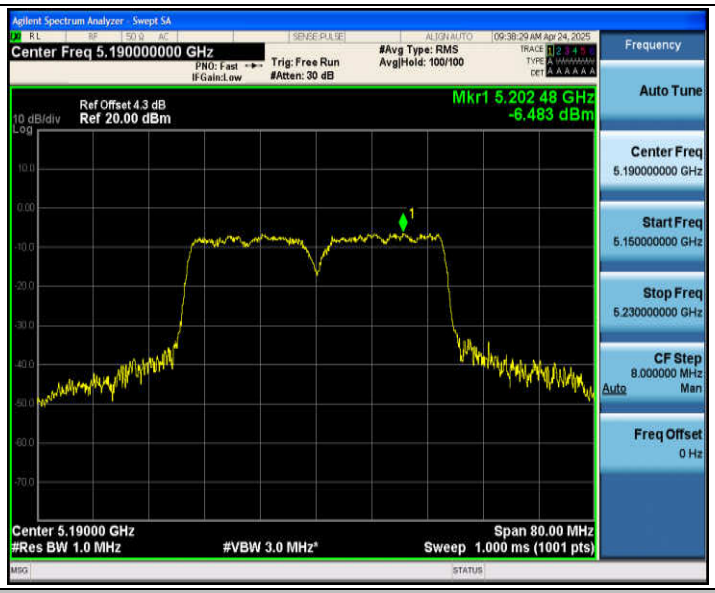

11N40SISO_Ant1_5230

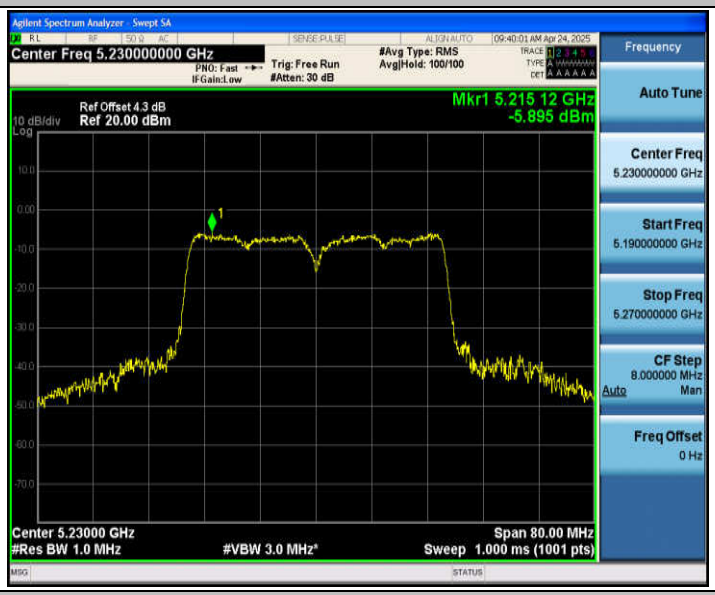

11N40SISO_Ant1_5755

11N40SISO_Ant1_5795

11AC20SISO_Ant1_5180

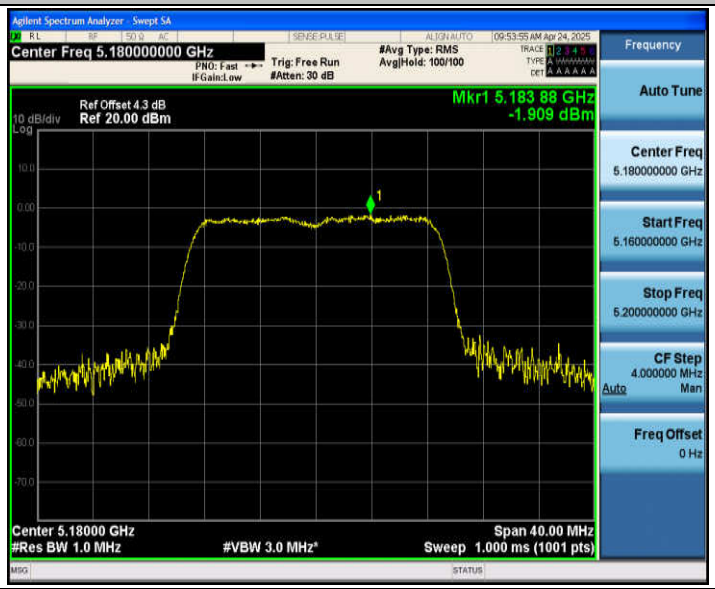

11AC20SISO_Ant1_5220

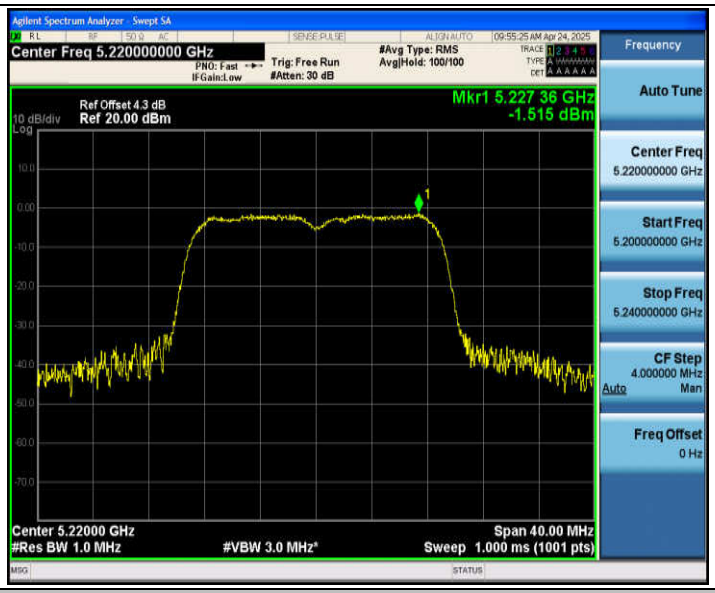

11AC20SISO_Ant1_5240

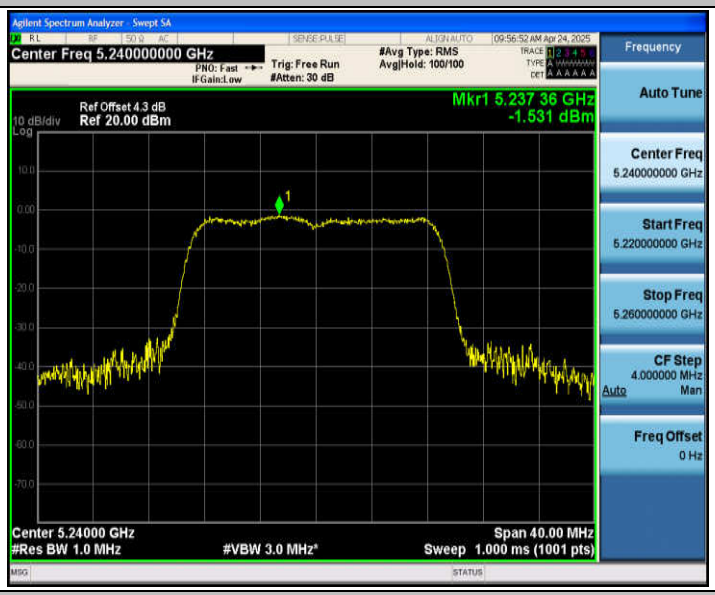

11AC20SISO_Ant1_5745

11AC20SISO_Ant1_5785

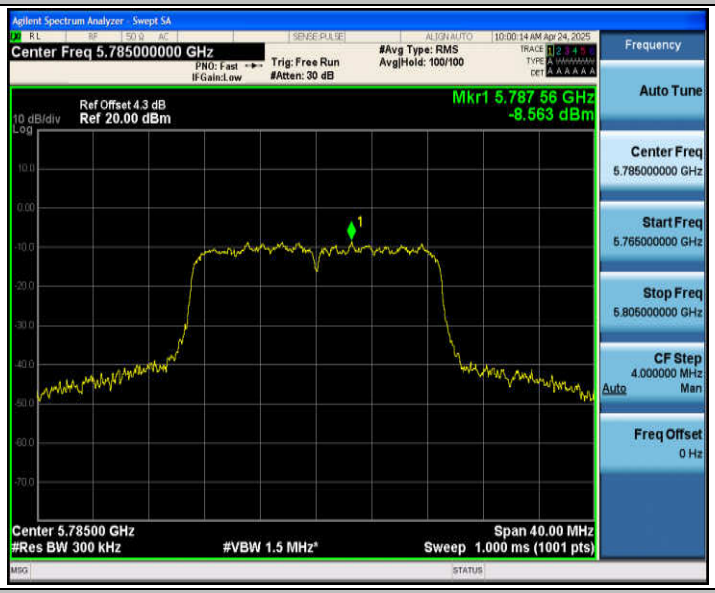

11AC20SISO_Ant1_5825

11AC40SISO_Ant1_5190

11AC40SISO_Ant1_5230

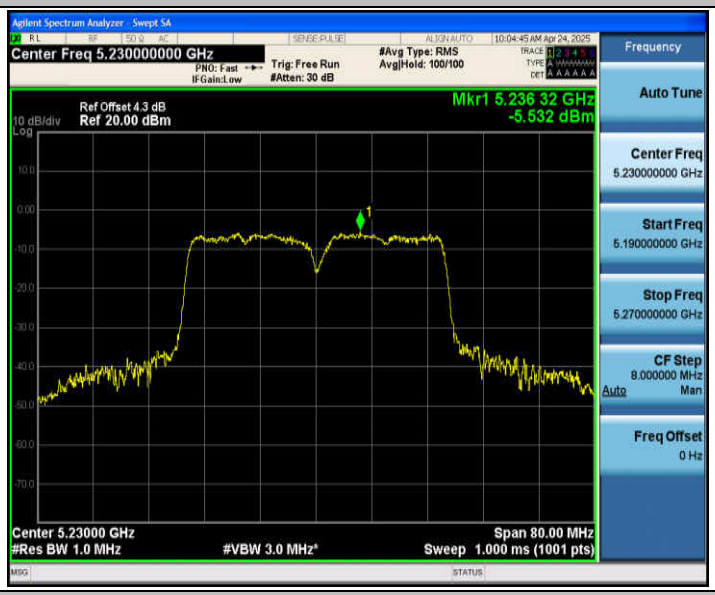

11AC40SISO_Ant1_5755

11AC40SISO_Ant1_5795

11AX20SISO_Ant1_5180

11AX20SISO_Ant1_5220

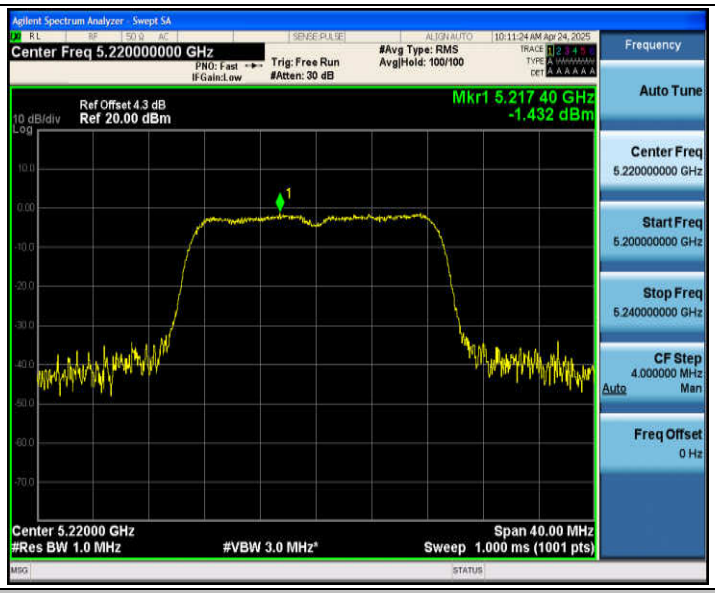

11AX20SISO_Ant1_5240

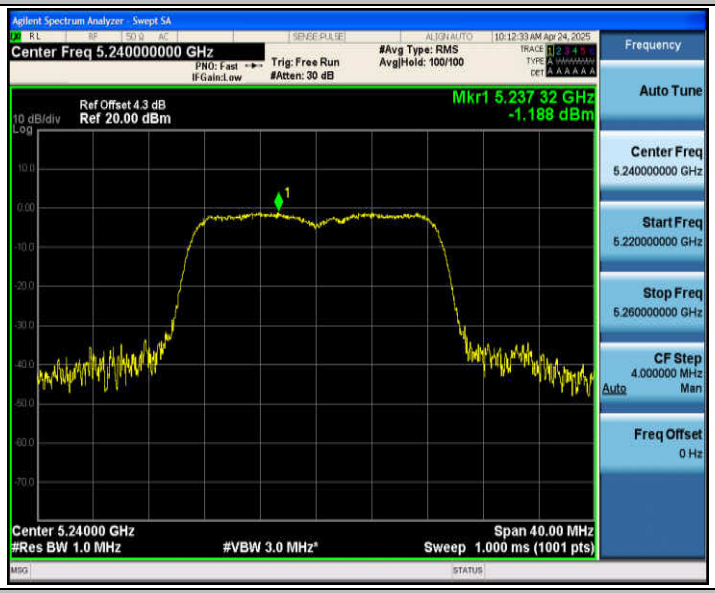

11AX20SISO_Ant1_5745

11AX20SISO_Ant1_5785

11AX20SISO_Ant1_5825

11AX40SISO_Ant1_5190

11AX40SISO_Ant1_5230

11AX40SISO_Ant1_5755

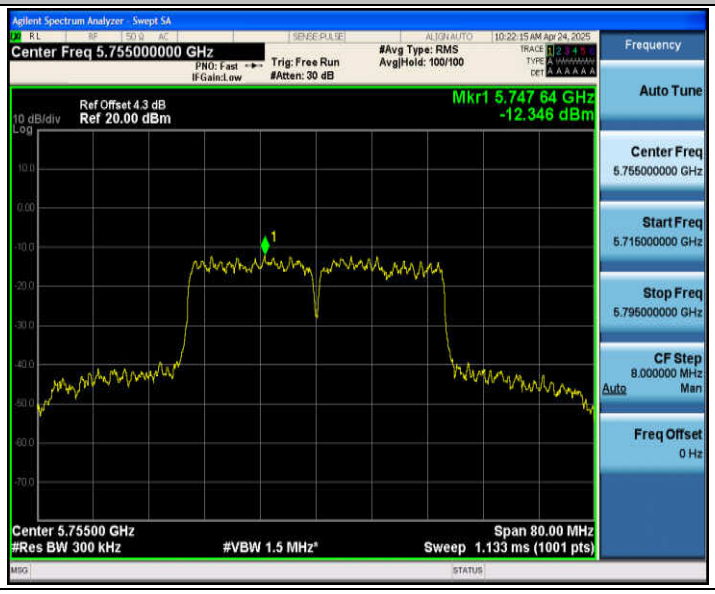

11AX40SISO_Ant1_5795

Appendix E: Band edge measurements

Test Result B1

TestMode	Antenna	ChName	Freq(MHz)	Result[dBm]	Limit[dBm]	Verdict
11A	Ant1	Low	5180	-38.06	≤-27	PASS
		High	5240	-45.43	≤-27	PASS
11N20SISO	Ant1	Low	5180	-31.89	≤-27	PASS
		High	5240	-45.76	≤-27	PASS
11N40SISO	Ant1	Low	5190	-34.53	≤-27	PASS
		High	5230	-46.26	≤-27	PASS
11AC20SISO	Ant1	Low	5180	-36.33	≤-27	PASS
		High	5240	-46.2	≤-27	PASS
11AC40SISO	Ant1	Low	5190	-36.23	≤-27	PASS
		High	5230	-45.47	≤-27	PASS
11AX20SISO	Ant1	Low	5180	-37.84	≤-27	PASS
		High	5240	-46.15	≤-27	PASS
11AX40SISO	Ant1	Low	5190	-35.83	≤-27	PASS
		High	5230	-45.68	≤-27	PASS

Test Result B4

TestMode	Antenna	ChName	Freq(MHz)	FreqRange [MHz]	Result [dBm]	Limit [dBm]	Verdict
11A	Ant1	Low	5745	5650~5700	-47.38	≤-26.62	PASS
				5700~5720	-36.57	≤15.14	PASS
				5720~5725	-22.48	≤26.57	PASS
				5760~5650	-47.2	≤-27	PASS
		High	5825	5850~5855	-35.73	≤16.03	PASS
				5855~5875	-37.02	≤14.52	PASS
				5875~5925	-46.95	≤-26.81	PASS
				5925~5935	-46.25	≤-27	PASS
11N20SISO	Ant1	Low	5745	5650~5700	-47.65	≤-26.70	PASS
				5700~5720	-35.7	≤15.56	PASS
				5720~5725	-25.35	≤21.06	PASS
				5760~5650	-47.69	≤-27	PASS
		High	5825	5850~5855	-37.5	≤16.34	PASS
				5855~5875	-41.4	≤12.02	PASS
				5875~5925	-47.2	≤-26.91	PASS
				5925~5935	-45.66	≤-27	PASS
11N40SISO	Ant1	Low	5755	5650~5700	-47.67	≤-26.90	PASS
				5700~5720	-24.42	≤14.97	PASS
				5720~5725	-24.19	≤15.74	PASS

				5780~5650	-47.11	≤-27	PASS
		High	5795	5850~5855	-45.64	≤15.66	PASS
				5855~5875	-45.23	≤10.29	PASS
				5875~5925	-46.39	≤-26.34	PASS
				5925~5935	-45.89	≤-27	PASS
11AC20S ISO	Ant1	Low	5745	5650~5700	-46.82	≤-26.79	PASS
				5700~5720	-32.77	≤15.59	PASS
				5720~5725	-20.38	≤25.78	PASS
				5760~5650	-47.64	≤-27	PASS
		High	5825	5850~5855	-37.32	≤15.73	PASS
				5855~5875	-37.83	≤15.24	PASS
				5875~5925	-47.1	≤-26.31	PASS
				5925~5935	-45.32	≤-27	PASS
11AC40S ISO	Ant1	Low	5755	5650~5700	-47.85	≤-26.50	PASS
				5700~5720	-25.96	≤14.56	PASS
				5720~5725	-25.87	≤17.28	PASS
				5780~5650	-46.81	≤-27	PASS
		High	5795	5850~5855	-45.01	≤16.03	PASS
				5855~5875	-45.65	≤10.02	PASS
				5875~5925	-47.19	≤-26.83	PASS
				5925~5935	-46.32	≤-27	PASS
11AX20S ISO	Ant1	Low	5745	5650~5700	-46.81	≤-26.96	PASS
				5700~5720	-34.57	≤15.59	PASS
				5720~5725	-25.27	≤18.96	PASS
				5760~5650	-46.88	≤-27	PASS
		High	5825	5850~5855	-34.67	≤19.42	PASS
				5855~5875	-38.96	≤15.05	PASS
				5875~5925	-46.9	≤-26.91	PASS
				5925~5935	-45.94	≤-27	PASS
11AX40S ISO	Ant1	Low	5755	5650~5700	-46.13	≤-25.90	PASS
				5700~5720	-24.51	≤14.63	PASS
				5720~5725	-26.87	≤16.04	PASS
				5780~5650	-47.35	≤-27	PASS
		High	5795	5850~5855	-46.04	≤15.66	PASS
				5855~5875	-46.51	≤10.29	PASS
				5875~5925	-46.47	≤-26.83	PASS
				5925~5935	-46.26	≤-27	PASS

Test Graphs B1

11A_Ant1_Low_5180

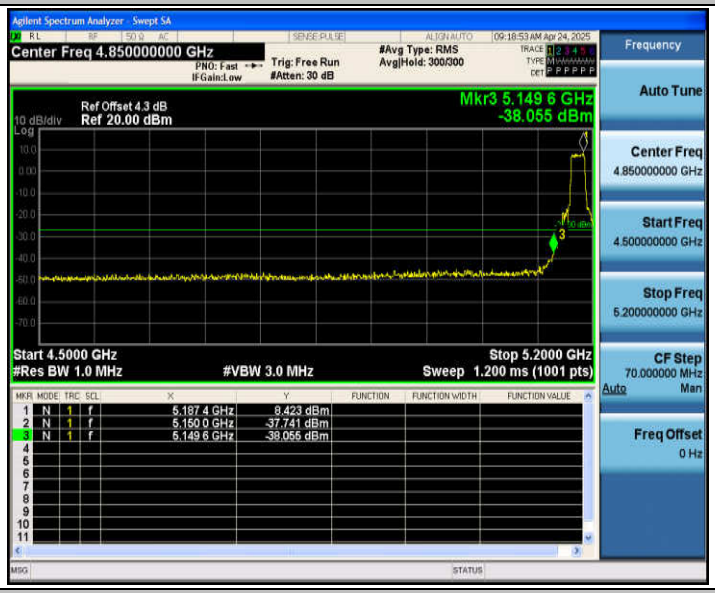

11A_Ant1_High_5240

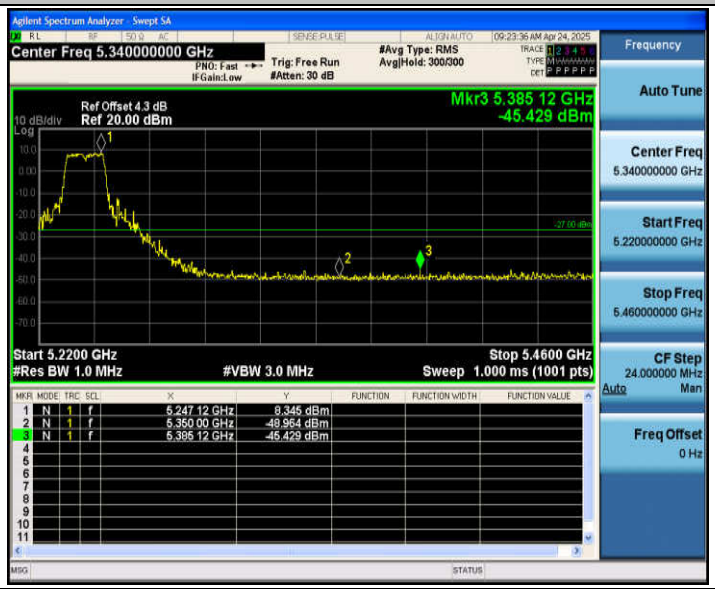

11N20SISO_Ant1_Low_5180

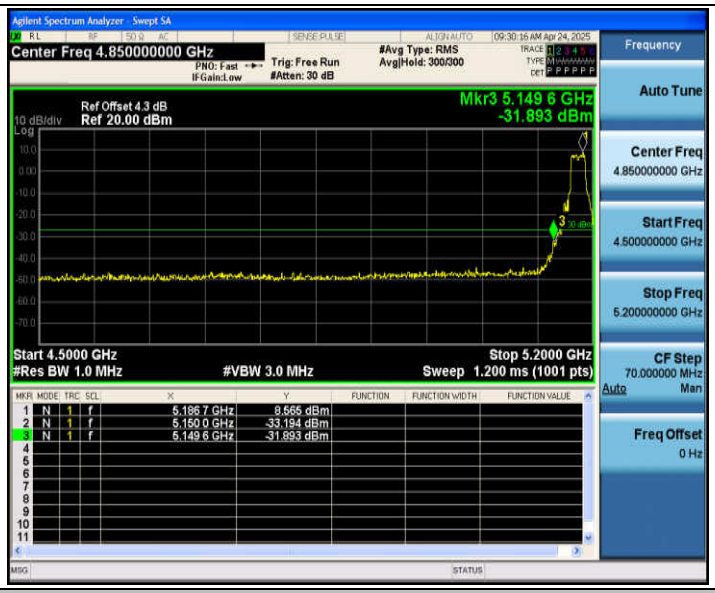

11N20SISO_Ant1_High_5240

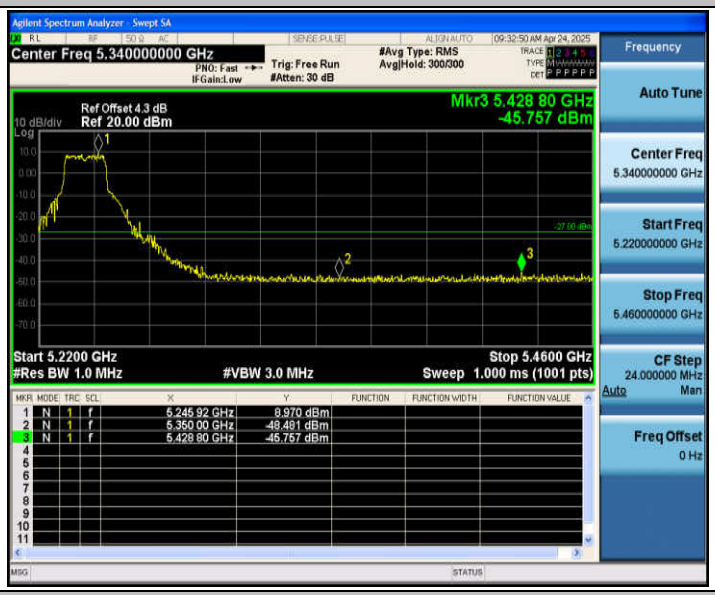

11N40SISO_Ant1_Low_5190

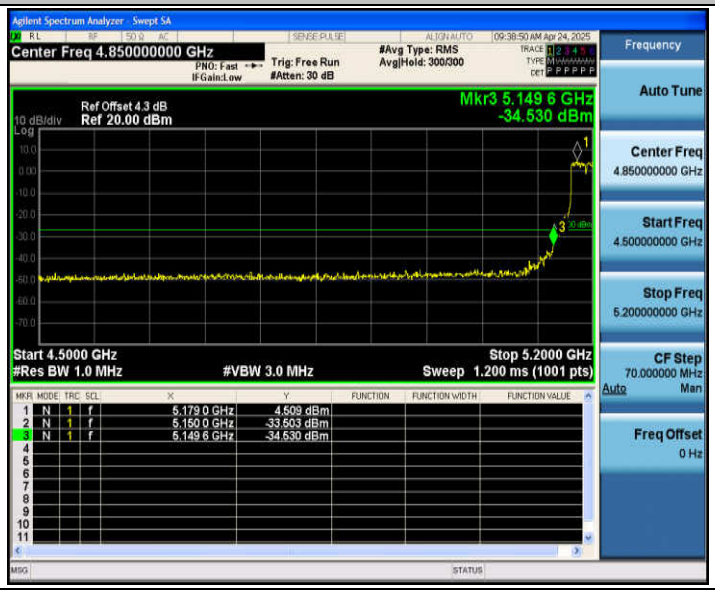

11N40SISO_Ant1_High_5230

11AC20SISO_Ant1_Low_5180

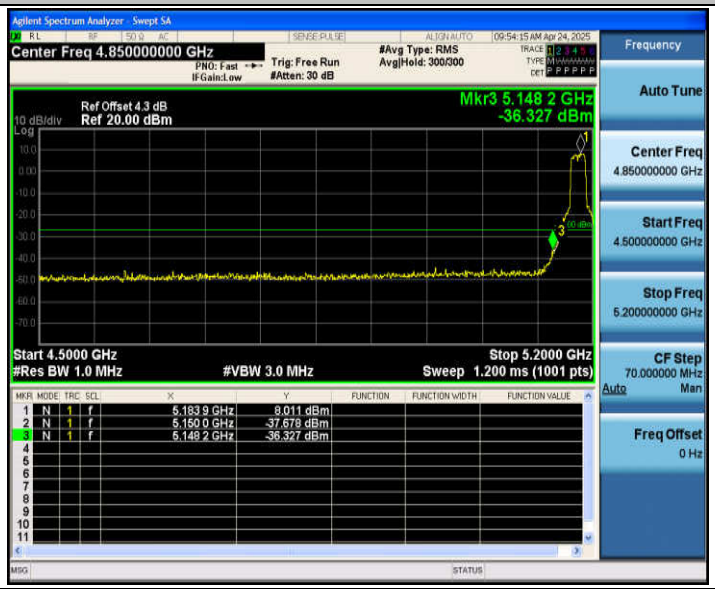

11AC20SISO_Ant1_High_5240

11AC40SISO_Ant1_Low_5190

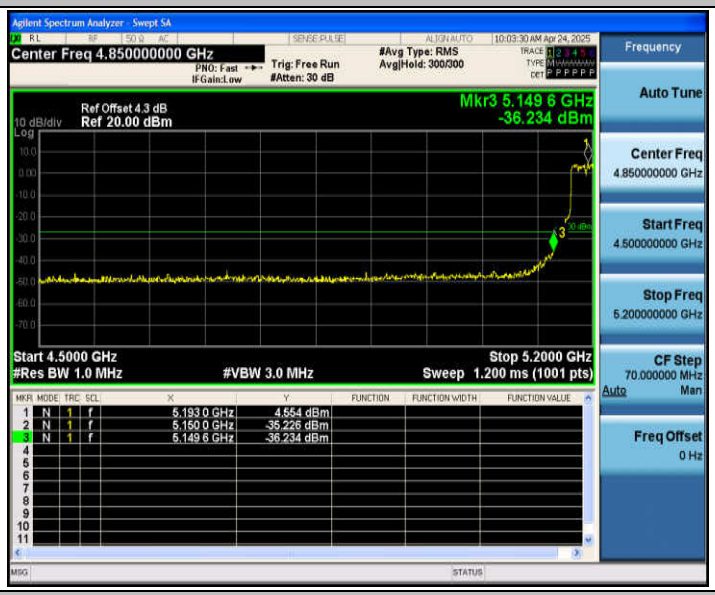

11AC40SISO_Ant1_High_5230

11AX20SISO_Ant1_Low_5180

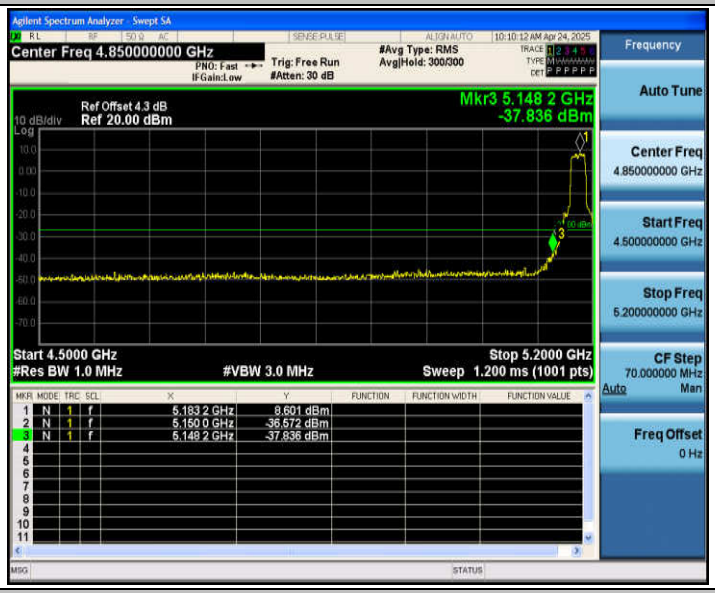

11AX20SISO_Ant1_High_5240

11AX40SISO_Ant1_Low_5190

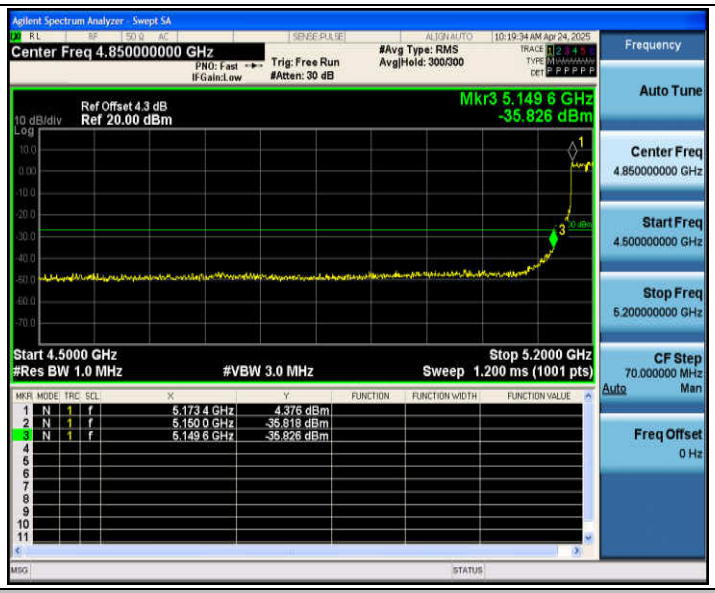

11AX40SISO_Ant1_High_5230

Test Graphs B4

11A_Ant1_Low_5745
11A_Ant1_High_5825
11N20SISO_Ant1_Low_5745