TEST REPORT

Product Name	:	MUSIC DISC PLAYER
Model/Type reference	:	8D-8
Report Number	:	HTC20250421003
Date of Issue	:	April 21, 2025
Test Standards	:	GB/T 9410-2008 ANSI/IEEE Std149-1979

Compiled by: Eason Reviewed by: Aaron

Approved by: Jason Date: April 21, 2025

SHENZHEN XINHUA TECHNOLOGY CO.,LTD
REPORT SEAL

Prepared by:
Shenzhen XinHua Technology co.,Ltd
E-mail: jason.chen@htc-cert.com

Version

Version No.	Date	Description
00	April 21, 2025	Original

Contents

1. General Information 3rd
1.1 General information of testing institutions 3rd
1.2 Applicant and Manufacturer 3rd
1.3 Testing principle 3rd
1.4 Test equipment 4th
1.5 Test environment 4th
1.6 Statement 4th
2.Sample Information 5th
2.1 Description of EUT(S) 5th
2.2 EUT appearance 5th
Antenna Dimensions 6th
2.3 EUT setup photo of free space OTA testing 7th
3. Test Results 8th
3.1 Test uncertainty 8th
3.2 Test data 9th
3.2.1 VSWR parameters 9th
3.2.2 VSWR data 9th
3.2.3 Typical free space efficiency and gain 9th
3.2.4 Radiation pattern 10th

1. General Information

1.1 General information of testing institutions

Name	Shenzhen XinHua Technology co.,Ltd
Address	C709, Building D, Juji Industrial Park, Yabian Xueziwei, Shajing Street, Bao'an District, Shenzhen City

1.2 Applicant and Manufacturer

Applicant/Client Name	Shenzhen Shidongxunsheng keji youxiangongsi
Applicant Address	Guangdong,Shenzhen,Shihaiyuanguojijinrongzhongxin820D6,pinghujie dao hehuashequfuandadao No.8
Manufacturer Name	Shenzhen Shidongxunsheng keji youxiangongsi
Manufacturer Address	Guangdong,Shenzhen,Shihaiyuanguojijinrongzhongxin820D6,pinghujie dao hehuashequfuandadao No.8

1.3 Testing principle

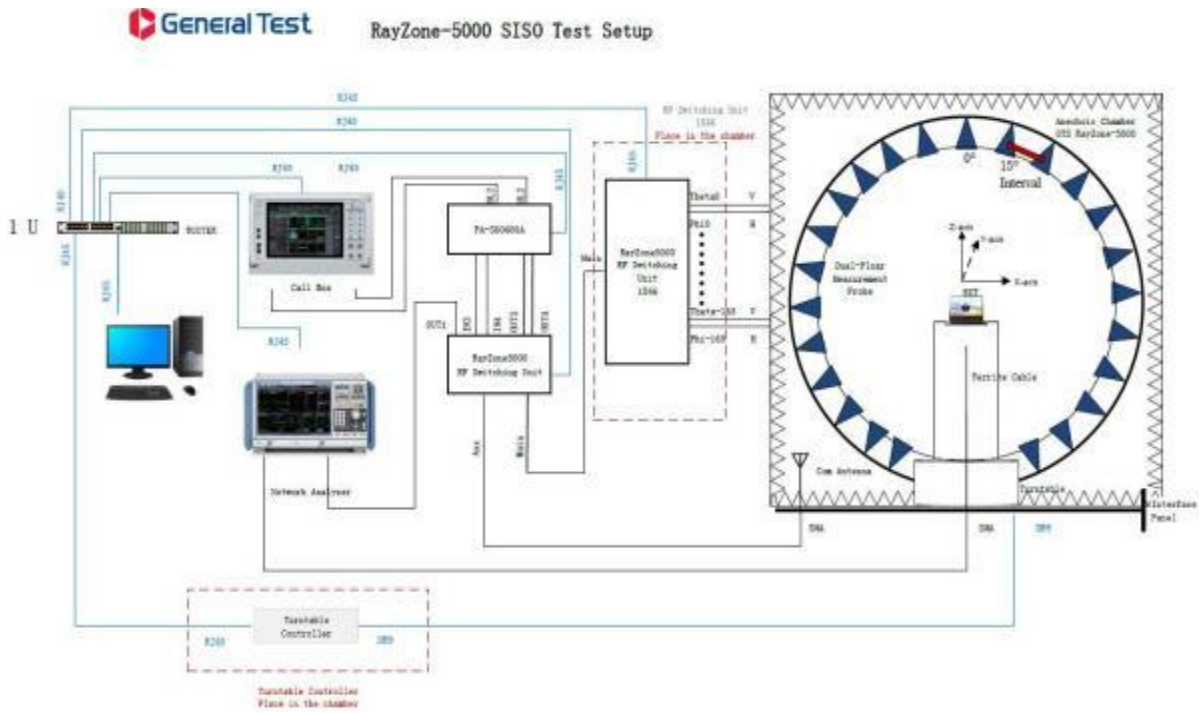

1.4 Test equipment

Equipment	Model No.	Serial No.	Manufacturer	Calibration date	Next calibration date
OTA Test System	RayZone-5000	A0011	GTS	2023.8. 14	2025.8.13
Network Analyzer	E5071C	C0017	KEYSIGHT	2024.5. 11	2025.5.10

1.5 Test environment

Temperature	24.8℃
Humidity	83%RH
Pressure	100.06kPa

1.6 Statement

(1) The test results in the report are only applicable to the tested samples and the tested samples work under the environment described in the report.
(2) Only Shenzhen XinHua Technology co.,Ltd have the right to modify the report, and the modification information shall be annotated in the revision form.
(3) Any objection to this report shall be raised within 30 days after formal confirmation of the report.
(4) This report is invalid if there is any evidence that the sample information provided is falsified.
(5) The report is invalid without the signature of the auditor and approver.

2.Sample Information

2.1 Description of EUT(S)

Test Item	VSWR;Antenna gain; Efficiency; Radiation pattern
Frequency Range	2400-2500MHz
Received Date	April 17, 2025
Test Date	April 18, 2025

2.2 EUT appearance

View Of Product-01



View Of Product-02

2.3 EUT setup photo of free space OTA testing



3. Test Results

3.1 Test uncertainty

The uncertainty was calculated on the basis of the GUM published by ISO, using the inclusion factor of K=2 and the 95% confidence level to express the extendeduncertainty.

Item	Uncertainty
VSWR	±0.3
Antenna gain	±0.72dB
Radiation efficiency	±0.72dB

3.2 Test data

3.2.1 VSWR parameters

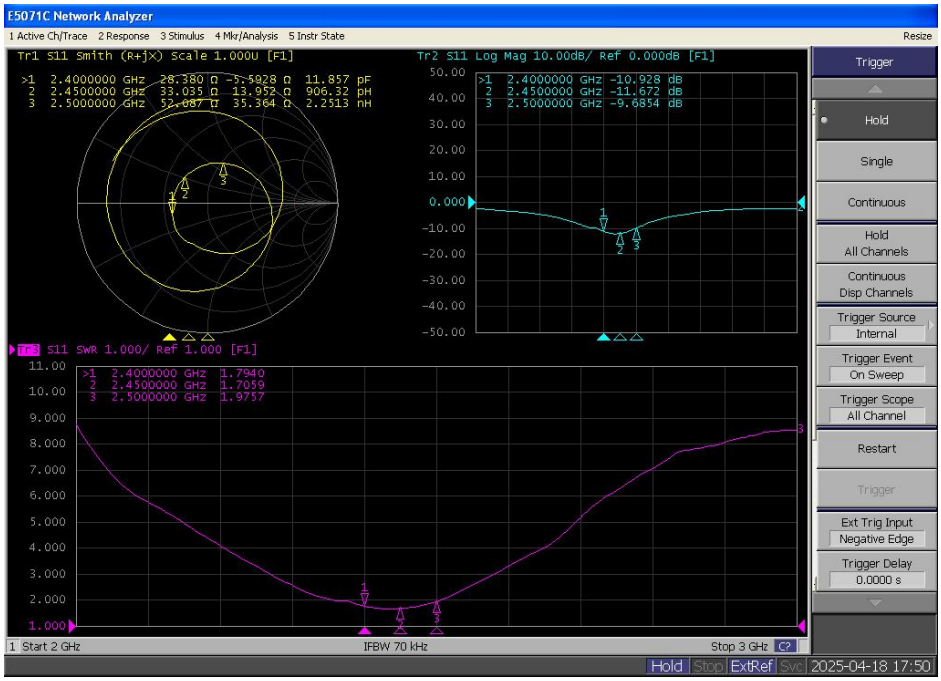

3.2.2 VSWR data

Frequency/MHz	2400	2450	2500
VSWR	1.79	1.70	1.97

3.2.3 Typical free space efficiency and gain

Frequency ID	1	2	3	4	5	6	7	8	9	10	11
Frequency (MHz)	2400.0	2410.0	2420.0	2430.0	2440.0	2450.0	2460.0	2470.0	2480.0	2490.0	2500.0
Gain (dBi)	-0.57	-0.81	-1.04	-1.23	-0.73	-0.80	-1.03	-0.78	-0.70	-0.66	-0.97
Efficiency (%)	23.36	23.08	21.98	21.51	22.41	21.79	22.24	22.72	23.53	24.47	23.70

3.2.4 Radiation pattern

(1) 2400.0MHz Total(E1-XZ), Max= -1.95dBi：

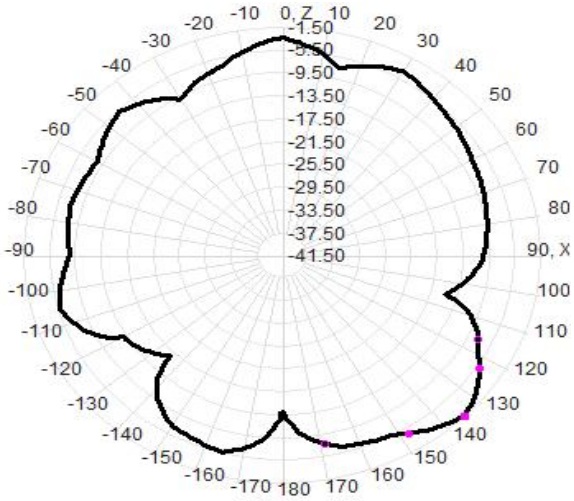

（2）2450.0MHz Total(E1-XZ), Max= -1.68dBi：

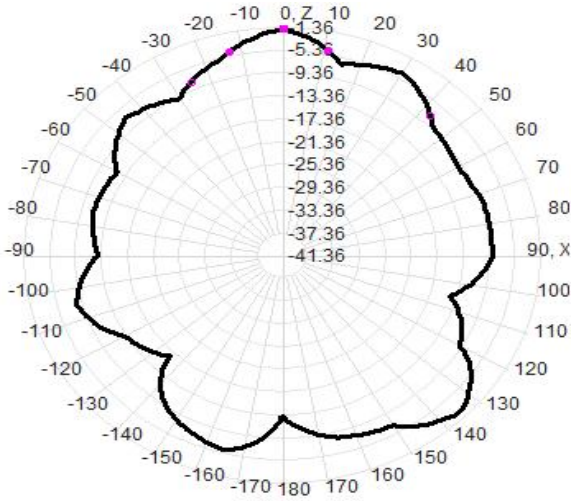

（3）2500.0MHz Total(E1-XZ), Max= -1.10dBi：

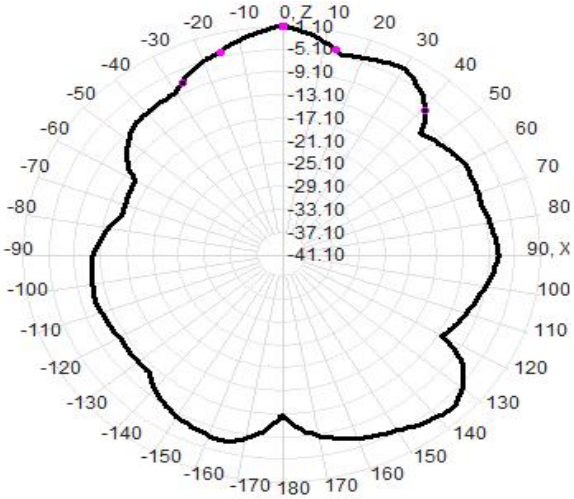

（4）Typicall Free Space 3D Radiation Pattern at 2400MHz(unit:dBi)

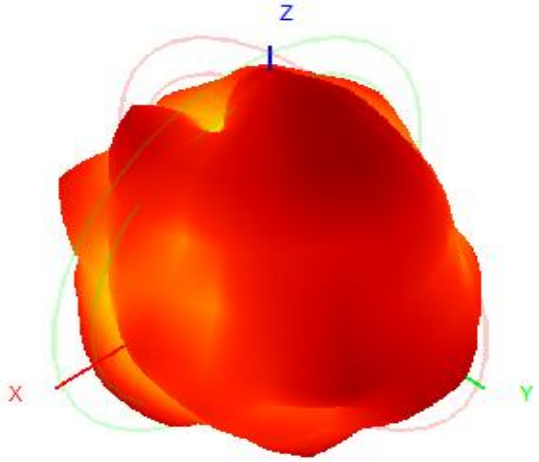

（5）Typicall Free Space 3D Radiation Pattern at 2450MHz(unit:dBi)

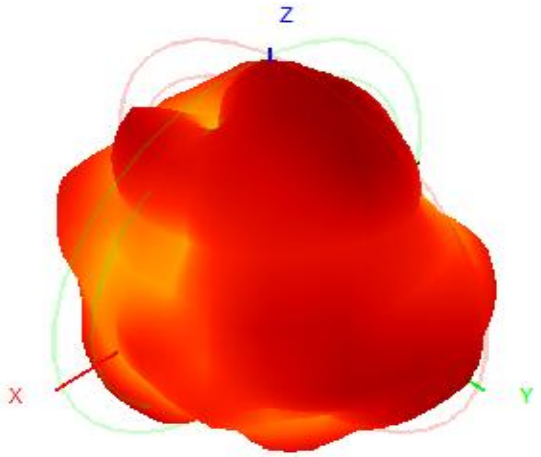

（6）Typicall Free Space 3D Radiation Pattern at 2500MHz(unit:dBi)

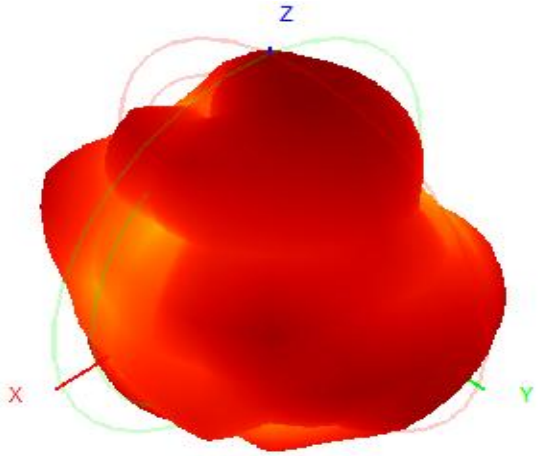

----------End----------