头戴无线耳机

W01

1.包装清单

用户使用手册 ×1

无线头戴耳机 ×1

USB 充电线 ×1

3.5 毫米音频线 ×1

2. 使用前须知

关闭耳机，使用充电线将耳机连接至充电器、电脑或移动电源进行充电。

备注：首次使用前，请将设备充电至少 2 小时。充电过程中红色指示灯常亮，电量充满后指示灯熄灭。

小贴士：充电时请勿使用耳机，否则会降低音质并缩短电池使用寿命。
充电前请确保 USB 接口保持干燥。

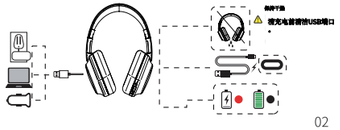

3. 连接使用说明（蓝牙连接教程）

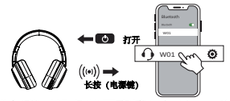

耳机与蓝牙设备的距离请勿超过 10 米。长按电源键 3 秒即可开机，开机时会响起提示音。

开启手机蓝牙，在可用设备列表中选择 W01 进行配对。若 5 分钟内未完成蓝牙连接，耳机将会自动关机。

备注（指示灯状态说明）
白灯快速闪烁：未连接蓝牙
白灯缓慢闪烁：已成功连接蓝牙
红灯常亮：正在充电

4.音频线（有线连接使用方式）

5.按键操控说明

1，电源按钮
长按1-3秒:开机/关机单击:播放/暂停/接听/结束通话
双击:重拨最后一个号码:
长按3秒:拒接来电
2，加号按钮“+”
长按:下一曲
单击:音量+
3，音量减键“—”
长按:上一曲
单击:音量减小
4，EQ按钮
单击:切换模式
长按:激活Siri
5，充电口:Type-C
6，音频输入:3.5mm AUX
7、麦克风

6.设计特性

可折叠便携式结构左耳(L)和右耳(R)的标记

7.安全信息

1、若无连接，请关闭耳机以节省电量
2、配对过程中避免其他操作
3、调整适当音量以保护听力
4、在适当条件下使用，以避免损坏
5，长时间不活动后需要充电。
6、通过USB充电时关闭耳机以避免干扰

8.技术规格

类型:耳机
失真:≤5%@1kHz
模式:有线/无线阻抗:32±15%
频率范围:100赫兹至3千赫兹
麦克风灵敏度:-42dB±3dB
范围:10米/32-50英尺
驱动单元:40毫米，钕磁铁
电池:300毫安时
充电接口:Type-C
充电时间:1.5-2小时
温度:-15oC至-40oC

9.注意事项

1、请勿使用研磨性清洁产品进行清洁
2、请勿暴露于高温或火源
3、不要长时间暴露在阳光下
4、请勿投入火中(有爆炸风险)
5、请勿拆卸或改装
6、请勿在雨中使用
7、存放于干燥处，避免极端温度、潮湿和灰尘;每月至少充电一次

10.符合FCC规范

本设备符合
FCC规则第15部分
不应造成有害干扰
应接受任何接收到的干扰
未经授权的更改可能使使用权无效

11.售后服务

365天免费退货
如果您不满意，我们将发送
更换或全额退款
支持快速响应
快速响应并确保满意度

英文/English

Headset

W01

1.Packing List

User Manual ×1

Wireless Over-Ear Headphones × 1

USB Charging Cable × 1

3.5mm Audio Cable × 1

2. Pre-Use Instructions

Turn off the headphones, then connect the headphones to a charger, computer or power bank via the charging cable for charging.

Note:Before first use, charge the device for at least 2 hours.The red indicator light stays on steadily during charging; the indicator will turn off once the battery is fully charged.

Tips: Do not use the headphones while charging, as this will degrade sound quality and shorten the battery service life.Ensure the USB port is dry before charging.

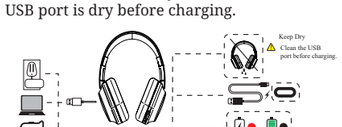

3. Connection Instructions (Bluetooth Pairing Tutorial)

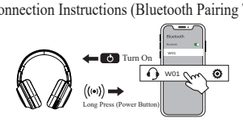

Keep the distance between the headphones and Bluetooth device within 10 meters. Press and hold the power button for 3 seconds to power on, and a prompt tone will play upon startup.

Turn on Bluetooth on your mobile phone, then select W01 from the available device list to complete pairing. If Bluetooth connection is not established within 5 minutes, the headphones will power off automatically.

Notes (Indicator Light Status Guide)
Fast flashing white light: Bluetooth not connected
Slow flashing white light: Bluetooth connected successfully
Steady red light: Charging in progress

4. Audio Cable (Wired Connection Usage)

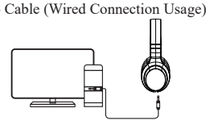

5. Button Operation Instructions

1、Power Button
Press and hold for 1–3 seconds: Power On / Power Off
Single click: Play / Pause / Answer call / End call
Double click: Redial the last dialed number
Press and hold for 3 seconds: Reject incoming call
2、Volume Up Button "+"
Press and hold: Next track
Single click: Volume Up
3、Volume Down Button "–"
Press and hold: Previous track
Single click: Volume Down
4、EQ Button
Single click: Switch sound modes
Press and hold: Activate Siri
5、Charging Port: Type-C
6、Audio Input: 3.5mm AUX Jack
7、Microphone

6. Design Features

Foldable portable structure, marked with Left (L) and Right (R) ear indicators

7. Safety Information

1、Power off the headphones to save battery power when not connected to any device.
2、Avoid other operations during the pairing process.
3、Adjust the volume to an appropriate level to protect your hearing.
4、Use the device under suitable conditions to prevent damage.
5、Charge the headphones after long periods of inactivity.
6、Turn off the headphones while charging via USB to avoid interference.

8. Technical Specifications

Type: Headphones
Total Harmonic Distortion: ≤5% @ 1kHz
Mode: Wired / Wireless
Impedance: 32Ω ±15%
Frequency Response: 100 Hz ~ 3 kHz
Microphone Sensitivity: -42dB ±3dB
Bluetooth Range: 10 meters / 32–50 feet
Driver Unit: 40mm, Neodymium Magnet
Battery Capacity: 300mAh
Charging Port: Type-C
Charging Time: 1.5 – 2 hours
Operating Temperature: -15°C ~ 40°C

9. Precautions

1、Do not use abrasive cleaning products for cleaning.
2、Do not expose the device to high temperatures or open flames.
3、Avoid prolonged exposure to direct sunlight.
4、Never throw into fire (risk of explosion).
5、Do not disassemble or modify the device.
6、Do not use it in the rain.
7、Store in a dry place; keep away from extreme temperatures, humidity and dust. Charge the headphones at least once a month.

10. FCC Compliance

This device complies with Part 15 of the FCC Rules.
It shall not cause harmful interference.
It must accept any interference received.
Unauthorized modifications may void the user’s authority to operate this equipment.

FCC Caution:
This device complies with part 15 of the FCC Rules. Operation is subject to the following two conditions: (1) This device may not cause harmful interference, and (2) this device must accept any interference received, including interference that may cause undesired operation.
Any changes or modifications not expressly approved by the party responsible for compliance could void the user's authority to operate the equipment.
NOTE: This equipment has been tested and found to comply with the limits for a Class B digital device, pursuant to Part 15 of the FCC Rules. These limits are designed to provide reasonable protection against harmful interference in a residential installation. This equipment generates, uses and can radiate radio frequency energy and, if not installed and used in accordance with the instructions, may cause harmful interference to radio communications. However, there is no guarantee that interference will not occur in a particular installation.
If this equipment does cause harmful interference to radio or television reception,
which can be determined by turning the equipment off and on, the user is encouraged to try to correct the interference by one or more of the following measures:
-- Reorient or relocate the receiving antenna.
-- Increase the separation between the equipment and receiver.
-- Connect the equipment into an outlet on a circuit different from that to which the receiver is connected.
-- Consult the dealer or an experienced radio/TV technician for help.
The device has been evaluated to meet general RF exposure requirement.
The device can be used in portable exposure condition without restriction.