Appendix Test Data

Report No.:	1818C50022612501	Test Sample No.:	1-2-2
Start Test Date:	2025.2.25	Finish Test Date:	2025.2.27
Test Engineer:	Huisen Guan	Auditor:	Justin Feng
Temperature:	20.3℃	Relative Humidity:	50%
Pressure:	101kPa		

Appendix A: 6dB Bandwidth

Test Result

Test Mode	Antenna	Frequency[MHz]	6dB BW [MHz]	FL[MHz]	FH[MHz]	Limit[MHz]	Verdict
BLE_1M	Ant1	2402	0.70	2401.65	2402.35	0.5	PASS
BLE_1M	Ant1	2440	0.66	2439.66	2440.33	0.5	PASS
BLE_1M	Ant1	2480	0.66	2479.66	2480.33	0.5	PASS

Test Graphs

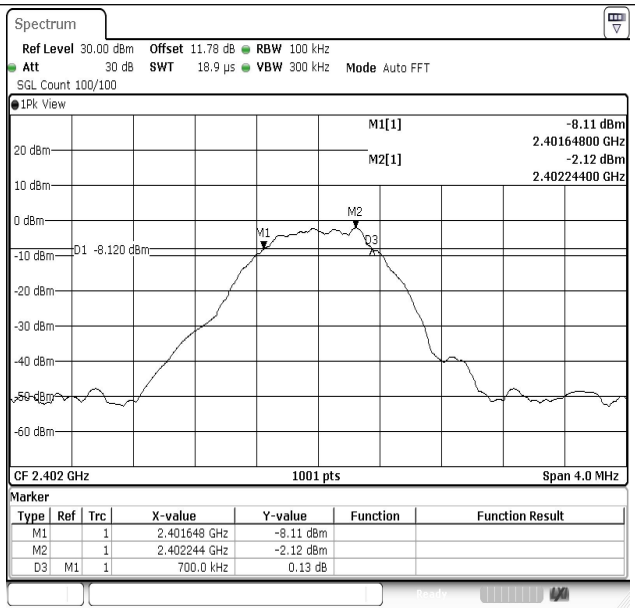

BLE_1M-Ant1-2402-PASS

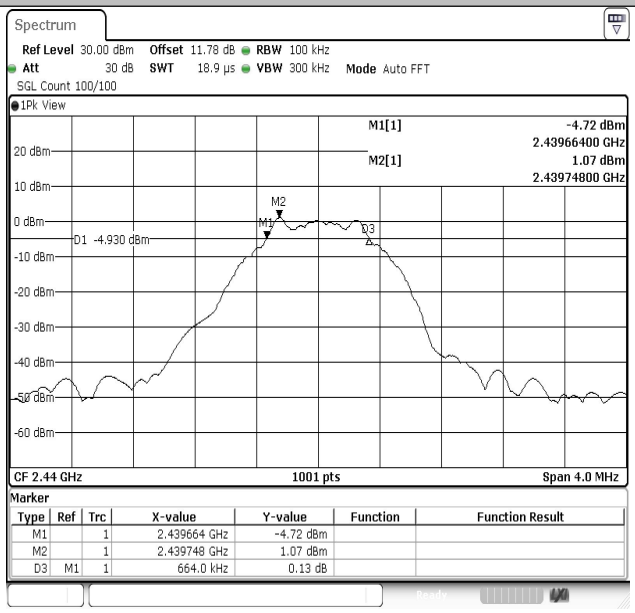

BLE_1M-Ant1-2440-PASS

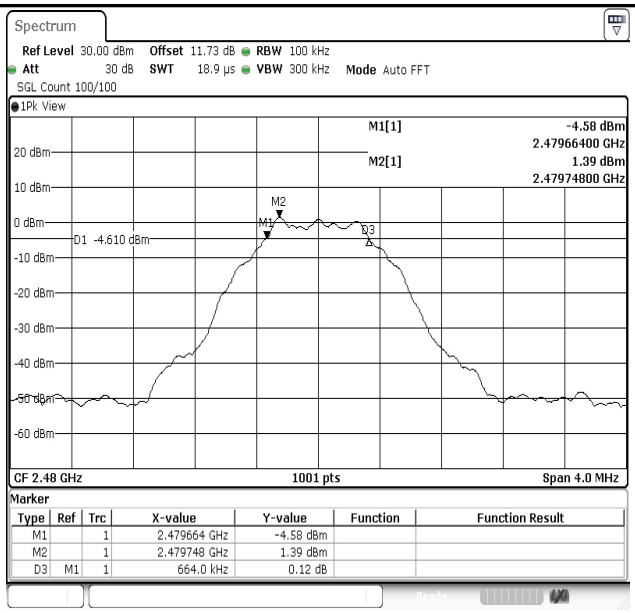

BLE_1M-Ant1-2480-PASS

Appendix B: 99% Occupied Bandwidth

Test Result

Test Mode	Antenna	Frequency[MHz]	OCB [MHz]	FL[MHz]	FH[MHz]	Limit[MHz]	Verdict
BLE_1M	Ant1	2402	1.007	2401.4925	2402.4995	---	---
BLE_1M	Ant1	2440	1.007	2439.4965	2440.5035	---	---
BLE_1M	Ant1	2480	1.011	2479.4925	2480.5035	---	---

Test Graphs

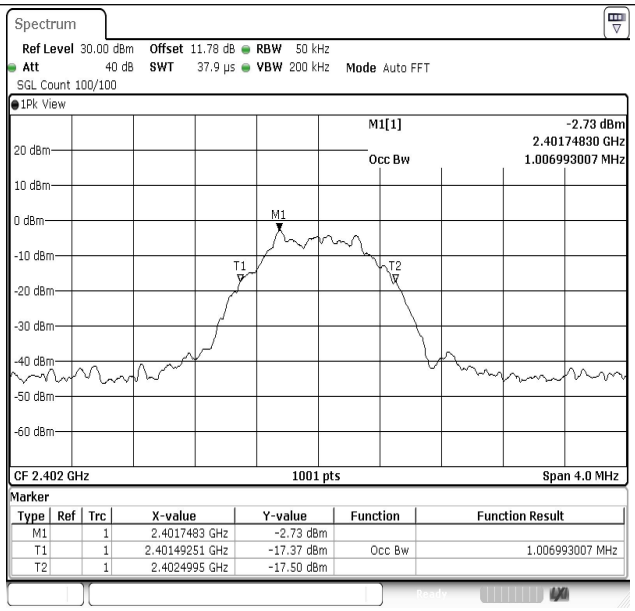

BLE_1M-Ant1-2402

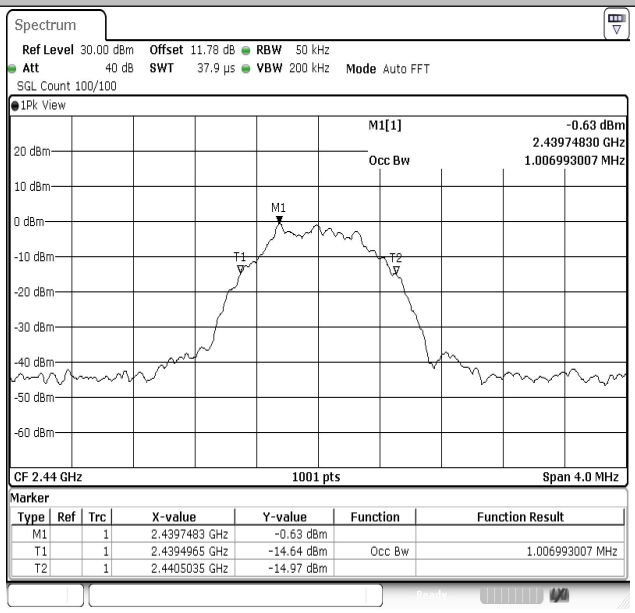

BLE_1M-Ant1-2440

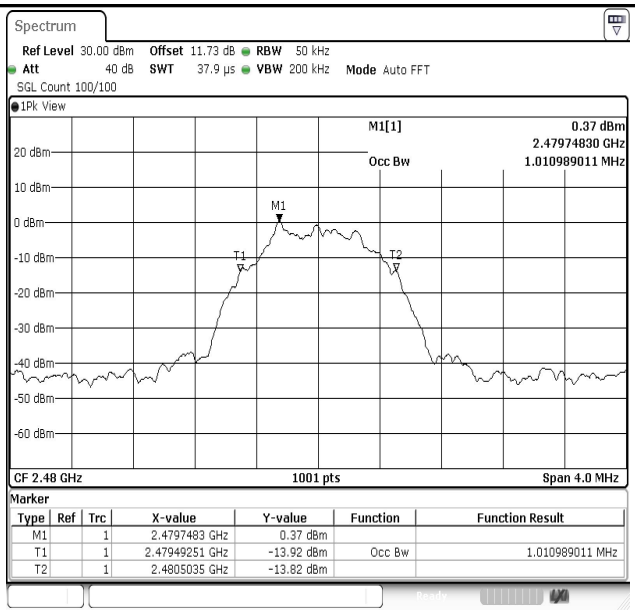

BLE_1M-Ant1-2480

Appendix C: Maximum conducted output power

Test Result Peak

Test Mode	Antenna	Frequency [MHz]	Conducted Peak Power[dBm]	Conducted Limit[dBm]	Verdict
BLE_1M	Ant1	2402	-0.58	≤30	PASS
BLE_1M	Ant1	2440	1.41	≤30	PASS
BLE_1M	Ant1	2480	1.89	≤30	PASS

Test Graphs Peak

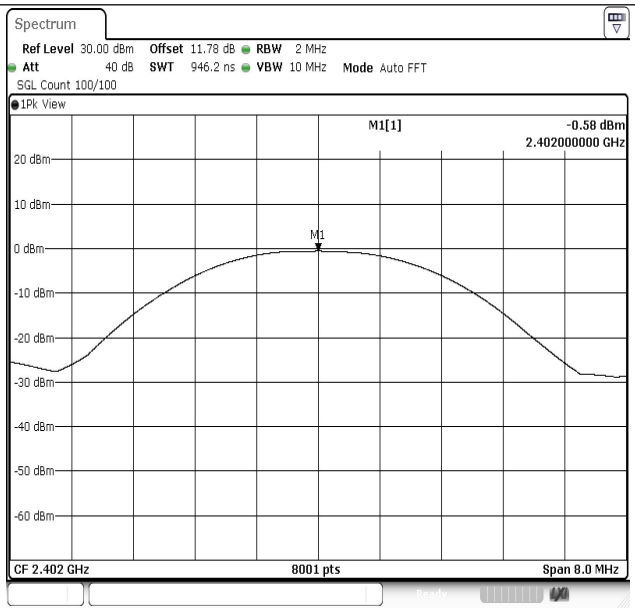

BLE_1M-Ant1-2402-PASS

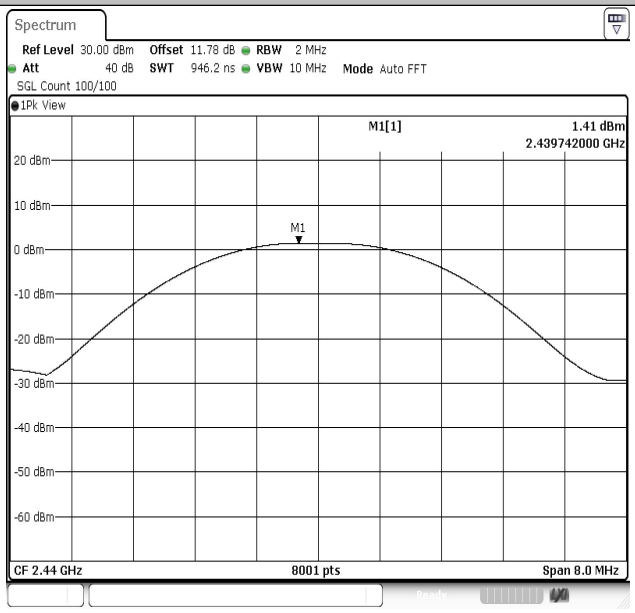

BLE_1M-Ant1-2440-PASS

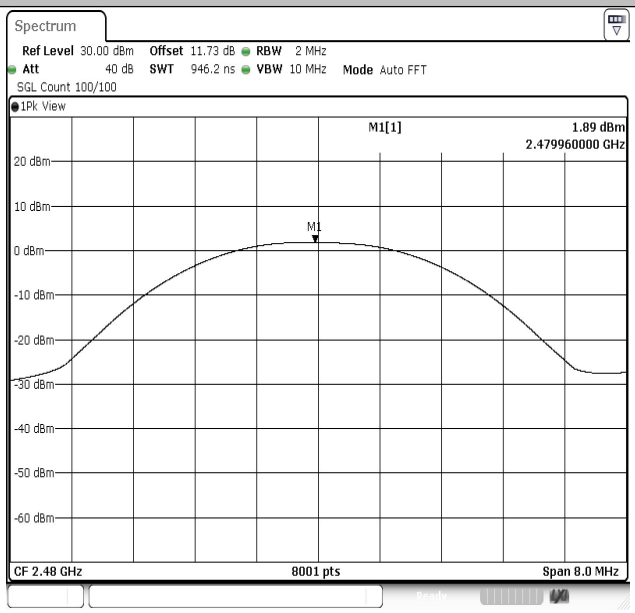

BLE_1M-Ant1-2480-PASS

Appendix D: Maximum power spectral density

Test Result

TestMode	Antenna	Frequency[MHz]	Result[dBm/3kHz]	Limit[dBm/3kHz]	Verdict
BLE_1M	Ant1	2402	-14.46	≤8.00	PASS
BLE_1M	Ant1	2440	-12.40	≤8.00	PASS
BLE_1M	Ant1	2480	-12.02	≤8.00	PASS

Test Graphs

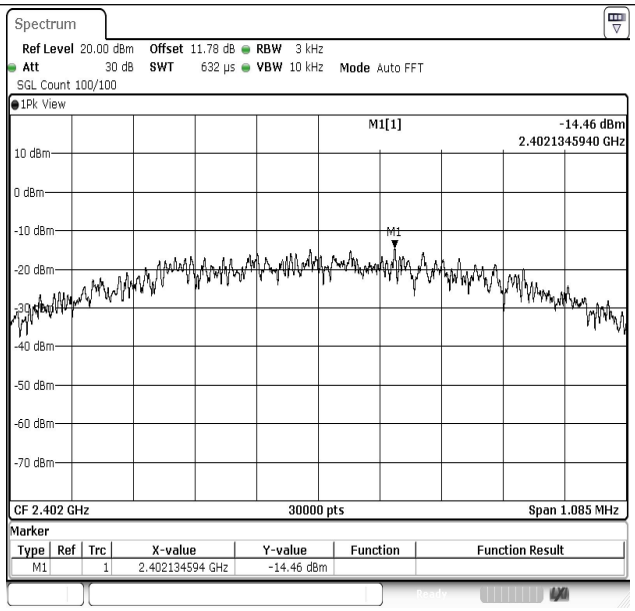

BLE_1M-Ant1-2402-PASS

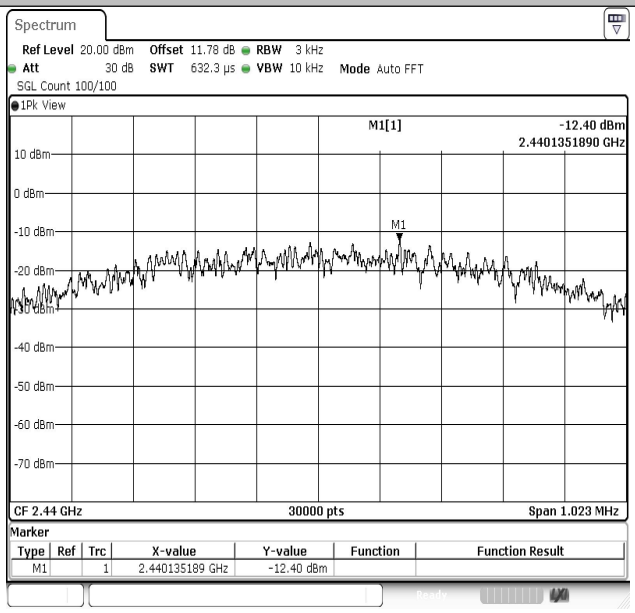

BLE_1M-Ant1-2440-PASS

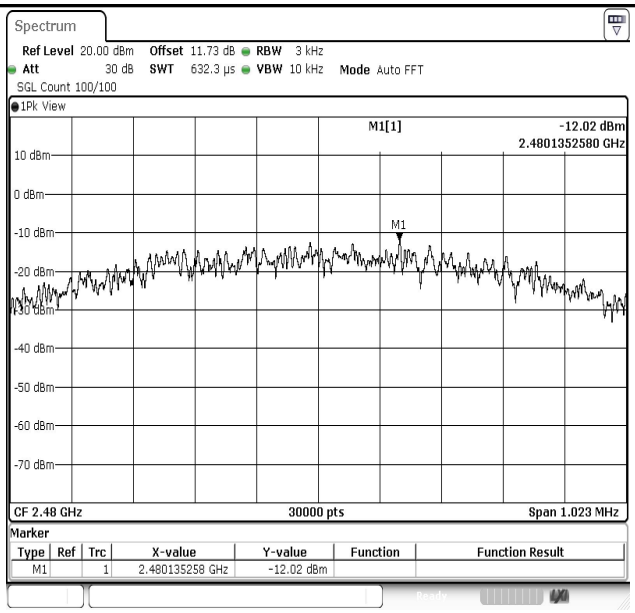

BLE_1M-Ant1-2480-PASS

Appendix E: Band edge measurements

Test Result

Test Mode	Antenna	ChName	Frequency [MHz]	RefLevel [dBm]	Result [dBm]	Limit [dBm]	Verdict
BLE_1M	Ant1	Low	2402	-0.90	-47.46	≤-20.9	PASS
BLE_1M	Ant1	High	2480	1.00	-46.85	≤-19	PASS

Test Graphs

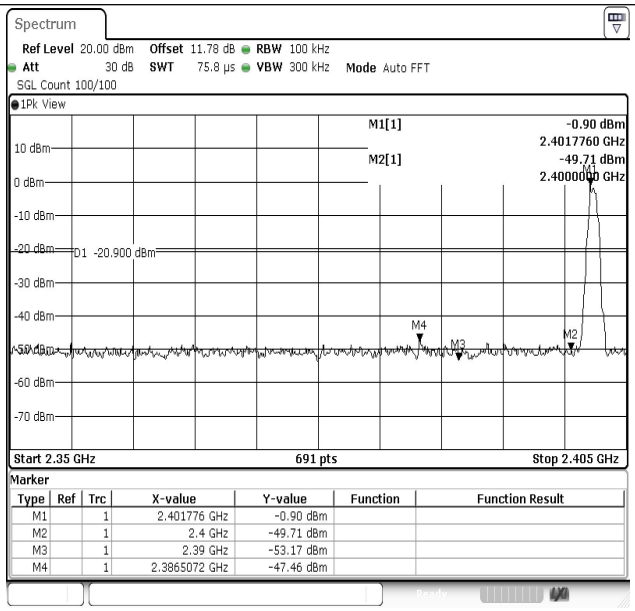

BLE_1M-Ant1-2402-PASS

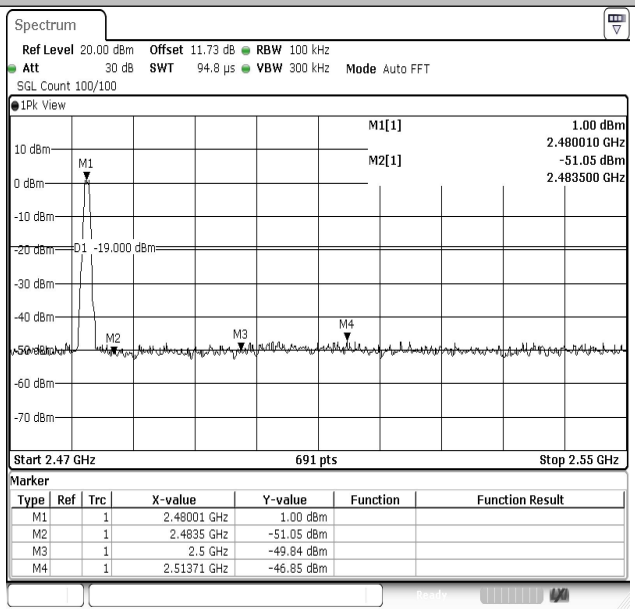

BLE_1M-Ant1-2480-PASS

Appendix F: Conducted Spurious Emission

Test Result

Test Mode	Antenna	Frequency [MHz]	Freq. Range [MHz]	Ref. Level [dBm]	Result [dBm]	Limit [dBm]	Verdict
BLE_1M	Ant1	2402	0~Reference	-2.86	-2.86	---	PASS
BLE_1M	Ant1	2402	30~1000	-2.86	-57.48	≤-22.86	PASS
BLE_1M	Ant1	2402	1000~26500	-2.86	-43.7	≤-22.86	PASS
BLE_1M	Ant1	2440	0~Reference	0.92	0.92	---	PASS
BLE_1M	Ant1	2440	30~1000	0.92	-57.88	≤-19.08	PASS
BLE_1M	Ant1	2440	1000~26500	0.92	-44.35	≤-19.08	PASS
BLE_1M	Ant1	2480	0~Reference	-0.24	-0.24	---	PASS
BLE_1M	Ant1	2480	30~1000	-0.24	-58.02	≤-20.24	PASS
BLE_1M	Ant1	2480	1000~26500	-0.24	-41.9	≤-20.24	PASS

Test Graphs

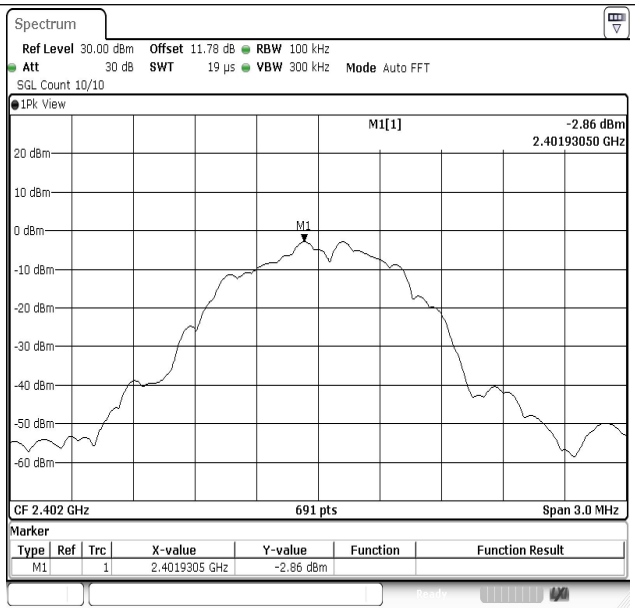

BLE_1M-Ant1-2402-0~Reference-PASS

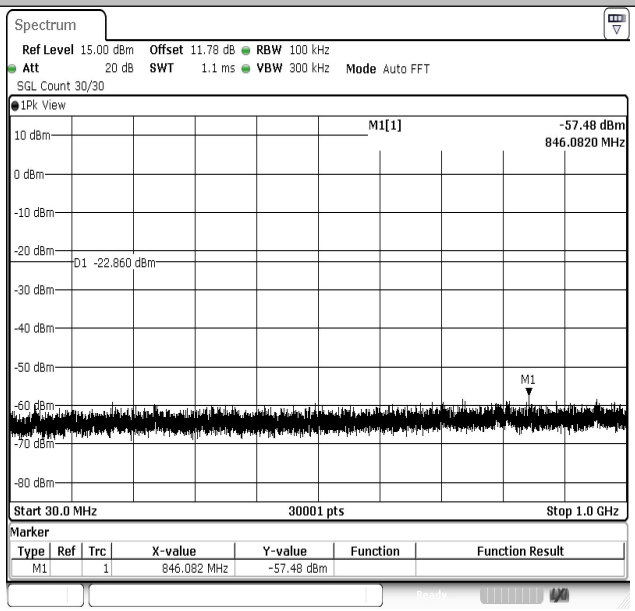

BLE_1M-Ant1-2402-30~1000-PASS

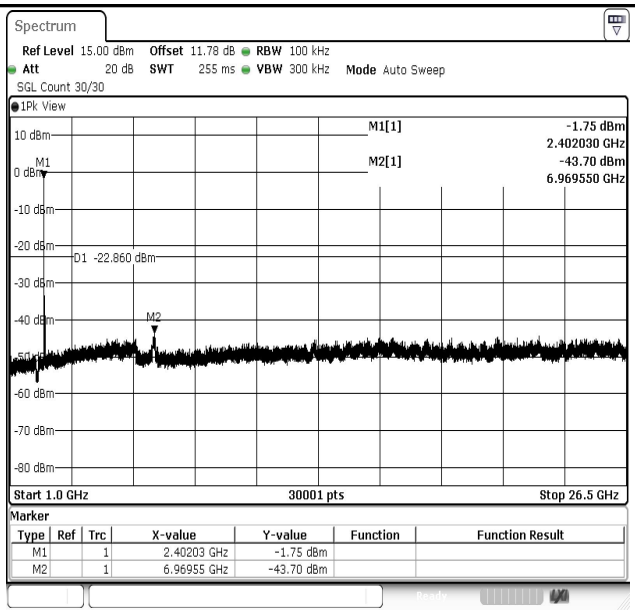

BLE_1M-Ant1-2402-1000~26500-PASS

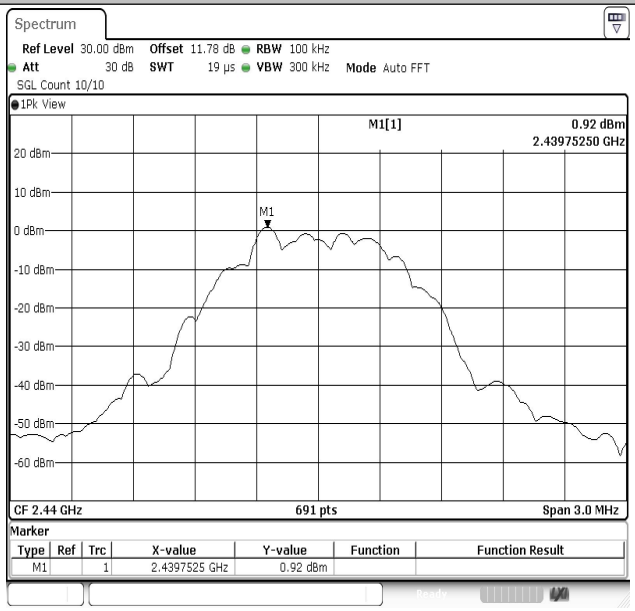

BLE_1M-Ant1-2440-0~Reference-PASS

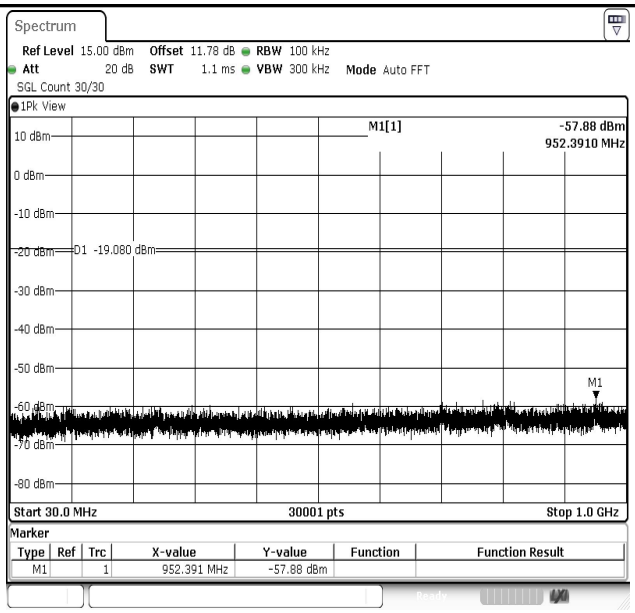

BLE_1M-Ant1-2440-30~1000-PASS

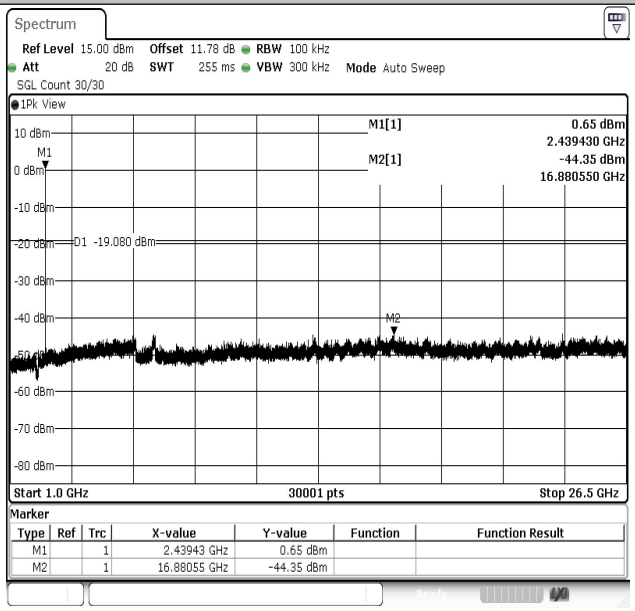

BLE_1M-Ant1-2440-1000~26500-PASS

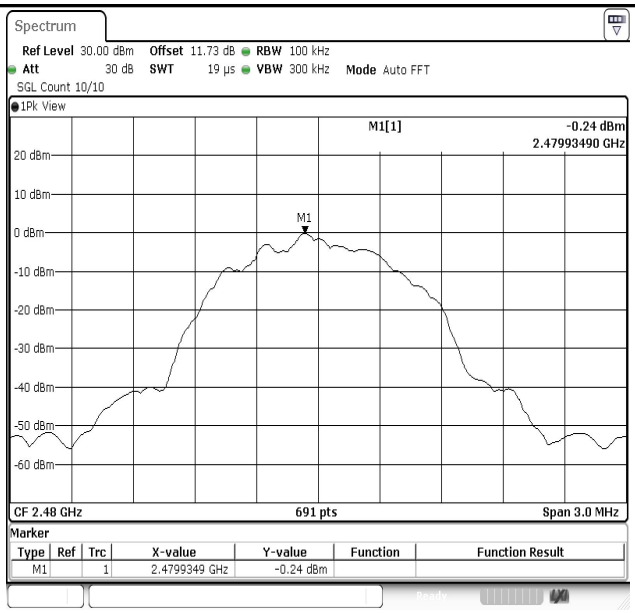

BLE_1M-Ant1-2480-0~Reference-PASS

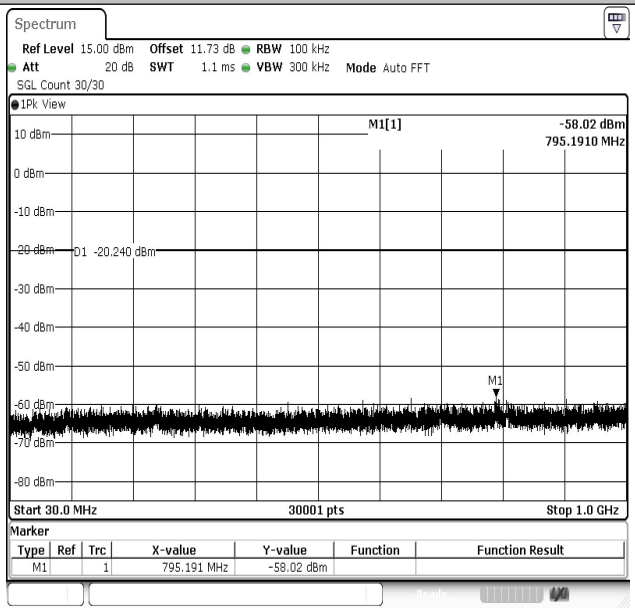

BLE_1M-Ant1-2480-30~1000-PASS

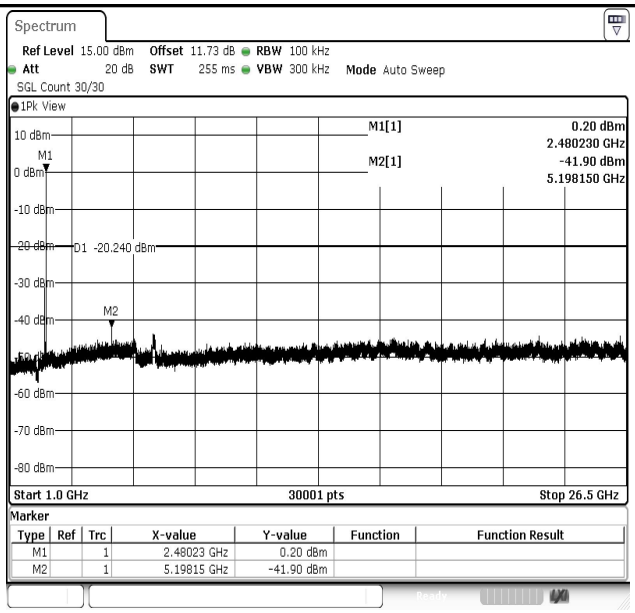

BLE_1M-Ant1-2480-1000~26500-PASS

Appendix G: Duty Cycle

Test Result

Test Mode	Antenna	Frequency [MHz]	ON Time [ms]	Period [ms]	Duty Cycle [%]	Duty Cycle Factor[dB]
BLE_1M	Ant1	2402	1.64	1.88	87.23	0.59
BLE_1M	Ant1	2440	1.64	1.88	87.23	0.59
BLE_1M	Ant1	2480	1.64	1.88	87.23	0.59

Test Graphs

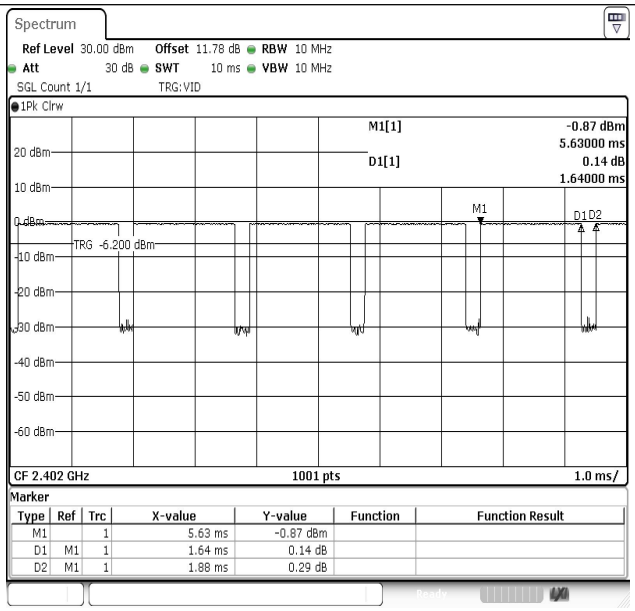

NTNV-BLE_1M-Ant1-2402

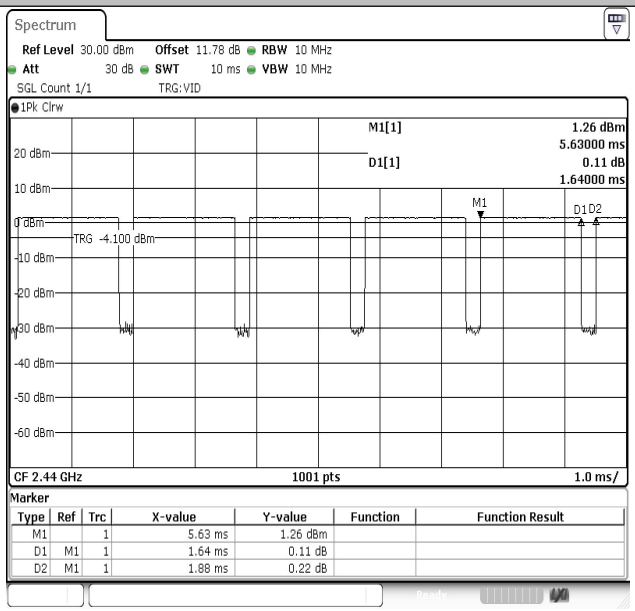

NTNV-BLE_1M-Ant1-2440

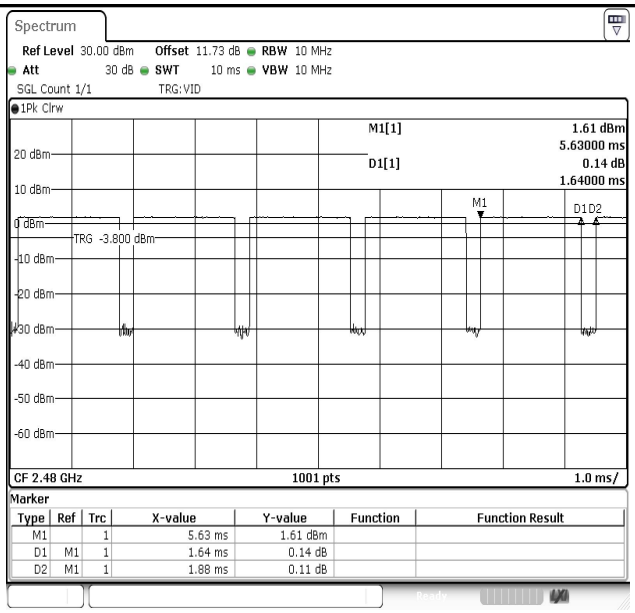

NTNV-BLE_1M-Ant1-2480

---End---