Appendix Report

Report No.:	CISRR25031310002
Test Engineer:	Mark Fu
Supervised by:	Rory Huang

1) Duty Cycle

Test Result

Mode	Channel	On Time (ms)	Period (ms)	Duty Cycle (%)	Duty Cycle (linear)	Duty Cycle Factor (dB)	1/T
BLE 1M	0	2.134	2.499	85.41	0.8541	0.6849	0.4686
	19	2.133	2.499	85.37	0.8537	0.6869	0.4688
	39	2.134	2.500	85.37	0.8537	0.6869	0.4686

Test Graphs

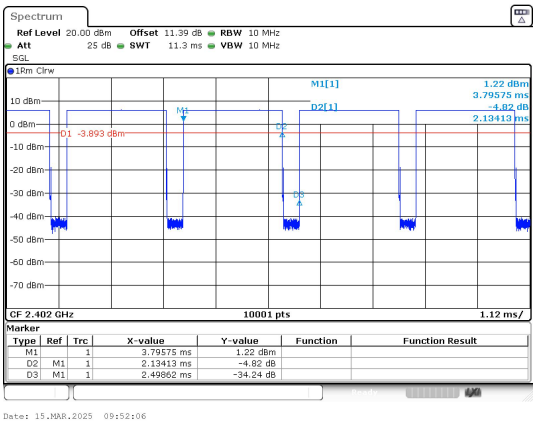

BLE 1M_Channel 0

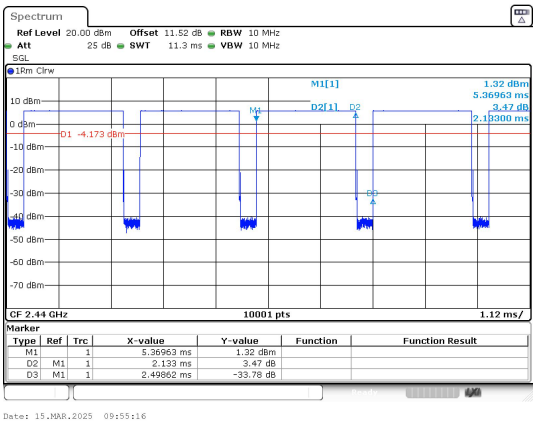

BLE 1M_Channel 19

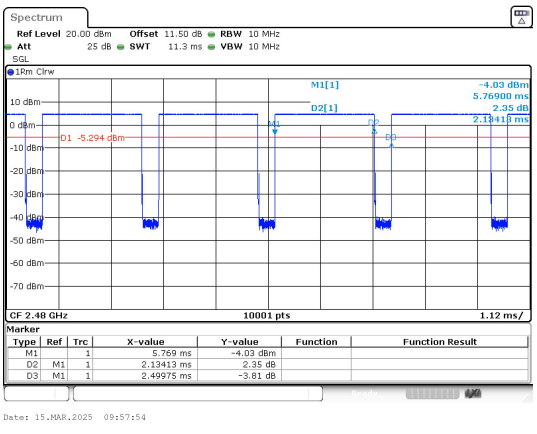

BLE 1M_Channel 39

2) Power Spectral Density

Test Result

Mode	Channel	PSD (dBm/3kHz)	Limit (dBm/3kHz)	Result
BLE 1M	0	-10.810	≤8	PASS
BLE 1M	19	-10.610	≤8	PASS
BLE 1M	39	-12.110	≤8	PASS

Test Graphs

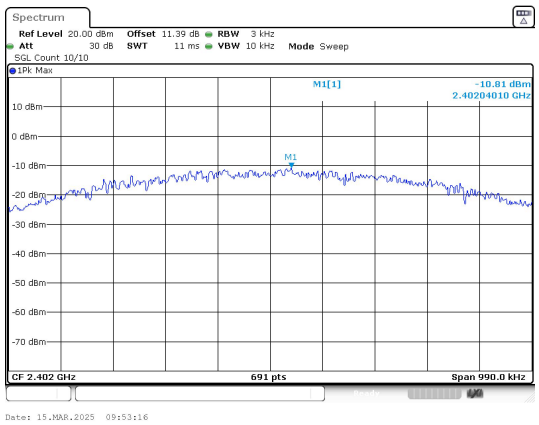

BLE 1M_Channel 0

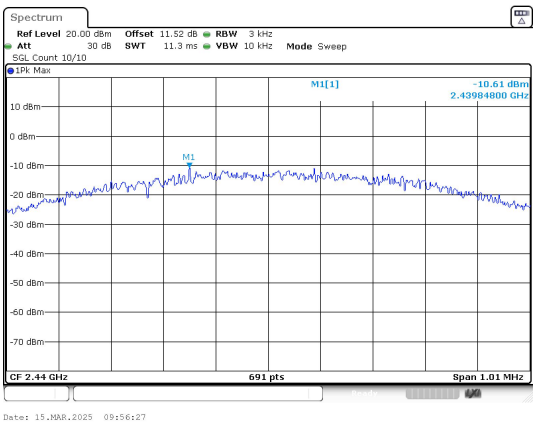

BLE 1M_Channel 19

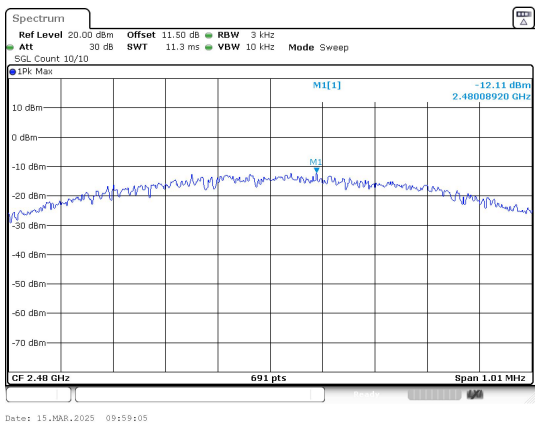

BLE 1M_Channel 39

3) Conducted Output Power

Test Result

Mode	Channel	Peak Output Power (dBm)	Peak Output Power (mW)	Result
BLE 1M	0	6.06	4.04	PASS
	19	5.86	3.85	PASS
	39	4.77	3.0	PASS

Test Graphs

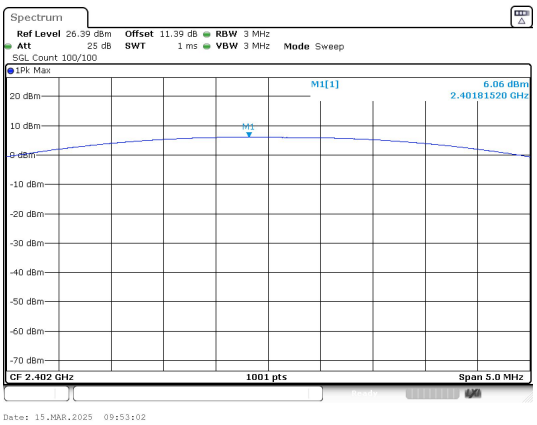

Peak Output Power

BLE 1M_Channel 0

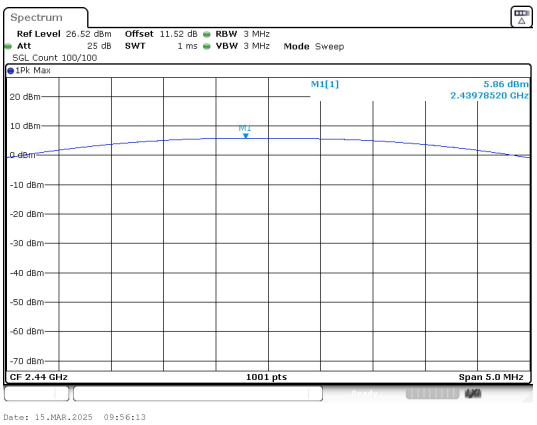

Peak Output Power

BLE 1M_Channel 19

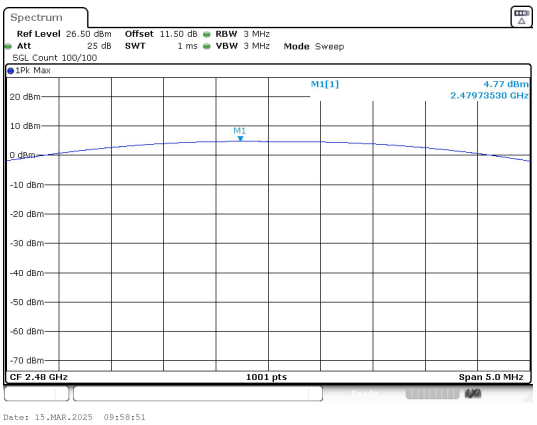

Peak Output Power

BLE 1M_Channel 39

4) 6dB Bandwidth

Test Result

Mode	Channel	Center Frequency (MHz)	6 dB Bandwidth (MHz)	Limit (MHz)	Result
BLE 1M	0	2402	0.6600	≥0.5	PASS
	19	2440	0.6700		PASS
	39	2480	0.6700		PASS

Test Graphs

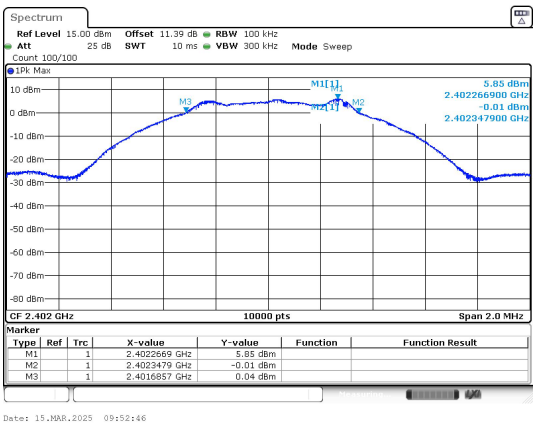

BLE 1M_Channel 0

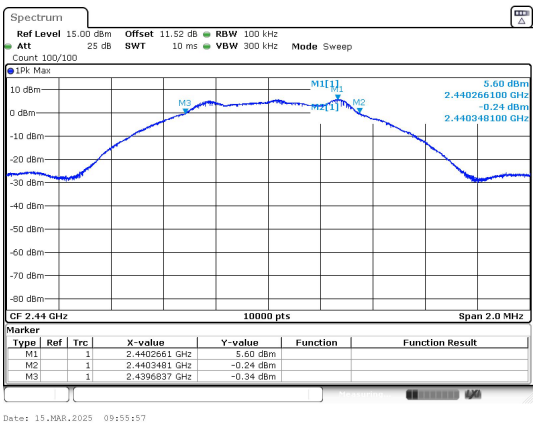

BLE 1M_Channel 19

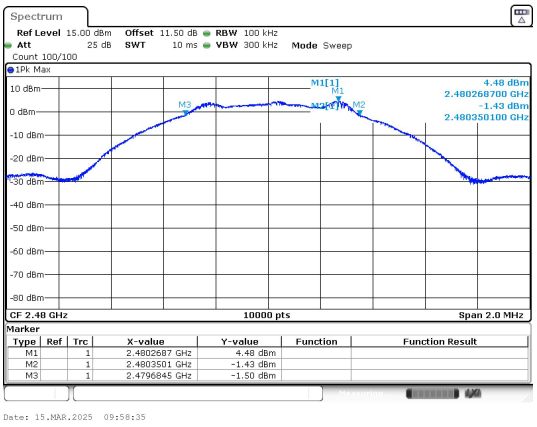

BLE 1M_Channel 39

5) Conducted Out Of Band Emission

Test Result

Mode	Channel	OOB Emission Frequency (MHz)	OOB Emission Level (dBm)	Limit (dBm)	Over Limit (dB)	Result
BLE 1M	0	2399.00	-36.223	-14.22	-22.003	PASS
		2400.00	-42.020	-14.22	-27.800	PASS
		7206.80	-41.729	-14.22	-27.509	PASS
	19	9753.73	-41.494	-14.41	-27.084	PASS
	39	2483.50	-43.400	-15.5	-27.900	PASS
		9914.37	-38.265	-15.5	-22.765	PASS

Test Graphs

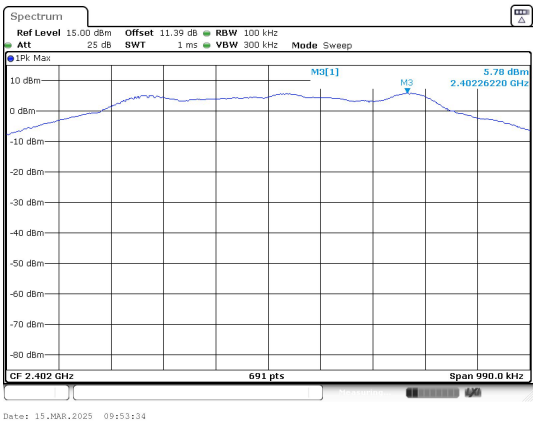

In-Band Reference Level

BLE 1M_Channel 0

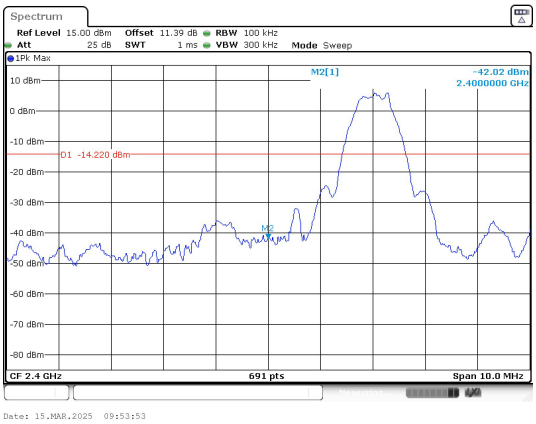

Out Of Band Emission

BLE 1M_Channel 0

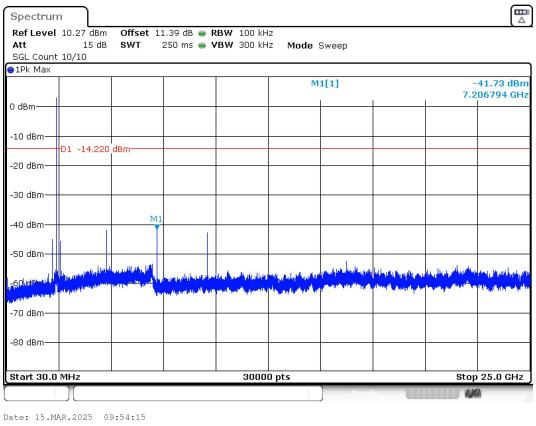

30.0 MHz - 25000.0 MHz

BLE 1M_Channel 0

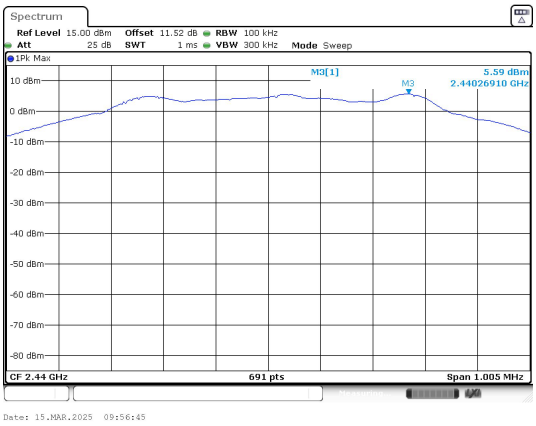

In-Band Reference Level

BLE 1M_Channel 19

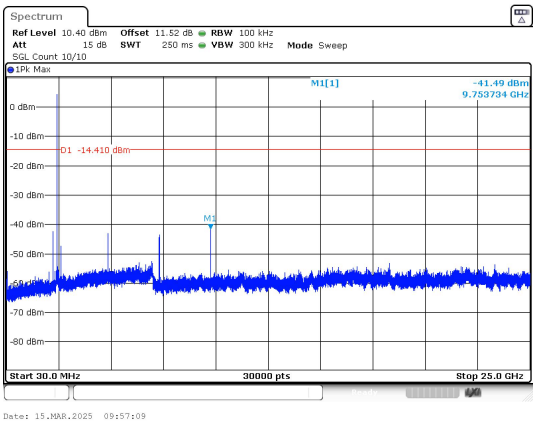

30.0 MHz - 25000.0 MHz

BLE 1M_Channel 19

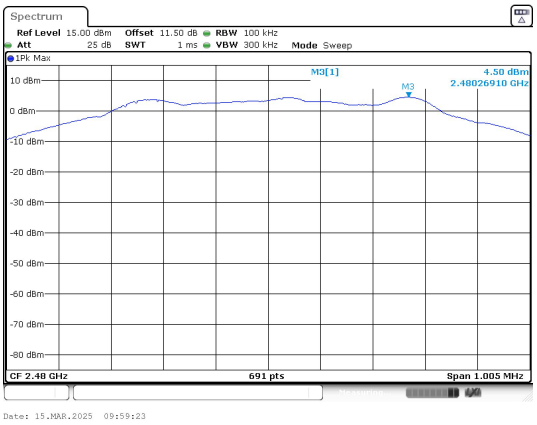

In-Band Reference Level

BLE 1M_Channel 39

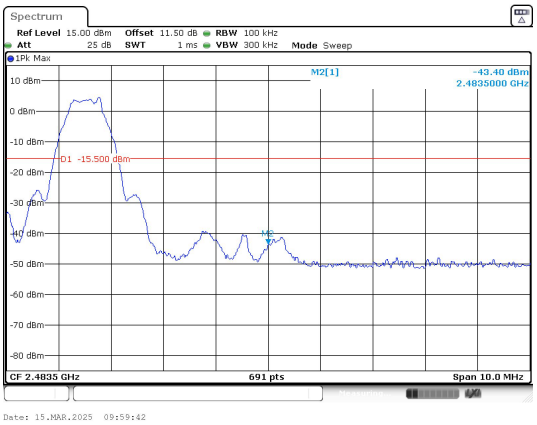

Out Of Band Emission

BLE 1M_Channel 39

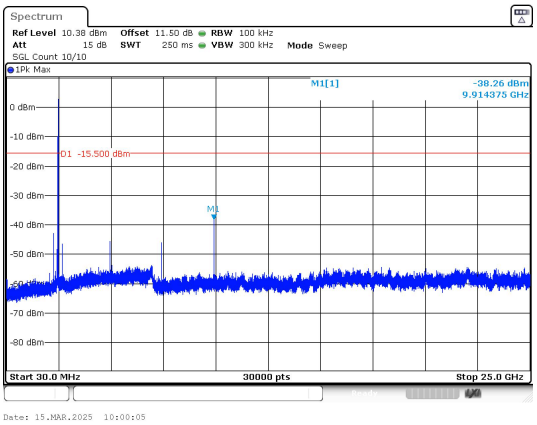

30.0 MHz - 25000.0 MHz

BLE 1M_Channel 39

------End of the report-----