Test Setup Photos of the EUT

Adapter power supply:

Test Setup Photo(s) of Radiated Emissions Measurement



Fig. 1



Fig. 2

Test Setup Photo(s) of Conducted Emissions Measurement

Fig. 3

POE Power Supply:

Test Setup Photo(s) of Radiated Emissions Measurement



Fig. 5



Fig. 6

Test Setup Photo(s) of Conducted Emissions Measurement



Fig. 7