Appendix Test Data for BT(BDR/EDR) (Conducted Measurement)

Product Name: AROMA DIFFUSER HUMIDIFIER

Trade Mark: CECOTEC

Test Model: 05647

FCC ID: 2BODL-05647

Environmental Conditions

Temperature:	24.5℃
Relative Humidity:	51%
ATM Pressure:	100.0 kPa
Test Engineer:	Tony luo
Supervised by:	Max zhang
NOTE	N/A

1. Bandwidth

1.1 Test Result

1.1.1 OBW

Mode	TX Type	Frequency (MHz)	Packet Type	ANT	99% Occupied Bandwidth (MHz)		Verdict
					Result	Limit	
GFSK	SISO	2402	DH5	1	0.862	/	Pass
		2441	DH5	1	0.862	/	Pass
		2480	DH5	1	0.861	/	Pass
Pi/4DQPSK	SISO	2402	2DH5	1	1.198	/	Pass
		2441	2DH5	1	1.188	/	Pass
		2480	2DH5	1	1.192	/	Pass

1.1.2 20dB BW

Mode	TX Type	Frequency (MHz)	Packet Type	ANT	20dB Bandwidth (MHz)		Verdict
					Result	Limit	
GFSK	SISO	2402	DH5	1	0.938	/	Pass
		2441	DH5	1	0.939	/	Pass
		2480	DH5	1	0.953	/	Pass
Pi/4DQPSK	SISO	2402	2DH5	1	1.291	/	Pass
		2441	2DH5	1	1.316	/	Pass
		2480	2DH5	1	1.284	/	Pass

1.2 Test Graph

1.2.1 OBW

GFSK_DH5_LCH_2402MHz_Ant1_NTNV

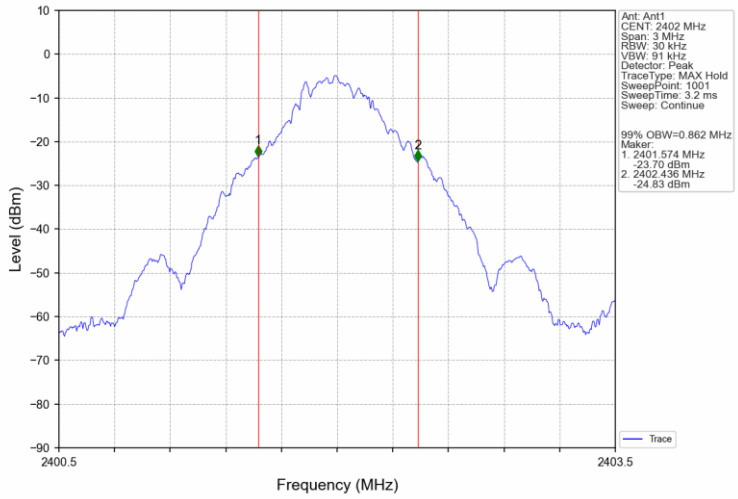

GFSK_DH5_MCH_2441MHz_Ant1_NTNV

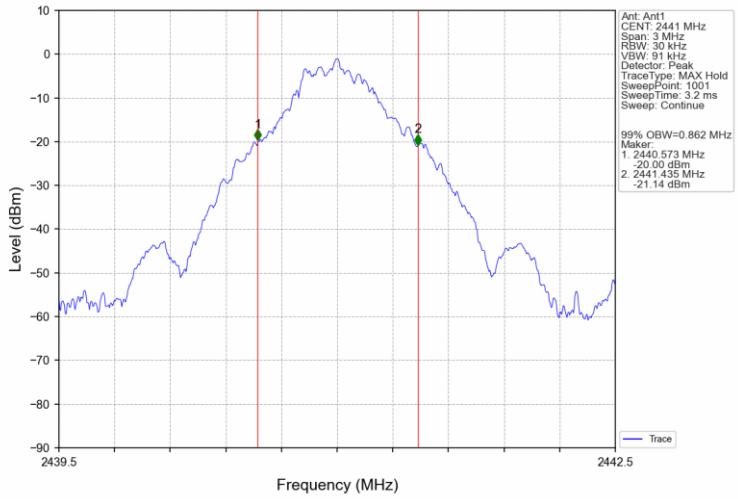

GFSK_DH5_HCH_2480MHz_Ant1_NTNV

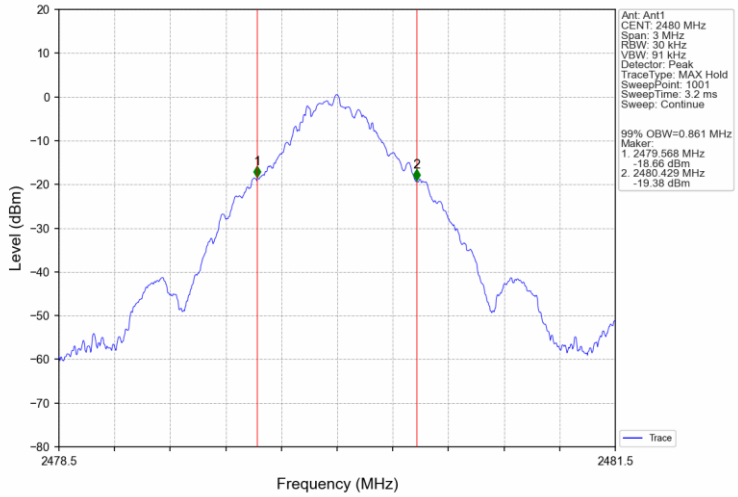

Pi/4DQPSK_2DH5_LCH_2402MHz_Ant1_NTNV

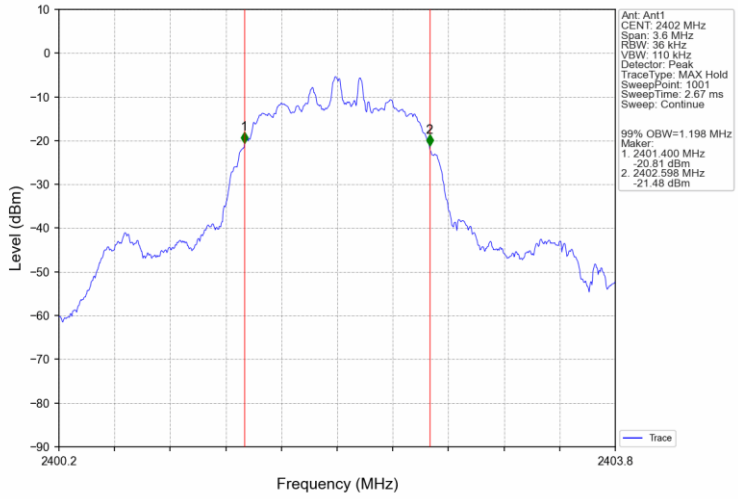

Pi/4DQPSK_2DH5_MCH_2441MHz_Ant1_NTNV

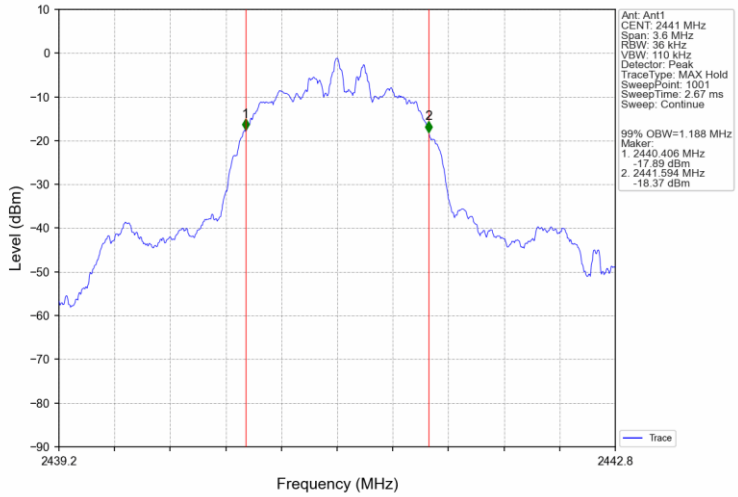

Pi/4DQPSK_2DH5_HCH_2480MHz_Ant1_NTNV

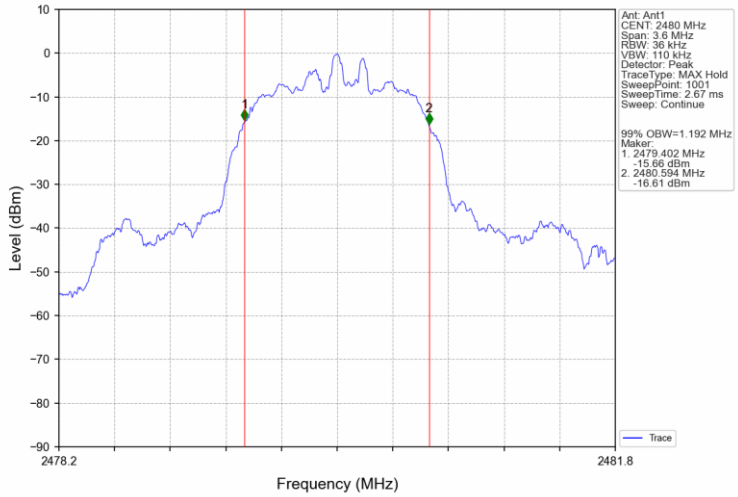

1.2.2 20dB BW

GFSK_DH5_LCH_2402MHz_Ant1_NTNV

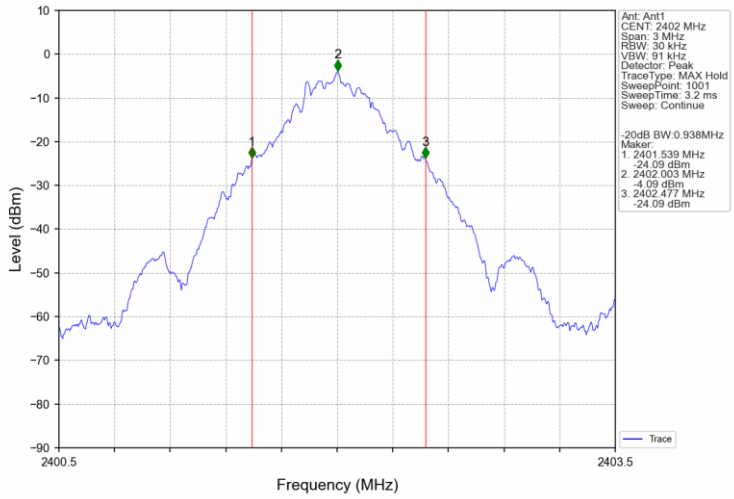

GFSK_DH5_MCH_2441MHz_Ant1_NTNV

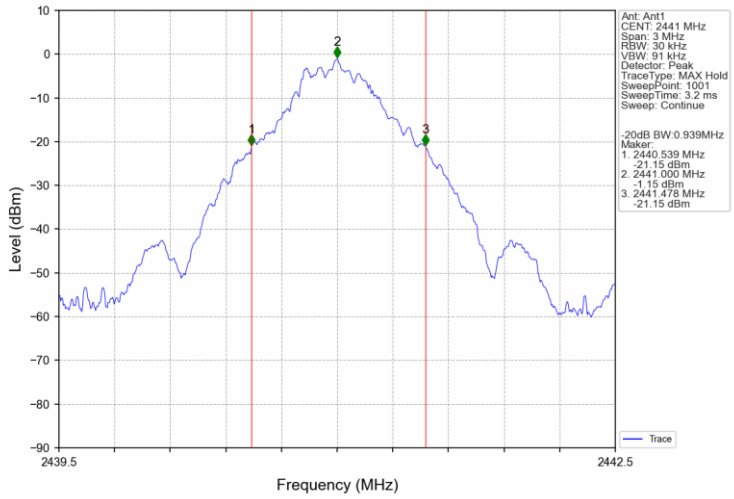

GFSK_DH5_HCH_2480MHz_Ant1_NTNV

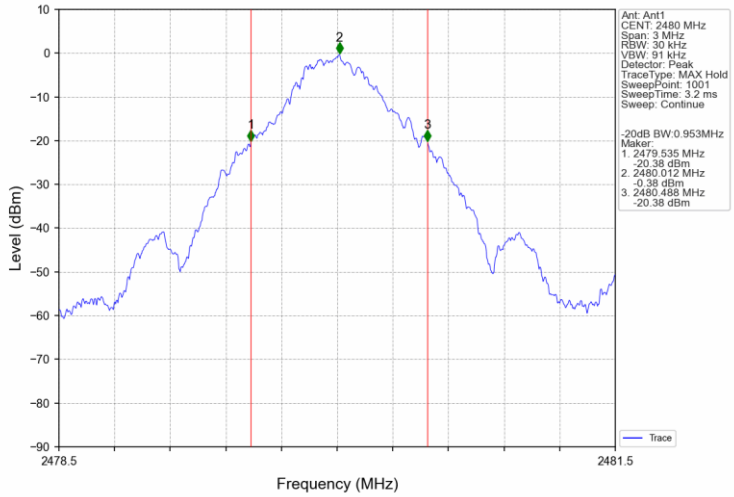

Pi/4DQPSK_2DH5_LCH_2402MHz_Ant1_NTNV

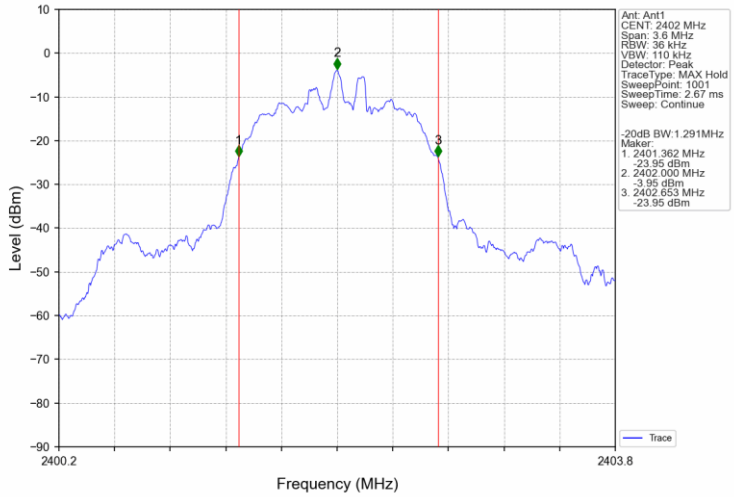

Pi/4DQPSK_2DH5_MCH_2441MHz_Ant1_NTNV

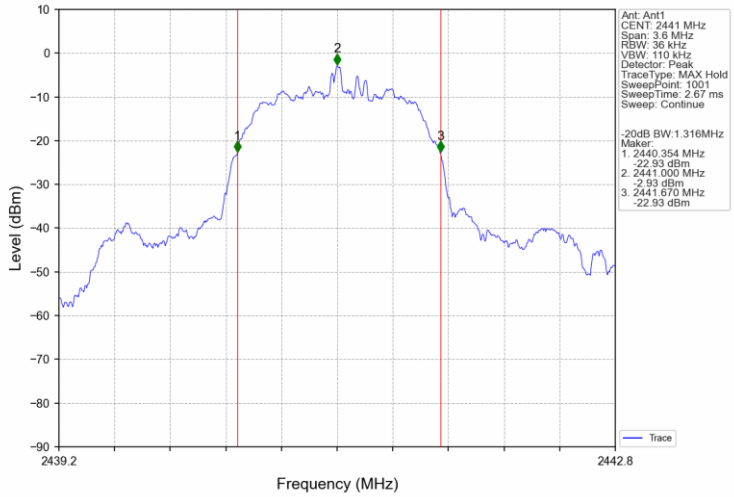

Pi/4DQPSK_2DH5_HCH_2480MHz_Ant1_NTNV

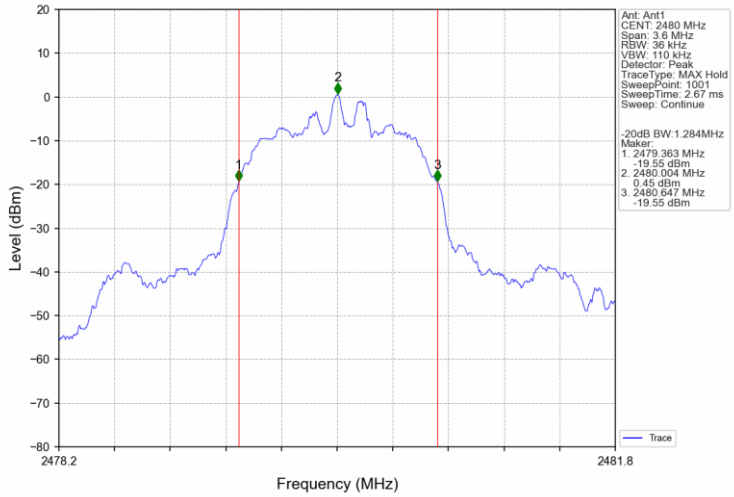

2. Maximum Conducted Output Power

2.1 Test Result

2.1.1 Power

Mode	TX Type	Frequency (MHz)	Packet Type	Maximum Peak Conducted Output Power (dBm)		Verdict
				ANT1	Limit	
GFSK	SISO	2402	DH5	-4.01	<=30	Pass
		2441	DH5	-0.95	<=30	Pass
		2480	DH5	0.58	<=30	Pass
Pi/4DQPSK	SISO	2402	2DH5	-2.71	<=20.97	Pass
		2441	2DH5	-0.03	<=20.97	Pass
		2480	2DH5	1.57	<=20.97	Pass
Note1: Antenna Gain: Ant1: -0.58dBi;						

2.2 Test Graph

2.2.1 Power

GFSK_DH5_LCH_2402MHz_Ant1_NTNV

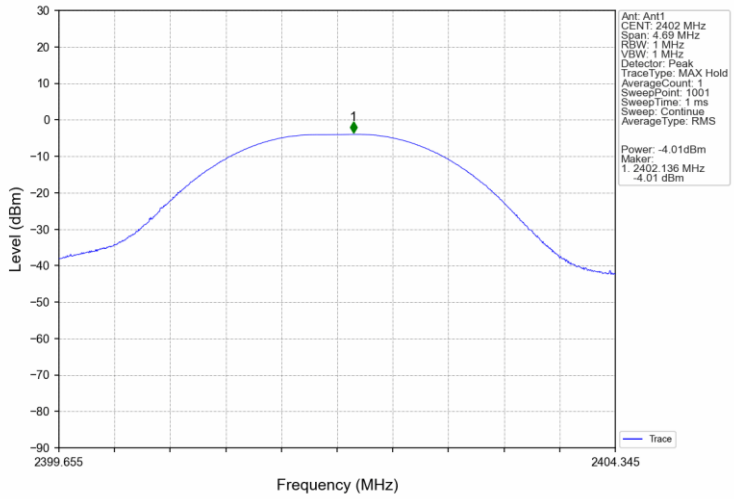

GFSK_DH5_MCH_2441MHz_Ant1_NTNV

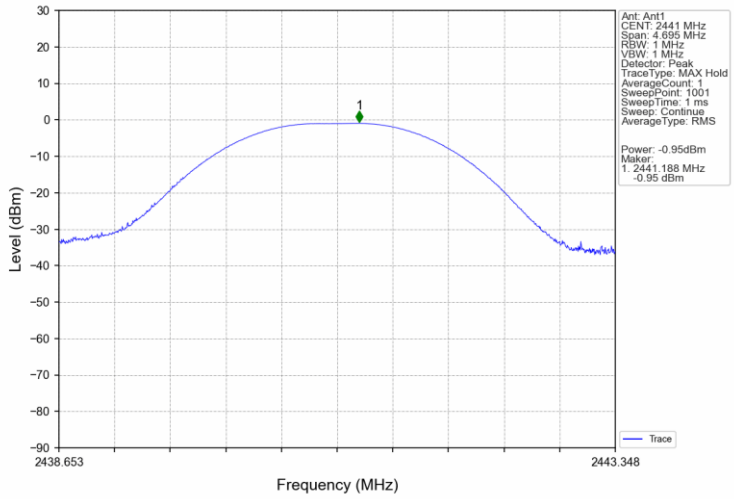

GFSK_DH5_HCH_2480MHz_Ant1_NTNV

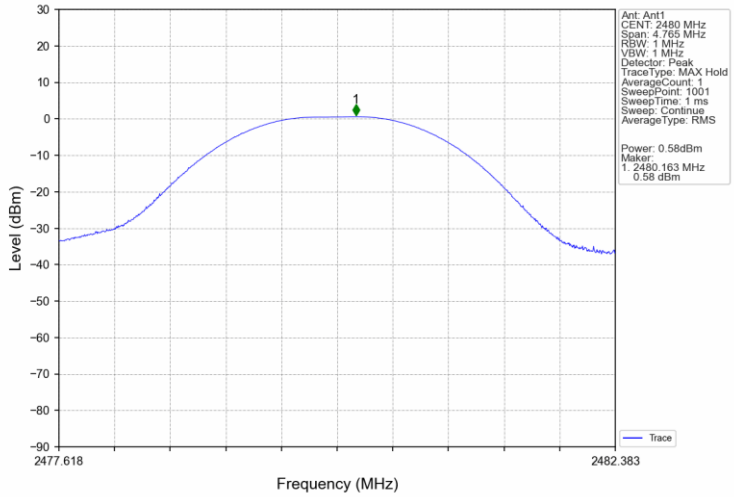

Pi/4DQPSK_2DH5_LCH_2402MHz_Ant1_NTNV

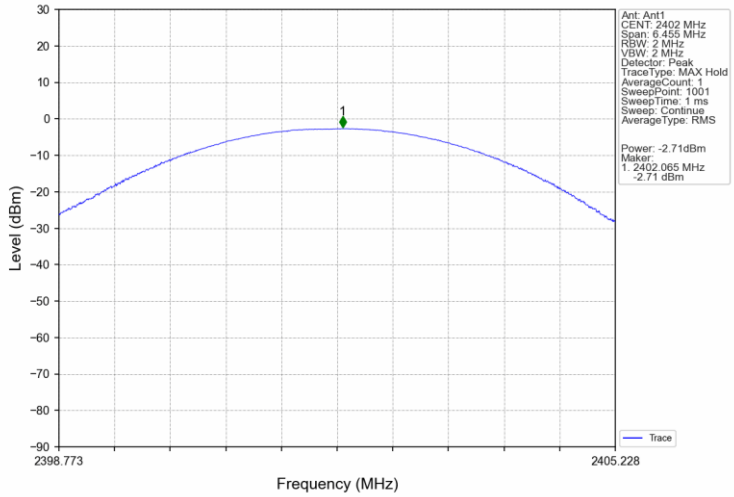

Pi/4DQPSK_2DH5_MCH_2441MHz_Ant1_NTNV
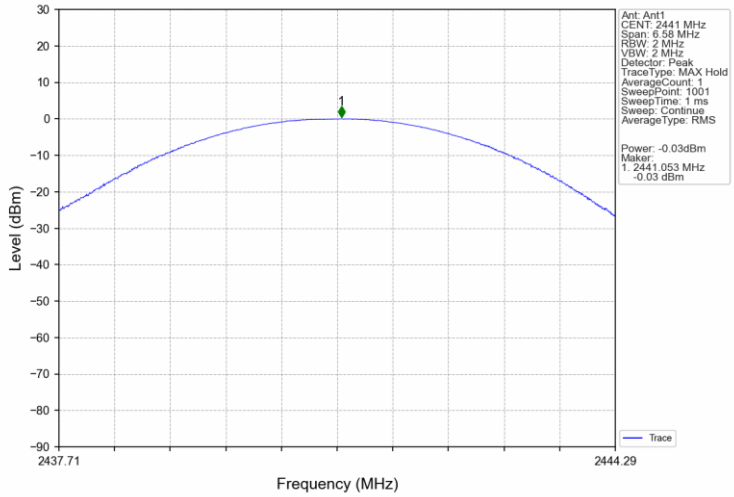

Pi/4DQPSK_2DH5_HCH_2480MHz_Ant1_NTNV
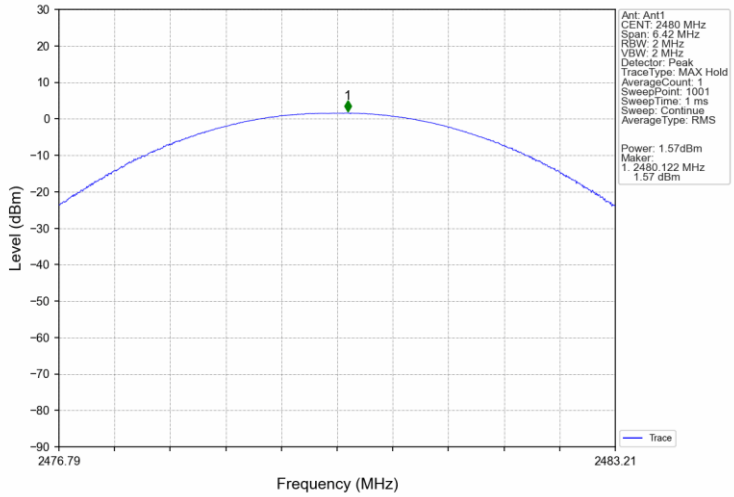

3. Carrier Frequency Separation

3.1 Test Result

3.1.1 Ant1

Ant1							
Mode	TX Type	Frequency (MHz)	Packet Type	Channel Separation (MHz)	20dB Bandwidth (MHz)	Limit (MHz)	Verdict
GFSK	SISO	HOPP	DH5	0.972	0.953	>=0.953	Pass
Pi/4DQPSK	SISO	HOPP	2DH5	1.030	1.316	>=0.877	Pass

3.2 Test Graph

3.2.1 Ant1

GFSK_DH5_HOPP_Ant1_NTNV

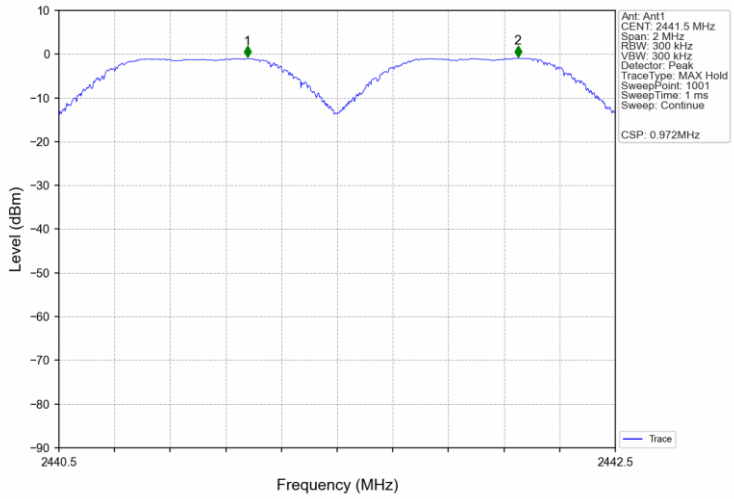

Pi/4DQPSK_2DH5_HOPP_Ant1_NTNV

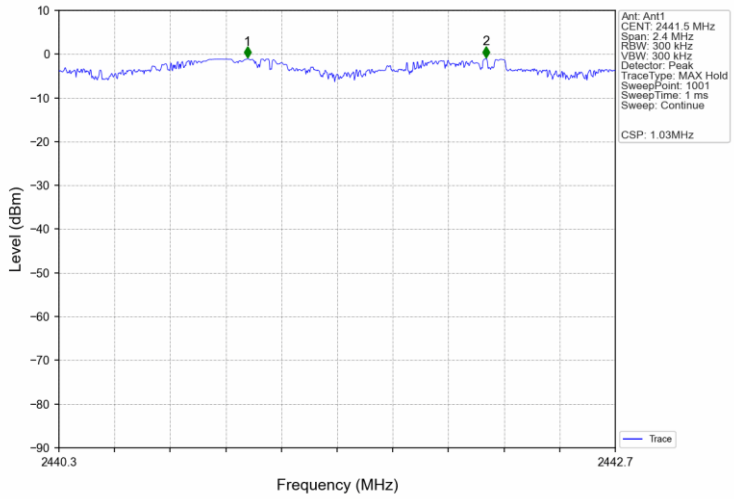

4. Number of Hopping Frequencies

4.1 Test Result

4.1.1 HoppNum

Mode	TX Type	Frequency (MHz)	Packet Type	Num of Hopping Frequencies		Verdict
				ANT1	Limit	
GFSK	SISO	HOPP	DH5	79	>=15	Pass
Pi/4DQPSK	SISO	HOPP	2DH5	79	>=15	Pass

4.2 Test Graph

4.2.1 HoppNum

GFSK_DH5_HOPP_Ant1_NTNV

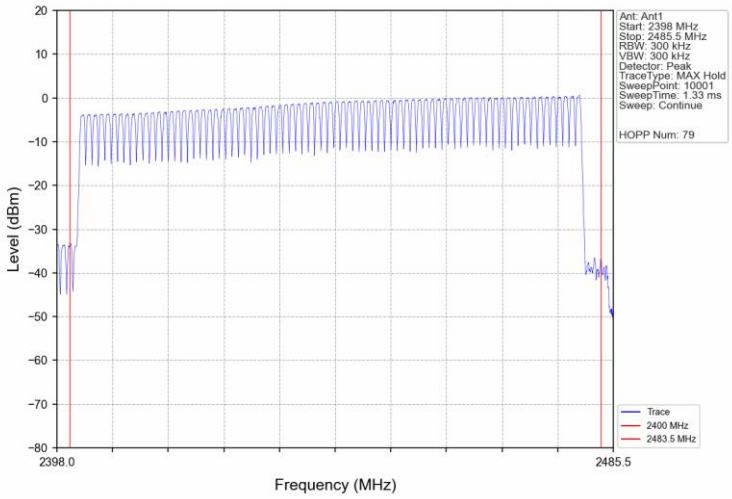

Pi/4DQPSK_2DH5_HOPP_Ant1_NTNV

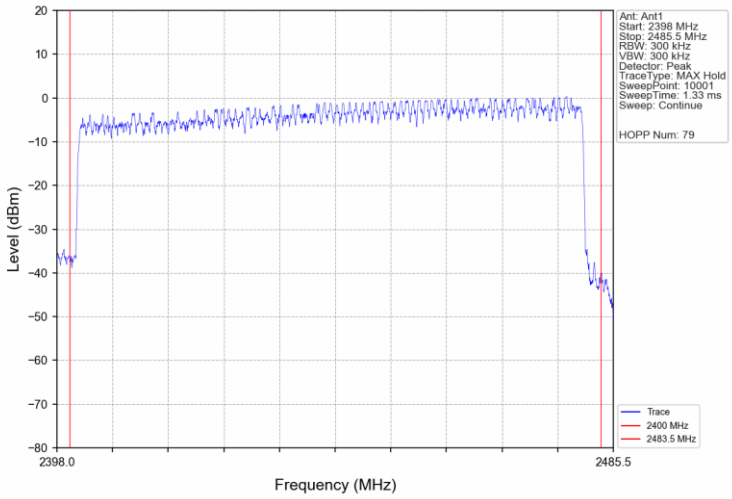

5. Time of Occupancy (Dwell Time)

5.1 Test Result

5.1.1 Ant1

Ant1									
Mode	TX Type	Frequency (MHz)	Packet Type	Duration of Single Pulse (ms)	Observation Period (s)	Num of Pulse in Observation Period	Dwell Time (ms)	Limit (ms)	Verdict
GFSK	SISO	HOPP	DH1	0.414	31.600	320	132.480	<=400	Pass
			DH3	1.668	31.600	166	276.888	<=400	Pass
			DH5	2.916	31.600	111	323.676	<=400	Pass
Pi/4DQPSK	SISO	HOPP	2DH1	0.422	31.600	320	135.040	<=400	Pass
			2DH3	1.676	31.600	160	268.160	<=400	Pass
			2DH5	2.922	31.600	110	321.420	<=400	Pass

5.2 Test Graph

5.2.1 Ant1

GFSK_DH1_HOPP_Ant1_NTNV

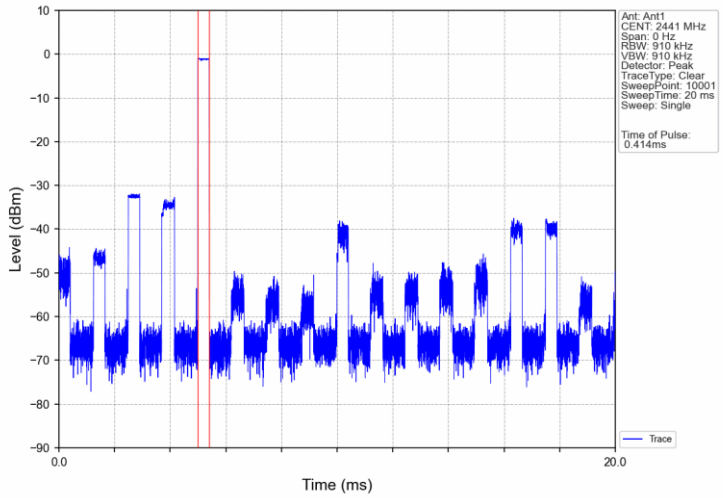

GFSK_DH1_HOPP_Ant1_NTNV

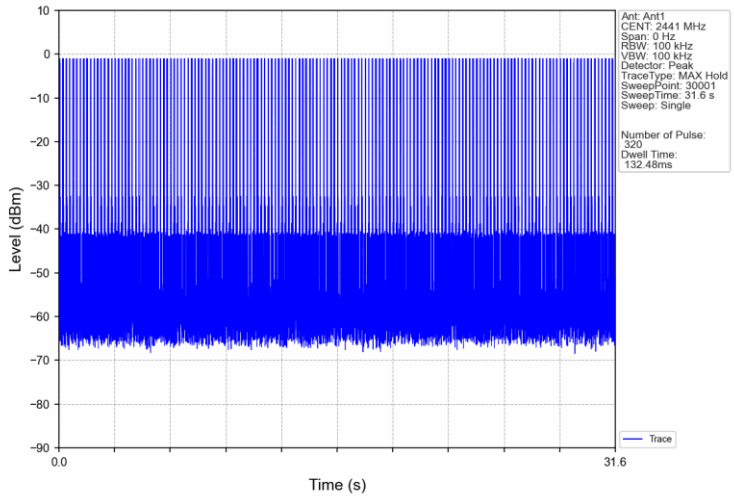

GFSK_DH3_HOPP_Ant1_NTNV

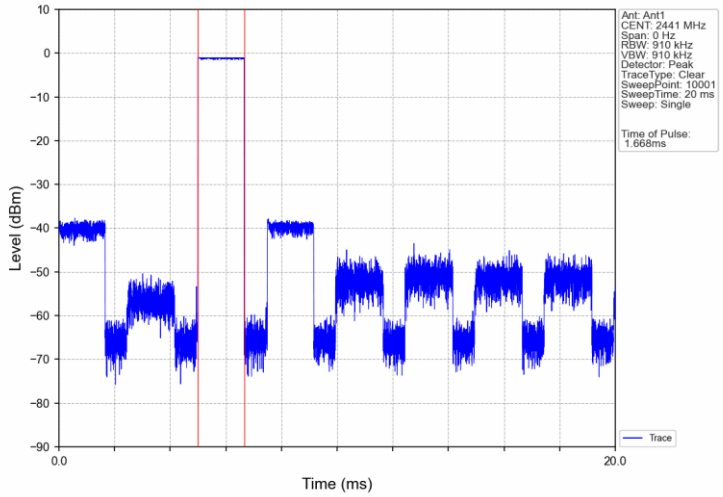

GFSK_DH3_HOPP_Ant1_NTNV

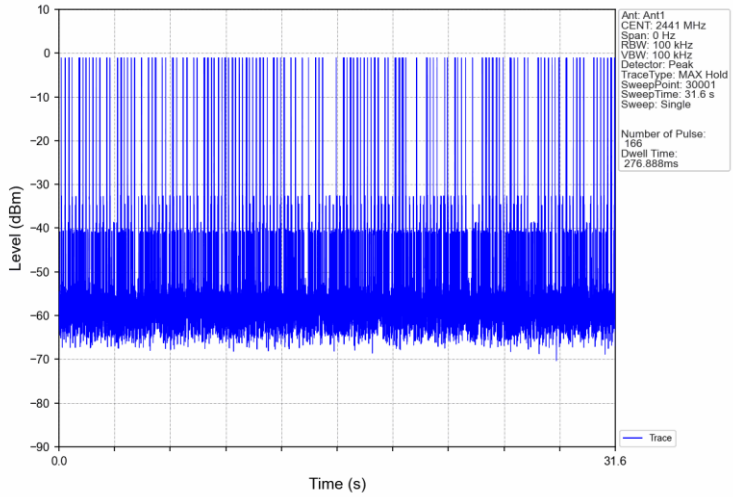

GFSK_DH5_HOPP_Ant1_NTNV
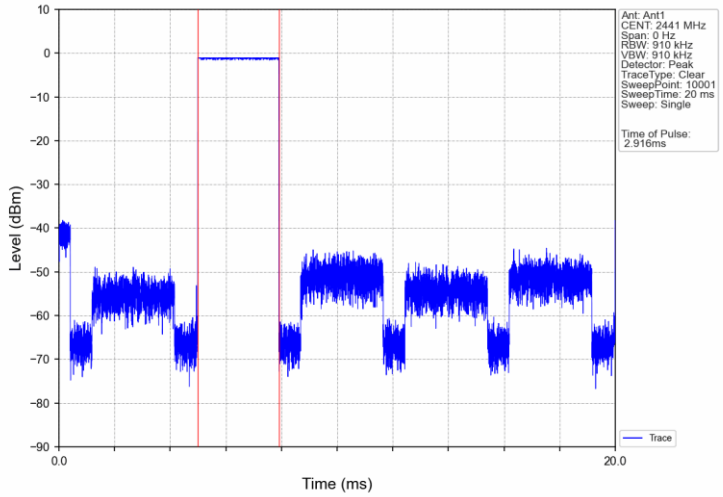

GFSK_DH5_HOPP_Ant1_NTNV
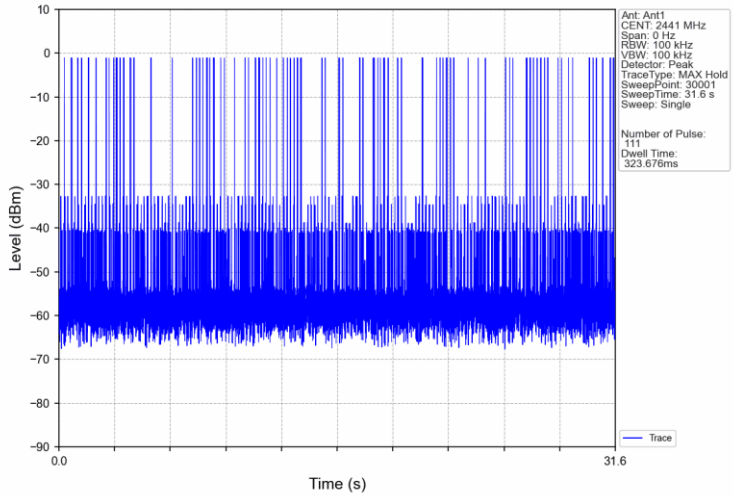

Pi/4DQPSK_2DH1_HOPP_Ant1_NTNV
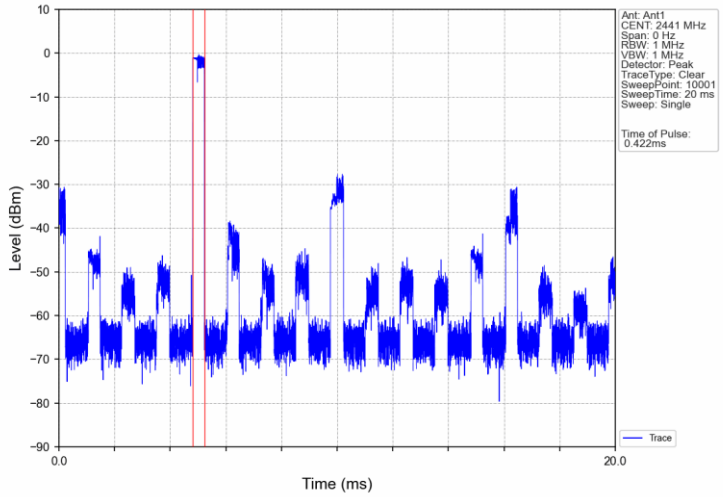

Pi/4DQPSK_2DH1_HOPP_Ant1_NTNV
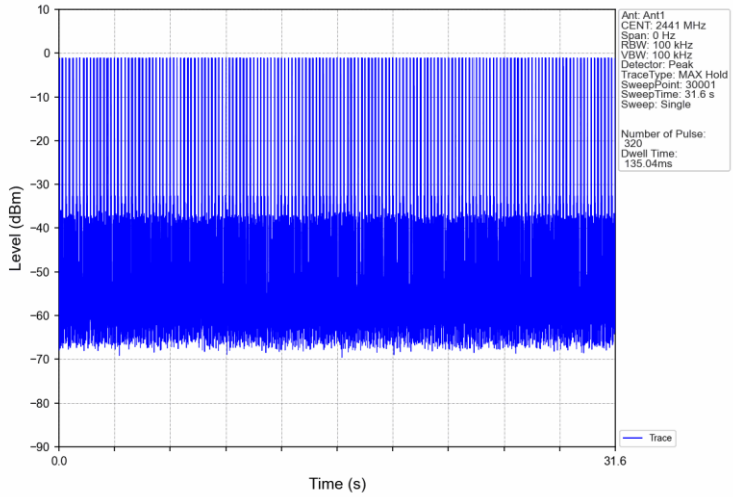

Pi/4DQPSK_2DH3_HOPP_Ant1_NTNV

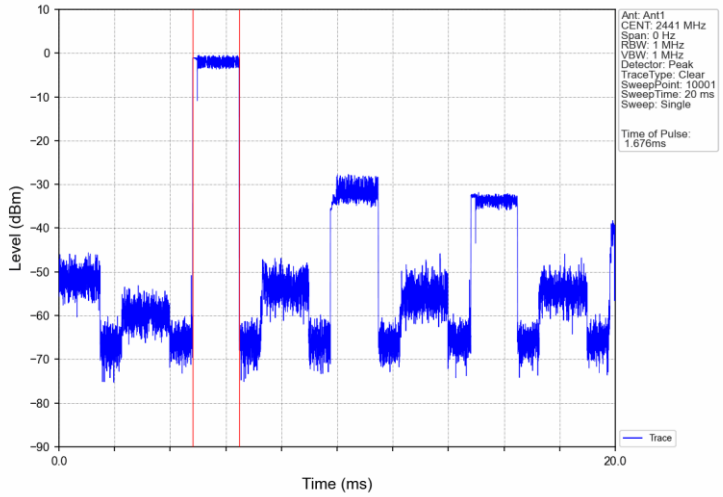

Pi/4DQPSK_2DH3_HOPP_Ant1_NTNV

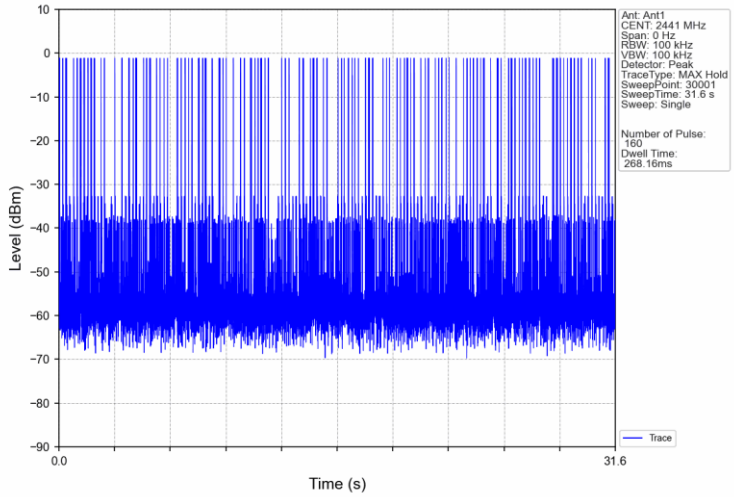

Pi/4DQPSK_2DH5_HOPP_Ant1_NTNV

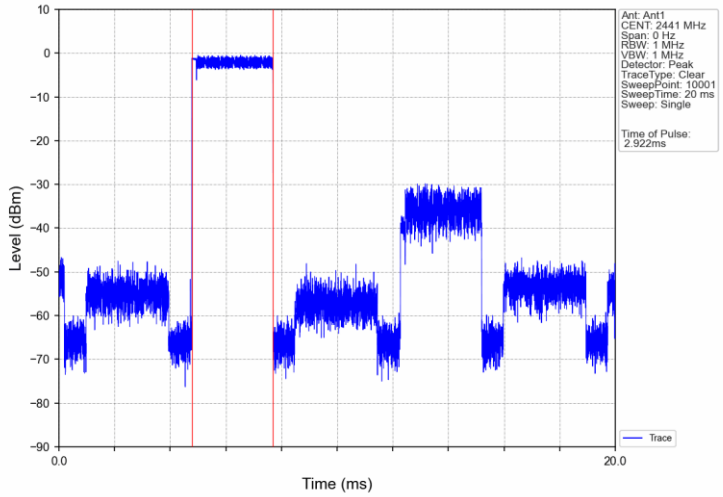

Pi/4DQPSK_2DH5_HOPP_Ant1_NTNV

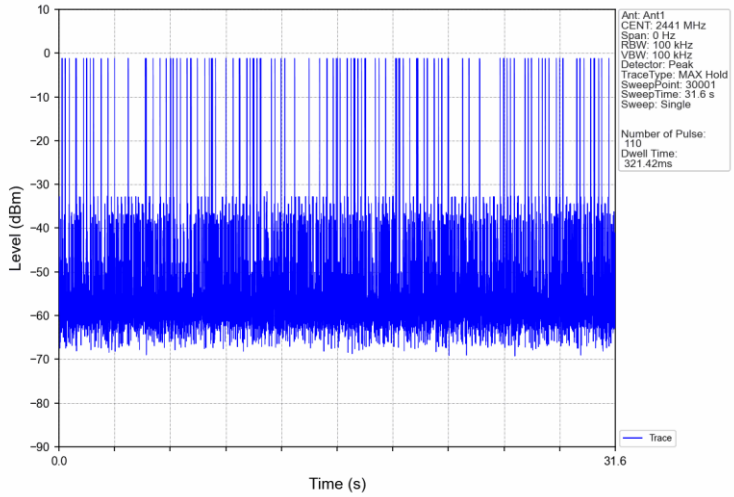

6. Unwanted Emissions In Non-restricted Frequency Bands

6.1 Test Result

6.1.1 Ref

Mode	TX Type	Frequency (MHz)	Packet Type	ANT	Level of Reference (dBm)
GFSK	SISO	2402	DH5	1	-4.01
		2441	DH5	1	-1.03
		2480	DH5	1	**0.42**
Pi/4DQPSK	SISO	2402	2DH5	1	-3.95
		2441	2DH5	1	-1.23
		2480	2DH5	1	**0.38**
Note1: Refer to FCC Part 15.247 (d) and ANSI C63.10-2020, the channel contains the maximum PSD level was used to establish the reference level.					

6.1.2 CSE

Mode	TX Type	Frequency (MHz)	Packet Type	ANT	Level of Reference (dBm)	Limit (dBm)	Verdict
GFSK	SISO	2402	DH5	1	0.42	-19.58	Pass
		2441	DH5	1	0.42	-19.58	Pass
		2480	DH5	1	0.42	-19.58	Pass
		HOPP	DH5	1	0.42	-19.58	Pass
					0.42	-19.58	Pass
Pi/4DQPSK	SISO	2402	2DH5	1	0.38	-19.62	Pass
		2441	2DH5	1	0.38	-19.62	Pass
		2480	2DH5	1	0.38	-19.62	Pass
		HOPP	2DH5	1	0.38	-19.62	Pass
					0.38	-19.62	Pass
Note1: Refer to FCC Part 15.247 (d) and ANSI C63.10-2020, the channel contains the maximum PSD level was used to establish the reference level.							

6.2 Test Graph

6.2.1 Ref

GFSK_DH5_LCH_2402MHz_Ant1_NTNV
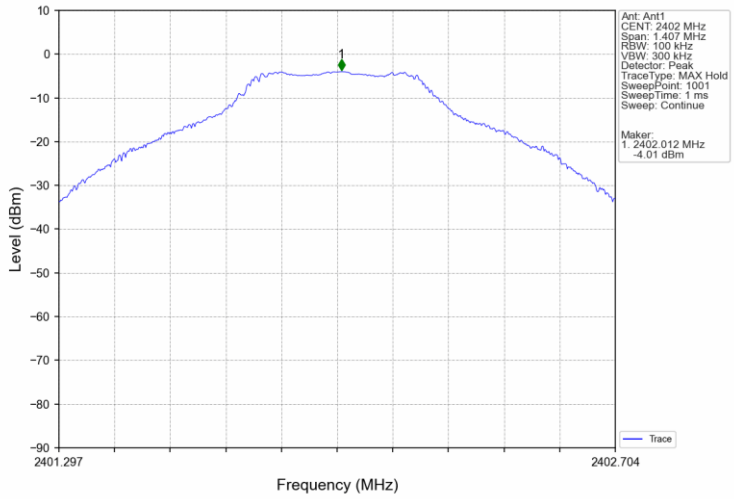

GFSK_DH5_MCH_2441MHz_Ant1_NTNV
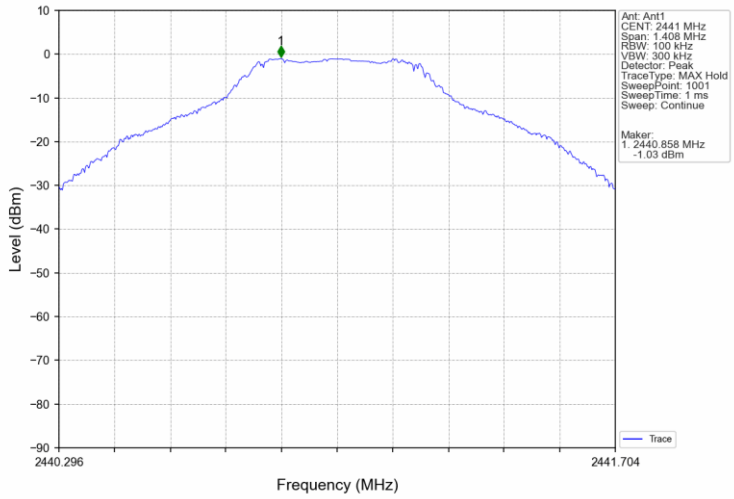

GFSK_DH5_HCH_2480MHz_Ant1_NTNV

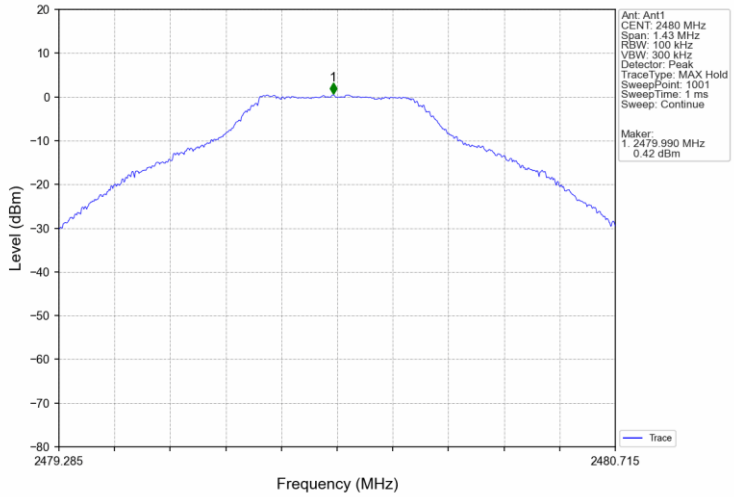

Pi/4DQPSK_2DH5_LCH_2402MHz_Ant1_NTNV

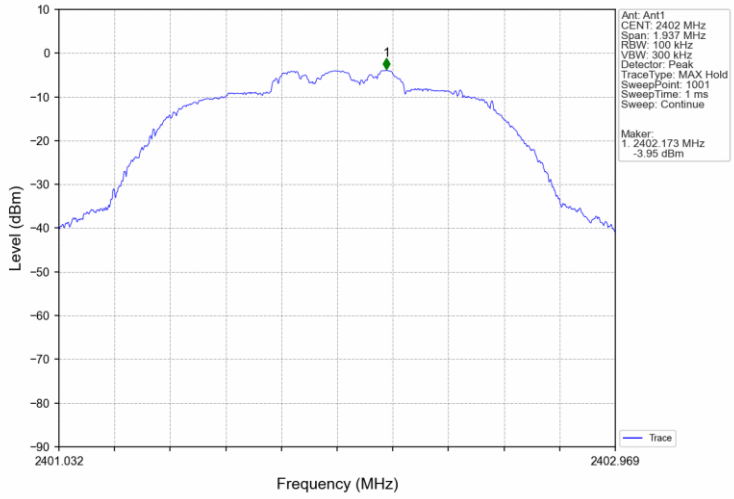

Pi/4DQPSK_2DH5_MCH_2441MHz_Ant1_NTNV

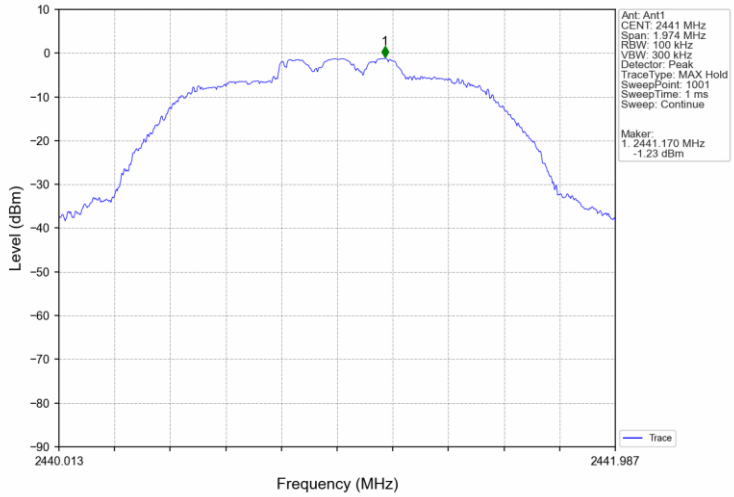

Pi/4DQPSK_2DH5_HCH_2480MHz_Ant1_NTNV

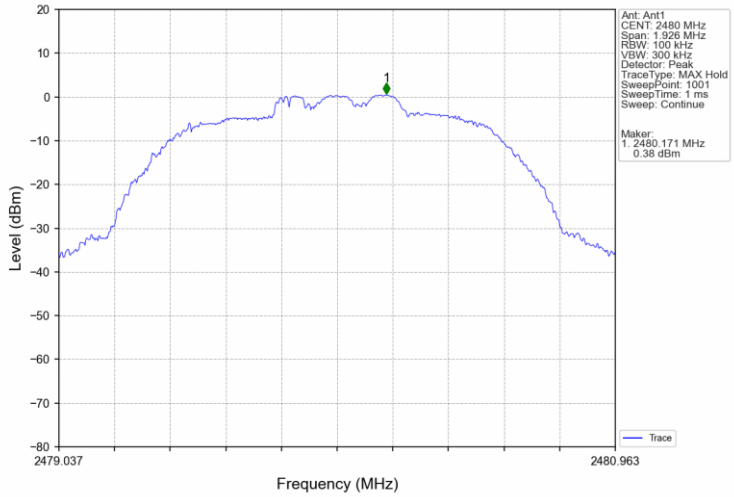

6.2.2 CSE

GFSK_DH5_LCH_2402MHz_Ant1_NTNV

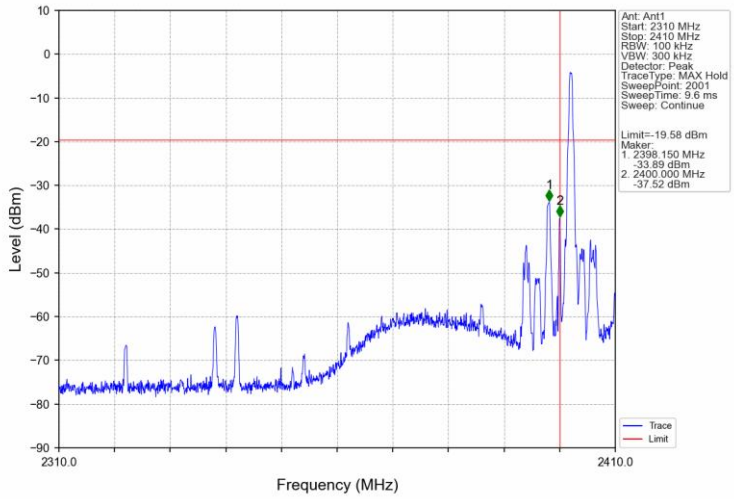

GFSK_DH5_LCH_2402MHz_Ant1_NTNV

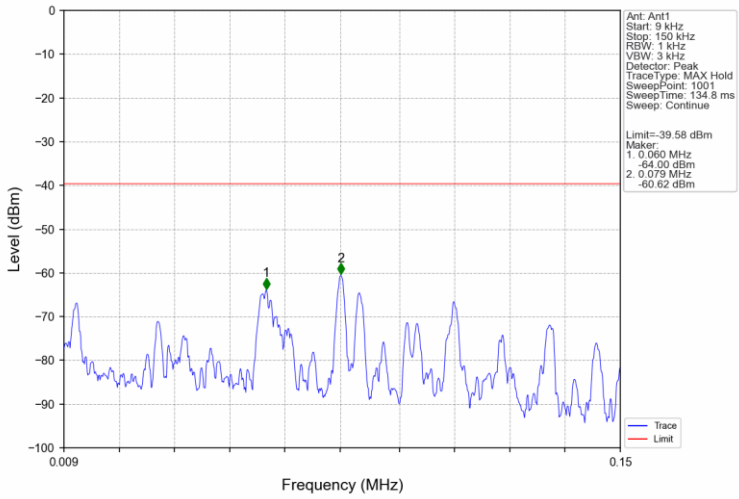

GFSK_DH5_LCH_2402MHz_Ant1_NTNV

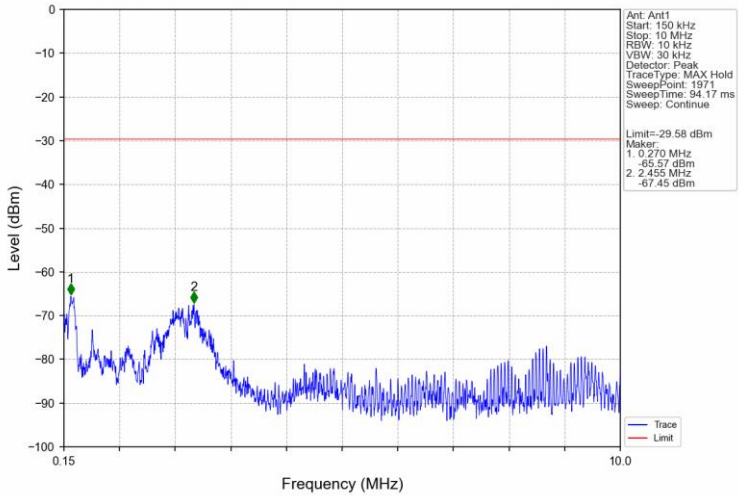

GFSK_DH5_LCH_2402MHz_Ant1_NTNV

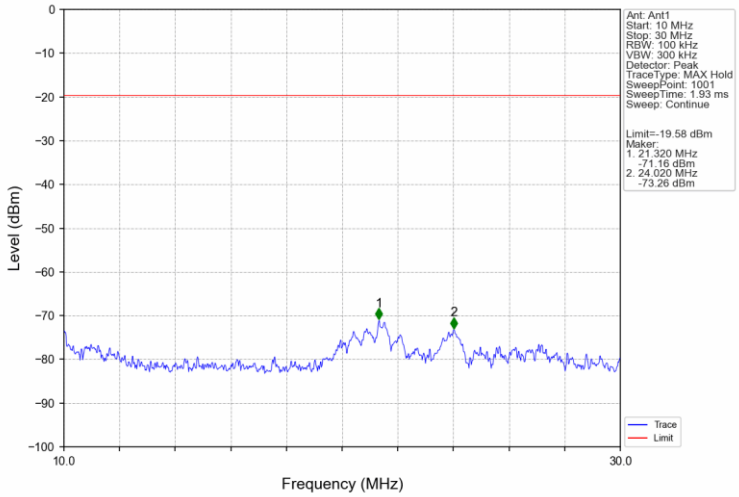

GFSK_DH5_LCH_2402MHz_Ant1_NTNV

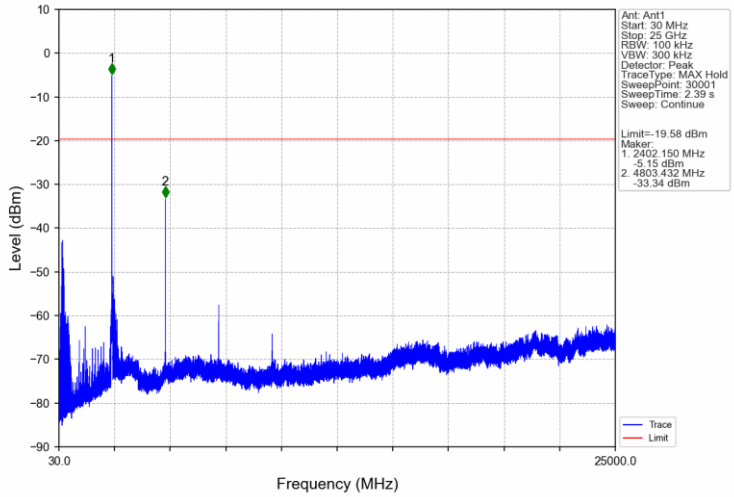

GFSK_DH5_MCH_2441MHz_Ant1_NTNV

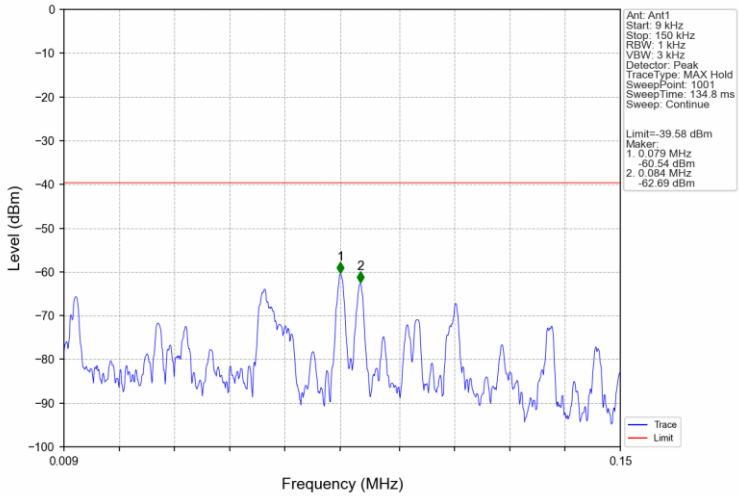

GFSK_DH5_MCH_2441MHz_Ant1_NTNV

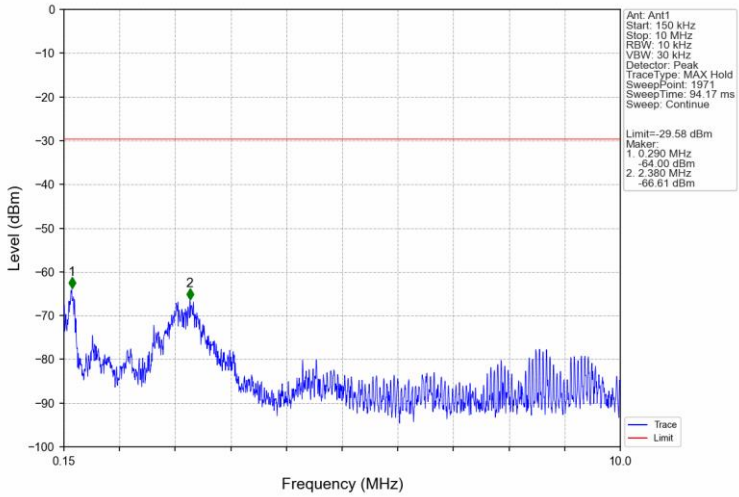

GFSK_DH5_MCH_2441MHz_Ant1_NTNV

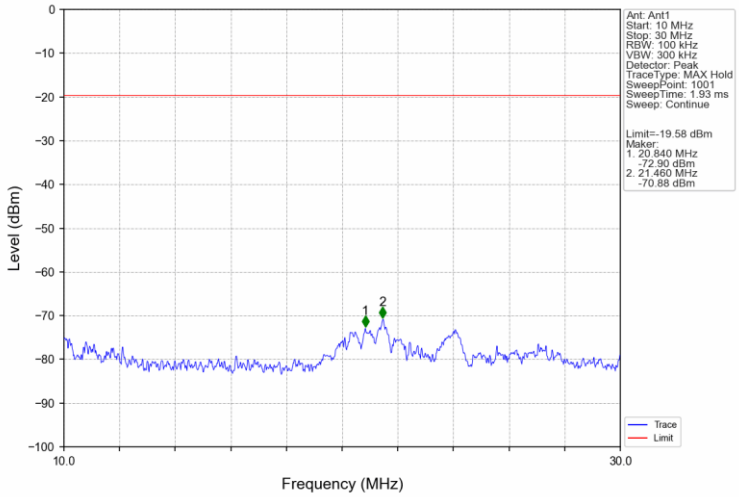

GFSK_DH5_MCH_2441MHz_Ant1_NTNV

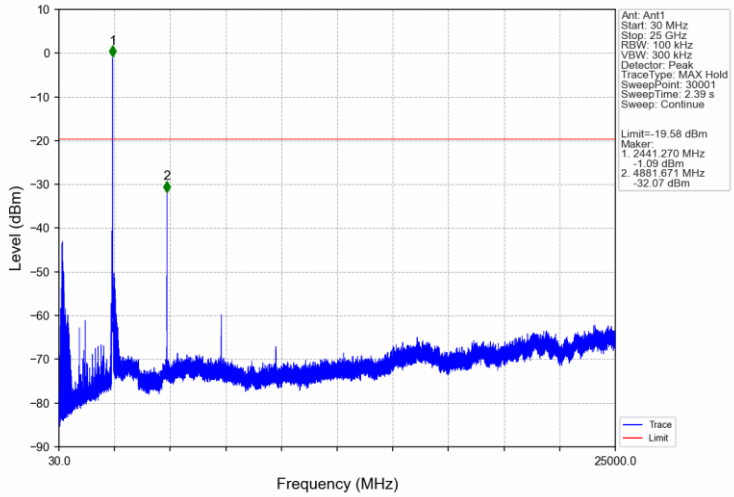

GFSK_DH5_HCH_2480MHz_Ant1_NTNV

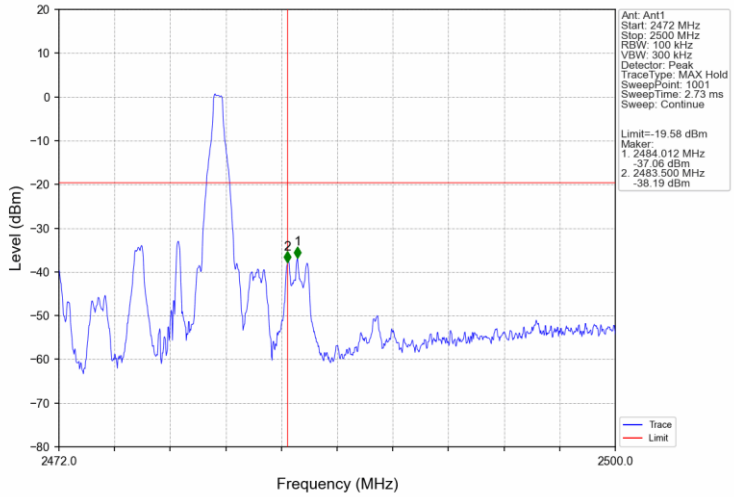

GFSK_DH5_HCH_2480MHz_Ant1_NTNV

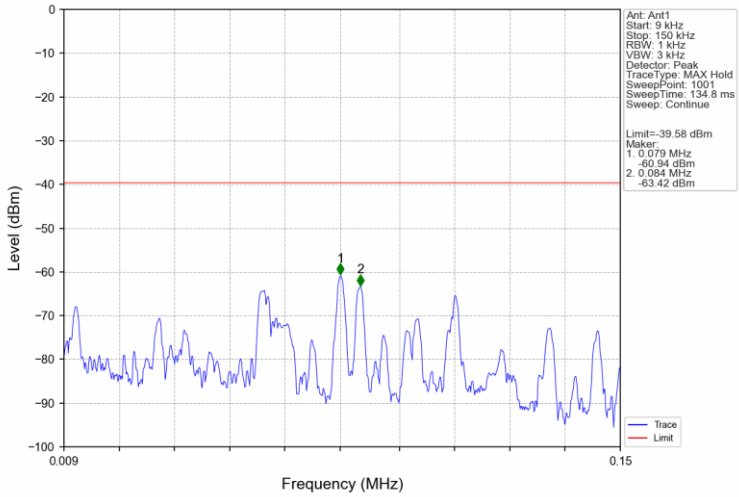

GFSK_DH5_HCH_2480MHz_Ant1_NTNV

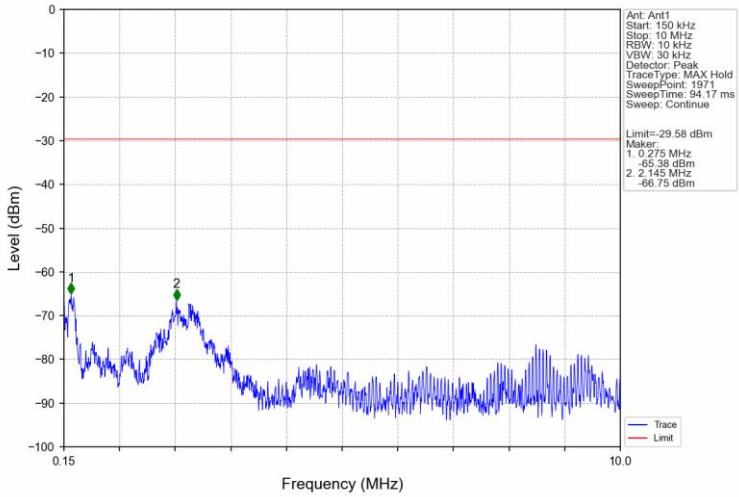

GFSK_DH5_HCH_2480MHz_Ant1_NTNV

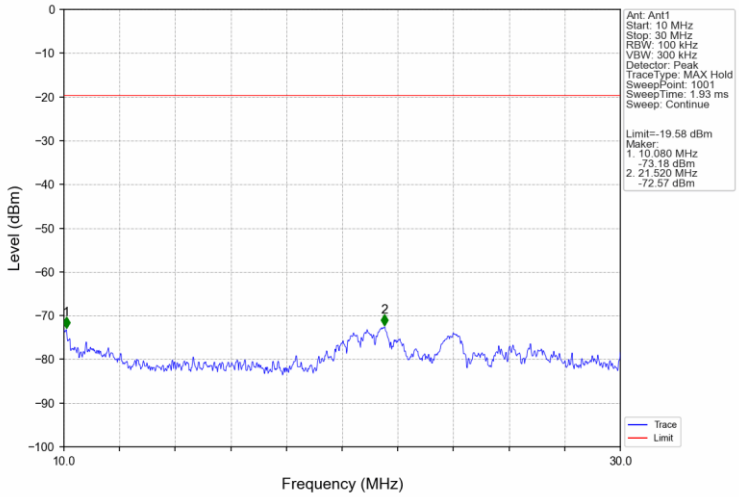

GFSK_DH5_HCH_2480MHz_Ant1_NTNV

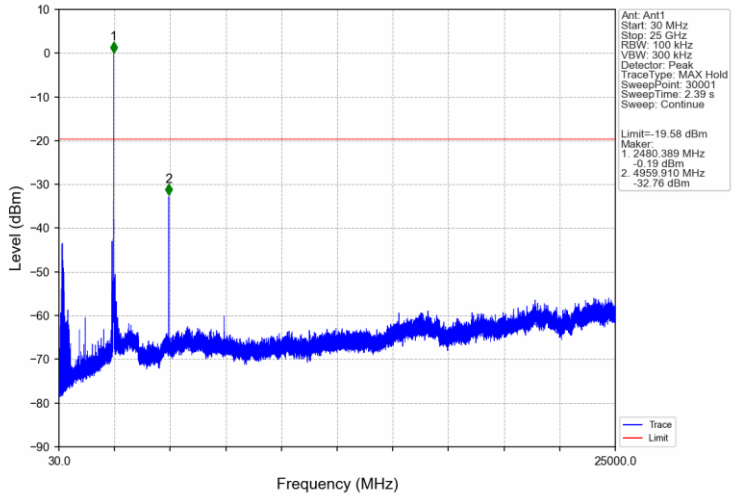

GFSK_DH5_HOPP_Ant1_NTNV

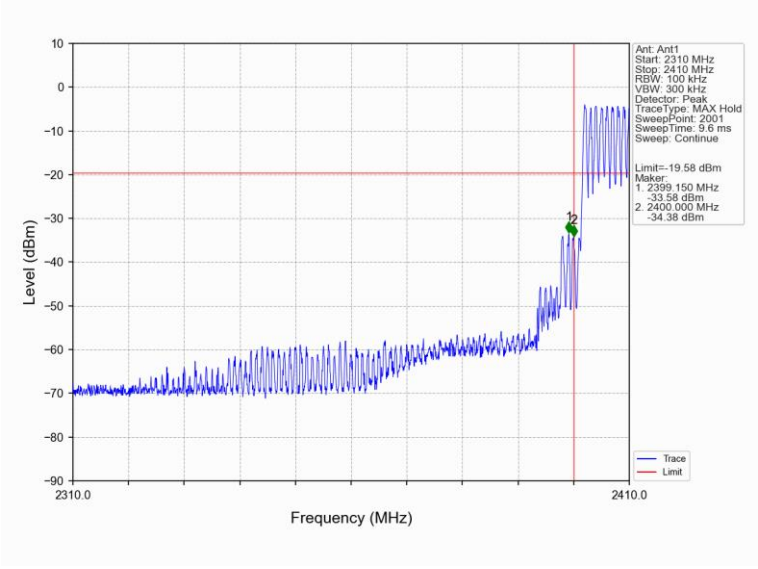

GFSK_DH5_HOPP_Ant1_NTNV

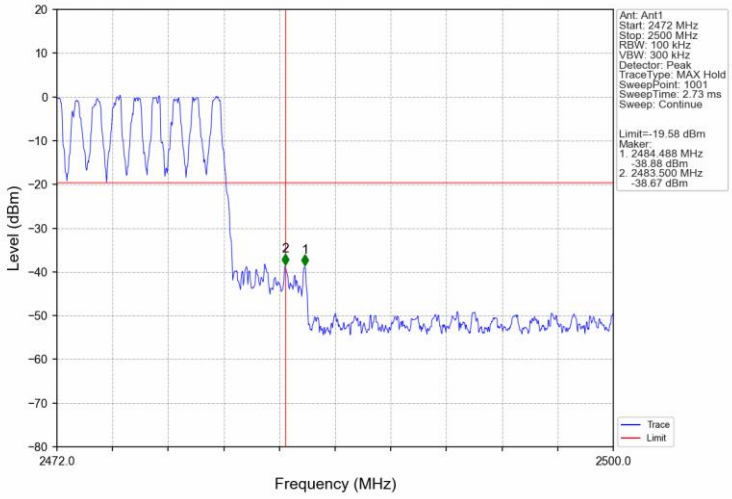

Pi/4DQPSK_2DH5_LCH_2402MHz_Ant1_NTNV

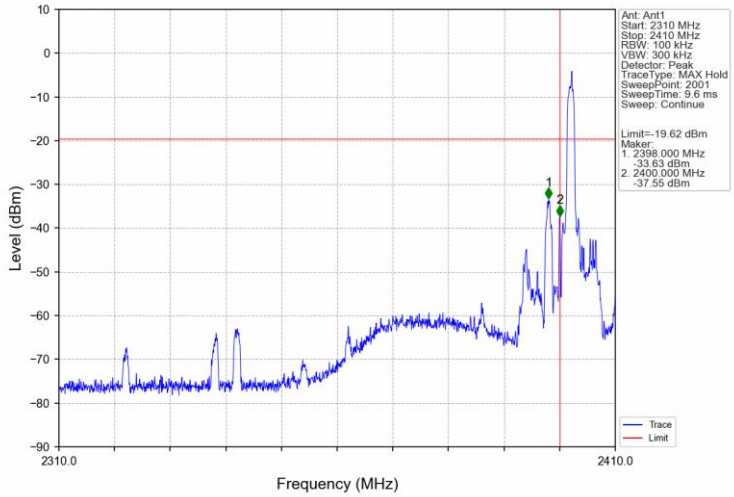

Pi/4DQPSK_2DH5_LCH_2402MHz_Ant1_NTNV

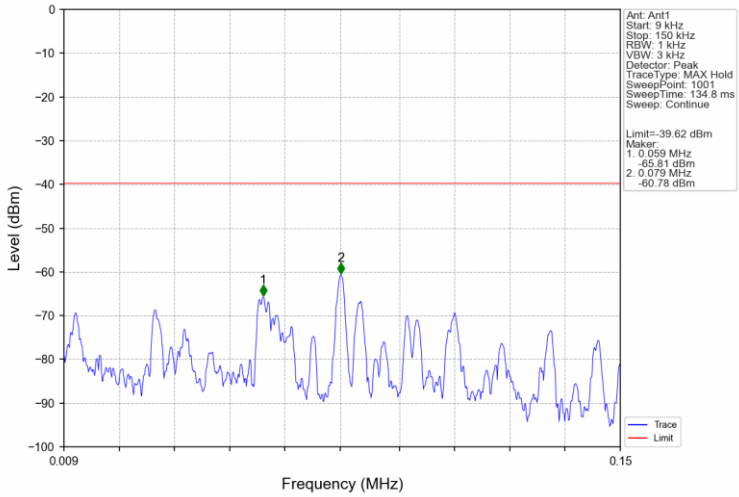

Pi/4DQPSK_2DH5_LCH_2402MHz_Ant1_NTNV

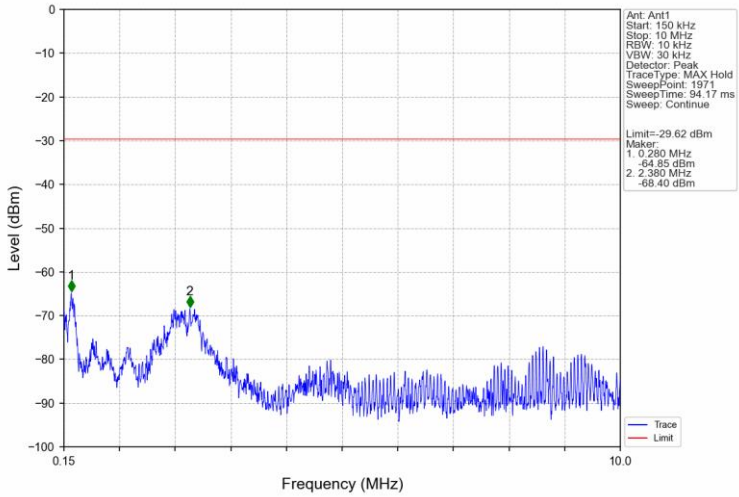

Pi/4DQPSK_2DH5_LCH_2402MHz_Ant1_NTNV

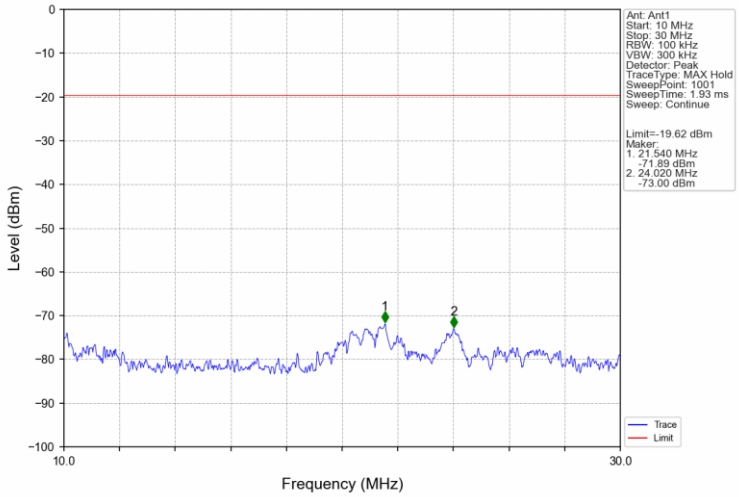

Pi/4DQPSK_2DH5_LCH_2402MHz_Ant1_NTNV

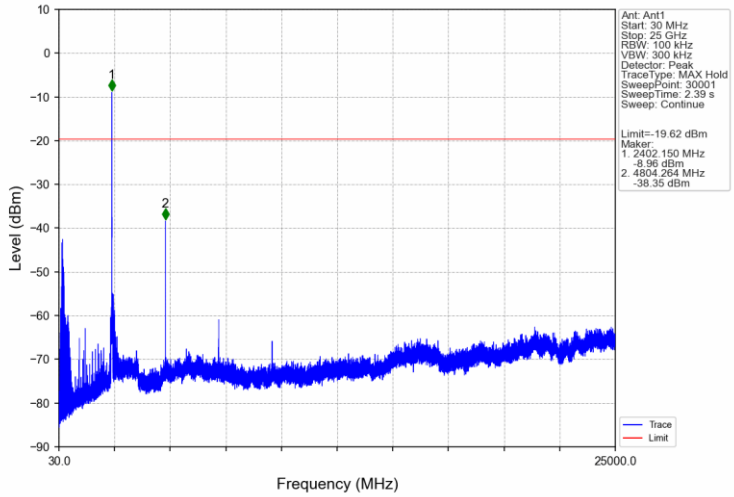

Pi/4DQPSK_2DH5_MCH_2441MHz_Ant1_NTNV

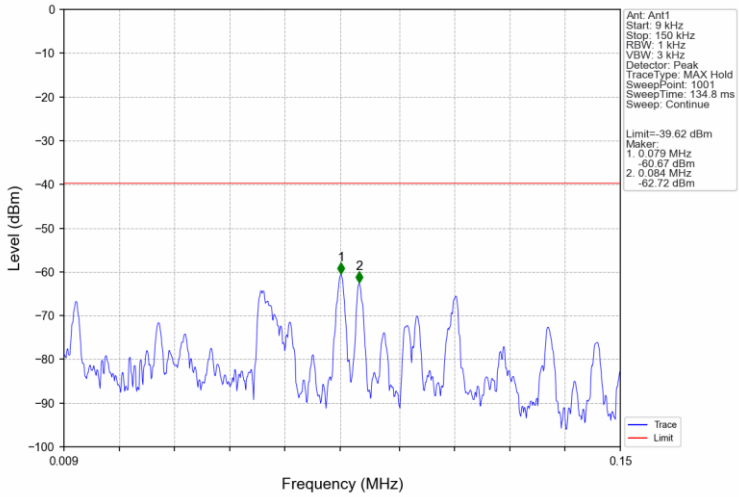

Pi/4DQPSK_2DH5_MCH_2441MHz_Ant1_NTNV

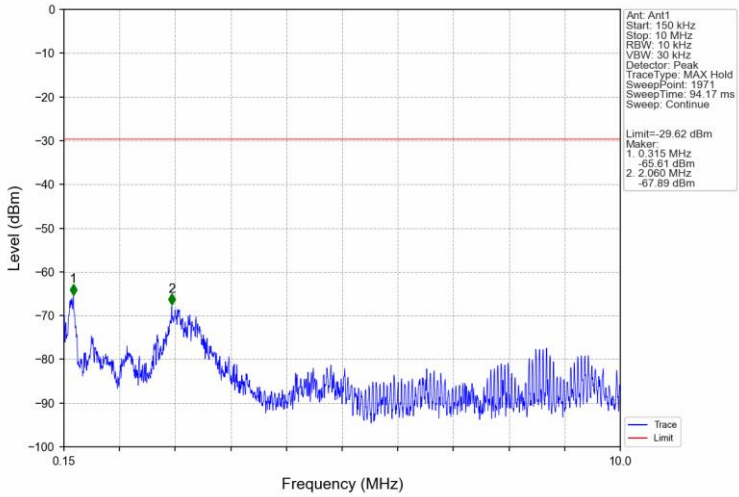

Pi/4DQPSK_2DH5_MCH_2441MHz_Ant1_NTNV

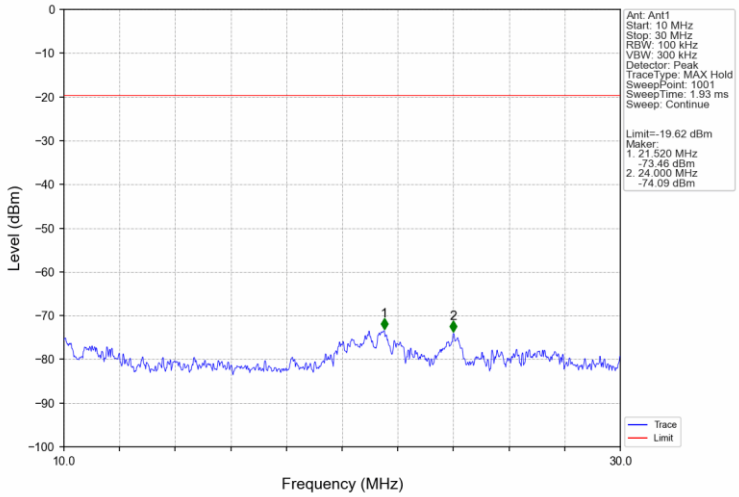

Pi/4DQPSK_2DH5_MCH_2441MHz_Ant1_NTNV

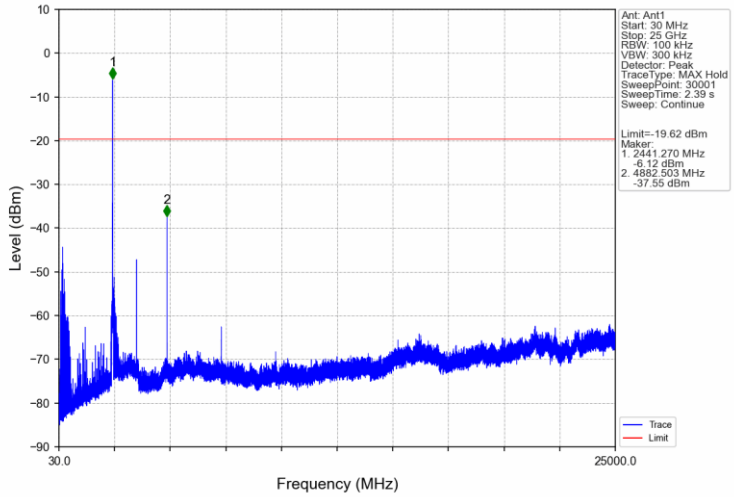

Pi/4DQPSK_2DH5_HCH_2480MHz_Ant1_NTNV

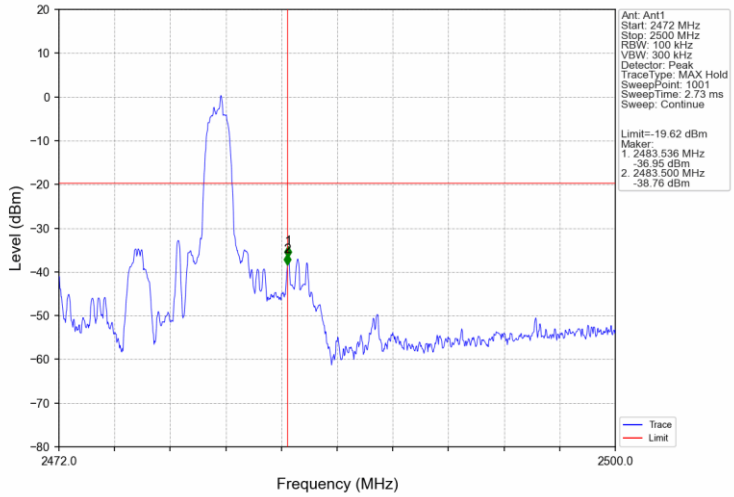

Pi/4DQPSK_2DH5_HCH_2480MHz_Ant1_NTNV

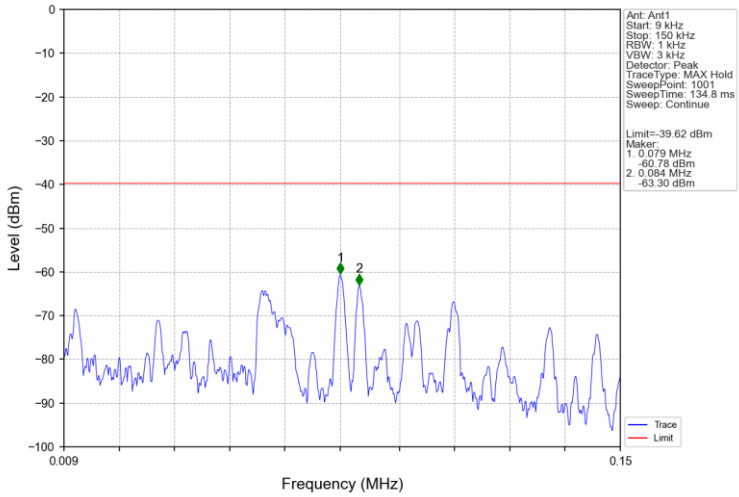

Pi/4DQPSK_2DH5_HCH_2480MHz_Ant1_NTNV

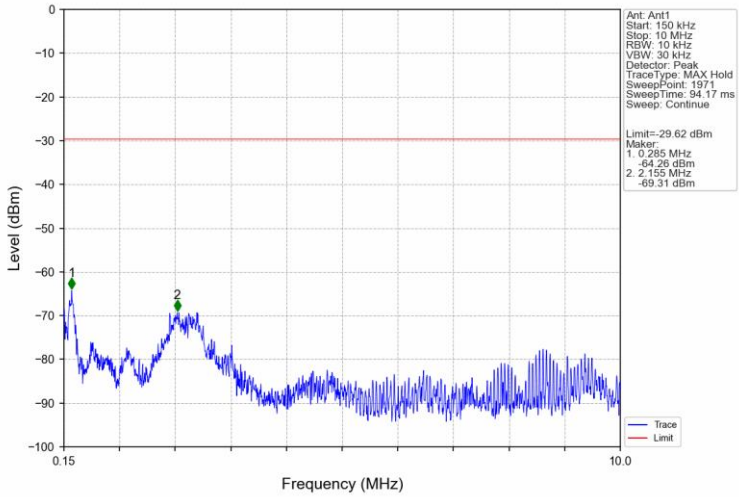

Pi/4DQPSK_2DH5_HCH_2480MHz_Ant1_NTNV
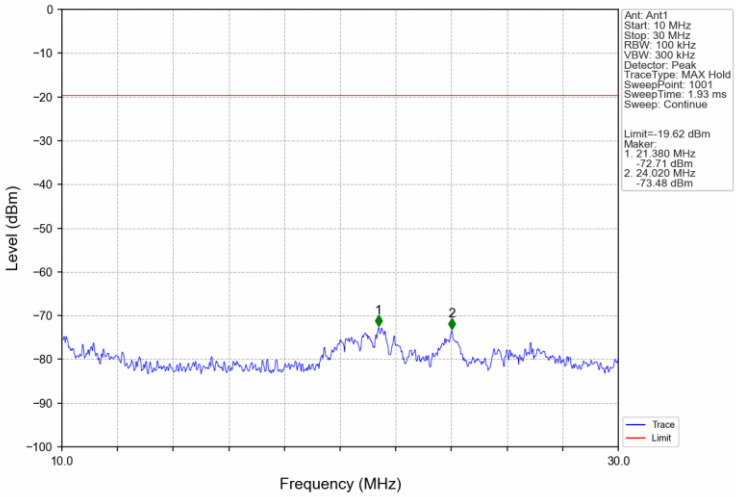

Pi/4DQPSK_2DH5_HCH_2480MHz_Ant1_NTNV
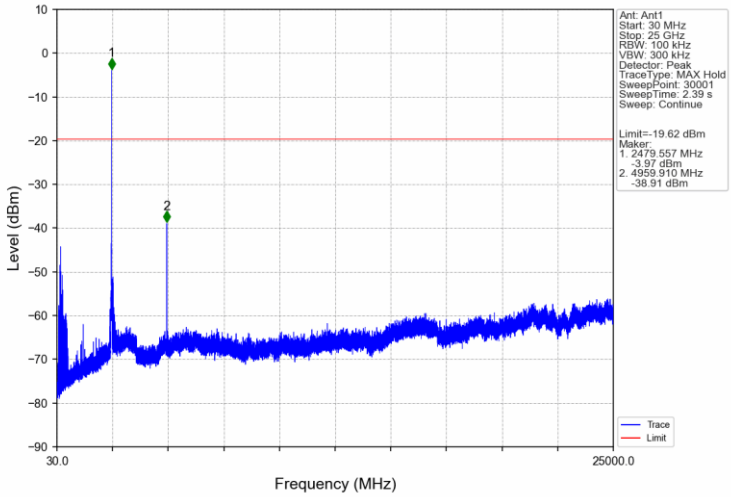

Pi/4DQPSK_2DH5_HOPP_Ant1_NTNV

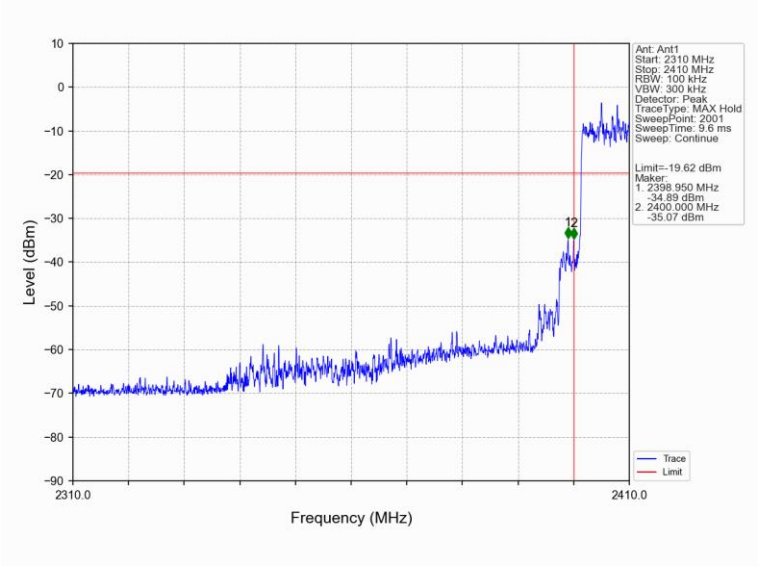
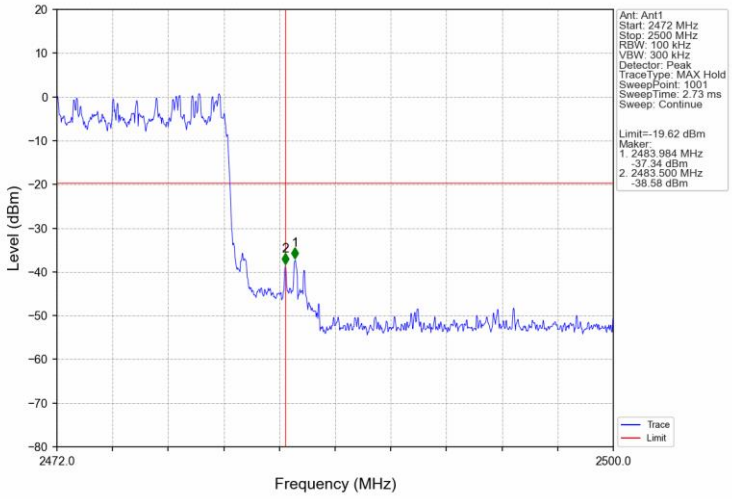
Pi/4DQPSK_2DH5_HOPP_Ant1_NTNV