ax20 2437MHz Ant1 Ref

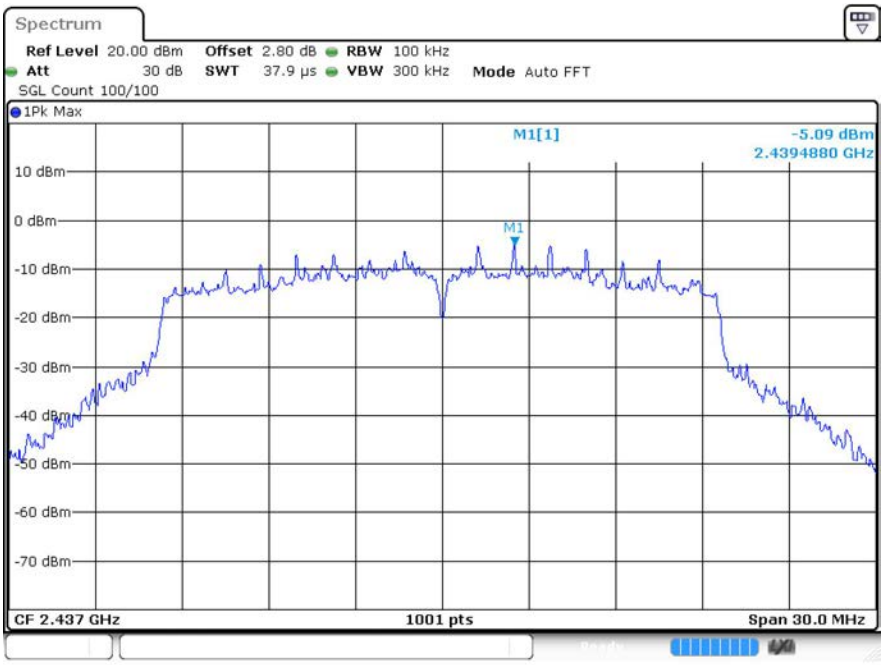

ax20 2437MHz Ant1 Emission

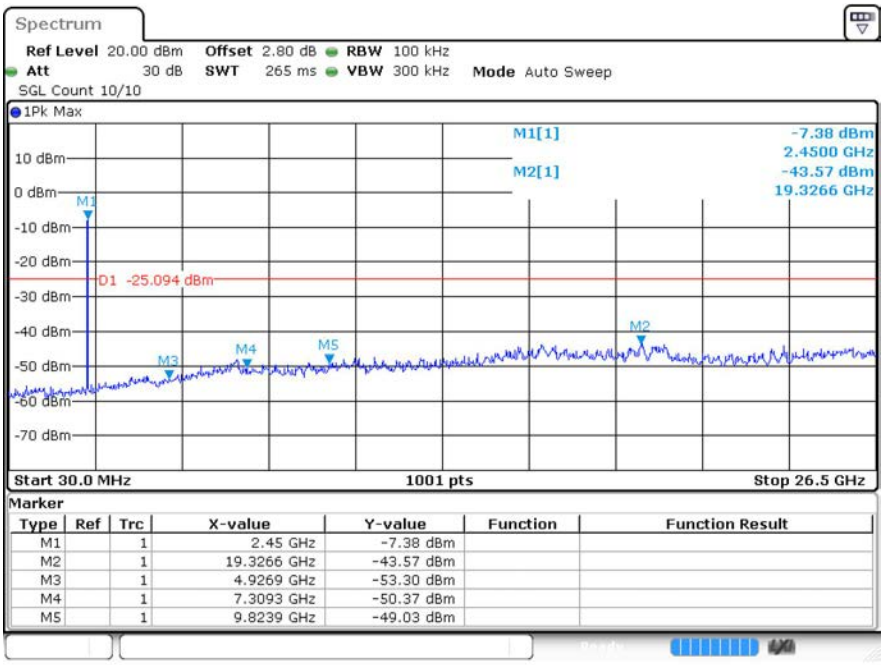

Marker

Type	Ref	Trc	X-value	Y-value	Function	Function Result
M1		1	2.45 GHz	-7.38 dBm		
M2		1	19.3266 GHz	-43.57 dBm		
M3		1	4.9269 GHz	-53.30 dBm		
M4		1	7.3093 GHz	-50.37 dBm		
M5		1	9.8239 GHz	-49.03 dBm		

ax20 2462MHz Ant1 Ref

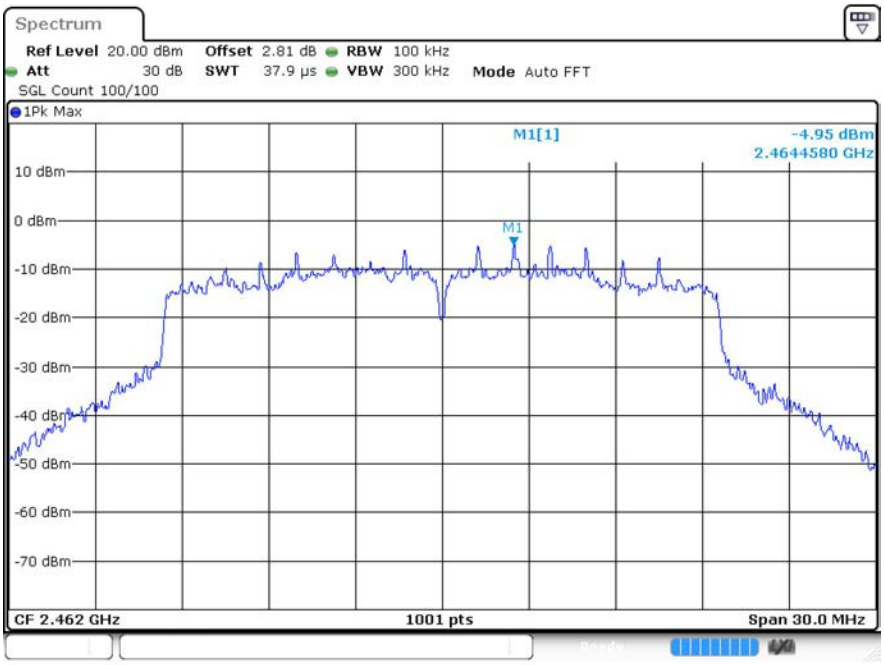

ax20 2462MHz Ant1 Emission

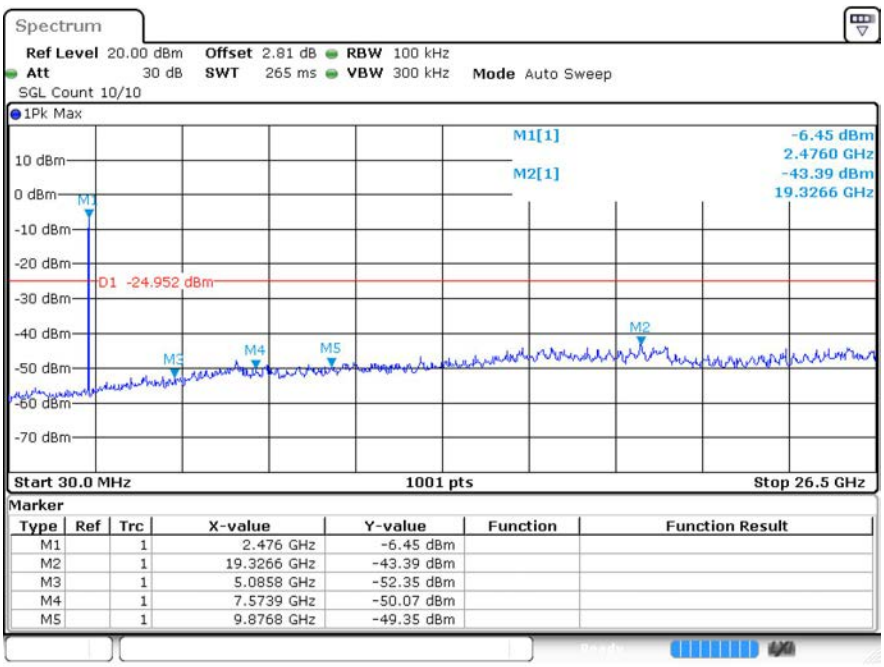

Marker

Type	Ref	Trc	X-value	Y-value	Function	Function Result
M1		1	2.476 GHz	-6.45 dBm		
M2		1	19.3266 GHz	-43.39 dBm		
M3		1	5.0858 GHz	-52.35 dBm		
M4		1	7.5739 GHz	-50.07 dBm		
M5		1	9.8768 GHz	-49.35 dBm		

ax40 2422MHz Ant1 Ref

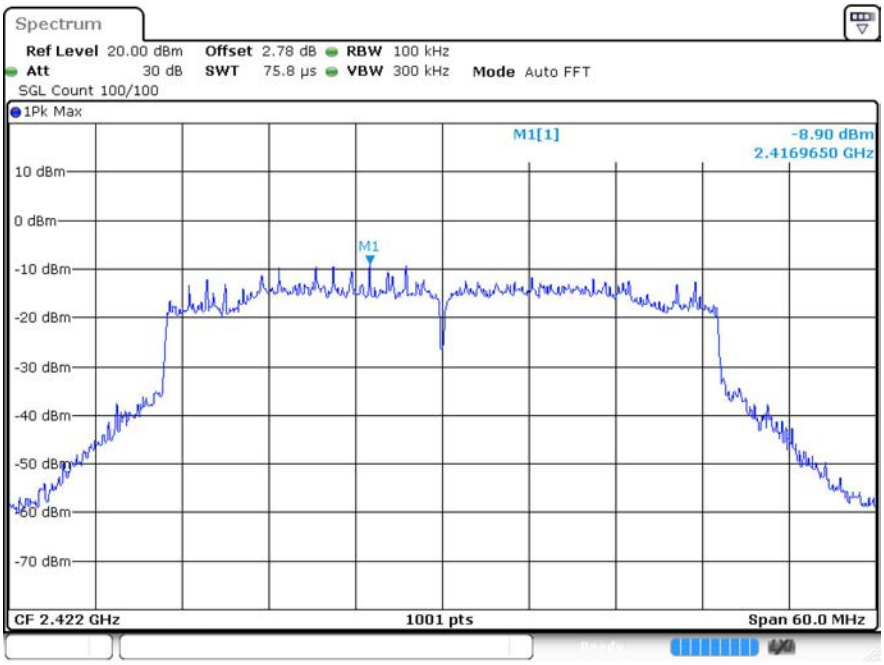

ax40 2422MHz Ant1 Emission

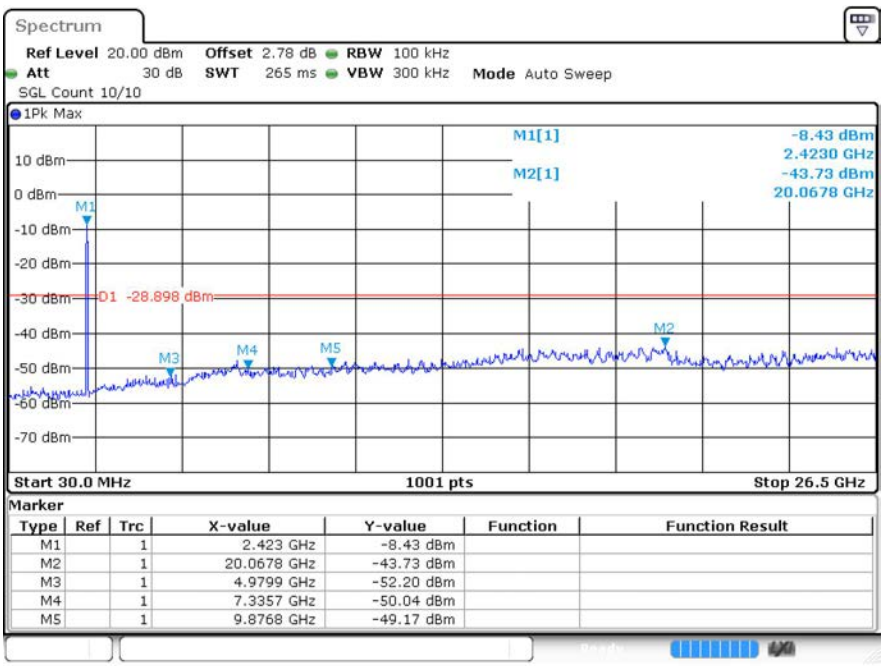

Marker

Type	Ref	Trc	X-value	Y-value	Function	Function Result
M1		1	2.423 GHz	-8.43 dBm		
M2		1	20.0678 GHz	-43.73 dBm		
M3		1	4.9799 GHz	-52.20 dBm		
M4		1	7.3357 GHz	-50.04 dBm		
M5		1	9.8768 GHz	-49.17 dBm		

ax40 2437MHz Ant1 Ref

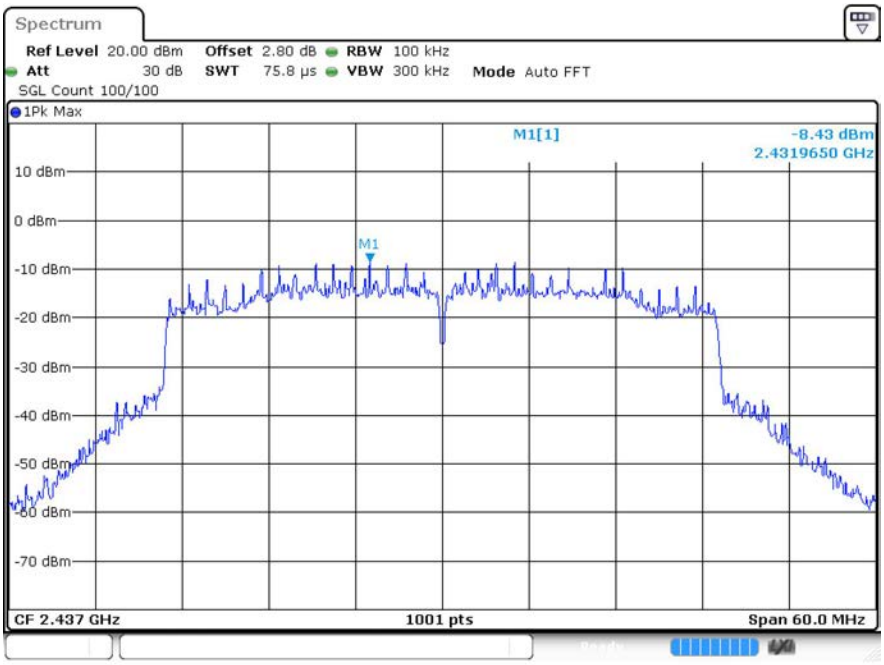

ax40 2437MHz Ant1 Emission

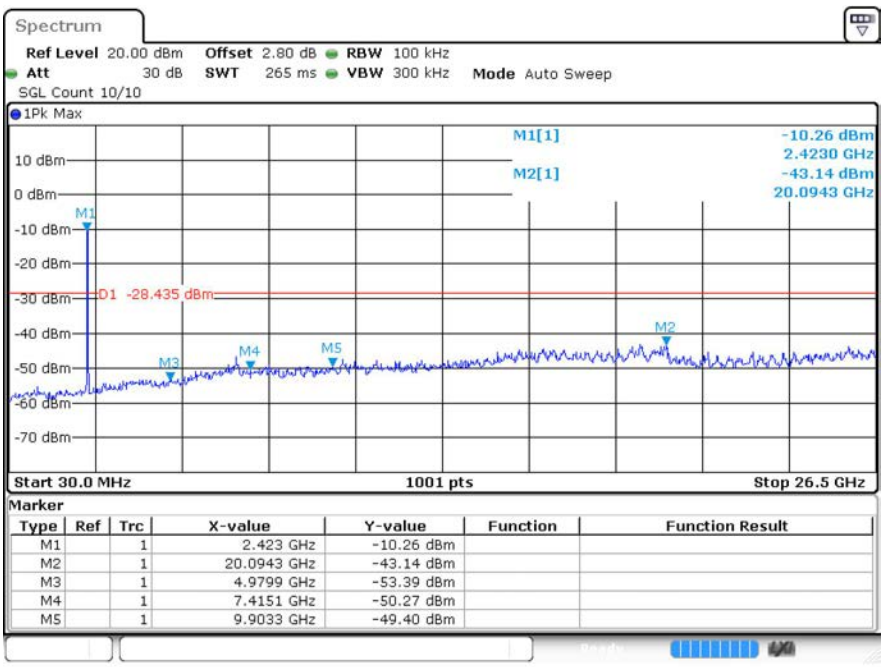

Marker

Type	Ref	Trc	X-value	Y-value	Function	Function Result
M1		1	2.423 GHz	-10.26 dBm		
M2		1	20.0943 GHz	-43.14 dBm		
M3		1	4.9799 GHz	-53.39 dBm		
M4		1	7.4151 GHz	-50.27 dBm		
M5		1	9.9033 GHz	-49.40 dBm		

ax40 2452MHz Ant1 Ref

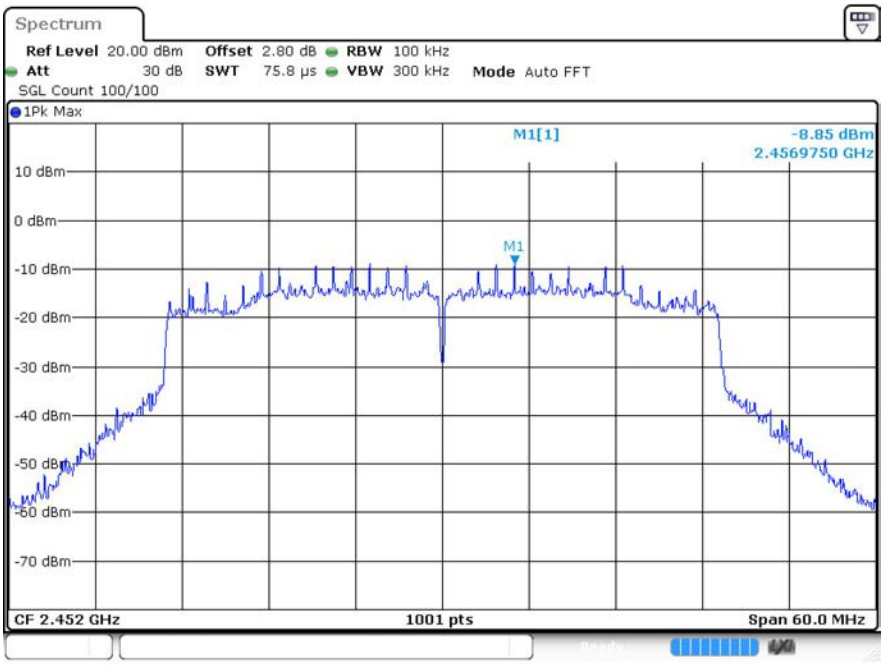

ax40 2452MHz Ant1 Emission

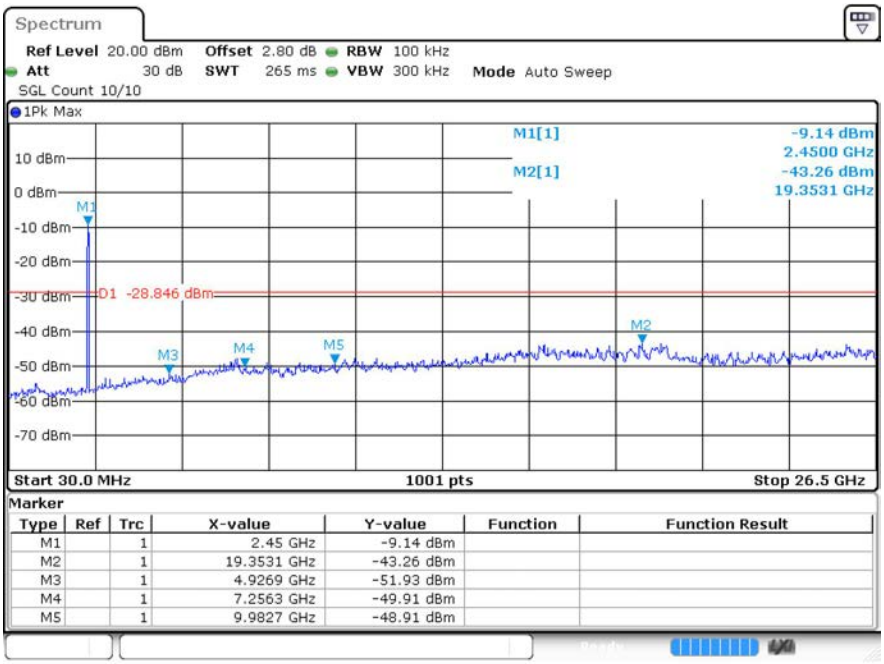

Marker

Type	Ref	Trc	X-value	Y-value	Function	Function Result
M1		1	2.45 GHz	-9.14 dBm		
M2		1	19.3531 GHz	-43.26 dBm		
M3		1	4.9269 GHz	-51.93 dBm		
M4		1	7.2563 GHz	-49.91 dBm		
M5		1	9.9827 GHz	-48.91 dBm		

7 Restrict Band

7.1 Test Result

Mode	Frequency (MHz)	Antenna	Spur Freq (MHz)	Power (dBm)	Gain (dBi)	Duty Factor	E (dBuV/m)	Detector	Limit (dBuV/m)	Verdict
b	2412	Ant1	2310	-50.91	2	-	46.35	Peak	74	Pass
b	2412	Ant1	2310	-57.14	2	0	40.12	Average	54	Pass
b	2412	Ant1	2388.858	-44.91	2	-	52.35	Peak	74	Pass
b	2412	Ant1	2386.284	-54.36	2	0	42.9	Average	54	Pass
b	2412	Ant1	2390	-50.44	2	-	46.82	Peak	74	Pass
b	2412	Ant1	2390	-56.19	2	0	41.07	Average	54	Pass
b	2462	Ant1	2483.5	-49.55	2	-	47.71	Peak	74	47.71
b	2462	Ant1	2483.5	-55.3	2	0	41.96	Average	54	Pass
b	2462	Ant1	2485.319	-46.43	2	-	50.83	Peak	74	Pass
b	2462	Ant1	2485.266	-54.44	2	0	42.82	Average	54	Pass
b	2462	Ant1	2500	-48.48	2	-	48.78	Peak	74	Pass
b	2462	Ant1	2500	-55.72	2	0	41.54	Average	54	Pass
g	2412	Ant1	2310	-46.85	2	-	50.41	Peak	74	Pass
g	2412	Ant1	2310	-57.2	2	0.61	40.67	Average	54	Pass
g	2412	Ant1	2378.328	-45.31	2	-	51.95	Peak	74	Pass
g	2412	Ant1	2337.261	-54.3	2	0.61	43.57	Average	54	Pass
g	2412	Ant1	2390	-50.47	2	-	46.82	Peak	74	Pass
g	2412	Ant1	2390	-56.44	2	0.61	41.43	Average	54	Pass
g	2462	Ant1	2483.5	-49.55	2	-	47.71	Peak	74	Pass
g	2462	Ant1	2483.5	-56.23	2	0.61	41.64	Average	54	Pass
g	2462	Ant1	2485.319	-46.13	2	-	51.13	Peak	74	Pass
g	2462	Ant1	2499.258	-55.59	2	0.61	42.28	Average	54	Pass
g	2462	Ant1	2500	-47.16	2	-	48.78	Peak	74	Pass
g	2462	Ant1	2500	-56.32	2	0.61	41.55	Average	54	Pass
n20	2412	Ant1	2310	-49.17	2	-	48.09	Peak	74	Pass
n20	2412	Ant1	2310	-57.02	2	0.58	40.82	Average	54	Pass
n20	2412	Ant1	2347.791	-46.1	2	-	51.16	Peak	74	Pass
n20	2412	Ant1	2339.484	-54.41	2	0.58	43.43	Average	54	Pass
n20	2412	Ant1	2390	-51.67	2	-	45.59	Peak	74	Pass
n20	2412	Ant1	2390	-56.26	2	0.58	41.58	Average	54	Pass
n20	2462	Ant1	2483.5	-50.56	2	-	46.7	Peak	74	Pass
n20	2462	Ant1	2483.5	-55.66	2	0.57	42.17	Average	54	Pass
n20	2462	Ant1	2485.531	-46.66	2	-	50.6	Peak	74	Pass
n20	2462	Ant1	2496.714	-55.6	2	0.57	42.23	Average	54	Pass

n20	2462	Ant1	2500	-49.83	2	-	47.43	Peak	74	Pass
n20	2462	Ant1	2500	-56.93	2	0.57	40.9	Average	54	Pass
n40	2422	Ant1	2310	-48.79	2	-	48.47	Peak	74	Pass
n40	2422	Ant1	2310	-57.02	2	0.55	40.79	Average	54	Pass
n40	2422	Ant1	2347.204	-44.91	2	-	52.35	Peak	74	Pass
n40	2422	Ant1	2340.53	-54.14	2	0.55	43.67	Average	54	Pass
n40	2422	Ant1	2390	-49.68	2	-	47.58	Peak	74	Pass
n40	2422	Ant1	2390	-56.01	2	0.55	41.8	Average	54	Pass
n40	2452	Ant1	2483.5	-49.63	2	-	47.63	Peak	74	Pass
n40	2452	Ant1	2483.5	-56.19	2	0.55	41.62	Average	54	Pass
n40	2452	Ant1	2499.376	-48.05	2	-	49.21	Peak	74	Pass
n40	2452	Ant1	2495.71	-55.55	2	0.55	42.26	Average	54	Pass
n40	2452	Ant1	2500	-49.58	2	-	47.68	Peak	74	Pass
n40	2452	Ant1	2500	-55.83	2	0.55	41.98	Average	54	Pass
ax20	2412	Ant1	2310	-49.85	2	-	47.41	Peak	74	Pass
ax20	2412	Ant1	2310	-56.88	2	0.63	41.01	Average	54	Pass
ax20	2412	Ant1	2339.25	-45.01	2	-	52.25	Peak	74	Pass
ax20	2412	Ant1	2336.442	-54.91	2	0.63	42.98	Average	54	Pass
ax20	2412	Ant1	2390	-48.58	2	-	48.68	Peak	74	Pass
ax20	2412	Ant1	2390	-56.8	2	0.63	41.09	Average	54	Pass
ax20	2462	Ant1	2483.5	-48.5	2	-	48.76	Peak	74	Pass
ax20	2462	Ant1	2483.5	-56.25	2	0.6	41.61	Average	54	Pass
ax20	2462	Ant1	2487.386	-46.84	2	-	50.42	Peak	74	Pass
ax20	2462	Ant1	2490.354	-55.8	2	0.6	42.06	Average	54	Pass
ax20	2462	Ant1	2500	-50	2	-	47.26	Peak	74	Pass
ax20	2462	Ant1	2500	-56.67	2	0.6	41.19	Average	54	Pass
ax40	2422	Ant1	2310	-48.53	2	-	48.73	Peak	74	Pass
ax40	2422	Ant1	2310	-55.63	2	0.62	42.25	Average	54	Pass
ax40	2422	Ant1	2371.202	-46.14	2	-	51.12	Peak	74	Pass
ax40	2422	Ant1	2339.394	-54.56	2	0.62	43.32	Average	54	Pass
ax40	2422	Ant1	2390	-50.75	2	-	46.51	Peak	74	Pass
ax40	2422	Ant1	2390	-56.15	2	0.62	41.73	Average	54	Pass
ax40	2452	Ant1	2483.5	-48.85	2	-	48.41	Peak	74	Pass
ax40	2452	Ant1	2483.5	-55.9	2	0.6	41.96	Average	54	Pass
ax40	2452	Ant1	2489.626	-47.93	2	-	49.33	Peak	74	Pass
ax40	2452	Ant1	2484.01	-55.41	2	0.6	42.45	Average	54	Pass
ax40	2452	Ant1	2500	-50.02	2	-	47.24	Peak	74	Pass
ax40	2452	Ant1	2500	-56.19	2	0.6	41.67	Average	54	Pass

7.2 Test Graphs

Test Graphs

b 2412MHz Ant1 Peak

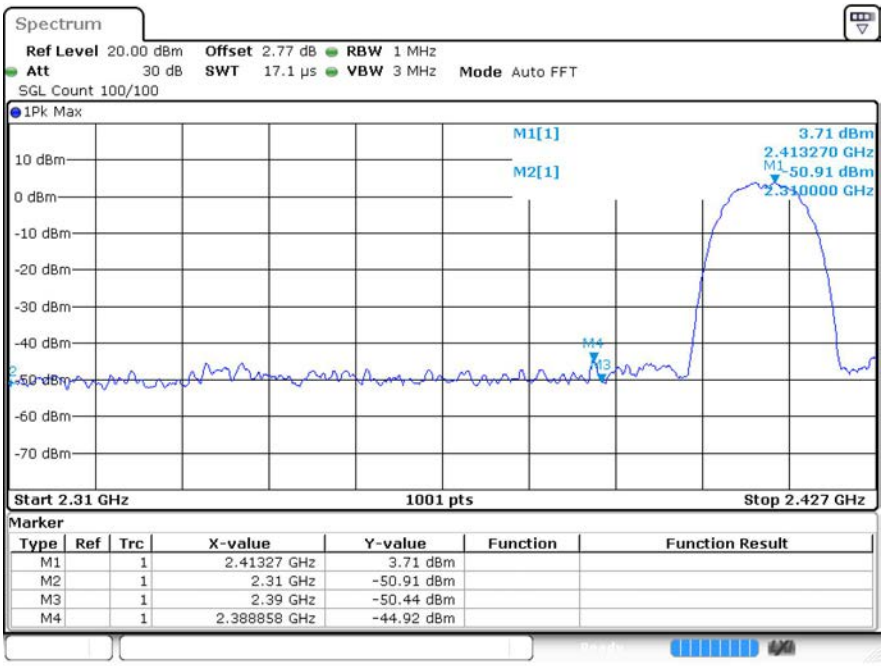

b 2412MHz Ant1 Average

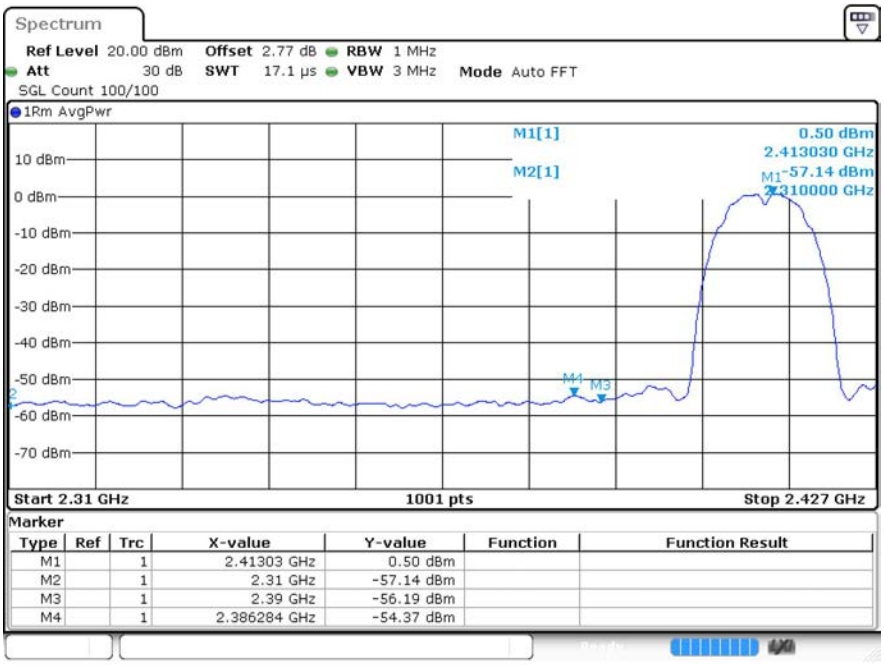

b 2462MHz Ant1 Peak

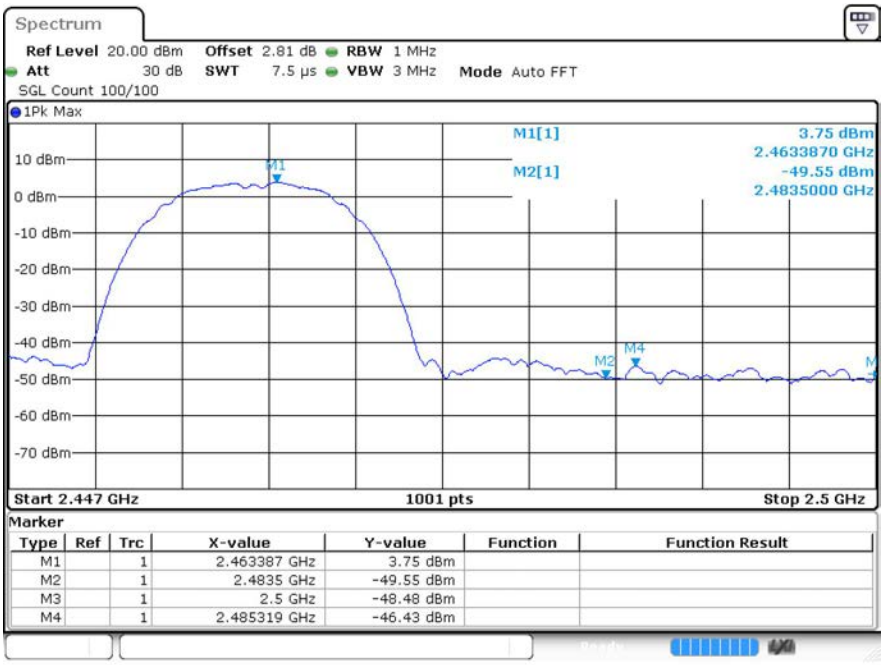

b 2462MHz Ant1 Average

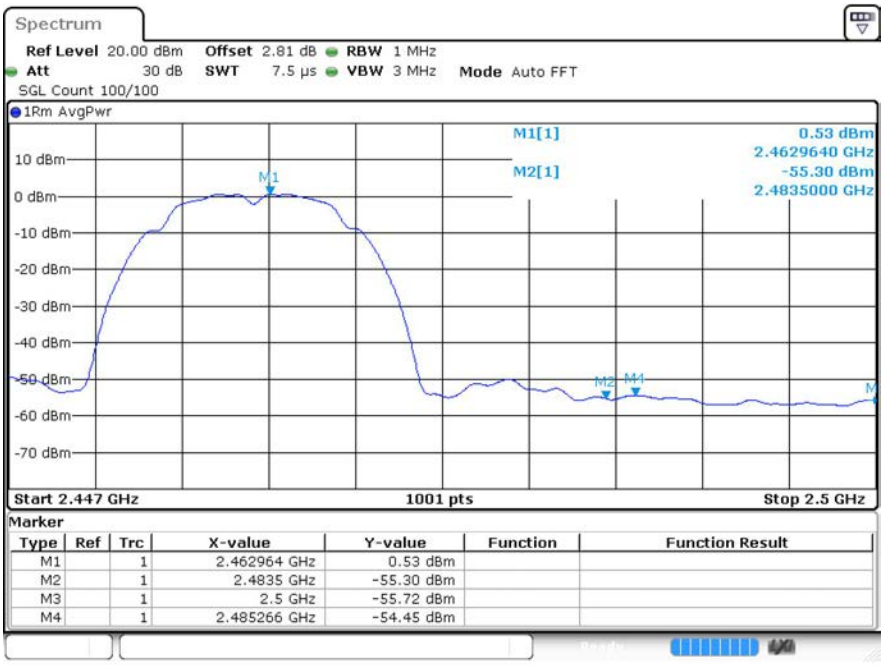

g 2412MHz Ant1 Peak

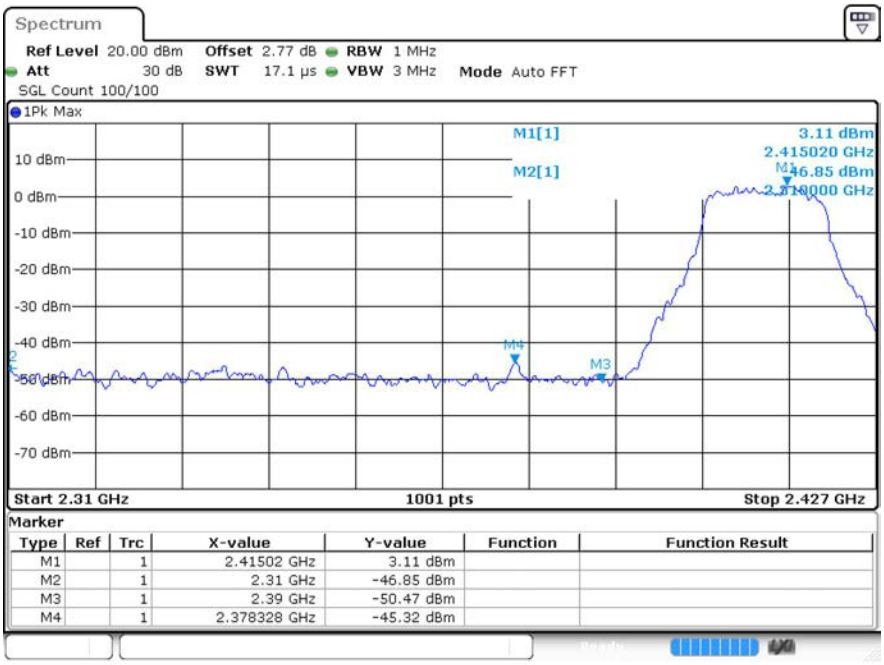

g 2412MHz Ant1 Average

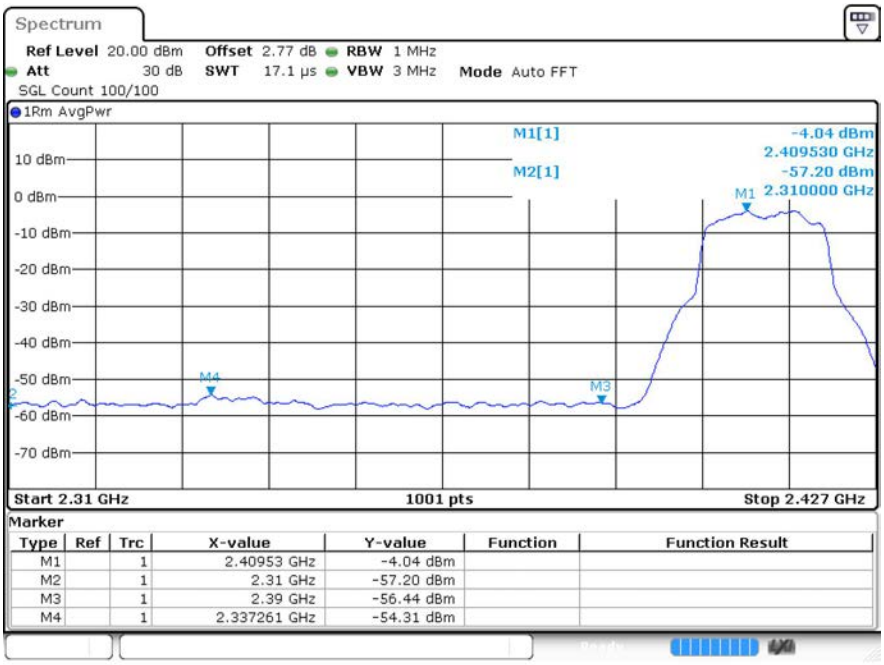

g 2462MHz Ant1 Peak

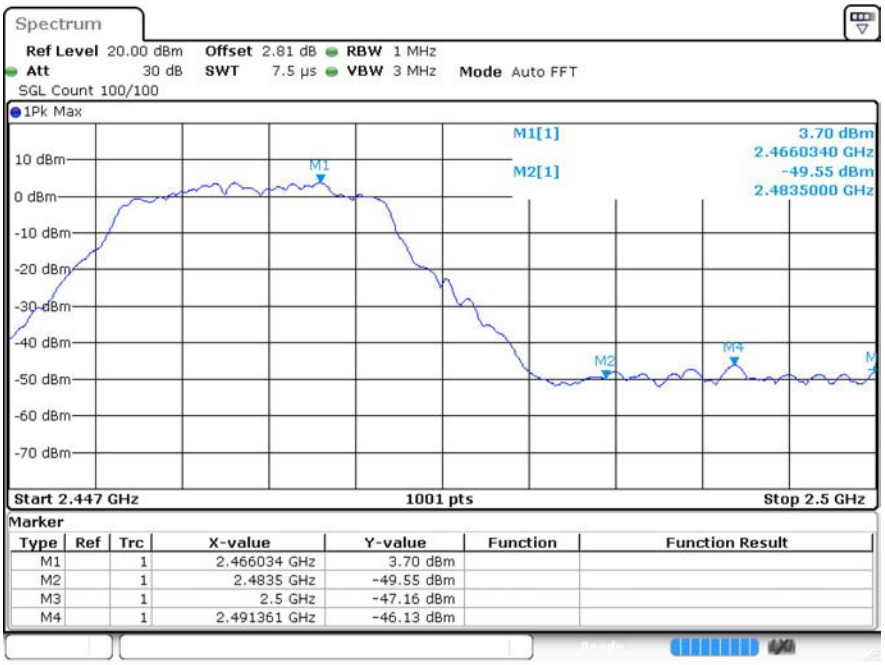

g 2462MHz Ant1 Average

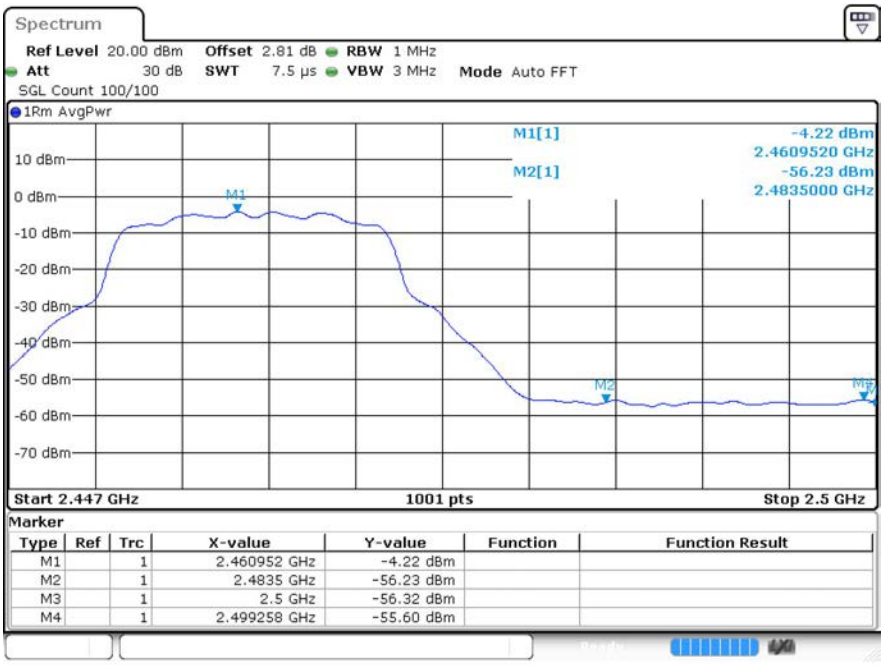

n20 2412MHz Ant1 Peak

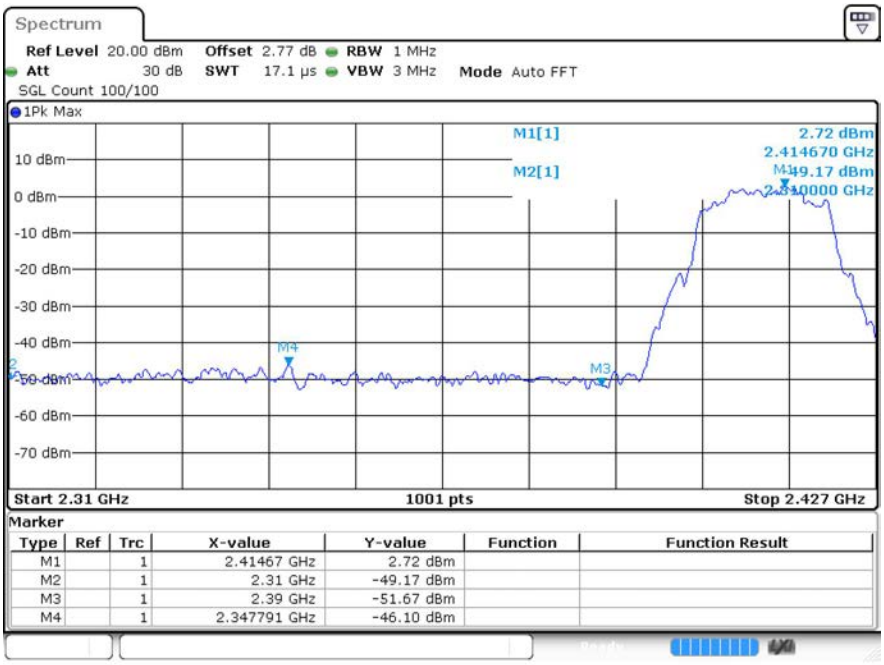

n20 2412MHz Ant1 Average

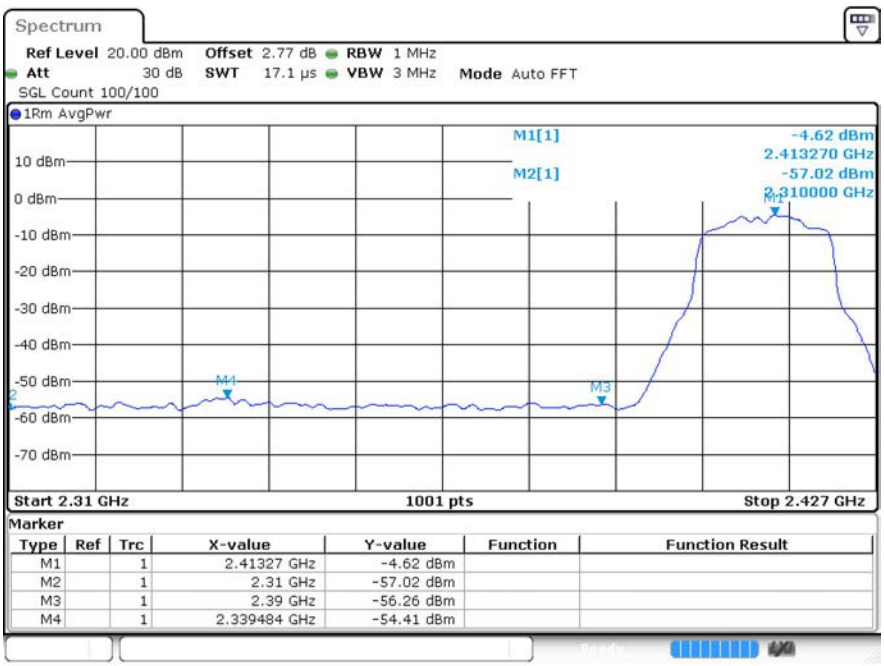

n20 2462MHz Ant1 Peak

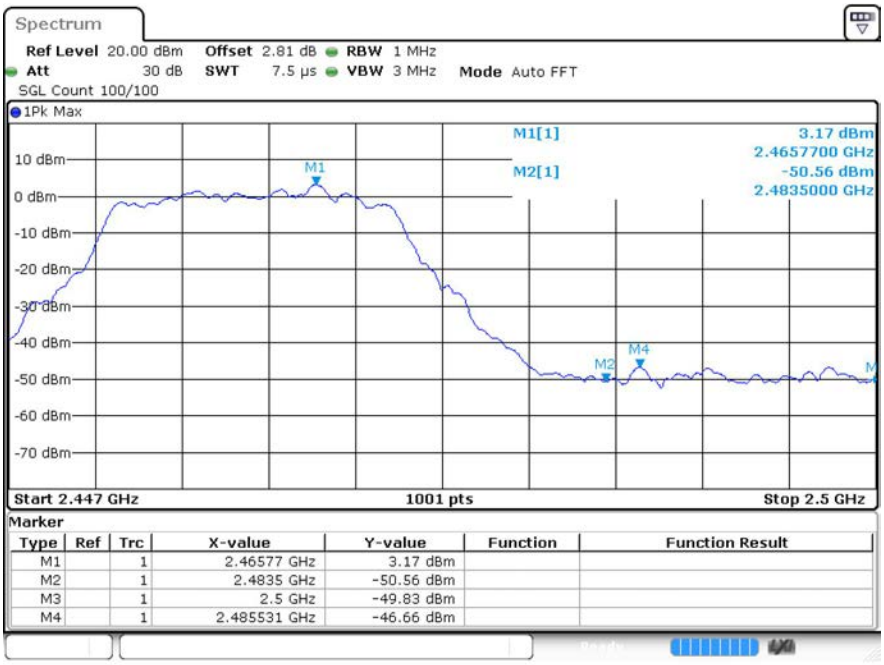

n20 2462MHz Ant1 Average

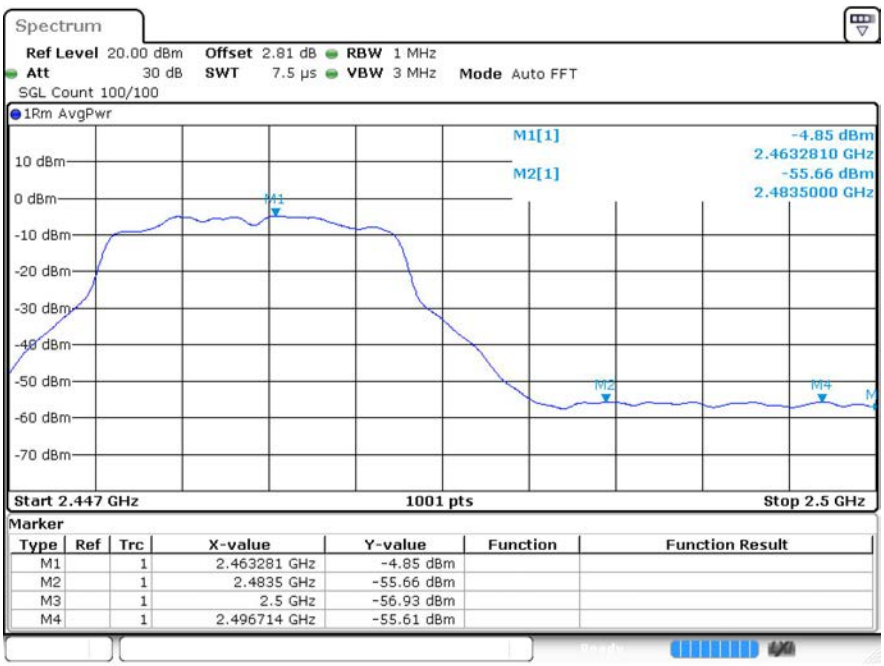

n40 2422MHz Ant1 Peak

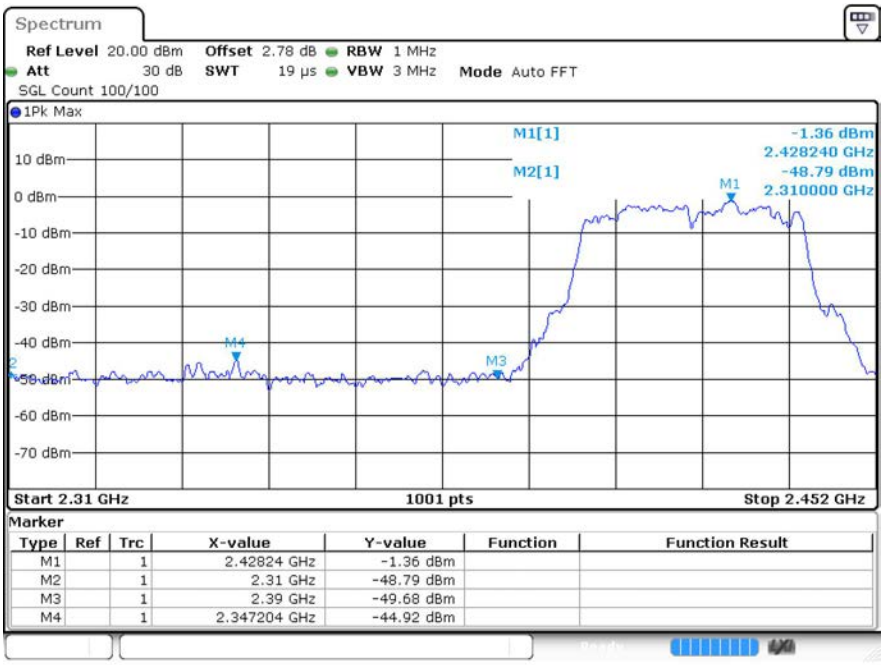

n40 2422MHz Ant1 Average

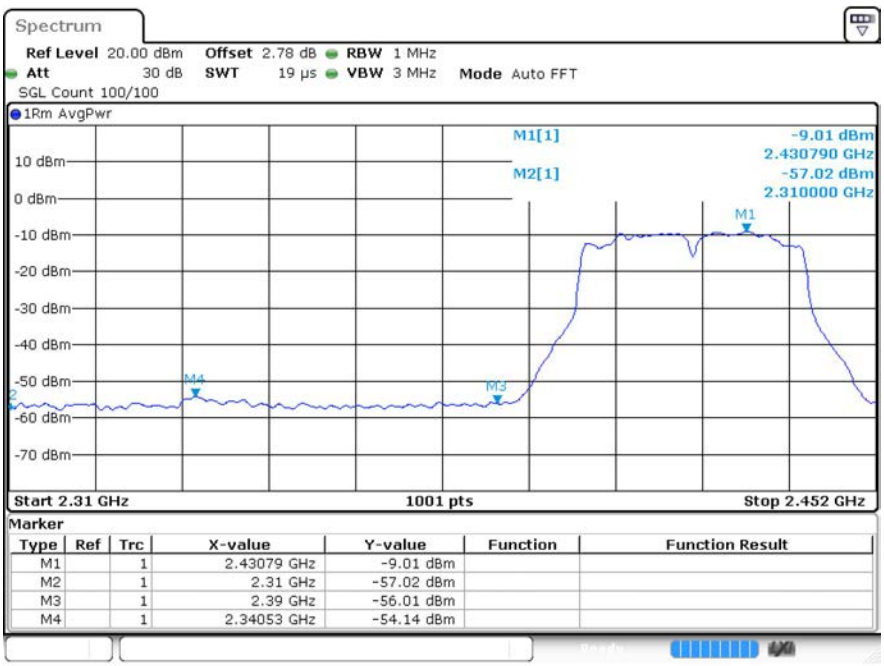

n40 2452MHz Ant1 Peak

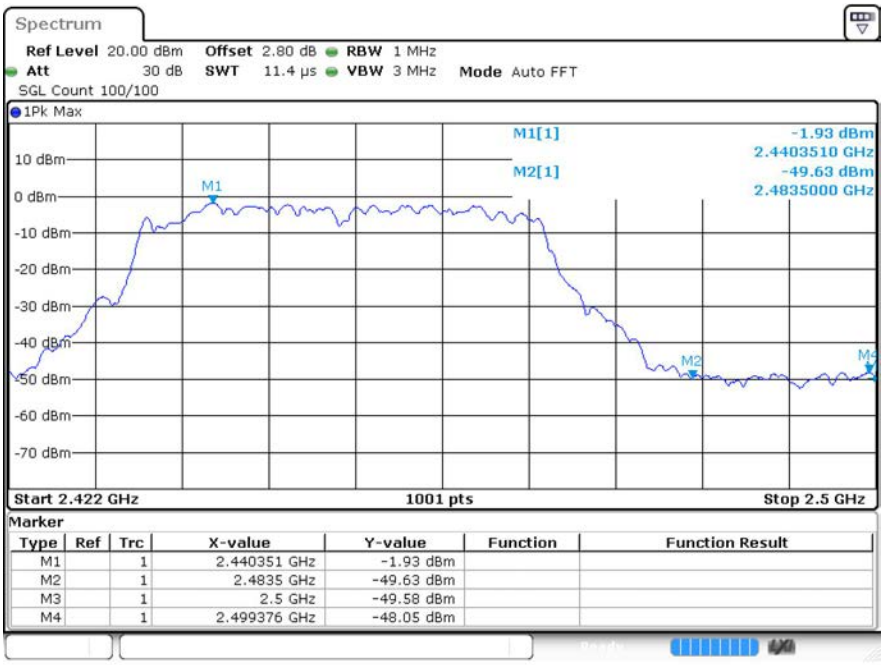

n40 2452MHz Ant1 Average

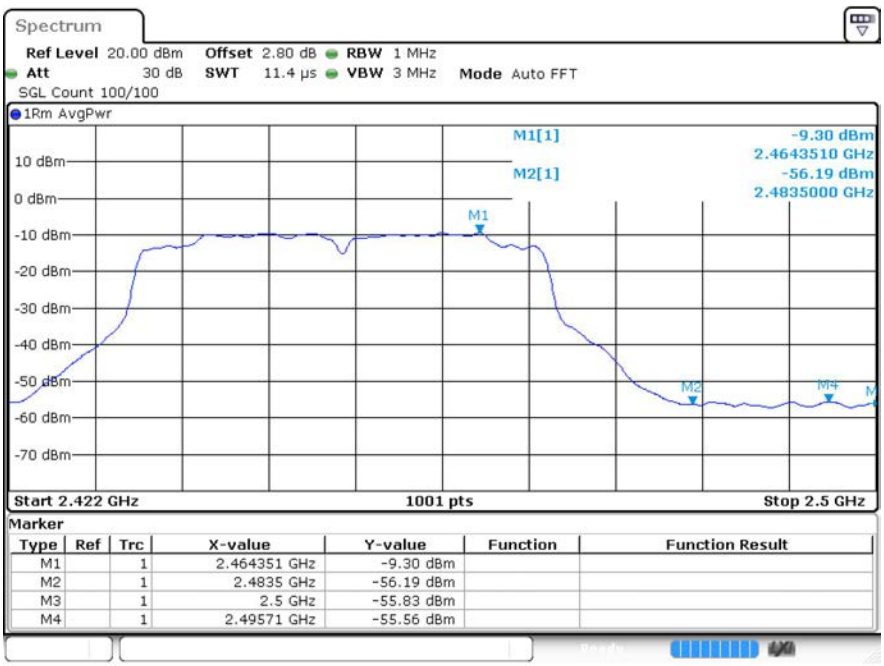

ax20 2412MHz Ant1 Peak

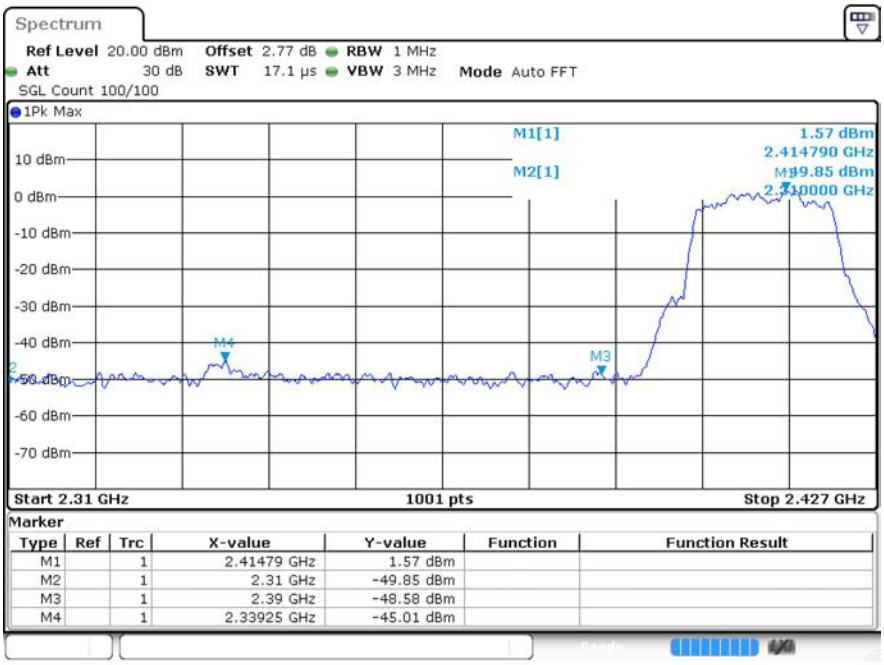

ax20 2412MHz Ant1 Average

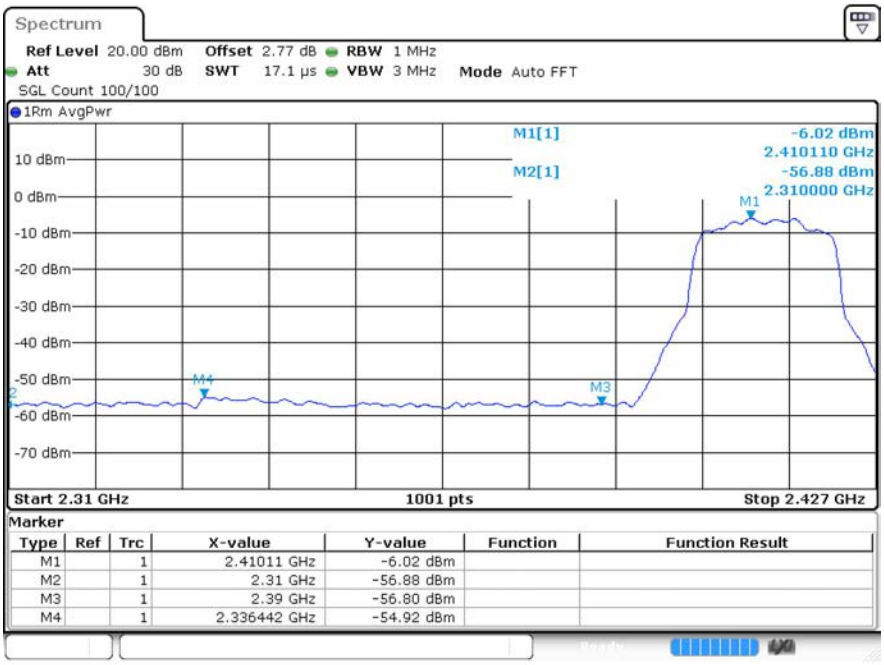

ax20 2462MHz Ant1 Peak

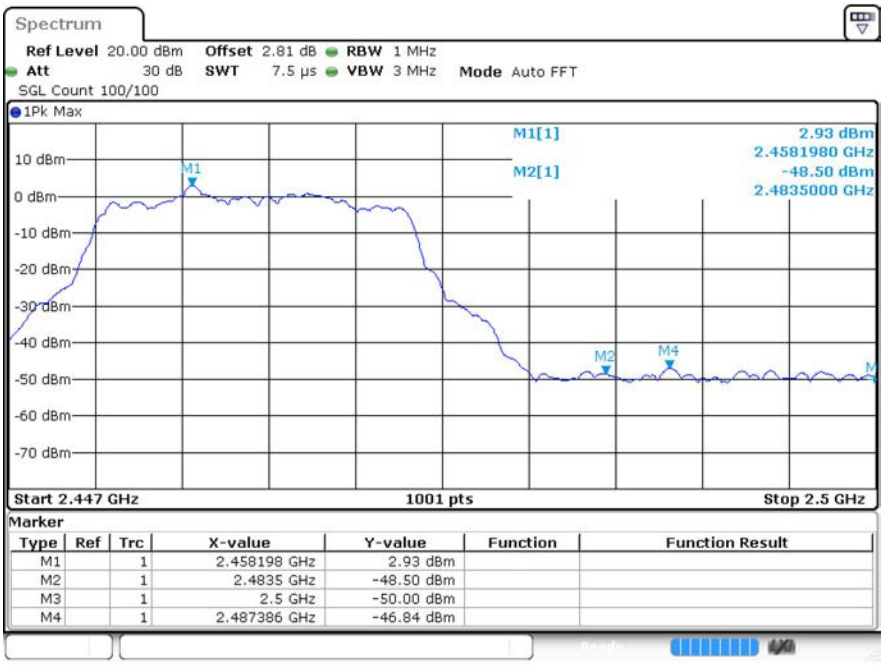

ax20 2462MHz Ant1 Average

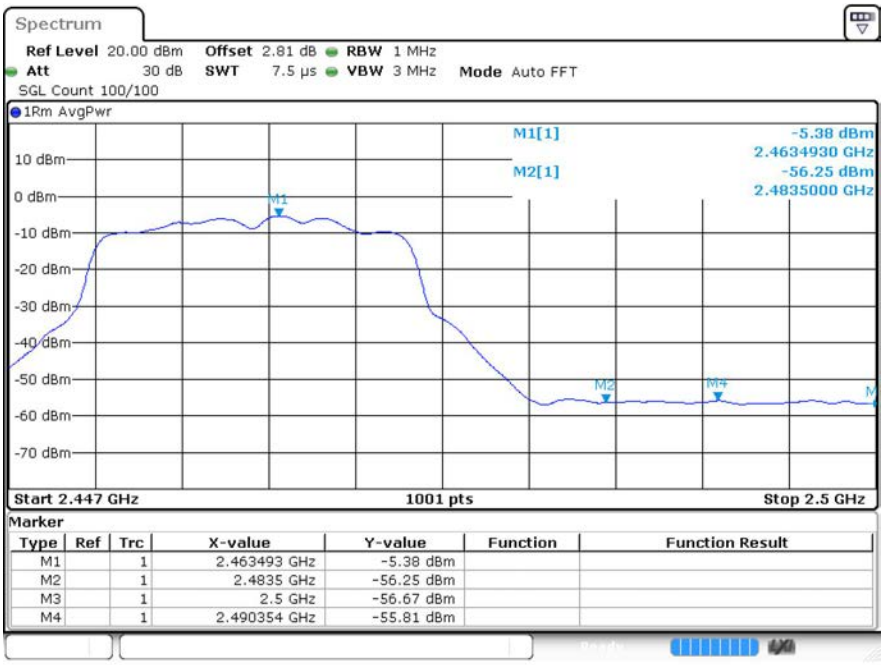

ax40 2422MHz Ant1 Peak

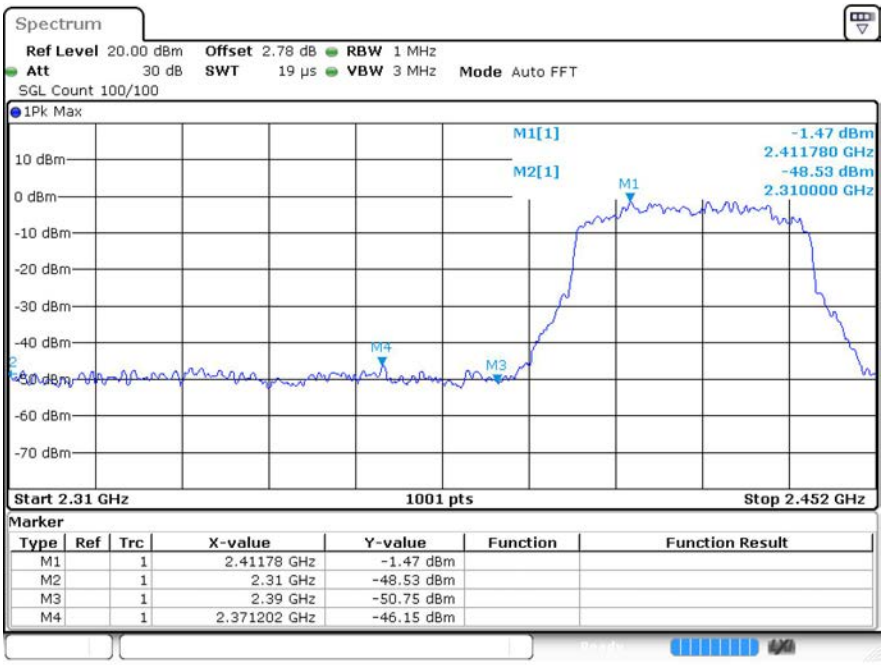

ax40 2422MHz Ant1 Average

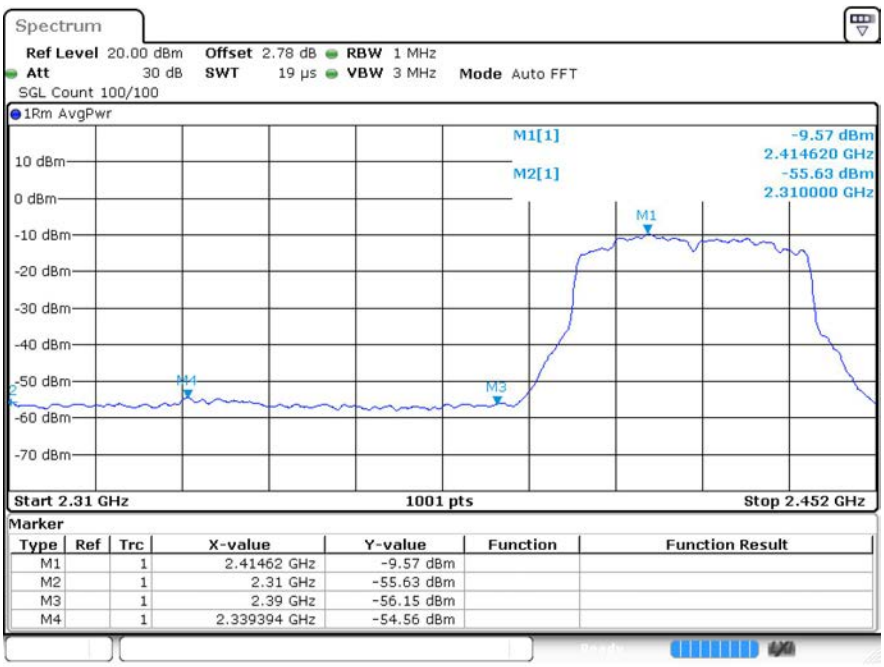

ax40 2452MHz Ant1 Peak

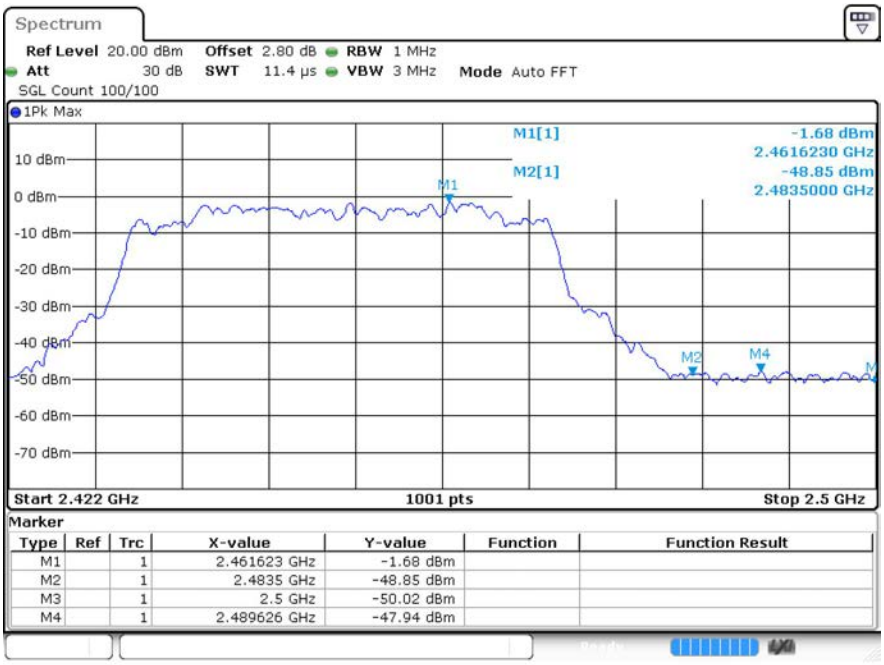

ax40 2452MHz Ant1 Average

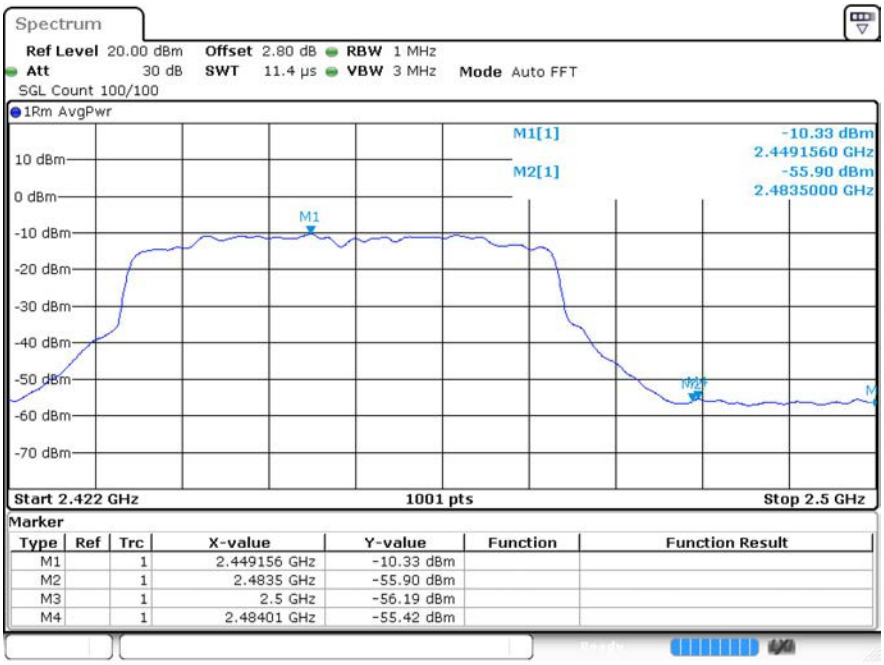

---The End---