Table of Contents

1. -20dB Bandwidth 2
2. 99% Occupied Bandwidth 7
3. Peak Output Power 12
4. Spurious Emissions 17
5. Bandedge 26
6. Carrier Frequencies Separation (Hopping) 39
7. Number of Hopping Channel (Hopping) 44
8. Dwell Time (Hopping) 46

FCC ID EDR
FCC_BT (Part15.247) Test Data

1. -20dB Bandwidth

Condition	Antenna	Modulation	Frequency (MHz)	-20dB BW(MHz)	if larger than CFS
NVNT	ANT1	1-DH1	2402.00	0.877	No
NVNT	ANT1	1-DH1	2441.00	0.920	No
NVNT	ANT1	1-DH1	2480.00	0.926	No
NVNT	ANT1	2-DH1	2402.00	1.269	Yes
NVNT	ANT1	2-DH1	2441.00	1.278	Yes
NVNT	ANT1	2-DH1	2480.00	1.272	Yes
NVNT	ANT1	3-DH1	2402.00	1.225	Yes
NVNT	ANT1	3-DH1	2441.00	1.225	Yes
NVNT	ANT1	3-DH1	2480.00	1.256	Yes

-20dB_Bandwidth_NVNT_ANT1_1-DH1_2402_00

-20dB_Bandwidth_NVNT_ANT1_1-DH1_2441_00

-20dB_Bandwidth_NVNT_ANT1_1-DH1_2480_00

-20dB_Bandwidth_NVNT_ANT1_2-DH1_2402_00

-20dB_Bandwidth_NVNT_ANT1_2-DH1_2441_00

-20dB_Bandwidth_NVNT_ANT1_2-DH1_2480_00

-20dB_Bandwidth_NVNT_ANT1_3-DH1_2402_00

-20dB_Bandwidth_NVNT_ANT1_3-DH1_2441_00

-20dB_Bandwidth_NVNT_ANT1_3-DH1_2480_00

2. 99% Occupied Bandwidth

Condition	Antenna	Modulation	Frequency (MHz)	99%%BW(MHz)
NVNT	ANT1	1-DH1	2402.00	0.834
NVNT	ANT1	1-DH1	2441.00	0.846
NVNT	ANT1	1-DH1	2480.00	0.851
NVNT	ANT1	2-DH1	2402.00	1.171
NVNT	ANT1	2-DH1	2441.00	1.174
NVNT	ANT1	2-DH1	2480.00	1.175
NVNT	ANT1	3-DH1	2402.00	1.149
NVNT	ANT1	3-DH1	2441.00	1.154
NVNT	ANT1	3-DH1	2480.00	1.156

99%_Occupied_Bandwidth_NVNT_ANT1_1-DH1_2402_00

99%_Occupied_Bandwidth_NVNT_ANT1_1-DH1_2441_00

99%_Occupied_Bandwidth_NVNT_ANT1_1-DH1_2480_00

99%_Occupied_Bandwidth_NVNT_ANT1_2-DH1_2402_00

99%_Occupied_Bandwidth_NVNT_ANT1_2-DH1_2441_00

99%_Occupied_Bandwidth_NVNT_ANT1_2-DH1_2480_00

99%_Occupied_Bandwidth_NVNT_ANT1_3-DH1_2402_00

99%_Occupied_Bandwidth_NVNT_ANT1_3-DH1_2441_00

99%_Occupied_Bandwidth_NVNT_ANT1_3-DH1_2480_00

Keysight Spectrum Analyzer - Occupied BW
Center Freq 2.480000000 GHz
Center Freq: 2.480000000 GHz
Trig: Free Run
Avg|Hold: 10/10
#Atten: 30 dB
Radio Std: None
Radio Device: BTS
11:48:18 AM Apr 01, 2025
Frequency
Ref Offset 4.65 dB
10 dB/div
Ref 16.30 dBm
Center Freq
2.480000000 GHz
Center 2.48 GHz
#Res BW 30 kHz
#VBW 100 kHz
Span 3 MHz
Sweep 3.2 ms
CF Step
300.000 kHz
Auto
Man
Occupied Bandwidth
1.1560 MHz
Total Power 5.78 dBm
Transmit Freq Error 45.490 kHz
% of OBW Power 99.00 %
x dB Bandwidth 1.371 MHz
x dB -26.00 dB
Freq Offset
0 Hz
MSG
STATUS

3. Peak Output Power

Condition	Antenna	Modulation	Frequency (MHz)	Max. Conducted Power(dBm)	Max. Conducted Power(mW)	Limit(mW)	Result
NVNT	ANT1	1-DH1	2402.00	0.349	1.08	1000	Pass
NVNT	ANT1	1-DH1	2441.00	-0.549	0.88	1000	Pass
NVNT	ANT1	1-DH1	2480.00	-1.122	0.77	1000	Pass
NVNT	ANT1	2-DH1	2402.00	1.102	1.29	125	Pass
NVNT	ANT1	2-DH1	2441.00	0.301	1.07	125	Pass
NVNT	ANT1	2-DH1	2480.00	-0.294	0.93	125	Pass
NVNT	ANT1	3-DH1	2402.00	1.614	1.45	125	Pass
NVNT	ANT1	3-DH1	2441.00	0.919	1.24	125	Pass
NVNT	ANT1	3-DH1	2480.00	0.310	1.07	125	Pass

Peak_Output_Power_NVNT_ANT1_1-DH1_2402_00

Peak_Output_Power_NVNT_ANT1_1-DH1_2441_00

Peak_Output_Power_NVNT_ANT1_1-DH1_2480_00

Peak_Output_Power_NVNT_ANT1_2-DH1_2402_00

Peak_Output_Power_NVNT_ANT1_2-DH1_2441_00

Peak_Output_Power_NVNT_ANT1_2-DH1_2480_00

Peak_Output_Power_NVNT_ANT1_3-DH1_2402_00

Peak_Output_Power_NVNT_ANT1_3-DH1_2441_00

Peak_Output_Power_NVNT_ANT1_3-DH1_2480_00

Keysight Spectrum Analyzer - Swept SA
Center Freq 2.480000000 GHz
PNO: Fast
IFGain:Low
Trig: Free Run
Atten: 20 dB
#Avg Type: Log-Pwr
Avg|Hold: 10/10
11:48:37 AM Apr 01, 2025
Ref Offset 4.65 dB
10 dB/div
Ref 14.30 dBm
Log
Mkr1 2.480 042 GHz
0.310 dBm
Center 2.480000 GHz
#Res BW 3.0 MHz
#VBW 8.0 MHz
Span 7.000 MHz
Sweep 1.000 ms (1001 pts)
Frequency
Auto Tune
Center Freq
2.480000000 GHz
Start Freq
2.476500000 GHz
Stop Freq
2.483500000 GHz
CF Step
700.000 kHz
Auto
Man
Freq Offset
0 Hz
Scale Type
Log
Lin

4. Spurious Emissions

Condition	Antenna	Modulation	TX Mode	Ref_level(dBm)	Spurious MAX.Value(dBm)	Limit	Result
NVNT	ANT1	1-DH1	2402.00	0.171	-46.709	-19.829	Pass
NVNT	ANT1	1-DH1	2441.00	-0.691	-48.064	-20.691	Pass
NVNT	ANT1	1-DH1	2480.00	-1.274	-46.504	-21.274	Pass
NVNT	ANT1	2-DH1	2402.00	0.137	-46.751	-19.863	Pass
NVNT	ANT1	2-DH1	2441.00	-0.687	-48.074	-20.687	Pass
NVNT	ANT1	2-DH1	2480.00	-1.264	-46.182	-21.264	Pass
NVNT	ANT1	3-DH1	2402.00	0.139	-46.064	-19.861	Pass
NVNT	ANT1	3-DH1	2441.00	-0.647	-50.362	-20.647	Pass
NVNT	ANT1	3-DH1	2480.00	-1.267	-49.411	-21.267	Pass

1_Reference_Level_NVNT_ANT1_1-DH1_2402_00

2_Spurious_Emissions_NVNT_ANT1_1-DH1_2402_00

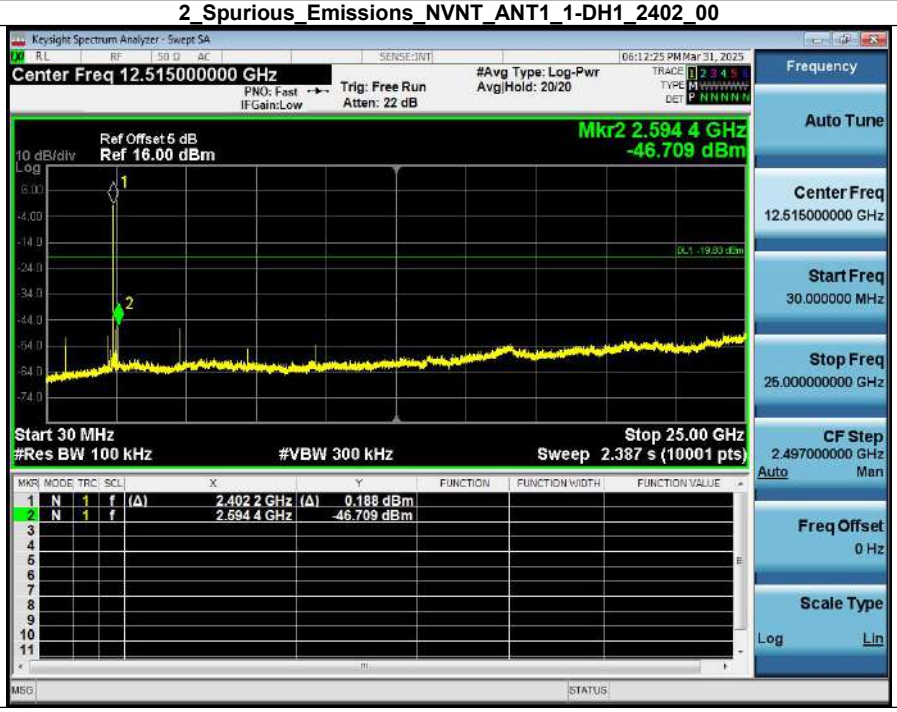

1_Reference_Level_NVNT_ANT1_1-DH1_2441_00

2_Spurious_Emissions_NVNT_ANT1_1-DH1_2441_00

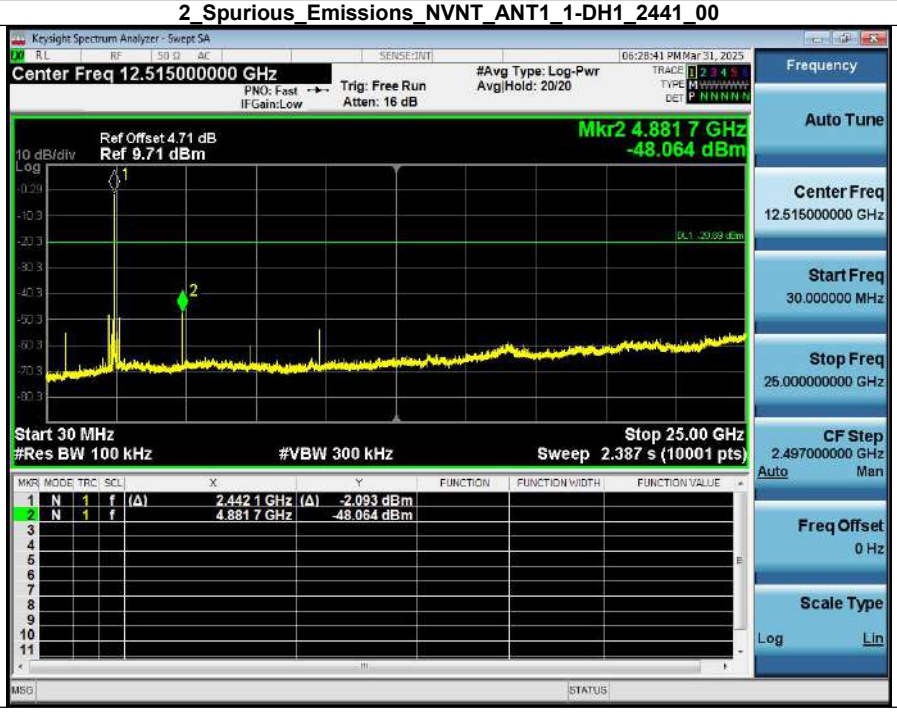

1_Reference_Level_NVNT_ANT1_1-DH1_2480_00

2_Spurious_Emissions_NVNT_ANT1_1-DH1_2480_00

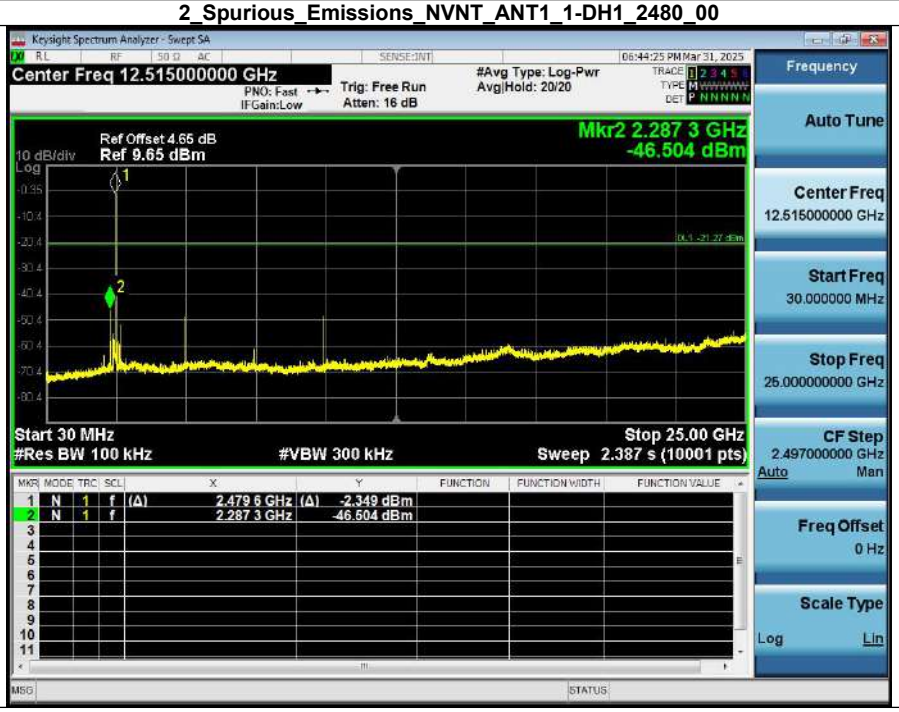

1_Reference_Level_NVNT_ANT1_2-DH1_2402_00

2_Spurious_Emissions_NVNT_ANT1_2-DH1_2402_00

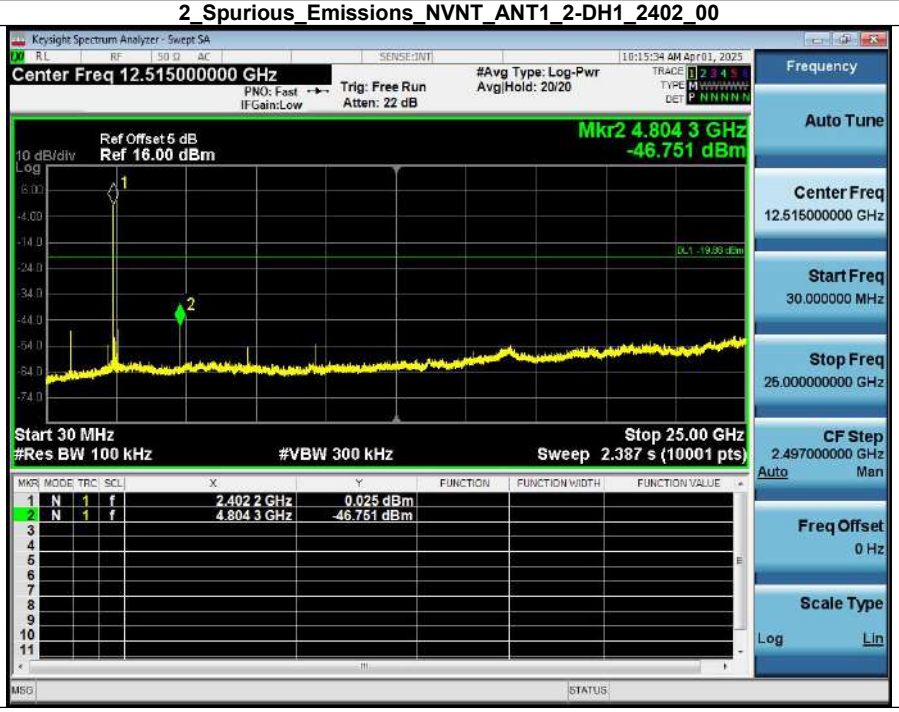

1_Reference_Level_NVNT_ANT1_2-DH1_2441_00

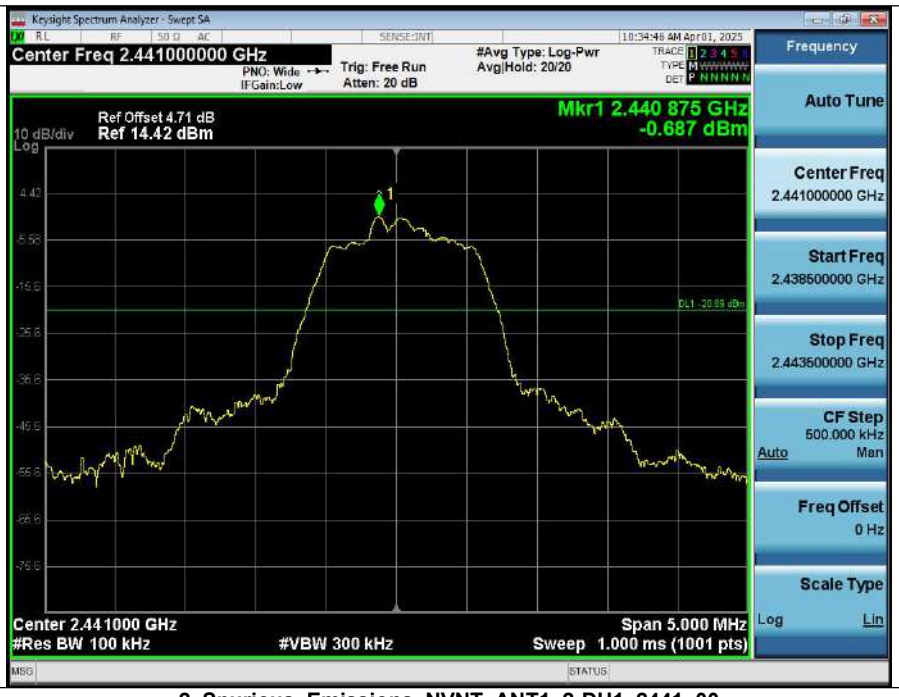

2_Spurious_Emissions_NVNT_ANT1_2-DH1_2441_00

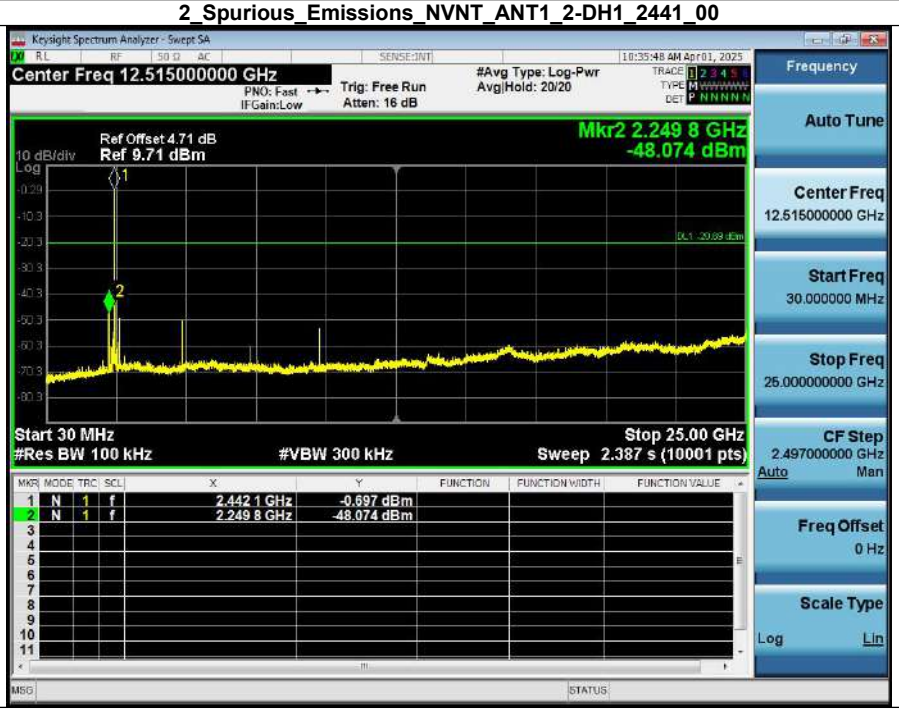

1_Reference_Level_NVNT_ANT1_2-DH1_2480_00

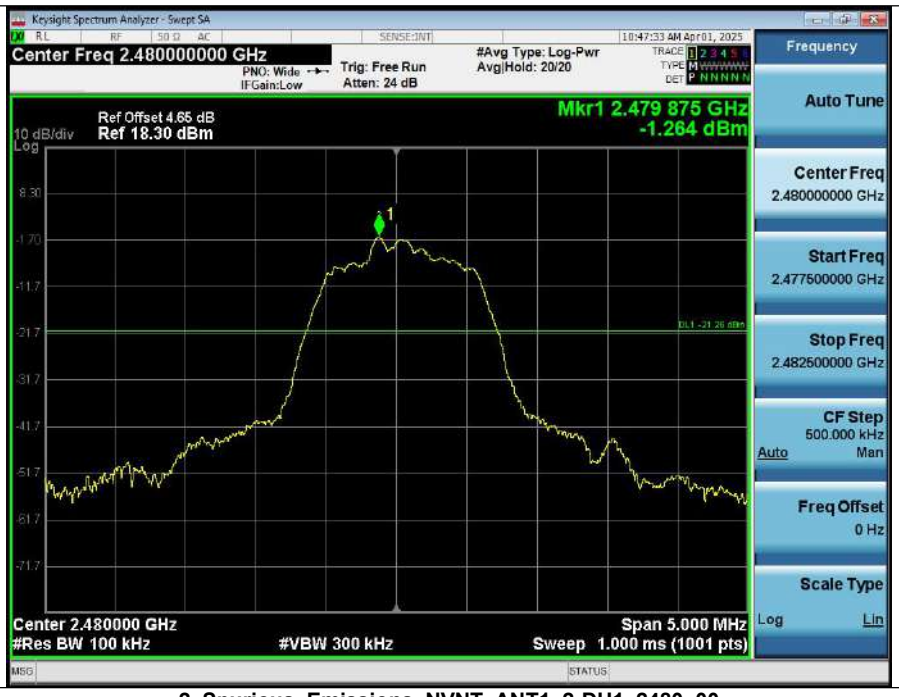

2_Spurious_Emissions_NVNT_ANT1_2-DH1_2480_00

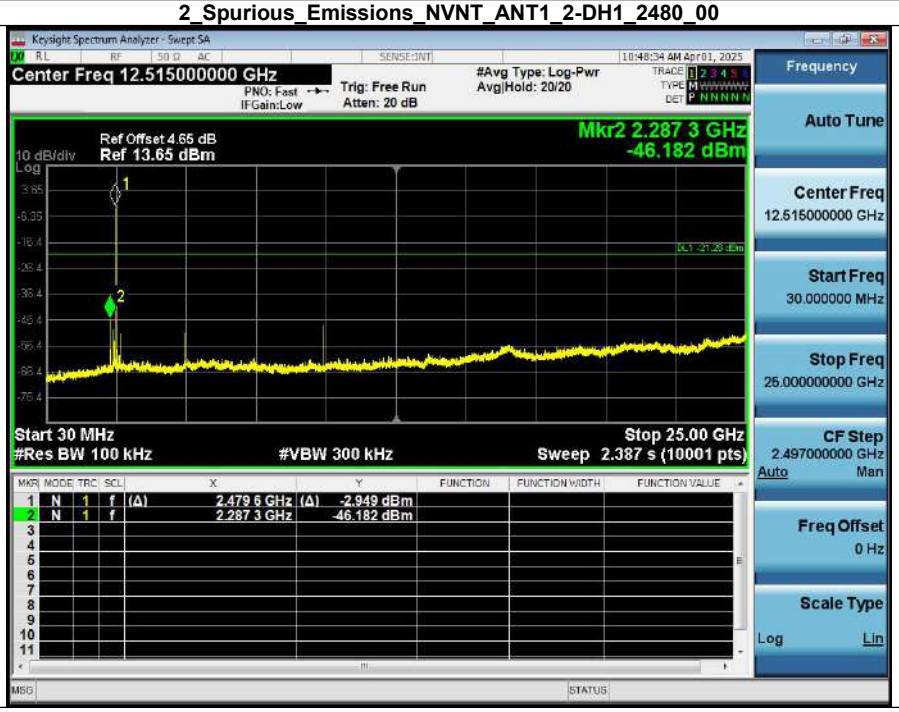

1_Reference_Level_NVNT_ANT1_3-DH1_2402_00

2_Spurious_Emissions_NVNT_ANT1_3-DH1_2402_00

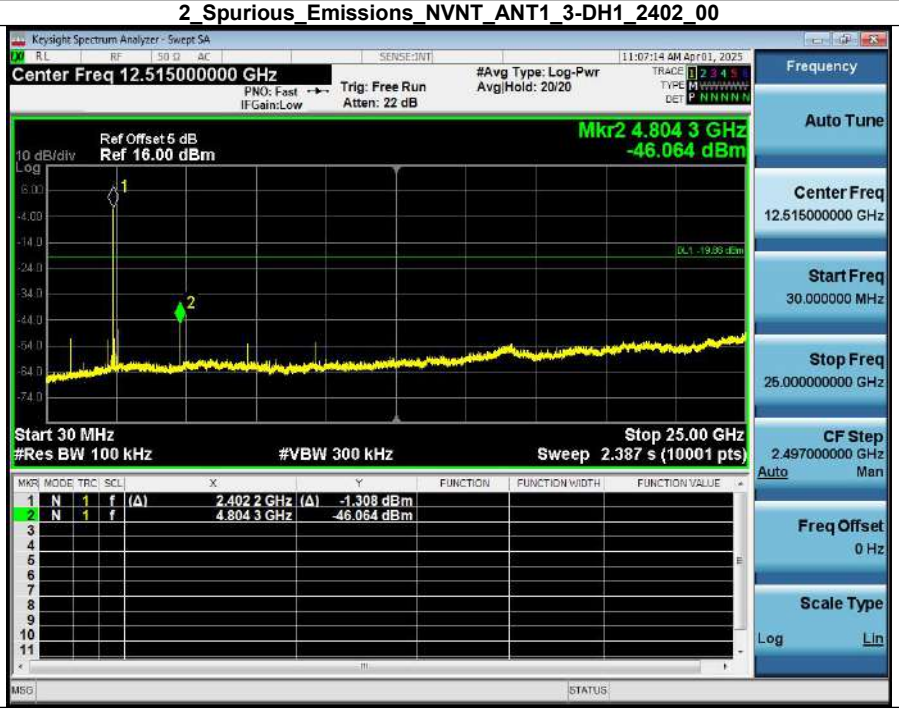

1_Reference_Level_NVNT_ANT1_3-DH1_2441_00

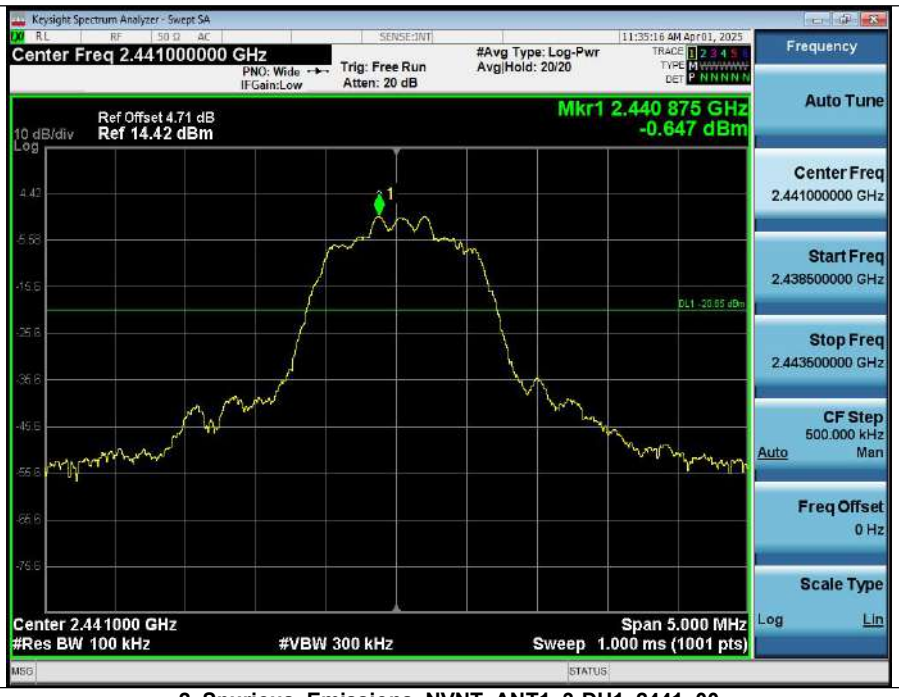

2_Spurious_Emissions_NVNT_ANT1_3-DH1_2441_00

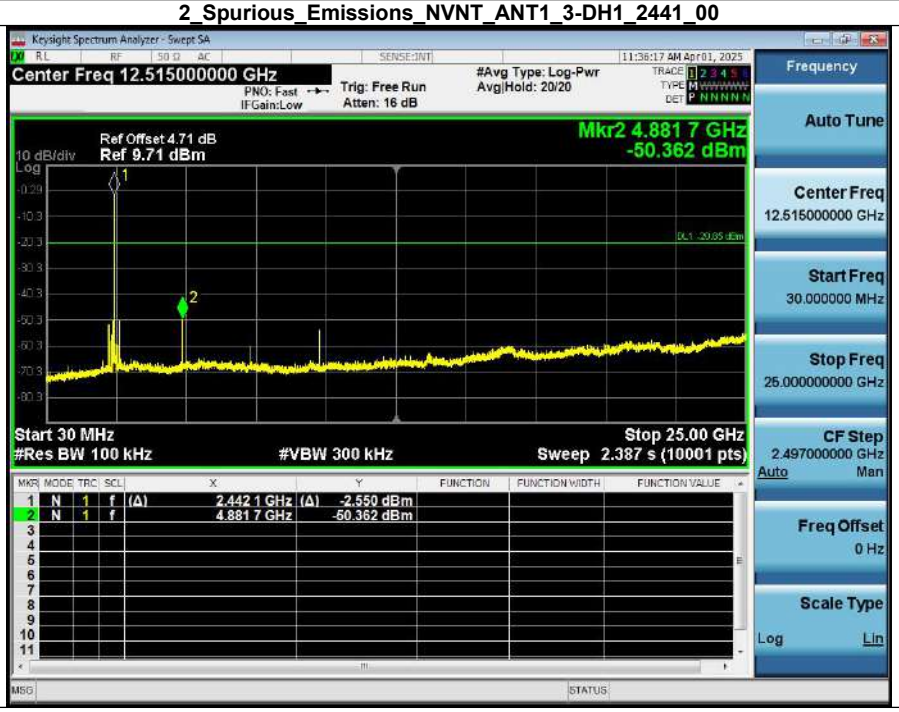

1_Reference_Level_NVNT_ANT1_3-DH1_2480_00

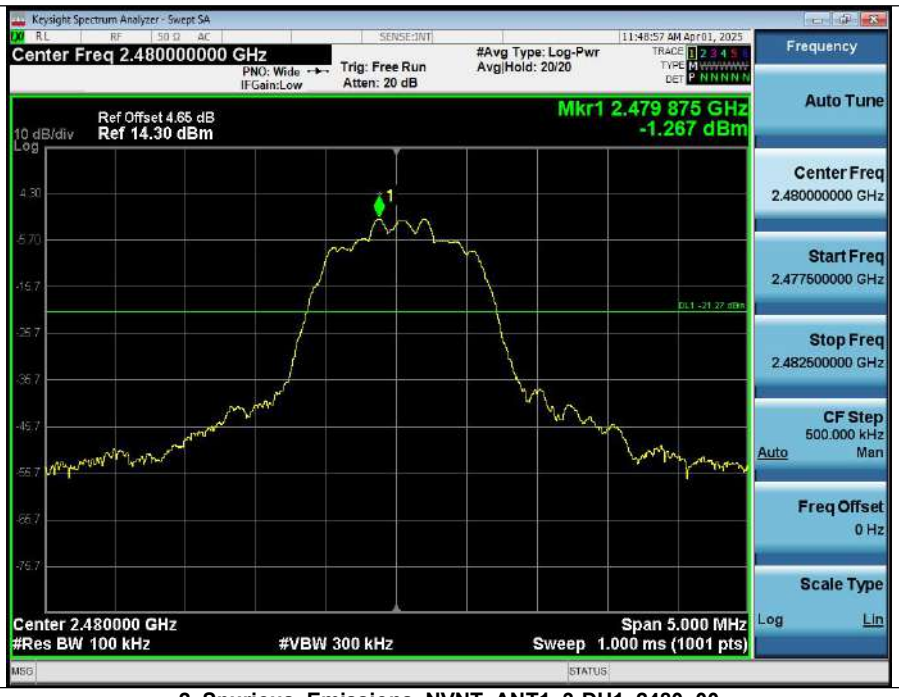

2_Spurious_Emissions_NVNT_ANT1_3-DH1_2480_00

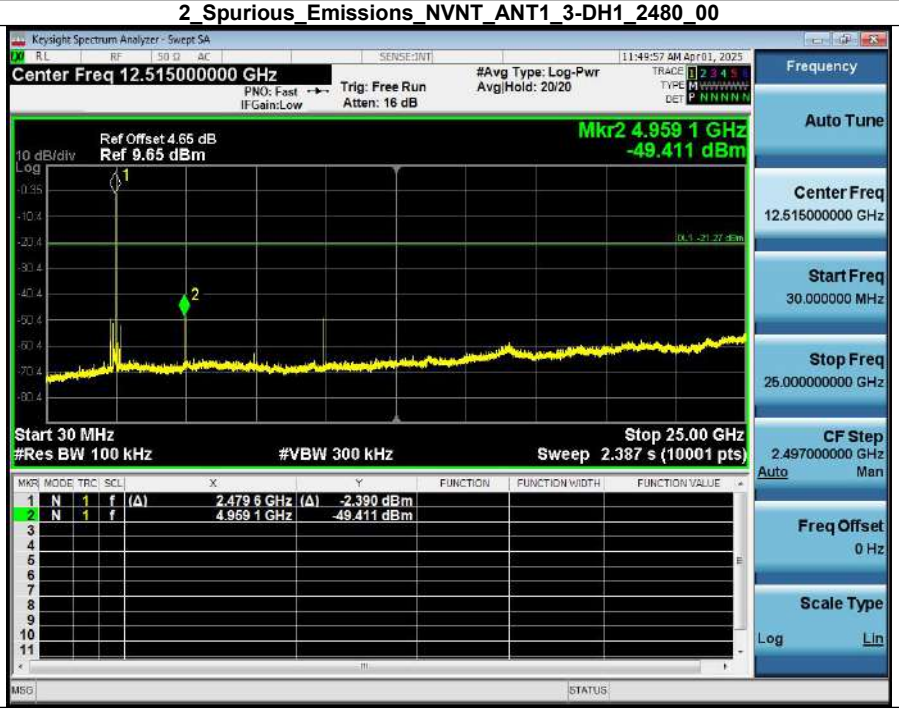

5. Bandedge

Condition	Antenna	Modulation	TX Mode	Ref_level(dBm)	Bandedge MAX.Value	Limit	Result
NVNT	ANT1	1-DH1	2402.00	0.171	-50.628	-19.829	Pass
NVNT	ANT1	1-DH1	Hopping_LCH	0.114	-52.476	-19.886	Pass
NVNT	ANT1	1-DH1	2480.00	-1.274	-60.452	-21.274	Pass
NVNT	ANT1	1-DH1	Hopping_HCH	-0.101	-54.427	-20.101	Pass
NVNT	ANT1	2-DH1	2402.00	0.137	-49.895	-19.863	Pass
NVNT	ANT1	2-DH1	Hopping_LCH	0.224	-49.983	-19.776	Pass
NVNT	ANT1	2-DH1	2480.00	-1.264	-60.178	-21.264	Pass
NVNT	ANT1	2-DH1	Hopping_HCH	-0.233	-56.246	-20.233	Pass
NVNT	ANT1	3-DH1	2402.00	0.139	-50.269	-19.861	Pass
NVNT	ANT1	3-DH1	Hopping_LCH	0.134	-49.710	-19.866	Pass
NVNT	ANT1	3-DH1	2480.00	-1.267	-59.462	-21.267	Pass
NVNT	ANT1	3-DH1	Hopping_HCH	-0.171	-54.766	-20.171	Pass

1_Reference_Level_NVNT_ANT1_1-DH1_2402_00

2_Bandedge_NVNT_ANT1_1-DH1_2402_00

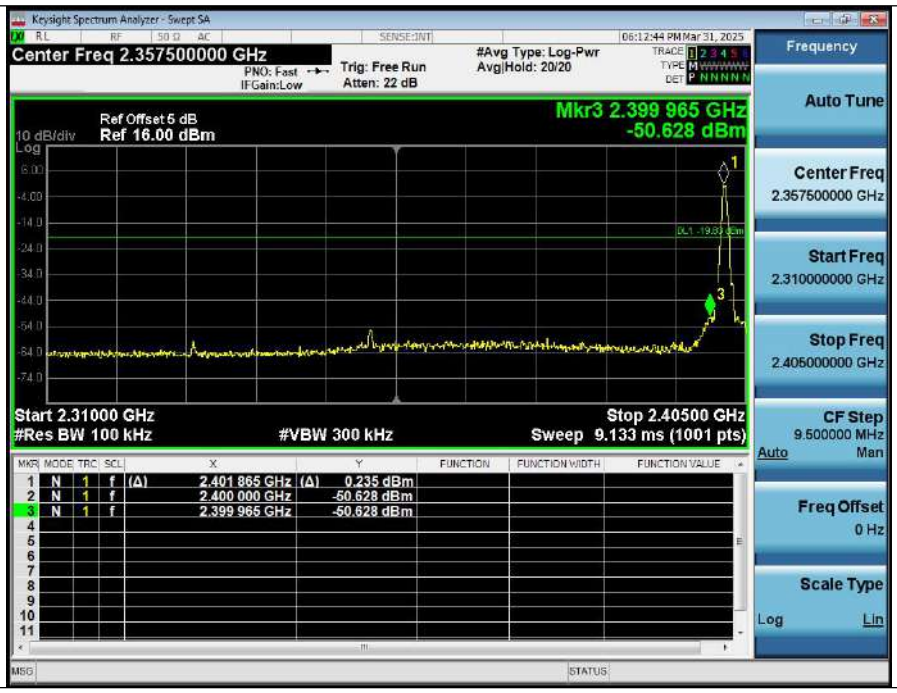

1_Reference_Level_Hopping_NVNT_ANT1_1-DH1_Hopping

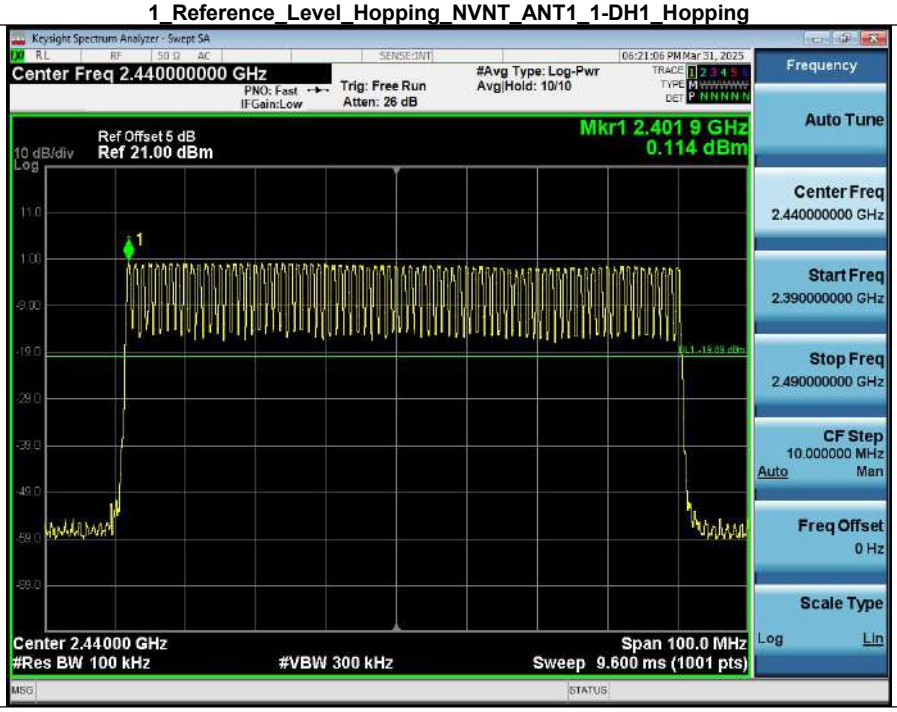

2_Band_Edge_(Hopping)_NVNT_ANT1_1-DH1_Hopping

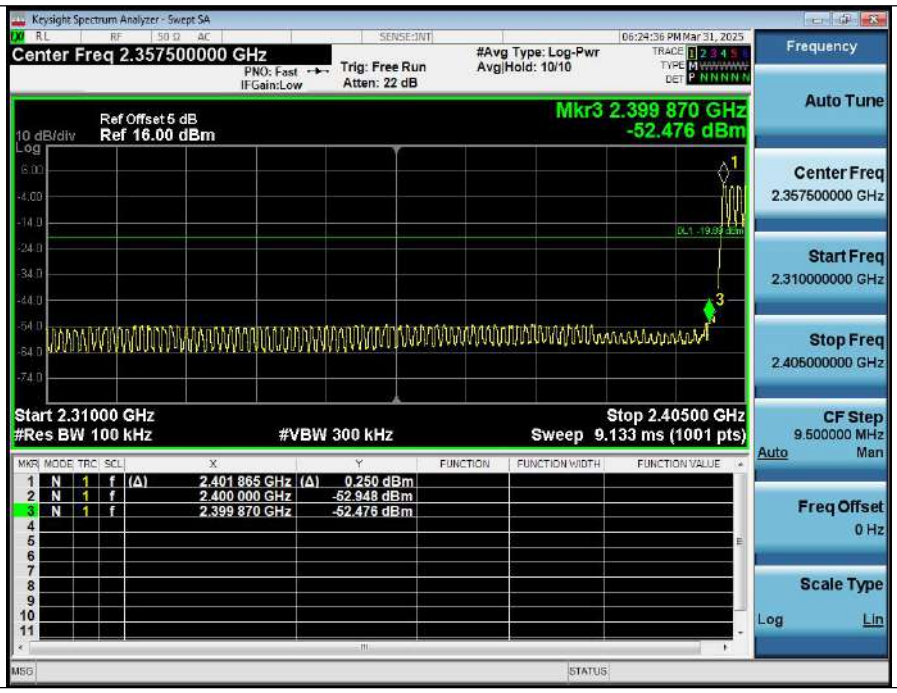

1_Reference_Level_NVNT_ANT1_1-DH1_2480_00

2_Bandedge_NVNT_ANT1_1-DH1_2480_00

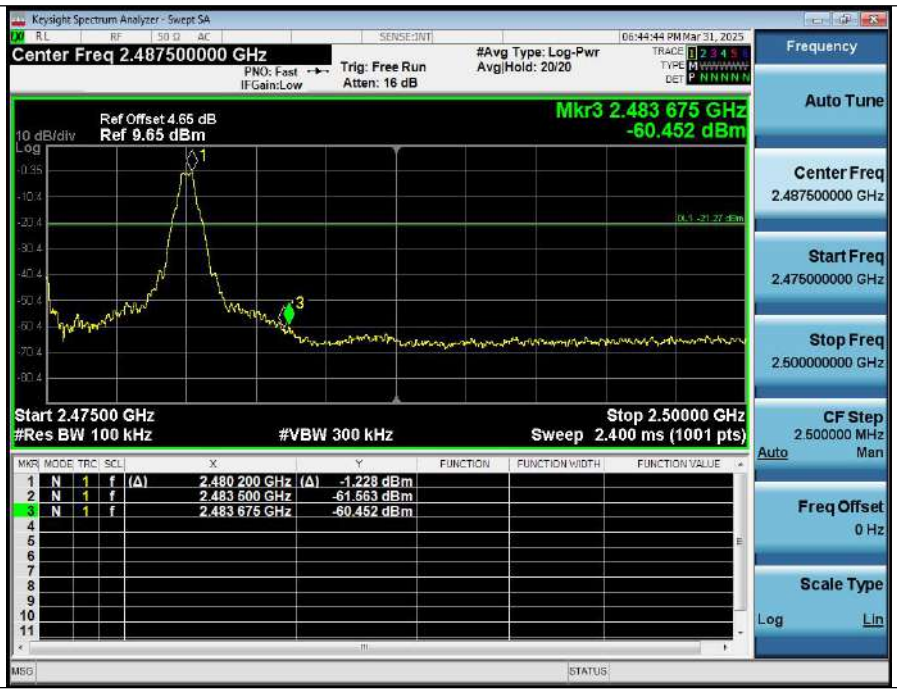

1_Reference_Level_Hopping_NVNT_ANT1_1-DH1_Hopping

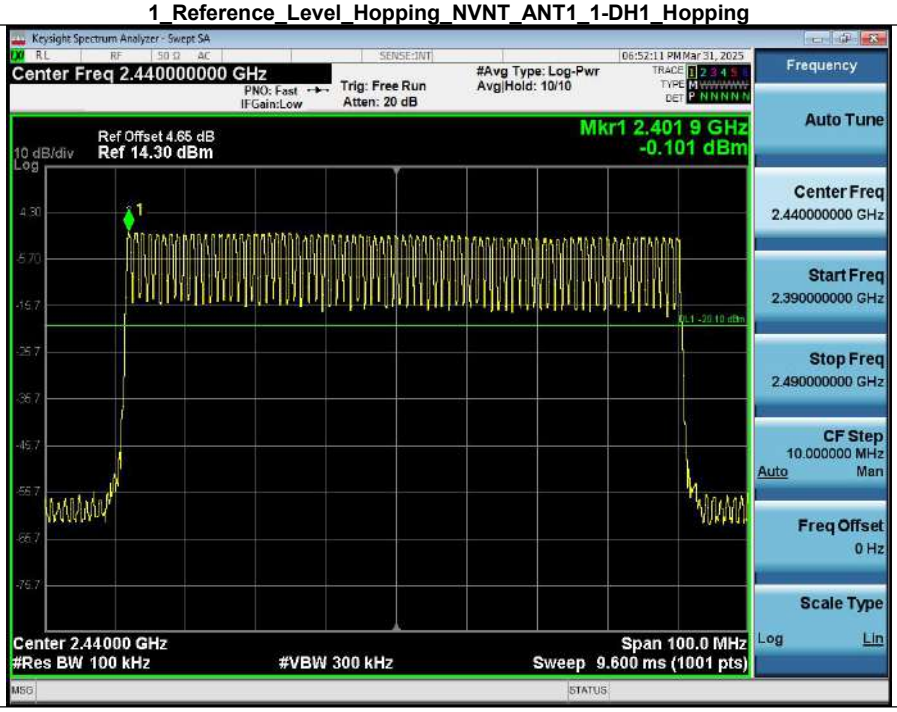

2_Band_Edge_(Hopping)_NVNT_ANT1_1-DH1_Hopping

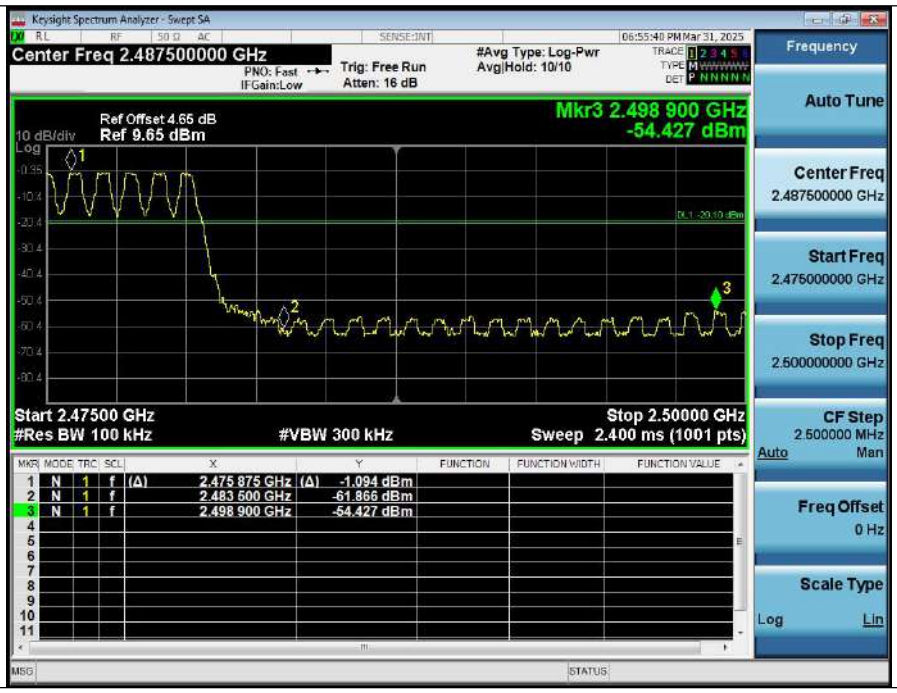

1_Reference_Level_NVNT_ANT1_2-DH1_2402_00

2_Bandedge_NVNT_ANT1_2-DH1_2402_00

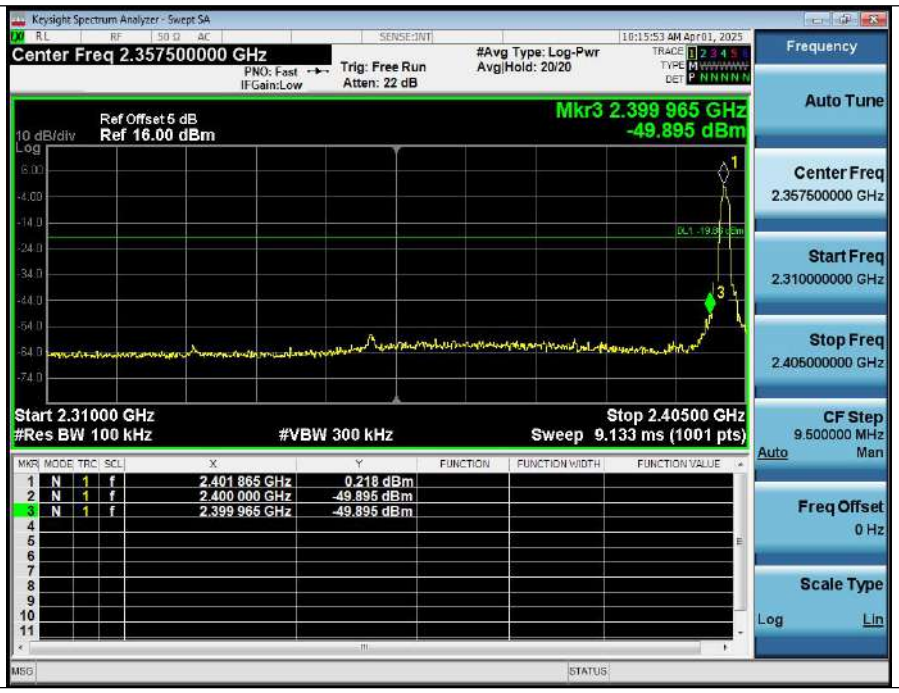

1_Reference_Level_Hopping_NVNT_ANT1_2-DH1_Hopping

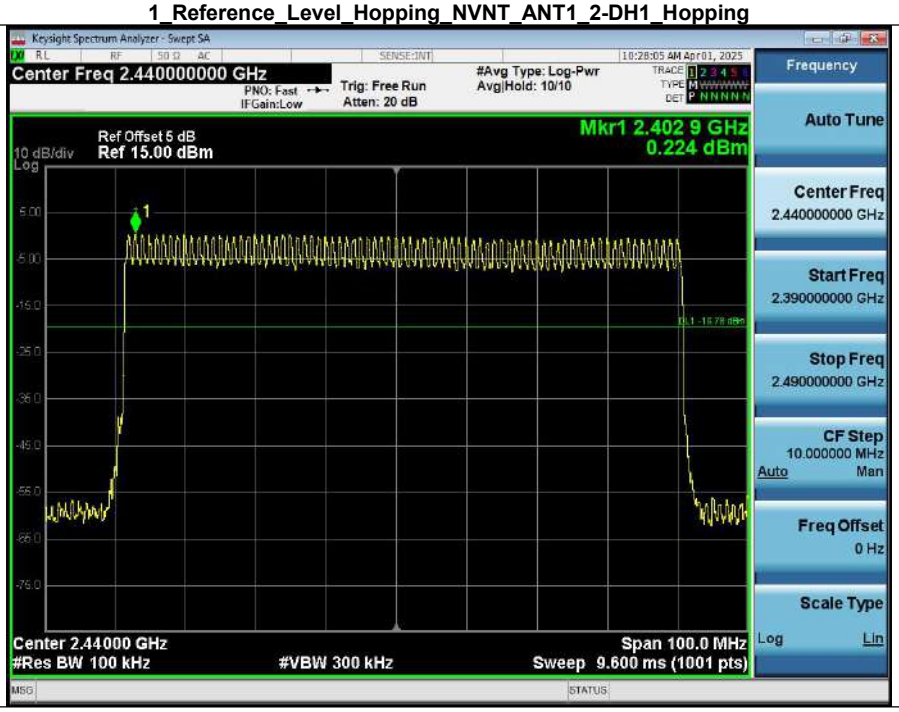

2_Band_Edge_(Hopping)_NVNT_ANT1_2-DH1_Hopping

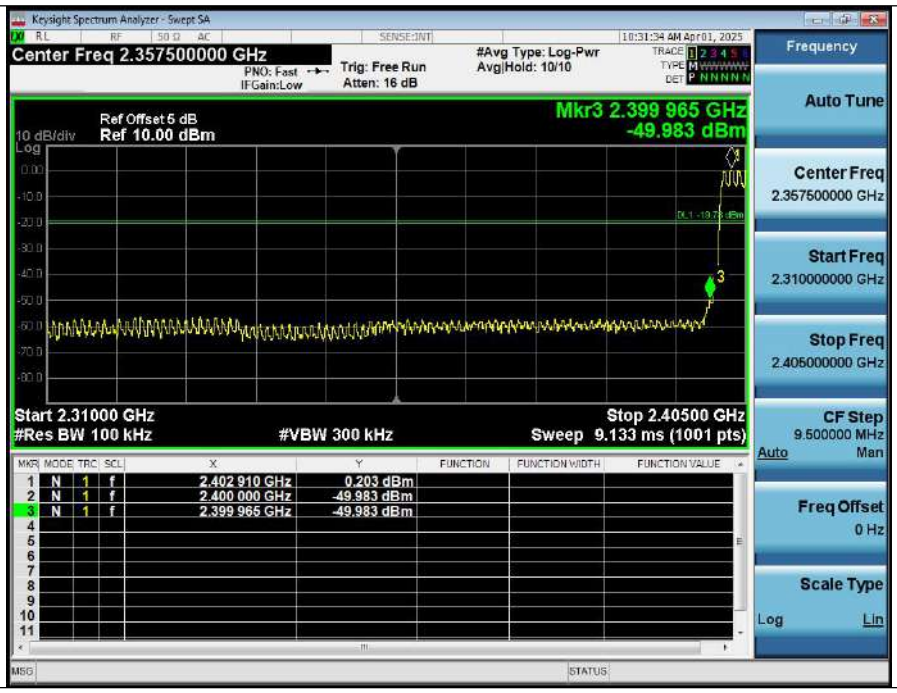

1_Reference_Level_NVNT_ANT1_2-DH1_2480_00

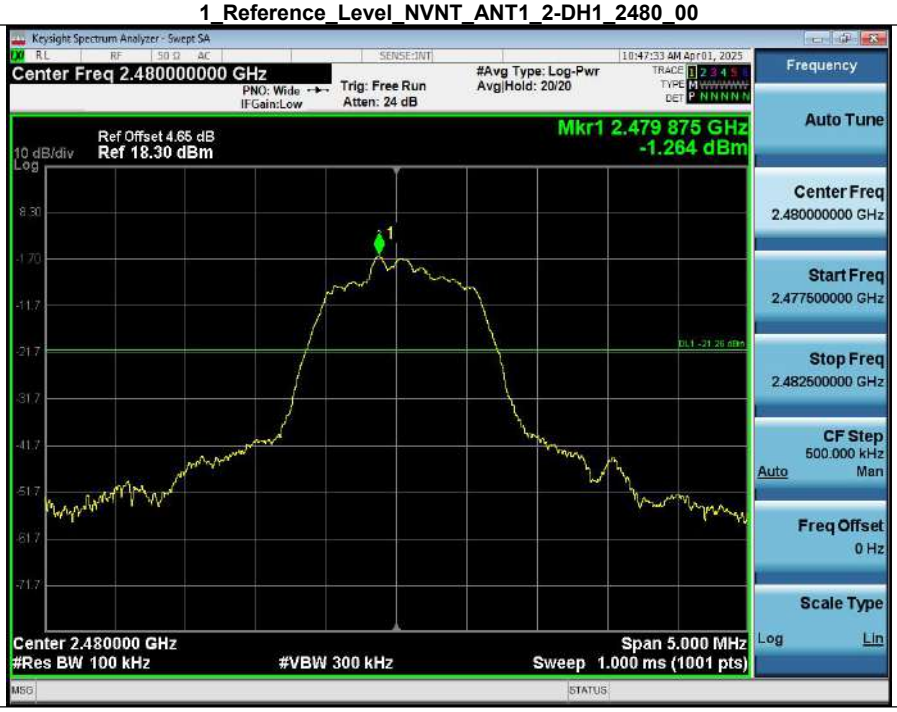

2_Bandedge_NVNT_ANT1_2-DH1_2480_00

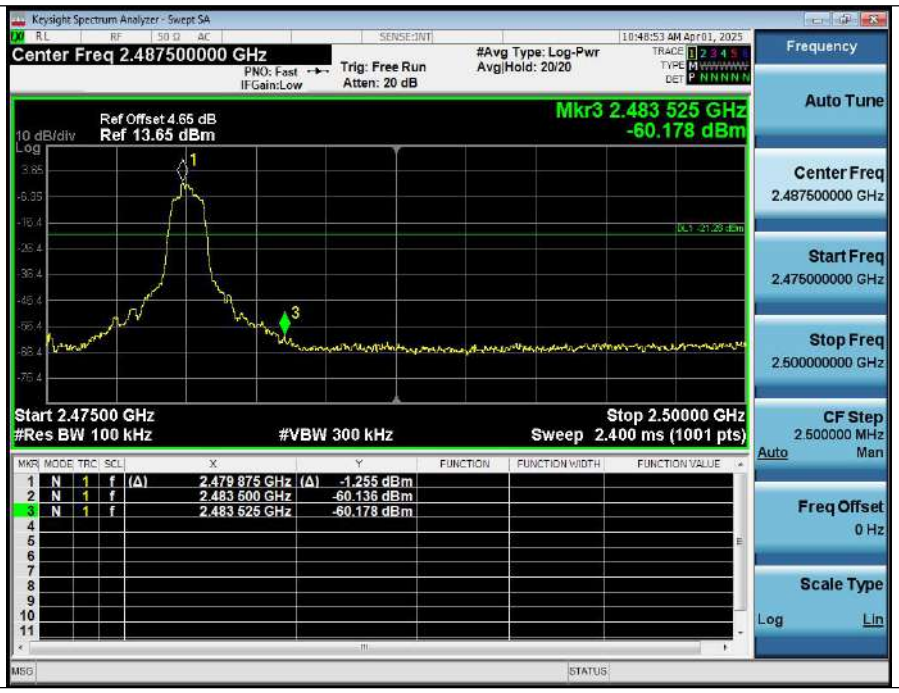

1_Reference_Level_Hopping_NVNT_ANT1_2-DH1_Hopping

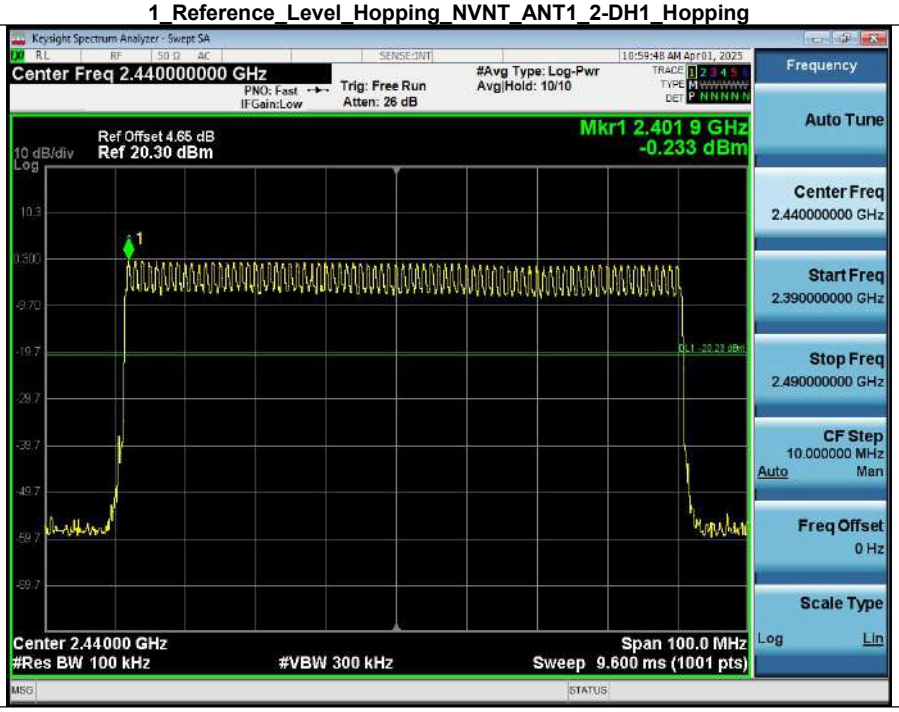

2_Band_Edge_(Hopping)_NVNT_ANT1_2-DH1_Hopping

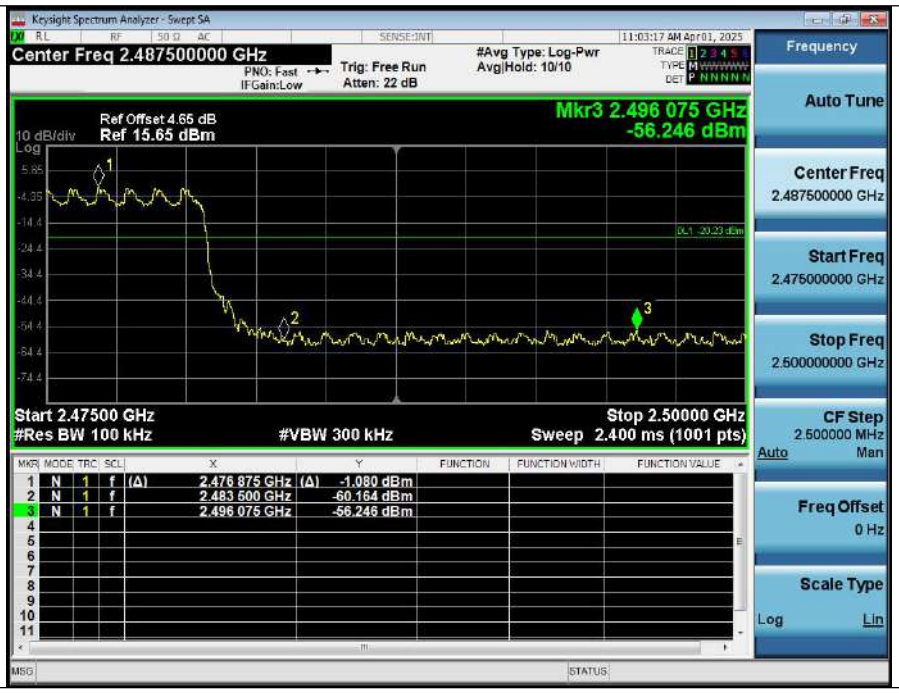

1_Reference_Level_NVNT_ANT1_3-DH1_2402_00

2_Bandedge_NVNT_ANT1_3-DH1_2402_00

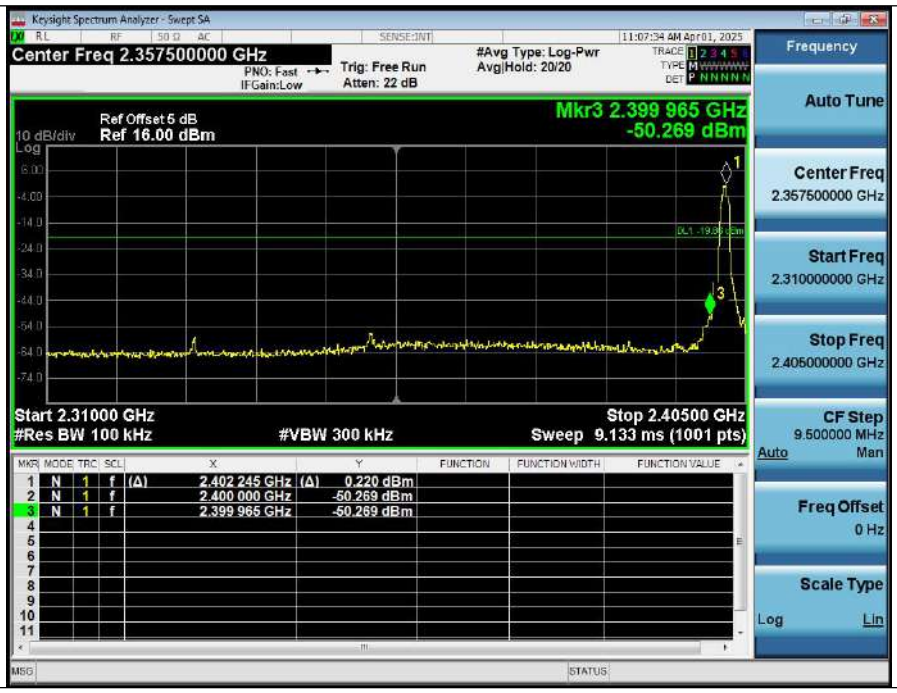

1_Reference_Level_Hopping_NVNT_ANT1_3-DH1_Hopping

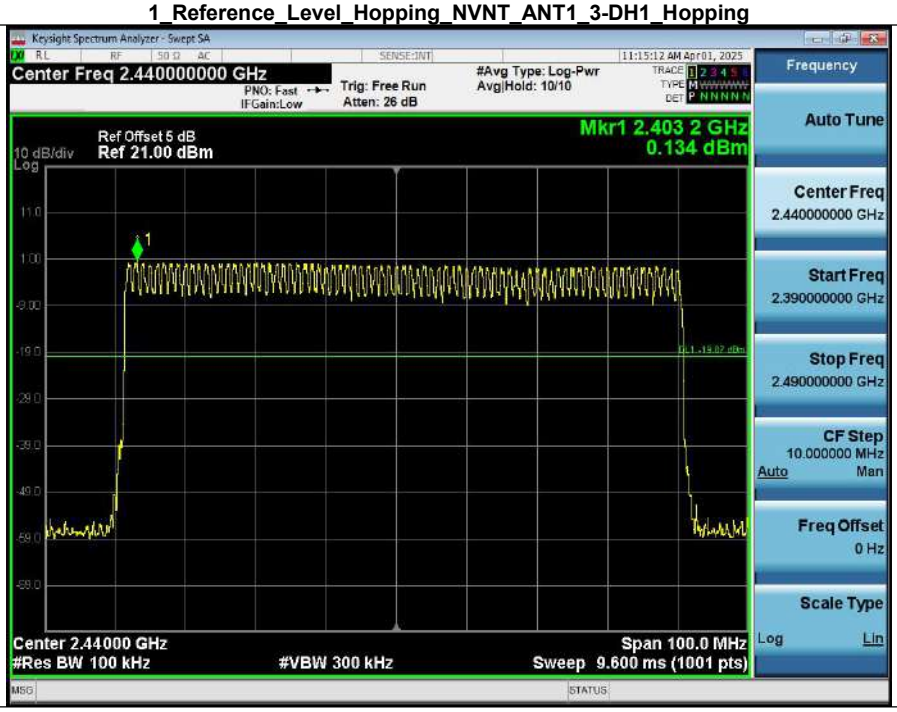

2_Band_Edge_(Hopping)_NVNT_ANT1_3-DH1_Hopping

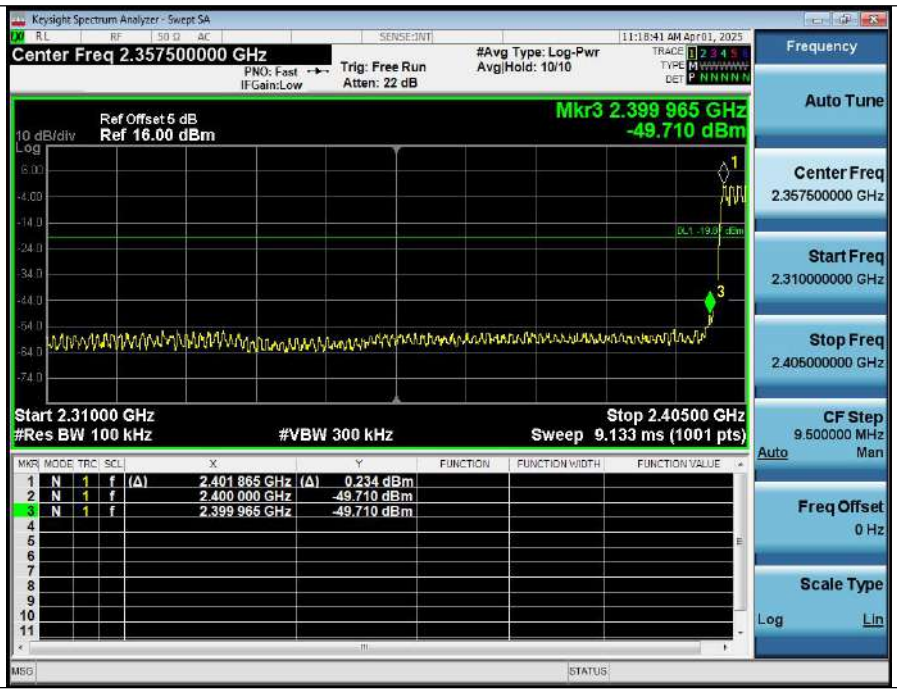

1_Reference_Level_NVNT_ANT1_3-DH1_2480_00

2_Bandedge_NVNT_ANT1_3-DH1_2480_00

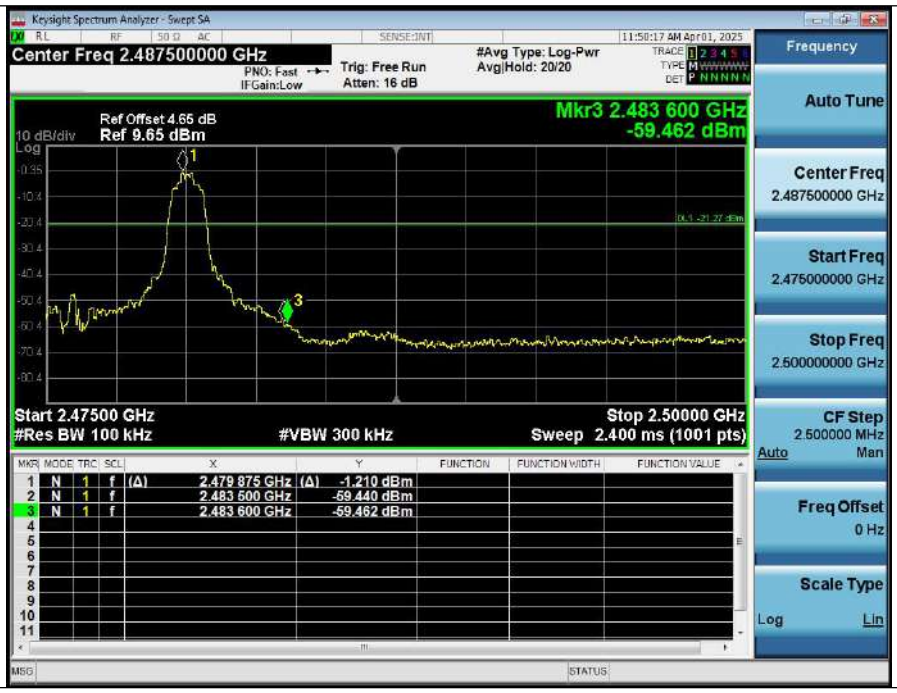

1_Reference_Level_Hopping_NVNT_ANT1_3-DH1_Hopping

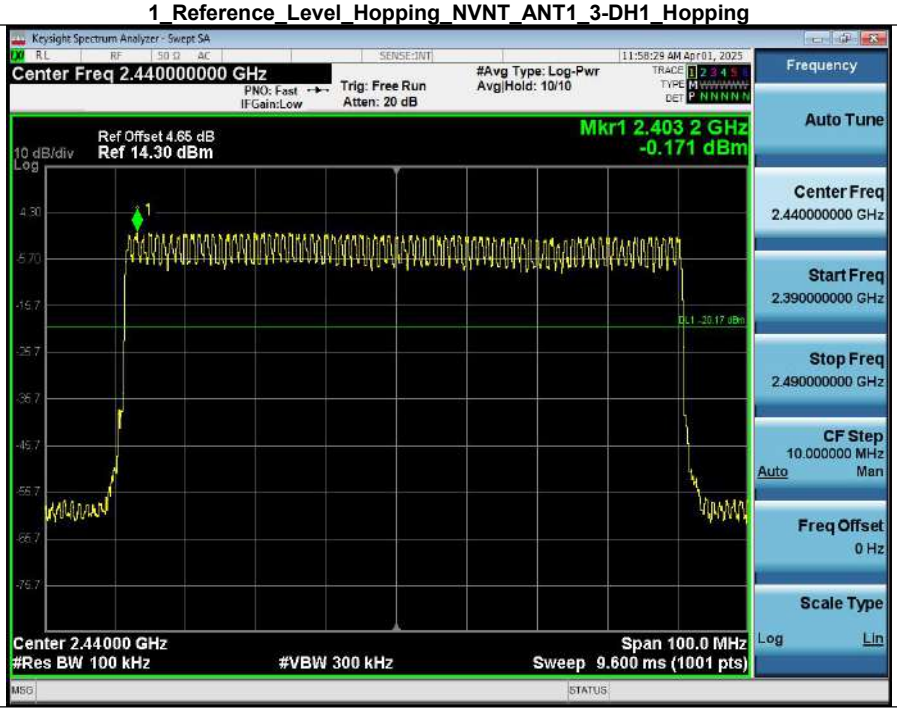

2_Band_Edge_(Hopping)_NVNT_ANT1_3-DH1_Hopping

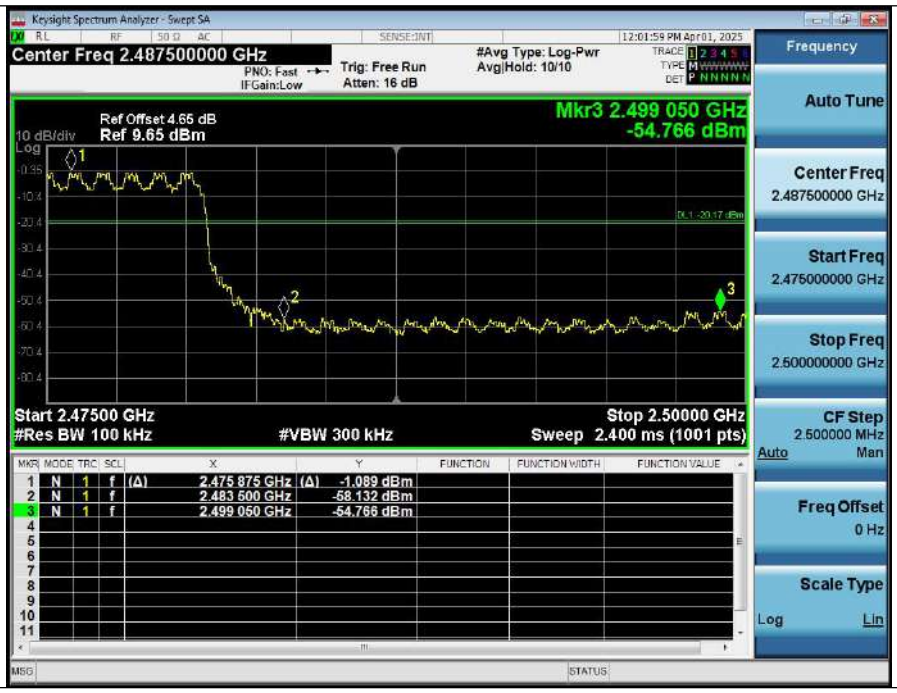
Keysight Spectrum Analyzer - Swept SA
Center Freq 2.487500000 GHz
PNO: Fast
IFGain:Low
Trig: Free Run
Atten: 16 dB
#Avg Type: Log-Pwr
Avg|Hold: 10/10
12:01:59 PM Apr 01, 2025
Ref Offset 4.65 dB
10 dB/div
Ref 9.65 dBm
Mkr3 2.499 050 GHz
-54.766 dBm
Start 2.47500 GHz
#Res BW 100 kHz
#VBW 300 kHz
Stop 2.50000 GHz
Sweep 2.400 ms (1001 pts)
1 N 1 f (Δ) 2.475 875 GHz (Δ) -1.089 dBm
2 N 1 f 2.483 500 GHz -58.132 dBm
3 N 1 f 2.499 050 GHz -54.766 dBm
Frequency
Auto Tune
Center Freq
2.487500000 GHz
Start Freq
2.475000000 GHz
Stop Freq
2.500000000 GHz
CF Step
2.500000 MHz
Auto
Man
Freq Offset
0 Hz
Scale Type
Log
Lin

6. Carrier Frequencies Separation (Hopping)

Condition	Antenna	Modulation	Frequency(MHz)	Hopping NO.0 (MHz)	Hopping NO.1 (MHz)	Carrier Frequencies Separation(MHz)	Limit(MHz)	Result
NVNT	ANT1	1-DH1	2402.00	2401.870	2402.869	0.999	0.877	Pass
NVNT	ANT1	1-DH1	2441.00	2440.864	2441.875	1.011	0.920	Pass
NVNT	ANT1	1-DH1	2480.00	2478.870	2479.869	0.999	0.926	Pass
NVNT	ANT1	2-DH1	2402.00	2401.867	2402.875	1.008	0.846	Pass
NVNT	ANT1	2-DH1	2441.00	2440.873	2441.881	1.008	0.852	Pass
NVNT	ANT1	2-DH1	2480.00	2478.864	2479.869	1.005	0.848	Pass
NVNT	ANT1	3-DH1	2402.00	2401.882	2402.878	0.996	0.817	Pass
NVNT	ANT1	3-DH1	2441.00	2440.861	2441.869	1.008	0.817	Pass
NVNT	ANT1	3-DH1	2480.00	2478.861	2479.860	0.999	0.837	Pass

Carrier_Frequencies_Separation_(Hopping)_NVNT_ANT1_1-DH1_Hopping

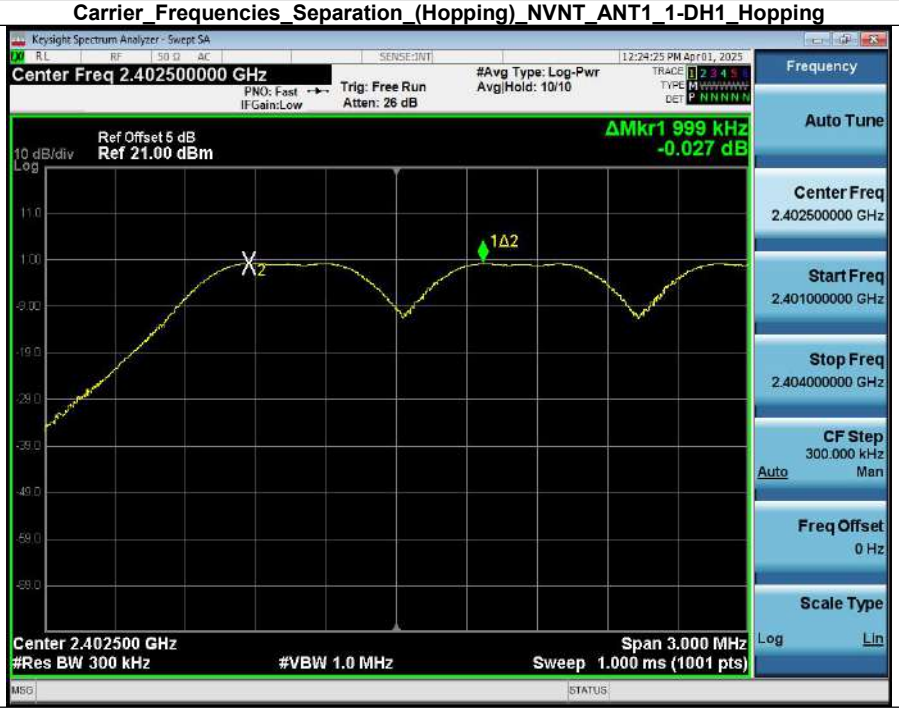

Carrier_Frequencies_Separation_(Hopping)_NVNT_ANT1_1-DH1_Hopping

Carrier_Frequencies_Separation_(Hopping)_NVNT_ANT1_1-DH1_Hopping

Carrier_Frequencies_Separation_(Hopping)_NVNT_ANT1_2-DH1_Hopping

Carrier_Frequencies_Separation_(Hopping)_NVNT_ANT1_2-DH1_Hopping

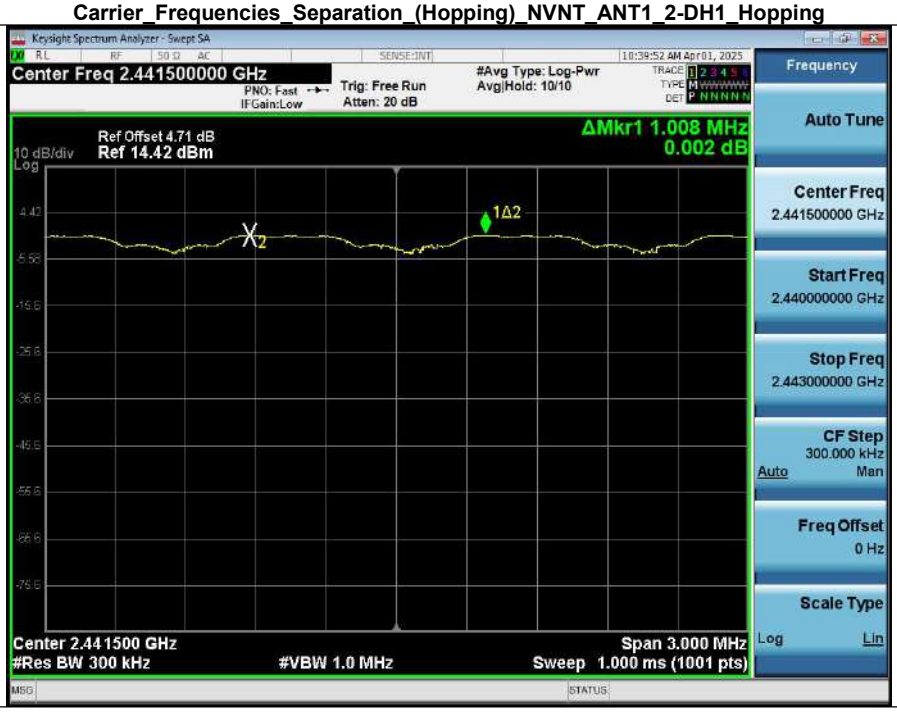

Carrier_Frequencies_Separation_(Hopping)_NVNT_ANT1_2-DH1_Hopping

Carrier_Frequencies_Separation_(Hopping)_NVNT_ANT1_3-DH1_Hopping

Carrier_Frequencies_Separation_(Hopping)_NVNT_ANT1_3-DH1_Hopping

Carrier_Frequencies_Separation_(Hopping)_NVNT_ANT1_3-DH1_Hopping

7. Number of Hopping Channel (Hopping)

Condition	Antenna	Modulation	Hopping Num	Limit	Result
NVNT	ANT1	1-DH1	79	15	Pass
NVNT	ANT1	2-DH1	79	15	Pass
NVNT	ANT1	3-DH1	79	15	Pass

Number_of_Hopping_Channel_(Hopping)_NVNT_ANT1_1-DH1_Hopping

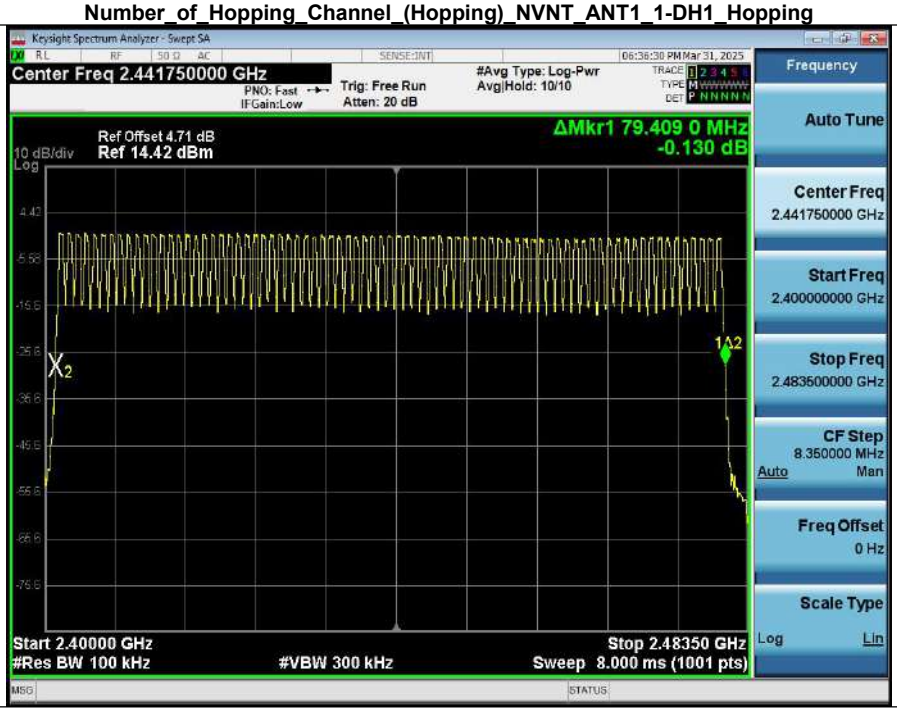

Number_of_Hopping_Channel_(Hopping)_NVNT_ANT1_2-DH1_Hopping

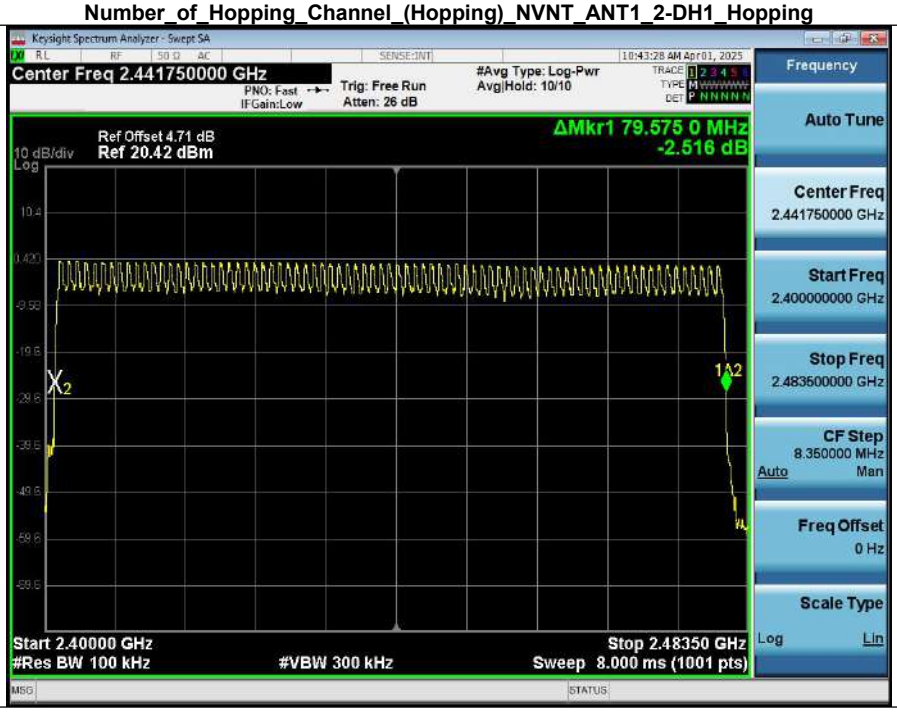

Number_of_Hopping_Channel_(Hopping)_NVNT_ANT1_3-DH1_Hopping

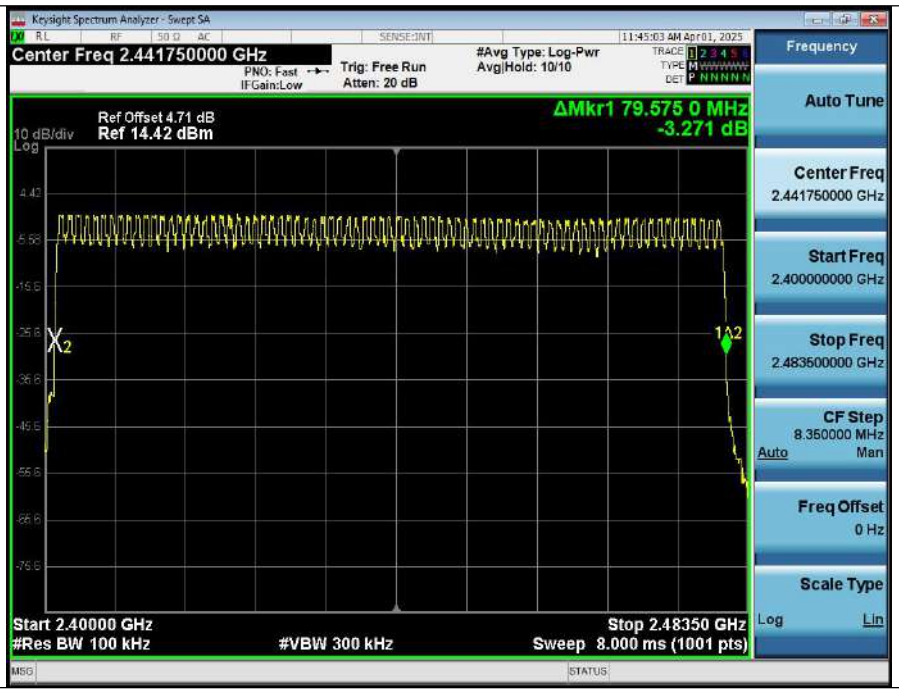
Keysight Spectrum Analyzer - Swept SA
Center Freq 2.441750000 GHz
PNO: Fast
IFGain:Low
Trig: Free Run
Atten: 20 dB
#Avg Type: Log-Pwr
Avg|Hold: 10/10
11:45:03 AM Apr 01, 2025
Ref Offset 4.71 dB
10 dB/div
Ref 14.42 dBm
Log
ΔMkr1 79.575 0 MHz
-3.271 dB
Start 2.40000 GHz
#Res BW 100 kHz
#VBW 300 kHz
Stop 2.48350 GHz
Sweep 8.000 ms (1001 pts)
Frequency
Auto Tune
Center Freq
2.441750000 GHz
Start Freq
2.400000000 GHz
Stop Freq
2.483500000 GHz
CF Step
8.350000 MHz
Auto
Man
Freq Offset
0 Hz
Scale Type
Log
Lin

8. Dwell Time (Hopping)

Condition	Antenna	Packet Type	Pulse Time(ms)	Hops	Dwell Time(ms)	Limit(s)	Result
NVNT	ANT1	1-DH1	0.390	320.00	124.800	0.40	Pass
NVNT	ANT1	2-DH1	0.410	320.00	131.200	0.40	Pass
NVNT	ANT1	3-DH1	0.400	317.00	126.800	0.40	Pass
NVNT	ANT1	1-DH3	1.650	156.00	257.400	0.40	Pass
NVNT	ANT1	1-DH5	2.900	103.00	298.700	0.40	Pass
NVNT	ANT1	2-DH3	1.660	158.00	262.280	0.40	Pass
NVNT	ANT1	2-DH5	2.900	115.00	333.500	0.40	Pass
NVNT	ANT1	3-DH3	1.650	173.00	285.450	0.40	Pass
NVNT	ANT1	3-DH5	2.900	113.00	327.700	0.40	Pass

Dwell_Time_(Hopping)_NVNT_ANT1_1-DH1_2441_00_One_Burst_Time

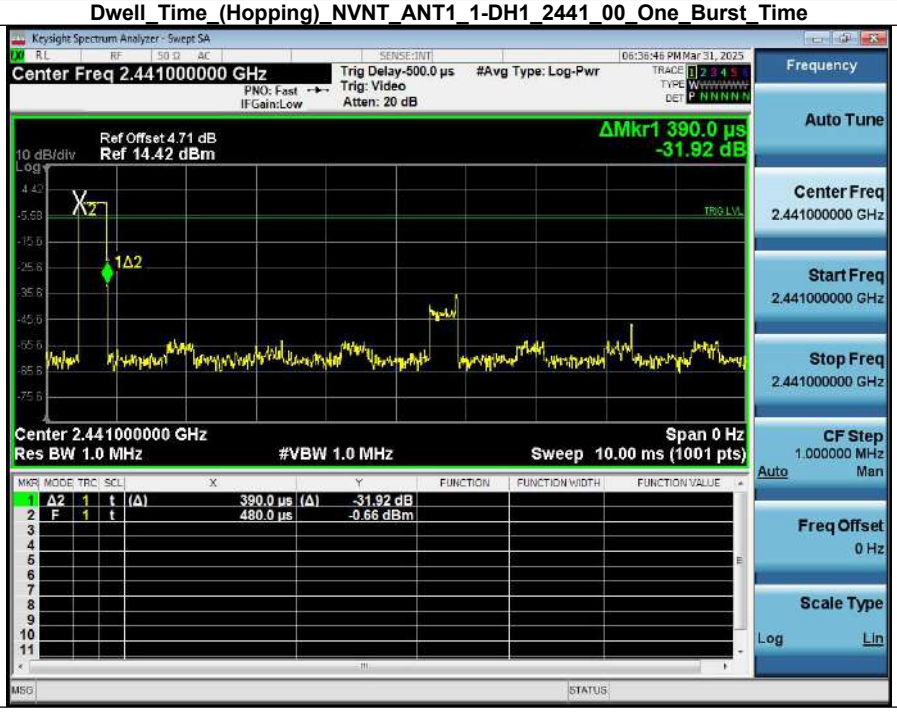

Dwell_Time_(Hopping)_NVNT_ANT1_1-DH1_2441_00_Accumulated

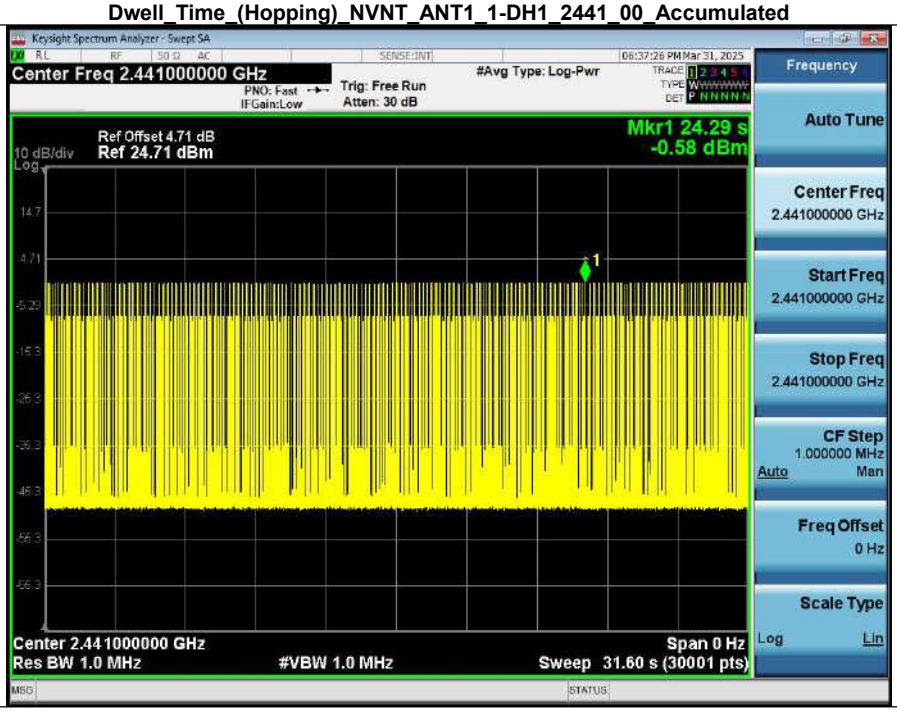

Dwell_Time_(Hopping)_NVNT_ANT1_2-DH1_2441_00_One_Burst_Time

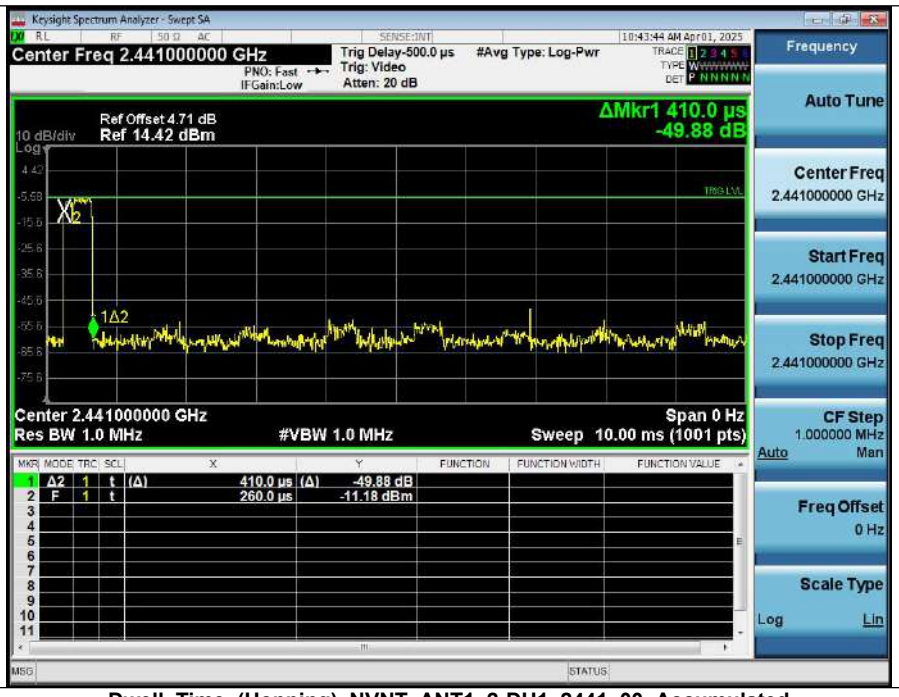

Dwell_Time_(Hopping)_NVNT_ANT1_2-DH1_2441_00_Accumulated

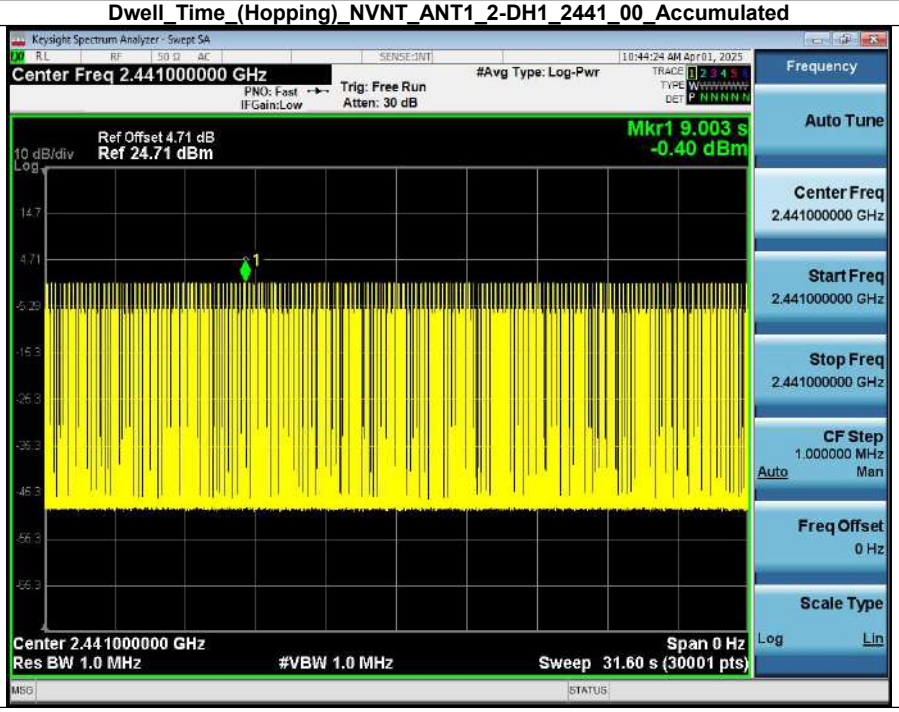

Dwell_Time_(Hopping)_NVNT_ANT1_3-DH1_2441_00_One_Burst_Time

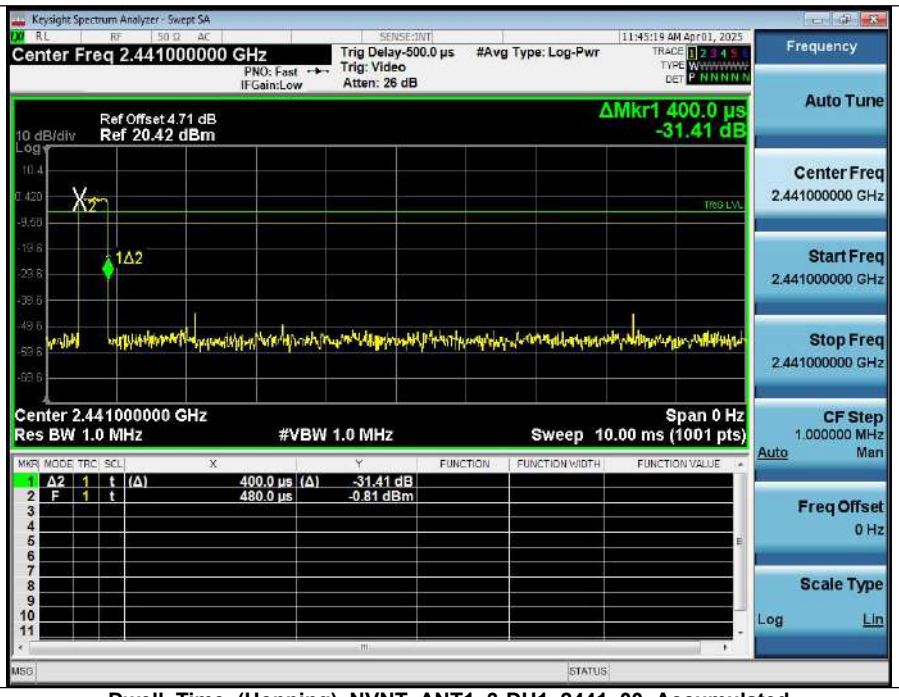

Dwell_Time_(Hopping)_NVNT_ANT1_3-DH1_2441_00_Accumulated

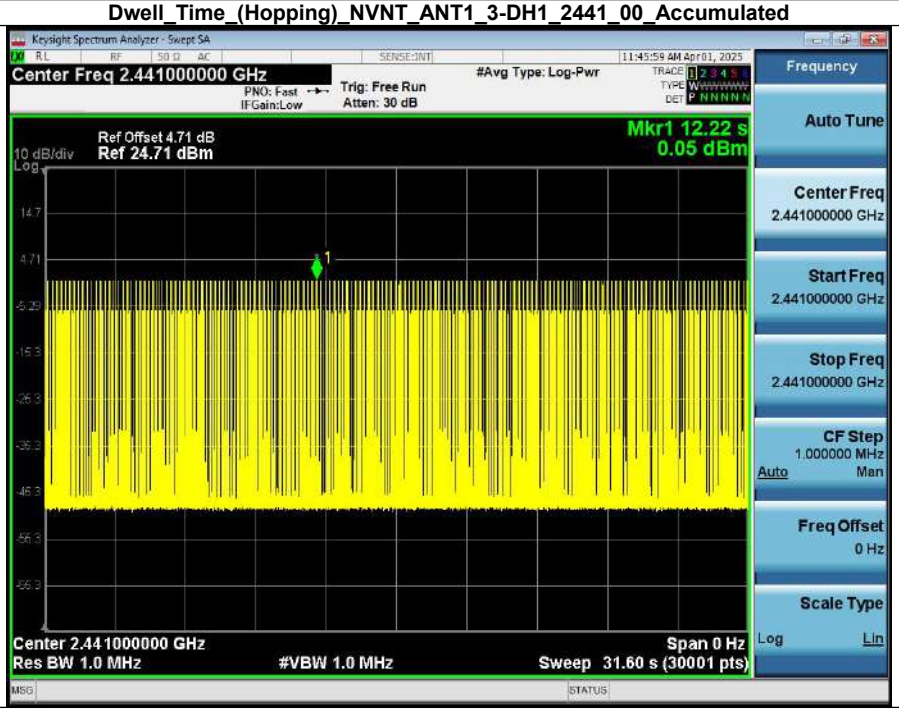

Dwell_Time_(Hopping)_NVNT_ANT1_1-DH3_2441_00_One_Burst_Time

Dwell_Time_(Hopping)_NVNT_ANT1_1-DH3_2441_00_Accumulated

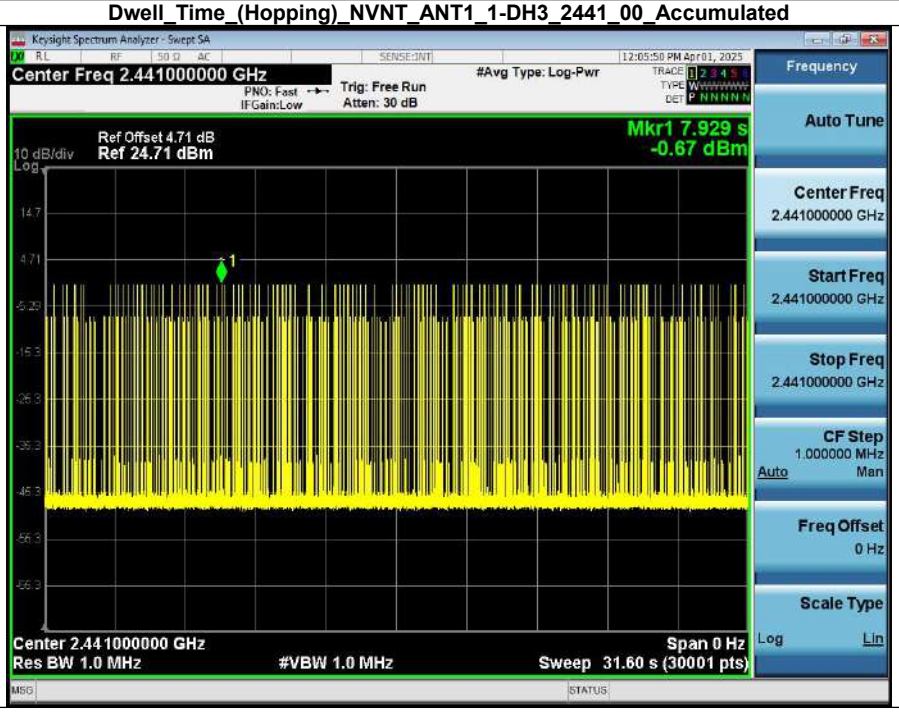

Dwell_Time_(Hopping)_NVNT_ANT1_1-DH5_2441_00_One_Burst_Time

Dwell_Time_(Hopping)_NVNT_ANT1_1-DH5_2441_00_Accumulated

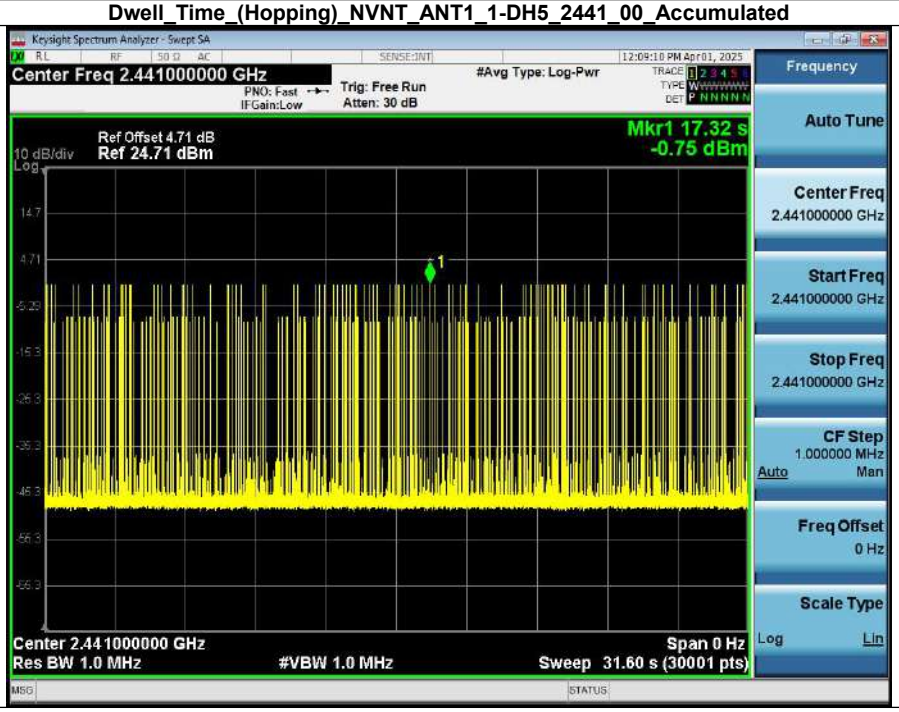

Dwell_Time_(Hopping)_NVNT_ANT1_2-DH3_2441_00_One_Burst_Time

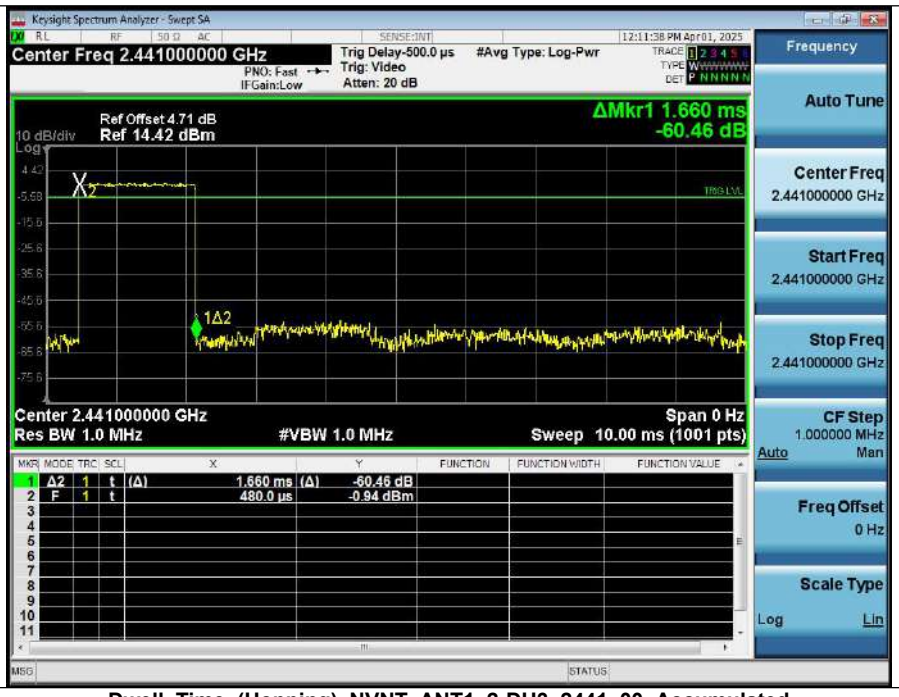

Dwell_Time_(Hopping)_NVNT_ANT1_2-DH3_2441_00_Accumulated

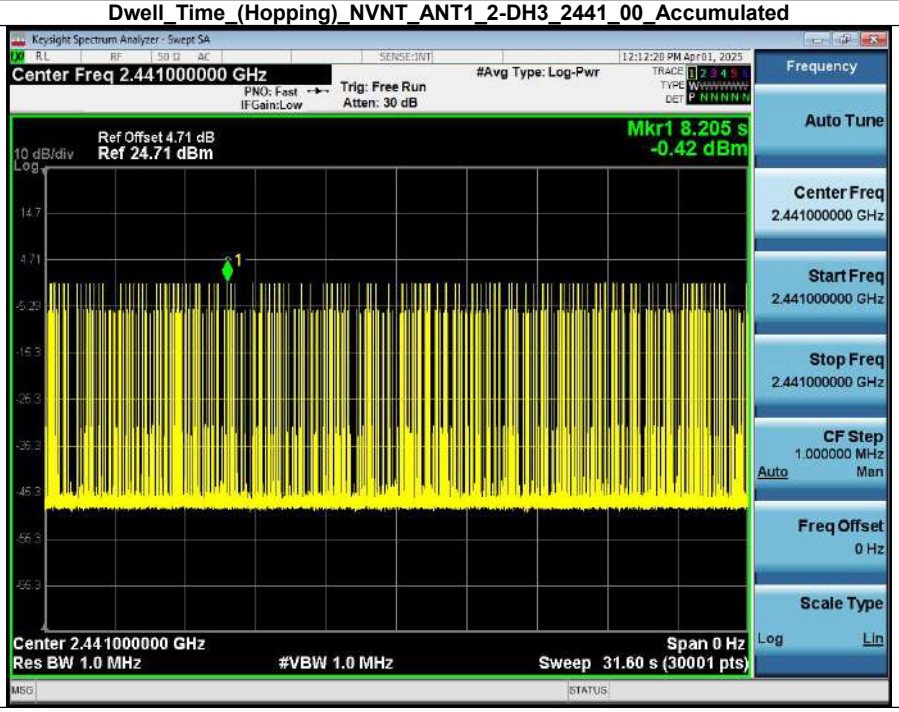

Dwell_Time_(Hopping)_NVNT_ANT1_2-DH5_2441_00_One_Burst_Time

Dwell_Time_(Hopping)_NVNT_ANT1_2-DH5_2441_00_Accumulated

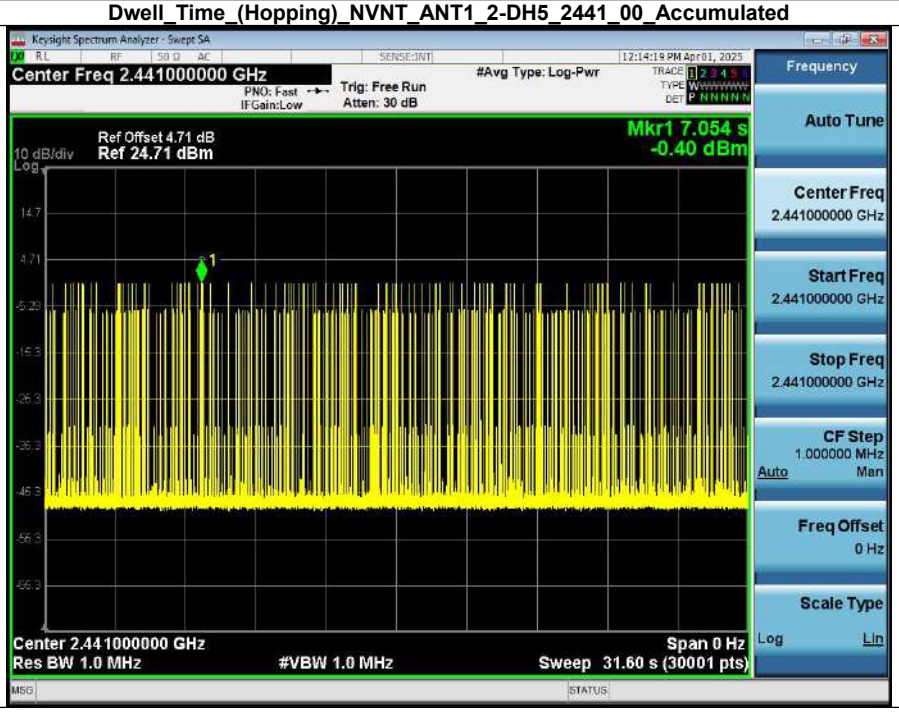

Dwell_Time_(Hopping)_NVNT_ANT1_3-DH3_2441_00_One_Burst_Time

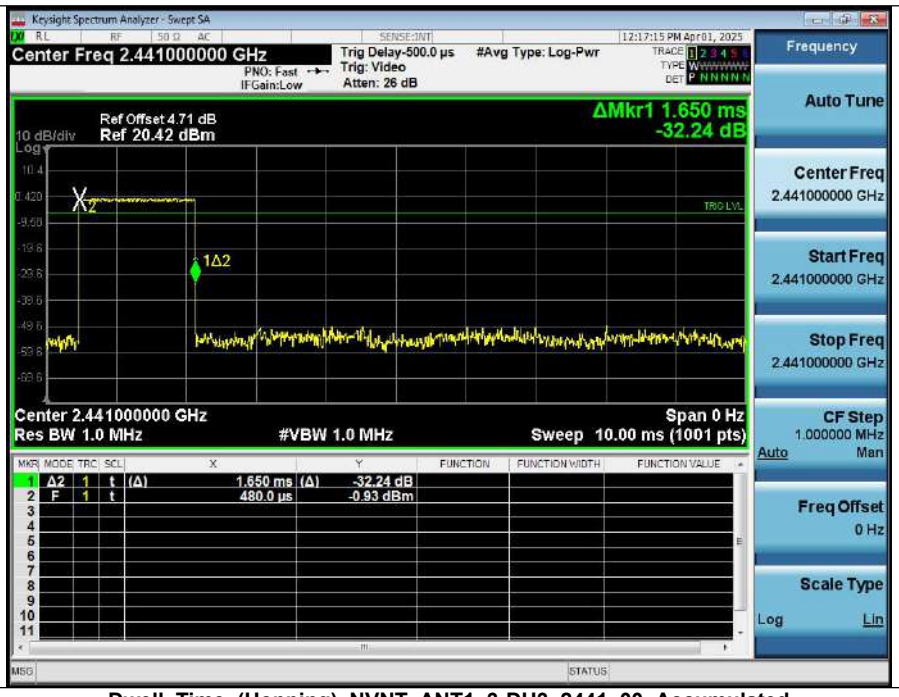

Dwell_Time_(Hopping)_NVNT_ANT1_3-DH3_2441_00_Accumulated

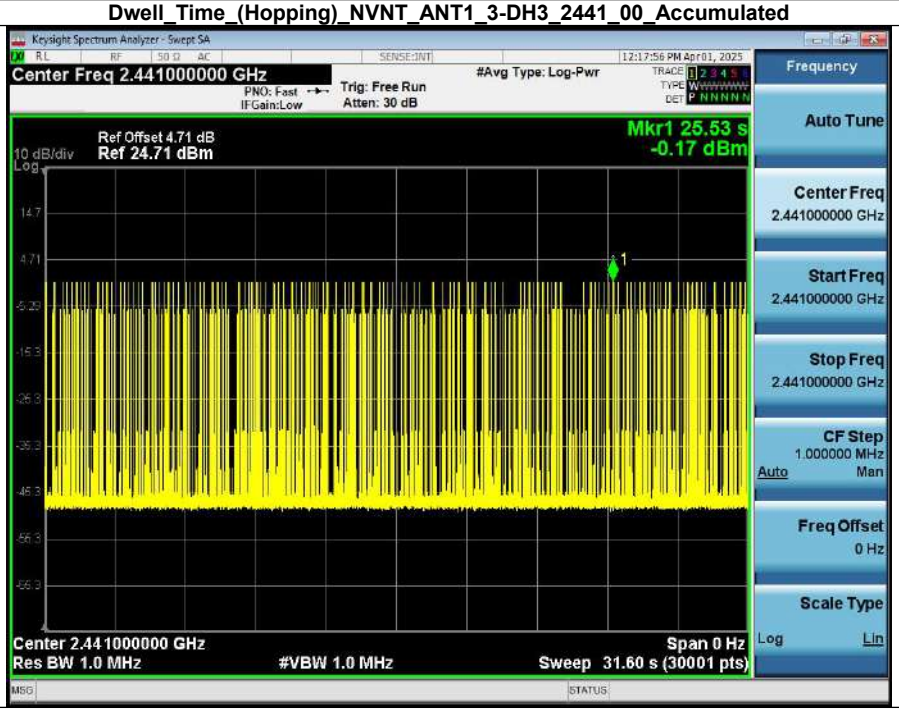

Dwell_Time_(Hopping)_NVNT_ANT1_3-DH5_2441_00_One_Burst_Time
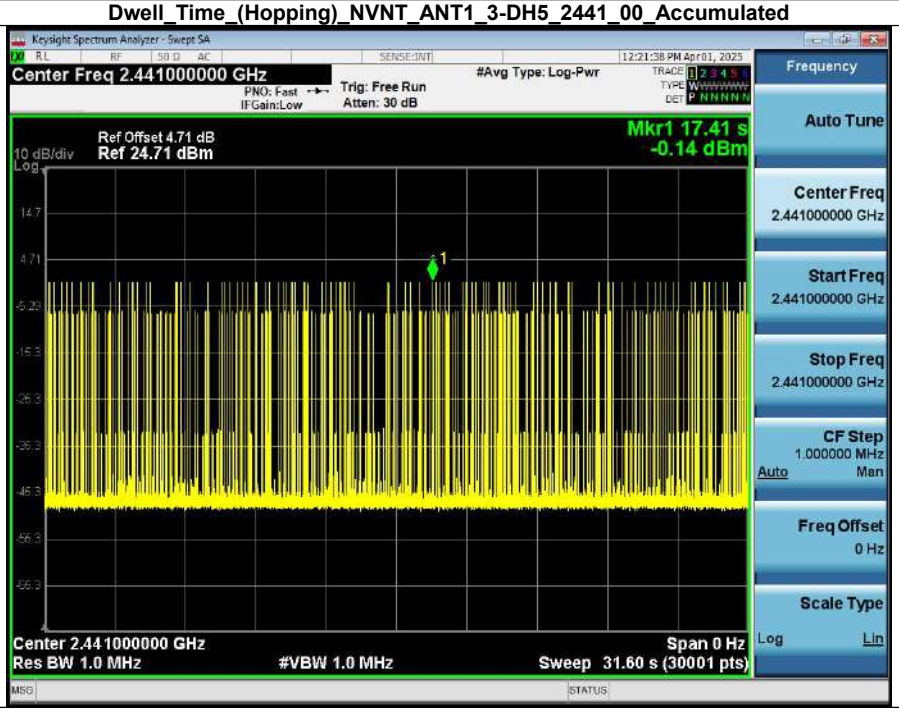
Dwell_Time_(Hopping)_NVNT_ANT1_3-DH5_2441_00_Accumulated