Appendix: 5G Wi-Fi Band1

Contents

Contents 2
Duty Cycle 3
Maximum Conducted Output Power 13
-26dB Bandwidth 14
Occupied Channel Bandwidth 24
Maximum Power Spectral Density Level 34
Frequency Stability 44

Duty Cycle

Condition	Mode	Frequency (MHz)	Antenna	Duty Cycle (%)	Correction Factor (dB)	1/T (kHz)
NVNT	a	5180	Ant1	91	0.41	0.72
NVNT	a	5200	Ant1	93.44	0.29	0.72
NVNT	a	5240	Ant1	90.89	0.41	0.72
NVNT	n20	5180	Ant1	97.19	0.12	0.2
NVNT	n20	5200	Ant1	97.25	0.12	0.2
NVNT	n20	5240	Ant1	96.86	0.14	0.2
NVNT	n40	5190	Ant1	98.55	0	0.2
NVNT	n40	5230	Ant1	97.32	0.12	0.2
NVNT	ac20	5180	Ant1	96.19	0.17	0.2
NVNT	ac20	5200	Ant1	98.26	0	0.2
NVNT	ac20	5240	Ant1	97.03	0.13	0.2
NVNT	ac40	5190	Ant1	98.55	0	0.2
NVNT	ac40	5230	Ant1	98.59	0	0.2
NVNT	ax20	5180	Ant1	96.95	0.13	0.26
NVNT	ax20	5200	Ant1	98.18	0	0.26
NVNT	ax20	5240	Ant1	96.75	0.14	0.26
NVNT	ax40	5190	Ant1	95.56	0.2	0.26
NVNT	ax40	5230	Ant1	96.85	0.14	0.26

Test Graphs

Duty Cycle NVNT a 5180MHz Ant1

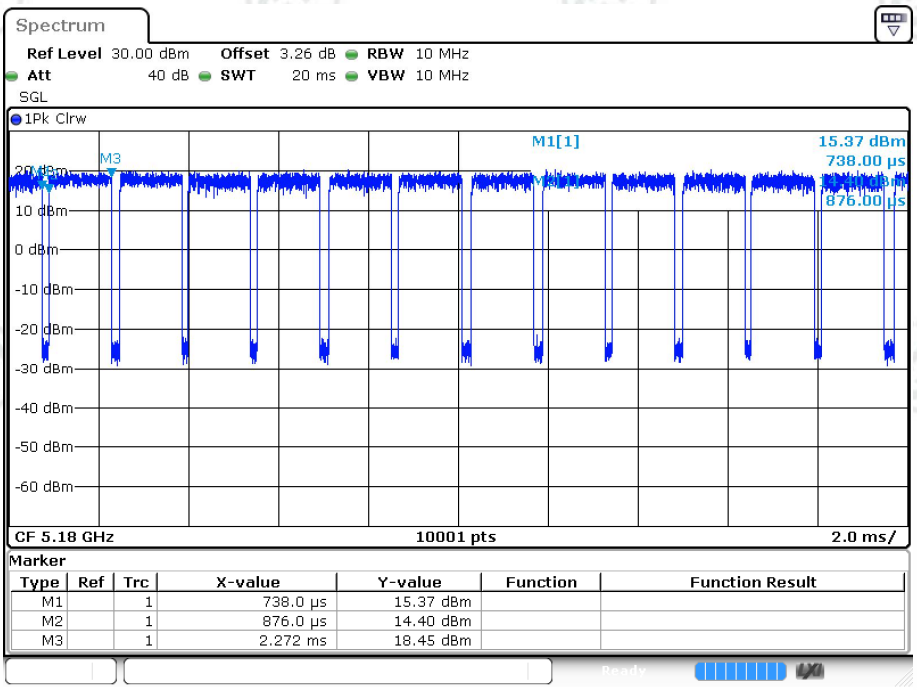

Date: 25.MAR.2025 12:58:06

Duty Cycle NVNT a 5200MHz Ant1

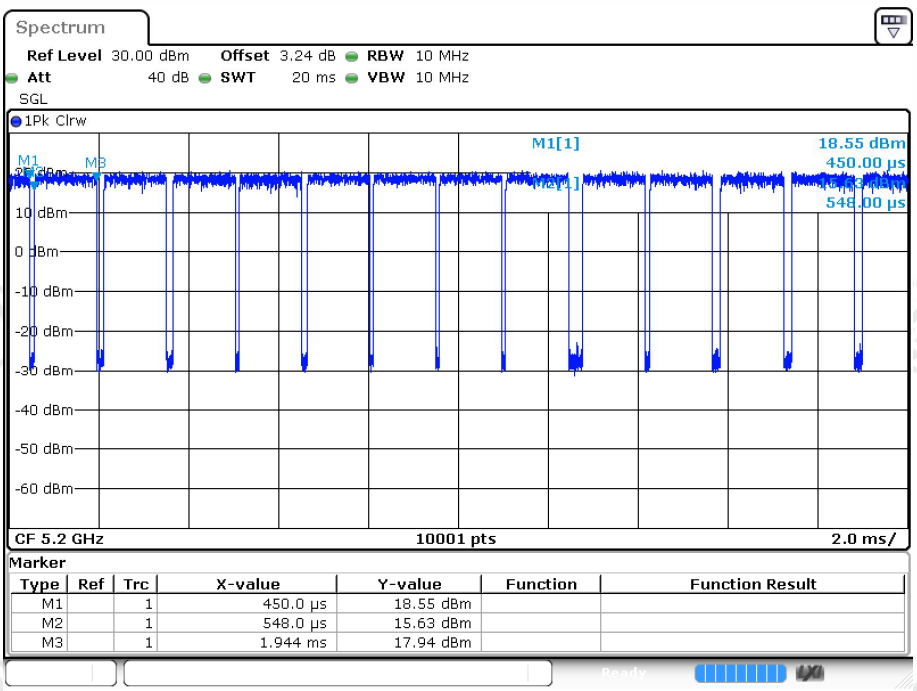

Date: 25.MAR.2025 13:00:02

Duty Cycle NVNT a 5240MHz Ant1

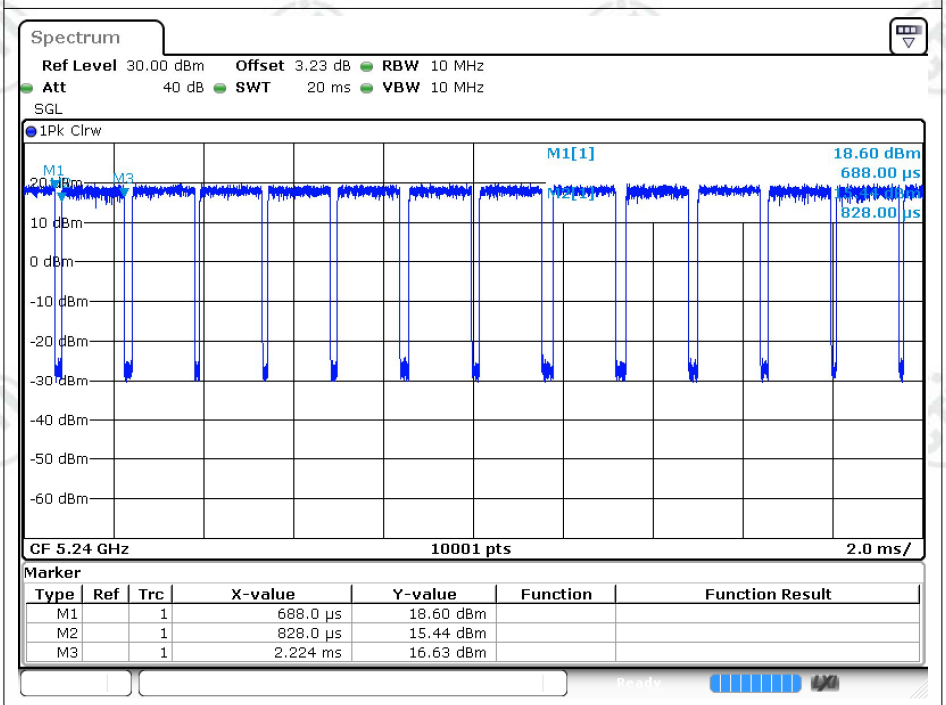

Marker

Type	Ref	Trc	X-value	Y-value	Function	Function Result
M1		1	688.0 µs	18.60 dBm		
M2		1	828.0 µs	15.44 dBm		
M3		1	2.224 ms	16.63 dBm		

Date: 25.MAR.2025 13:01:04

Duty Cycle NVNT n20 5180MHz Ant1

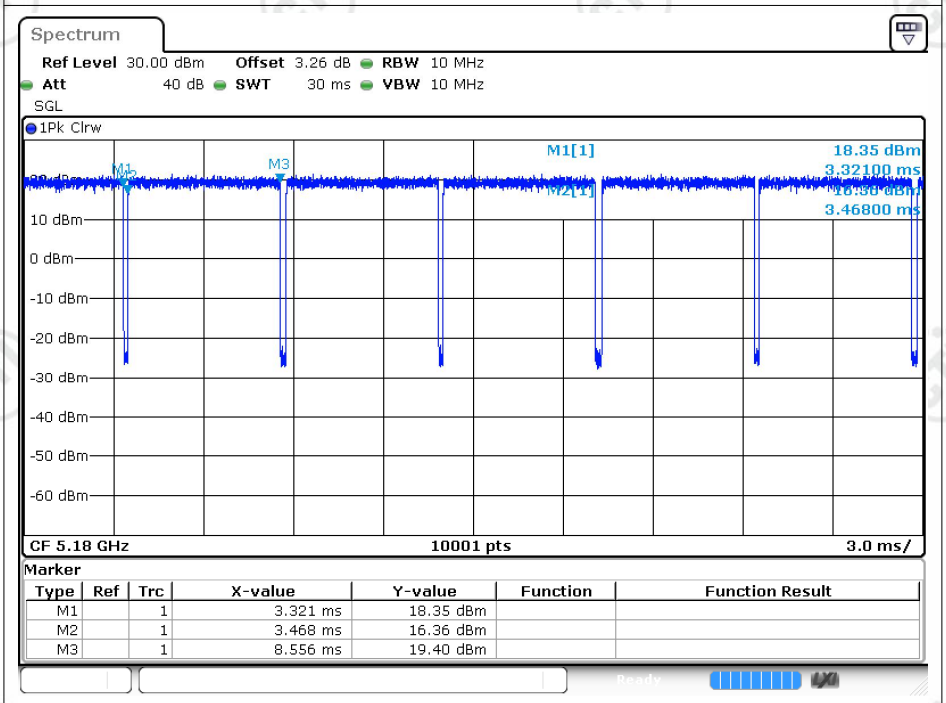

Marker

Type	Ref	Trc	X-value	Y-value	Function	Function Result
M1		1	3.321 ms	18.35 dBm		
M2		1	3.468 ms	16.36 dBm		
M3		1	8.556 ms	19.40 dBm		

Date: 25.MAR.2025 12:50:25

Duty Cycle NVNT n20 5200MHz Ant1

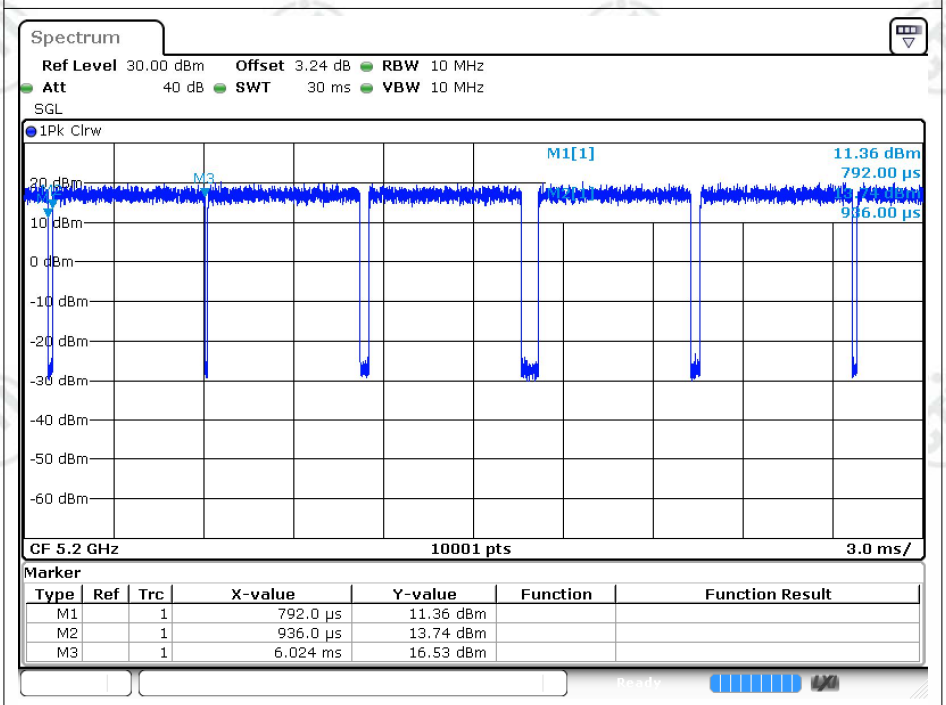

Marker

Type	Ref	Trc	X-value	Y-value	Function	Function Result
M1		1	792.0 µs	11.36 dBm		
M2		1	936.0 µs	13.74 dBm		
M3		1	6.024 ms	16.53 dBm		

Date: 25.MAR.2025 12:55:05

Duty Cycle NVNT n20 5240MHz Ant1

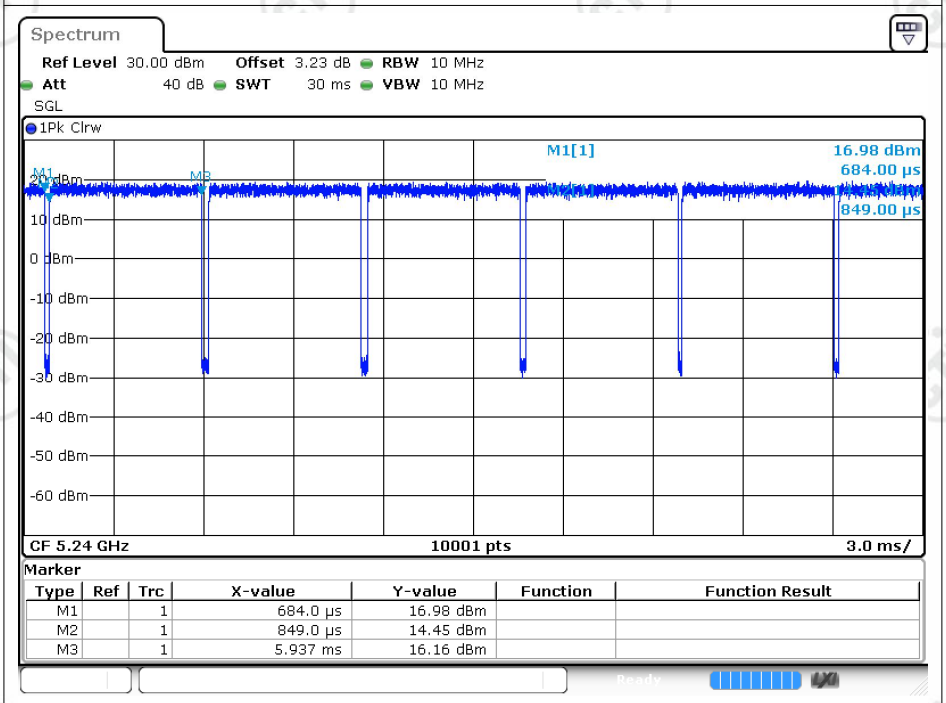

Marker

Type	Ref	Trc	X-value	Y-value	Function	Function Result
M1		1	684.0 µs	16.98 dBm		
M2		1	849.0 µs	14.45 dBm		
M3		1	5.937 ms	16.16 dBm		

Date: 25.MAR.2025 12:56:20

Duty Cycle NVNT n40 5190MHz Ant1

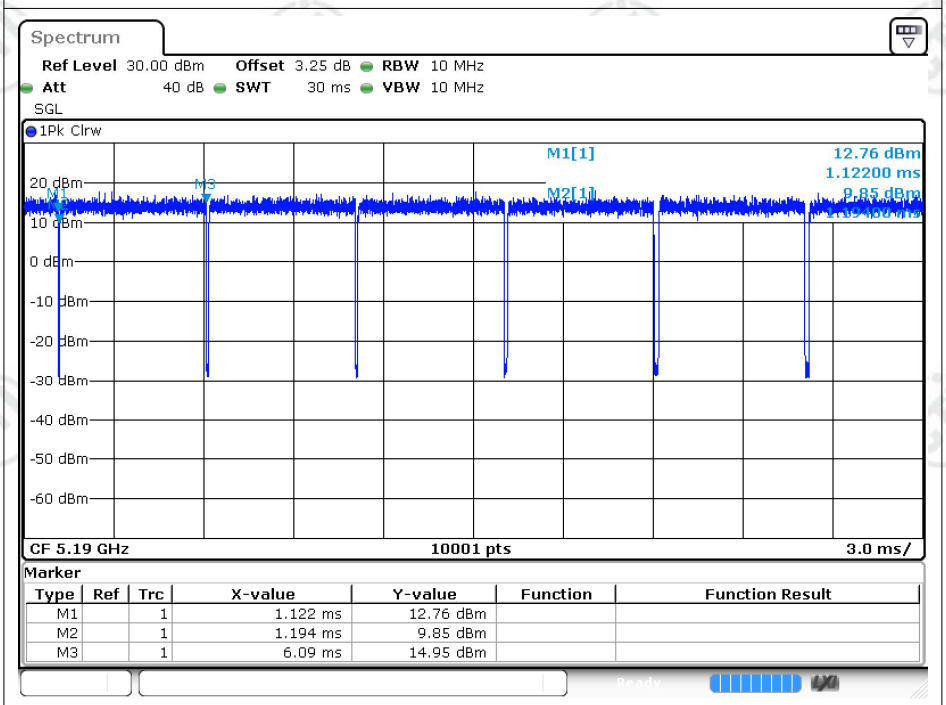

Marker

Type	Ref	Trc	X-value	Y-value	Function	Function Result
M1		1	1.122 ms	12.76 dBm		
M2		1	1.194 ms	9.85 dBm		
M3		1	6.09 ms	14.95 dBm		

Date: 25.MAR.2025 13:03:13

Duty Cycle NVNT n40 5230MHz Ant1

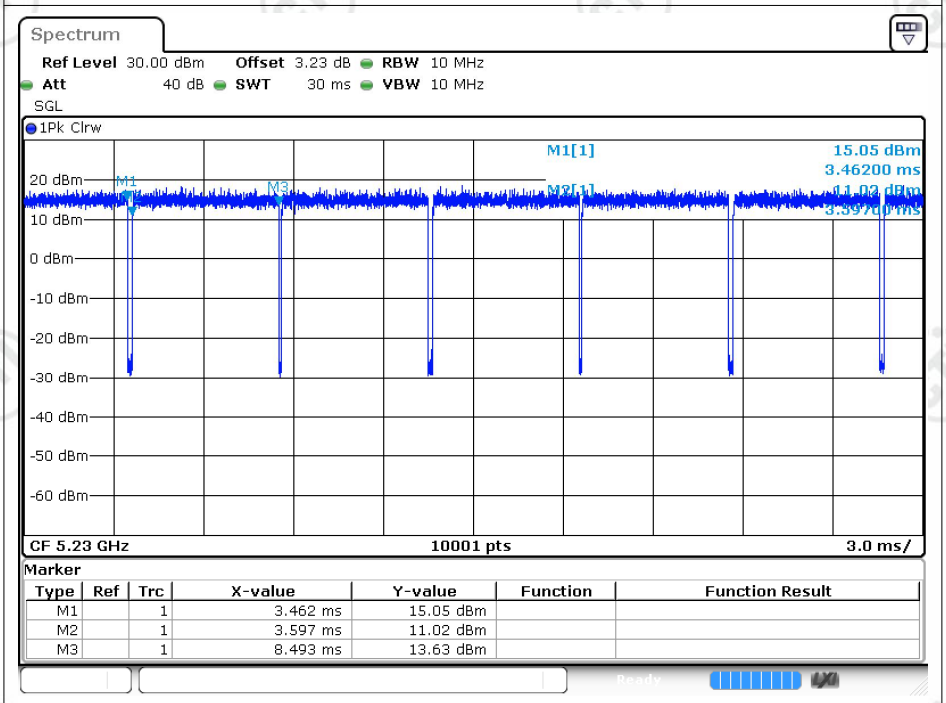

Marker

Type	Ref	Trc	X-value	Y-value	Function	Function Result
M1		1	3.462 ms	15.05 dBm		
M2		1	3.597 ms	11.02 dBm		
M3		1	8.493 ms	13.63 dBm		

Date: 25.MAR.2025 13:05:25

Duty Cycle NVNT ac20 5180MHz Ant1

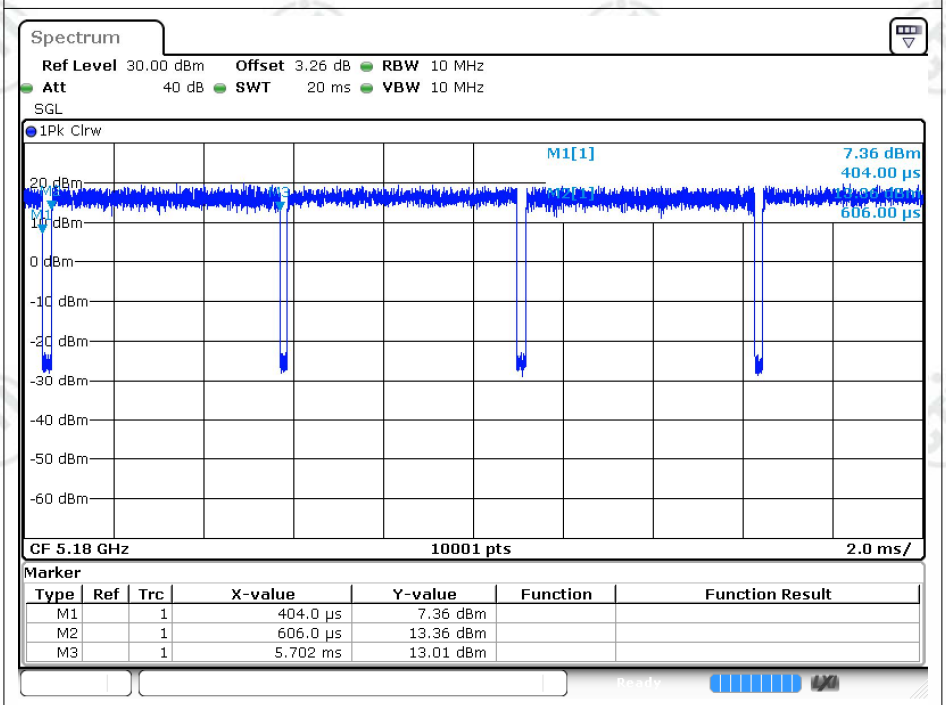

Date: 25.MAR.2025 13:07:23

Duty Cycle NVNT ac20 5200MHz Ant1

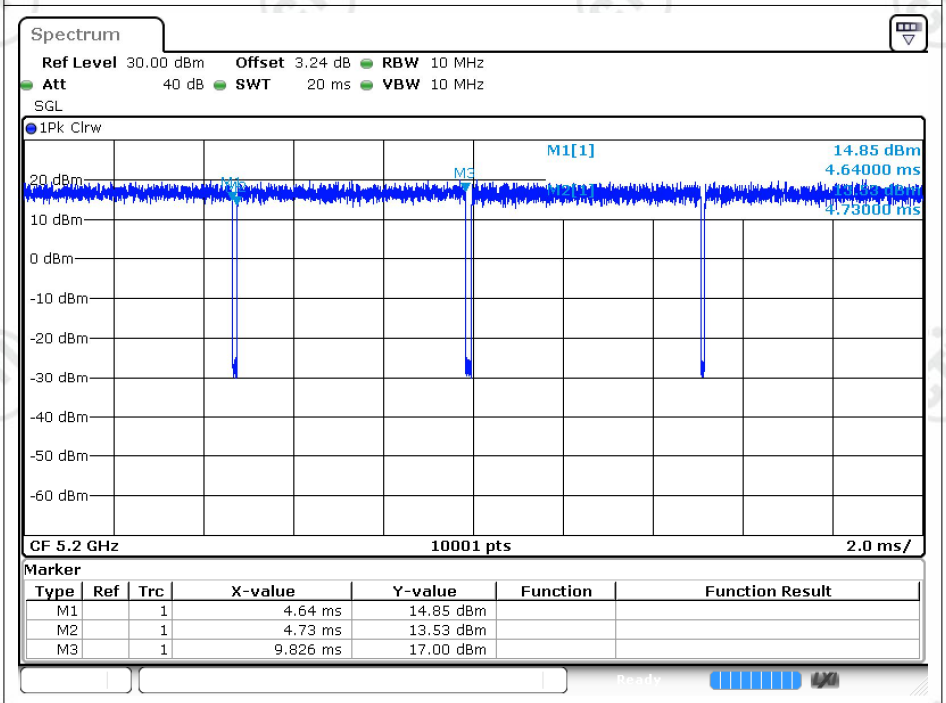

Date: 25.MAR.2025 13:09:23

Duty Cycle NVNT ac20 5240MHz Ant1

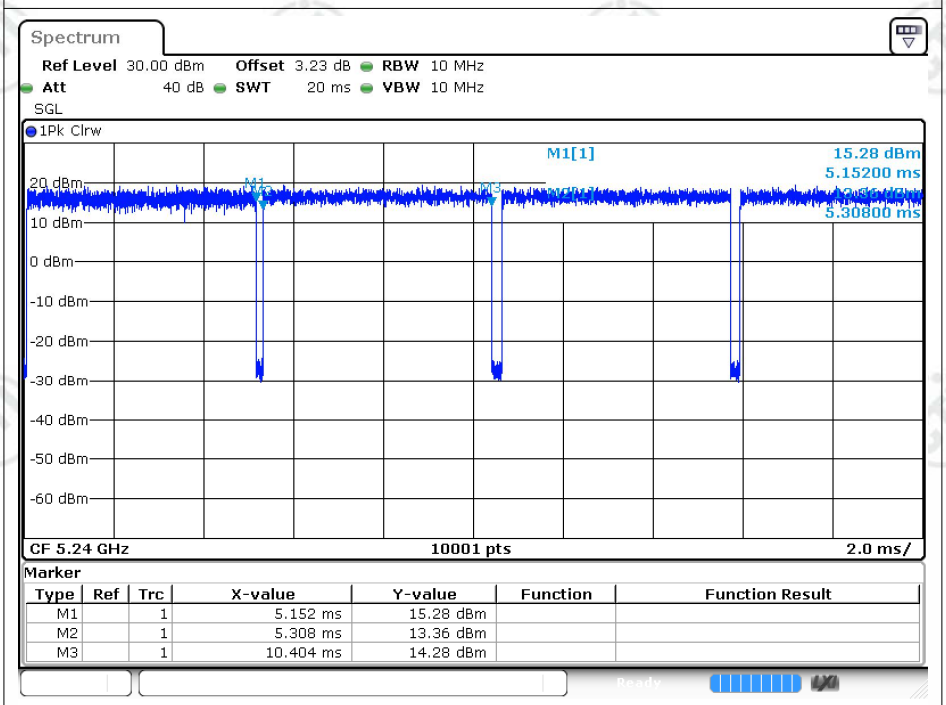

Marker

Type	Ref	Trc	X-value	Y-value	Function	Function Result
M1		1	5.152 ms	15.28 dBm		
M2		1	5.308 ms	13.36 dBm		
M3		1	10.404 ms	14.28 dBm		

Date: 25.MAR.2025 13:10:47

Duty Cycle NVNT ac40 5190MHz Ant1

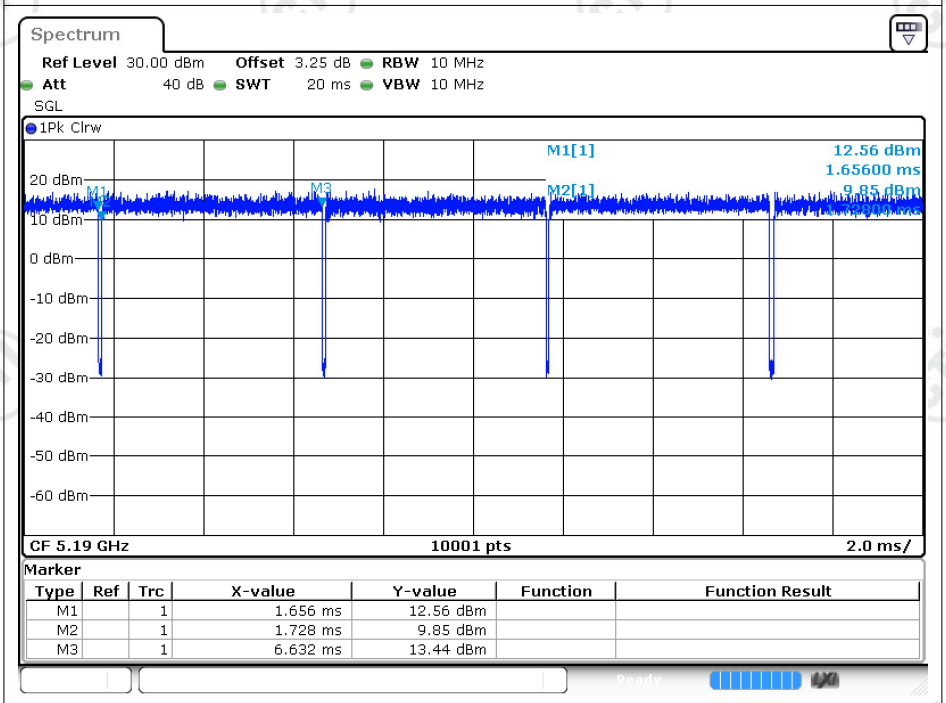

Marker

Type	Ref	Trc	X-value	Y-value	Function	Function Result
M1		1	1.656 ms	12.56 dBm		
M2		1	1.728 ms	9.85 dBm		
M3		1	6.632 ms	13.44 dBm		

Date: 25.MAR.2025 13:12:27

Duty Cycle NVNT ac40 5230MHz Ant1

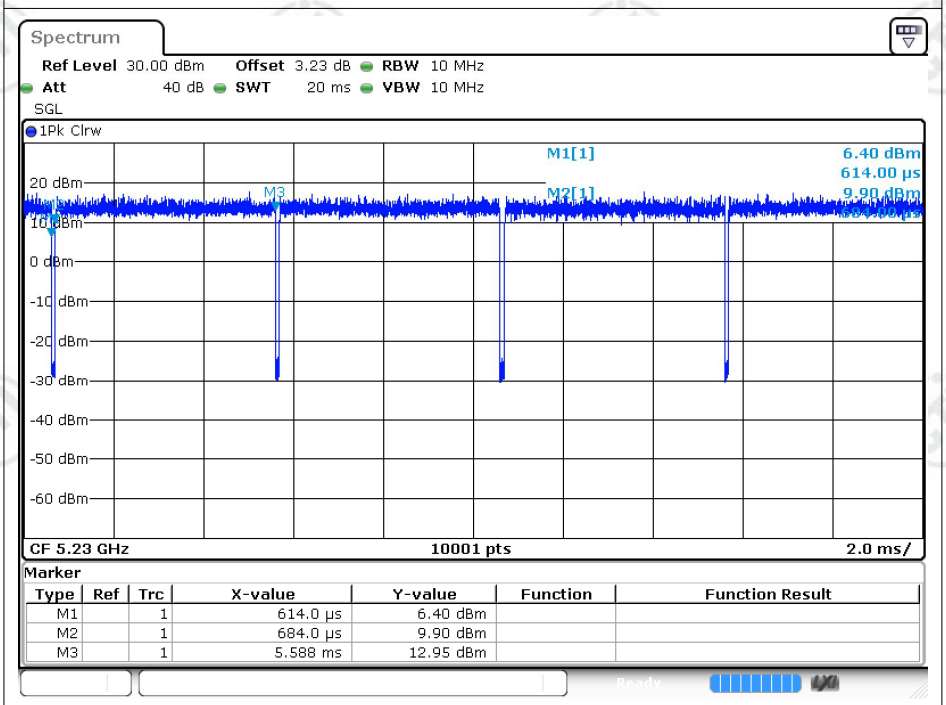

Marker

Type	Ref	Trc	X-value	Y-value	Function	Function Result
M1		1	614.0 µs	6.40 dBm		
M2		1	684.0 µs	9.90 dBm		
M3		1	5.588 ms	12.95 dBm		

Date: 25.MAR.2025 13:14:17

Duty Cycle NVNT ax20 5180MHz Ant1

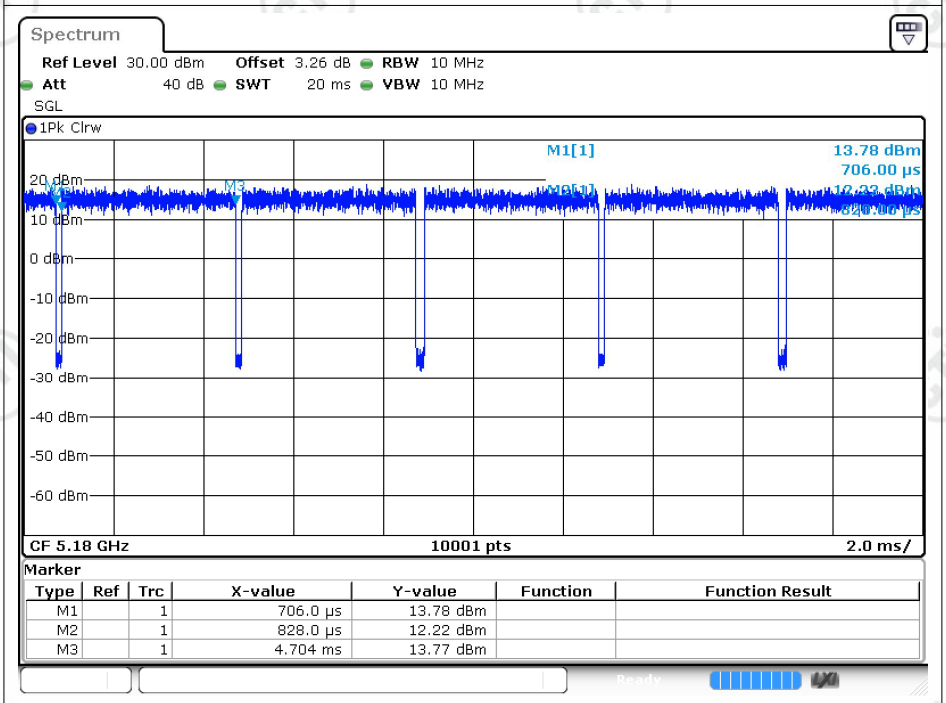

Marker

Type	Ref	Trc	X-value	Y-value	Function	Function Result
M1		1	706.0 µs	13.78 dBm		
M2		1	828.0 µs	12.22 dBm		
M3		1	4.704 ms	13.77 dBm		

Date: 25.MAR.2025 13:17:35

Duty Cycle NVNT ax20 5200MHz Ant1

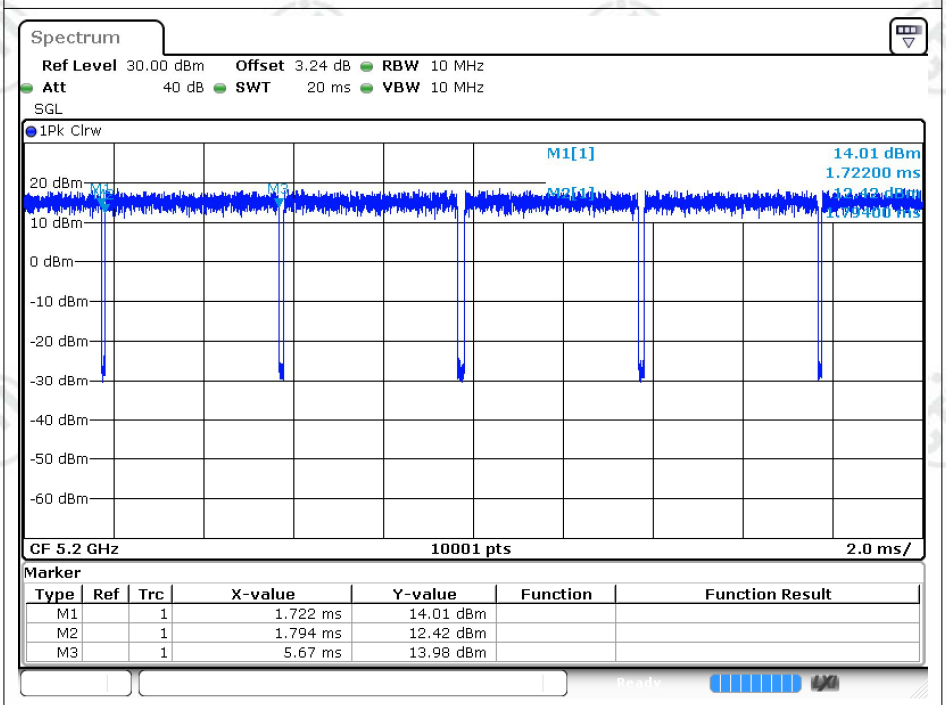

Marker

Type	Ref	Trc	X-value	Y-value	Function	Function Result
M1		1	1.722 ms	14.01 dBm		
M2		1	1.794 ms	12.42 dBm		
M3		1	5.67 ms	13.98 dBm		

Date: 25.MAR.2025 13:20:16

Duty Cycle NVNT ax20 5240MHz Ant1

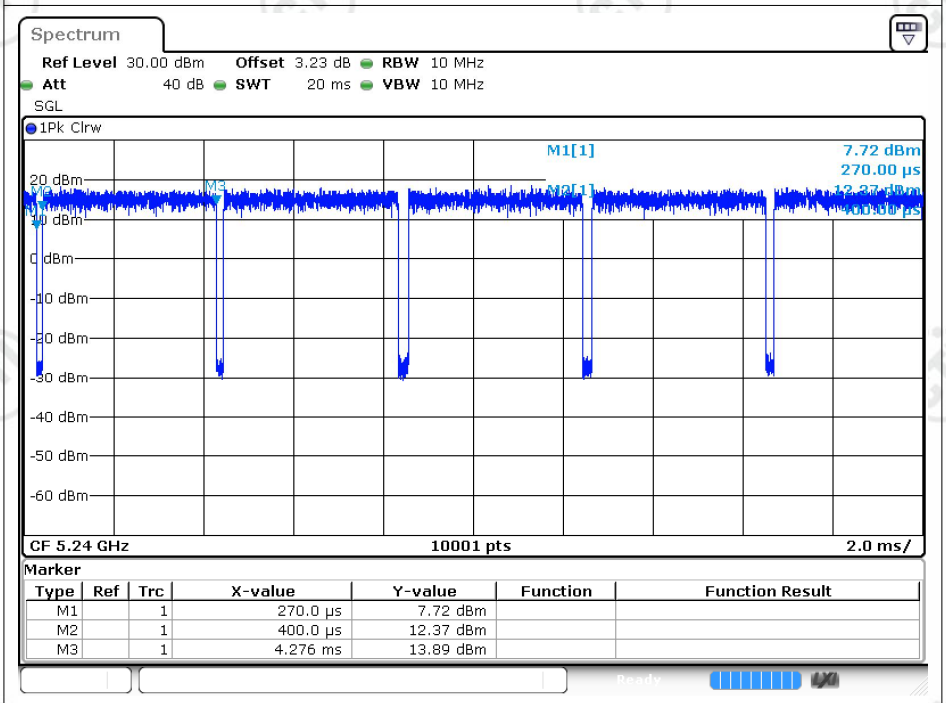

Marker

Type	Ref	Trc	X-value	Y-value	Function	Function Result
M1		1	270.0 µs	7.72 dBm		
M2		1	400.0 µs	12.37 dBm		
M3		1	4.276 ms	13.89 dBm		

Date: 25.MAR.2025 13:21:18

Duty Cycle NVNT ax40 5190MHz Ant1

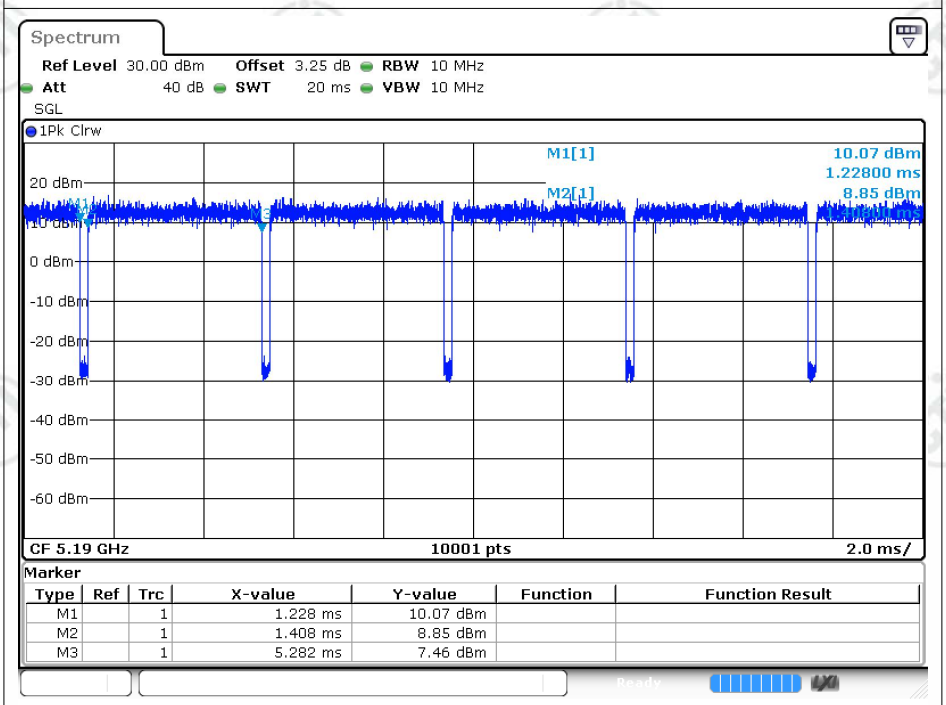

Date: 25.MAR.2025 13:23:11

Duty Cycle NVNT ax40 5230MHz Ant1

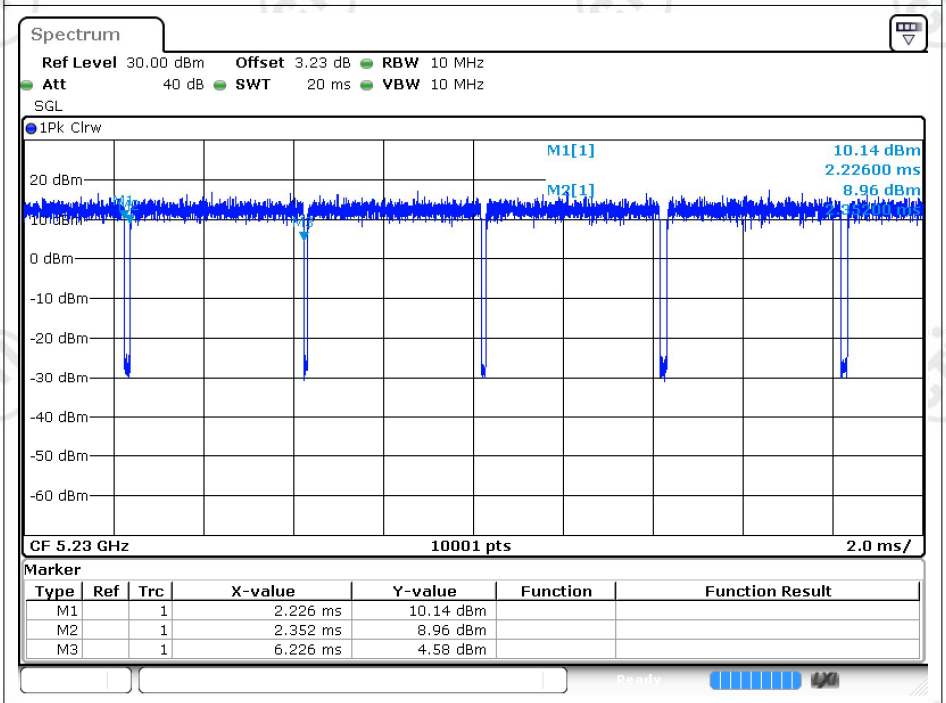

Date: 25.MAR.2025 13:25:00

Maximum Conducted Output Power

Condition	Mode	Frequency (MHz)	Antenna	Conducted Power (dBm)	Limit (dBm)	Verdict
NVNT	a	5180	Ant1	14.49	24	Pass
NVNT	a	5200	Ant1	14.46	24	Pass
NVNT	a	5240	Ant1	14.92	24	Pass
NVNT	n20	5180	Ant1	13.26	24	Pass
NVNT	n20	5200	Ant1	13.58	24	Pass
NVNT	n20	5240	Ant1	13.09	24	Pass
NVNT	n40	5190	Ant1	13.3	24	Pass
NVNT	n40	5230	Ant1	13.8	24	Pass
NVNT	ac20	5180	Ant1	12.42	24	Pass
NVNT	ac20	5200	Ant1	12.49	24	Pass
NVNT	ac20	5240	Ant1	12.98	24	Pass
NVNT	ac40	5190	Ant1	12.35	24	Pass
NVNT	ac40	5230	Ant1	12.81	24	Pass
NVNT	ax20	5180	Ant1	11.37	24	Pass
NVNT	ax20	5200	Ant1	11.38	24	Pass
NVNT	ax20	5240	Ant1	11.95	24	Pass
NVNT	ax40	5190	Ant1	11.37	24	Pass
NVNT	ax40	5230	Ant1	11.83	24	Pass

-26dB Bandwidth

Condition	Mode	Frequency (MHz)	Antenna	-26 dB Bandwidth (MHz)	Limit -26 dB Bandwidth (MHz)	Verdict
NVNT	a	5180	Ant1	29.691	0.5	Pass
NVNT	a	5200	Ant1	29.844	0.5	Pass
NVNT	a	5240	Ant1	29.886	0.5	Pass
NVNT	n20	5180	Ant1	27.591	0.5	Pass
NVNT	n20	5200	Ant1	29.292	0.5	Pass
NVNT	n20	5240	Ant1	29.403	0.5	Pass
NVNT	n40	5190	Ant1	44.874	0.5	Pass
NVNT	n40	5230	Ant1	52.008	0.5	Pass
NVNT	ac20	5180	Ant1	26.748	0.5	Pass
NVNT	ac20	5200	Ant1	28.299	0.5	Pass
NVNT	ac20	5240	Ant1	28.329	0.5	Pass
NVNT	ac40	5190	Ant1	44.97	0.5	Pass
NVNT	ac40	5230	Ant1	45.456	0.5	Pass
NVNT	ax20	5180	Ant1	26.943	0.5	Pass
NVNT	ax20	5200	Ant1	25.908	0.5	Pass
NVNT	ax20	5240	Ant1	25.848	0.5	Pass
NVNT	ax40	5190	Ant1	43.746	0.5	Pass
NVNT	ax40	5230	Ant1	44.556	0.5	Pass

Test Graphs

-26dB Bandwidth NVNT a 5180MHz Ant1

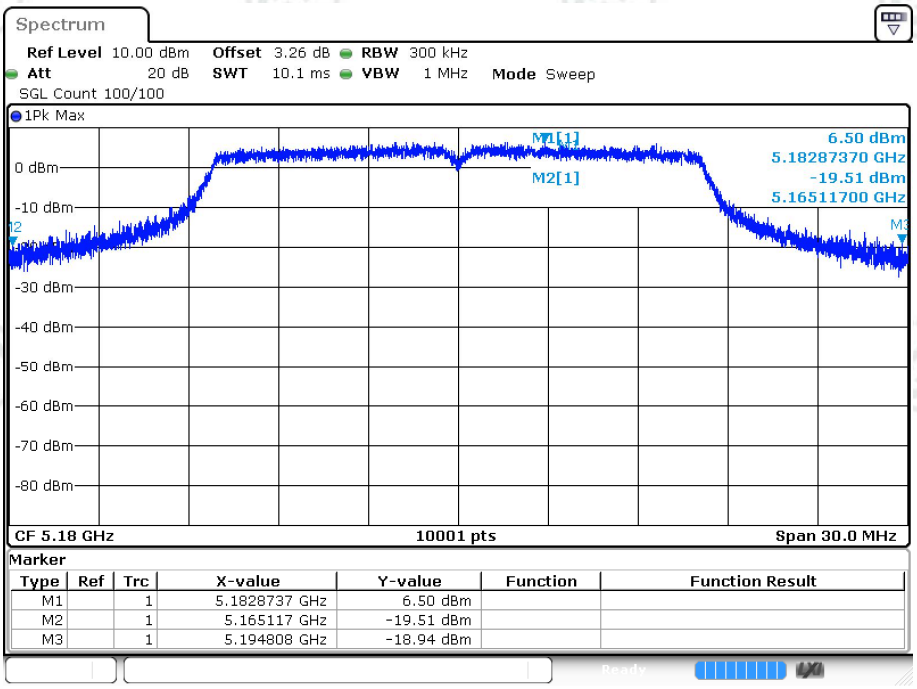

Date: 25.MAR.2025 12:58:49

-26dB Bandwidth NVNT a 5200MHz Ant1

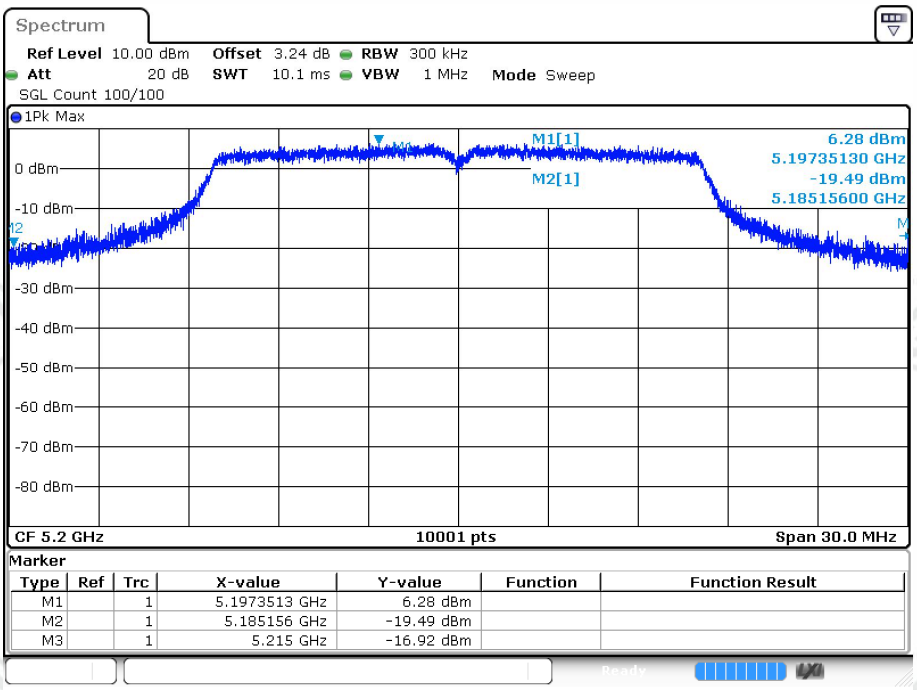

Date: 25.MAR.2025 13:00:22

-26dB Bandwidth NVNT a 5240MHz Ant1

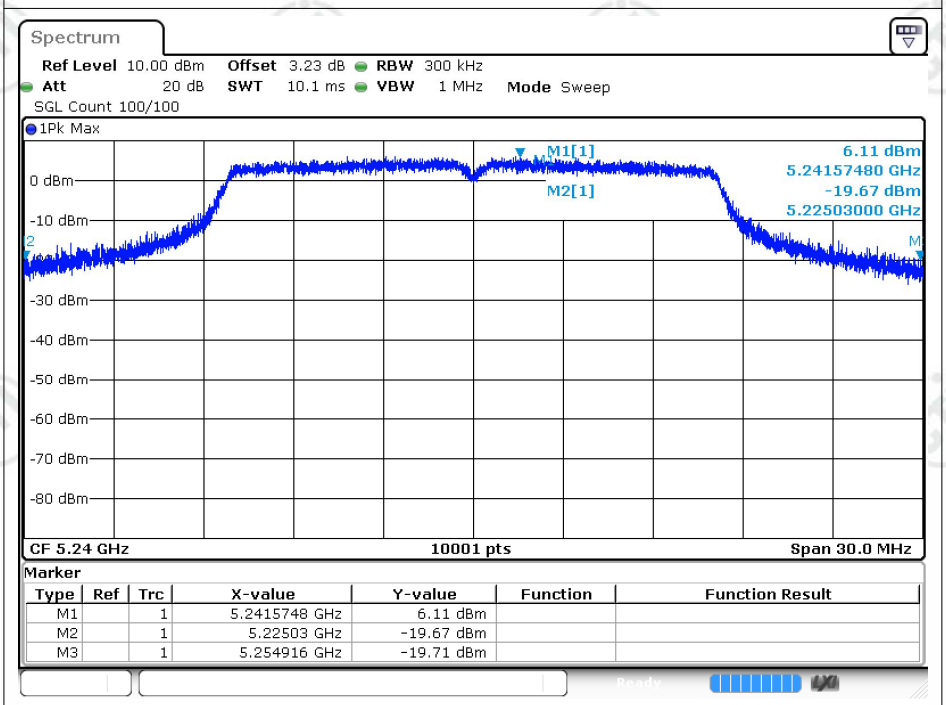

Date: 25.MAR.2025 13:01:28

-26dB Bandwidth NVNT n20 5180MHz Ant1

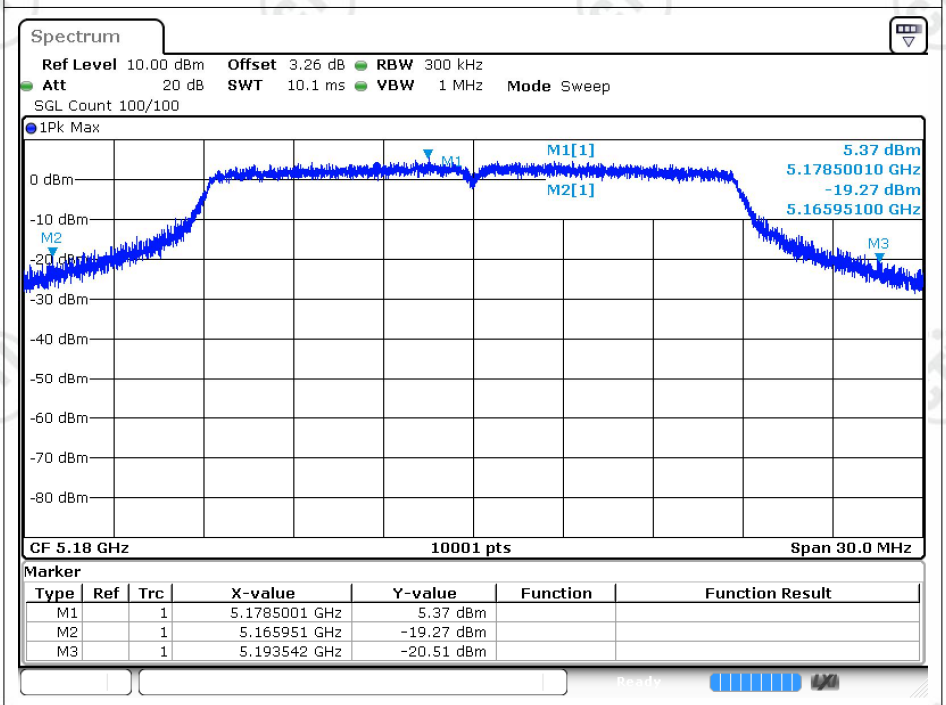

Date: 25.MAR.2025 12:51:28

-26dB Bandwidth NVNT n20 5200MHz Ant1

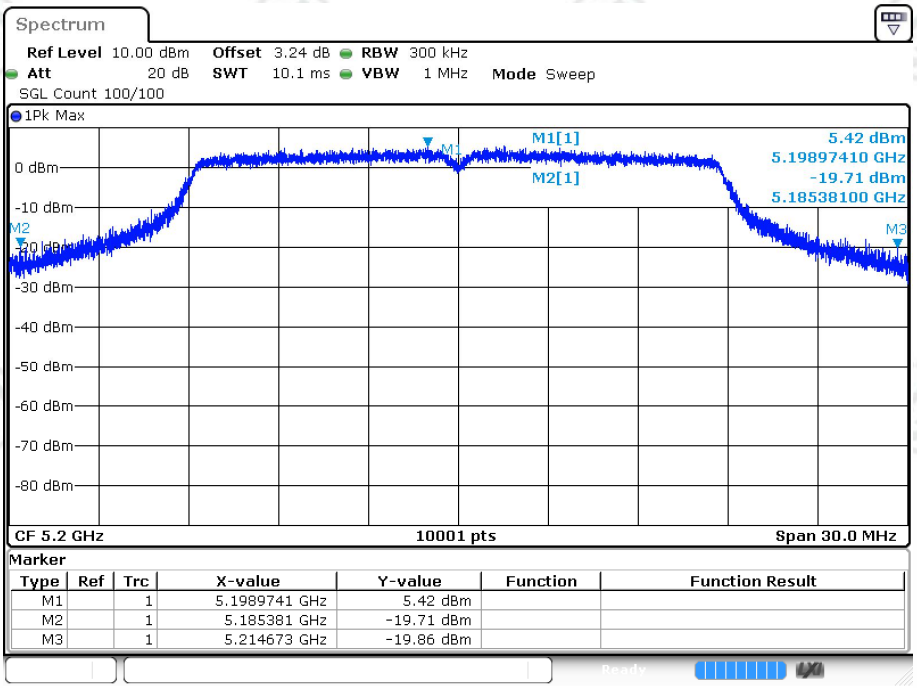

Date: 25.MAR.2025 12:55:45

-26dB Bandwidth NVNT n20 5240MHz Ant1

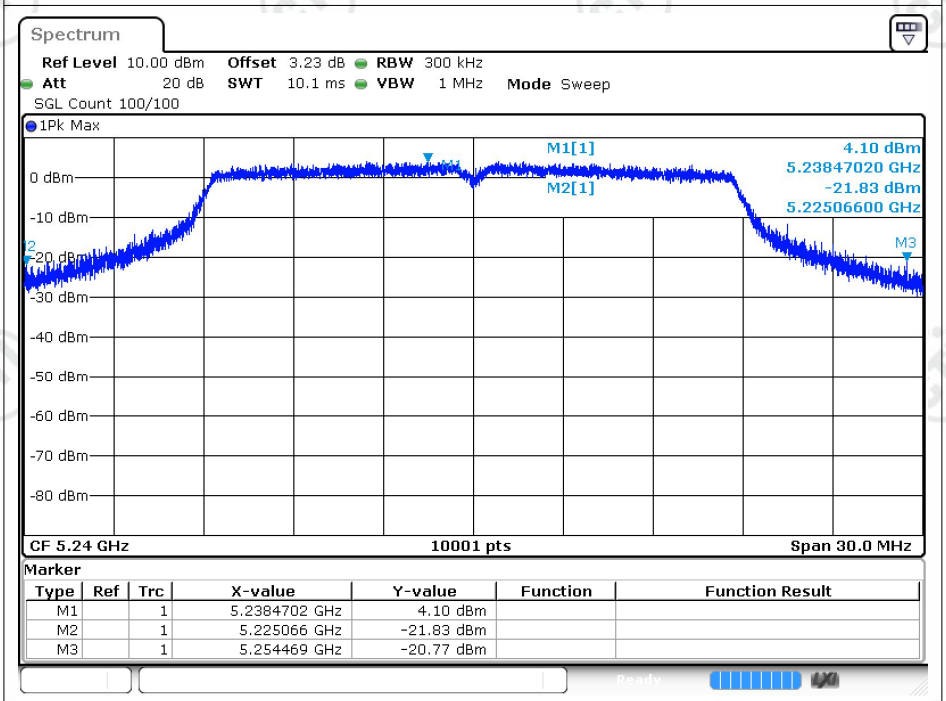

Date: 25.MAR.2025 12:57:00

-26dB Bandwidth NVNT n40 5190MHz Ant1

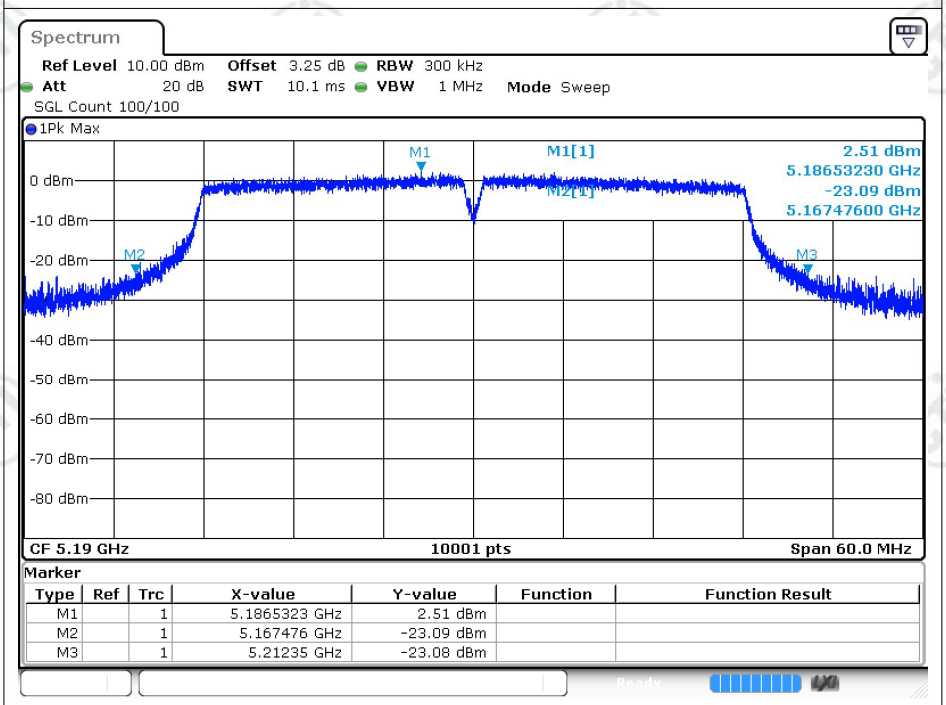

Marker

Type	Ref	Trc	X-value	Y-value	Function	Function Result
M1		1	5.1865323 GHz	2.51 dBm		
M2		1	5.167476 GHz	-23.09 dBm		
M3		1	5.21235 GHz	-23.08 dBm		

Date: 25.MAR.2025 13:04:03

-26dB Bandwidth NVNT n40 5230MHz Ant1

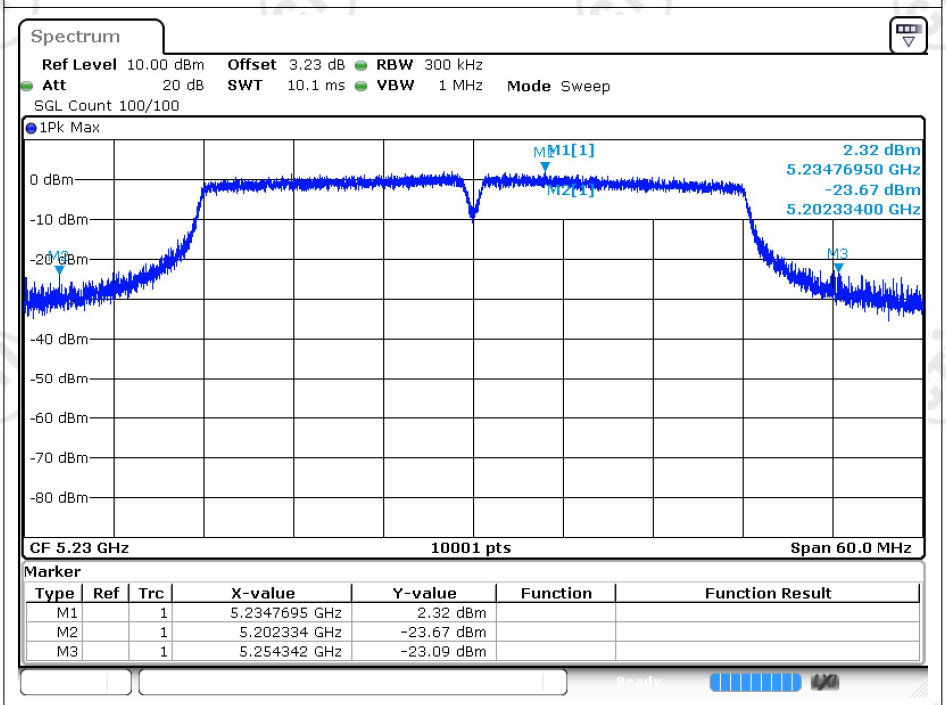

Marker

Type	Ref	Trc	X-value	Y-value	Function	Function Result
M1		1	5.2347695 GHz	2.32 dBm		
M2		1	5.202334 GHz	-23.67 dBm		
M3		1	5.254342 GHz	-23.09 dBm		

Date: 25.MAR.2025 13:05:48

-26dB Bandwidth NVNT ac20 5180MHz Ant1

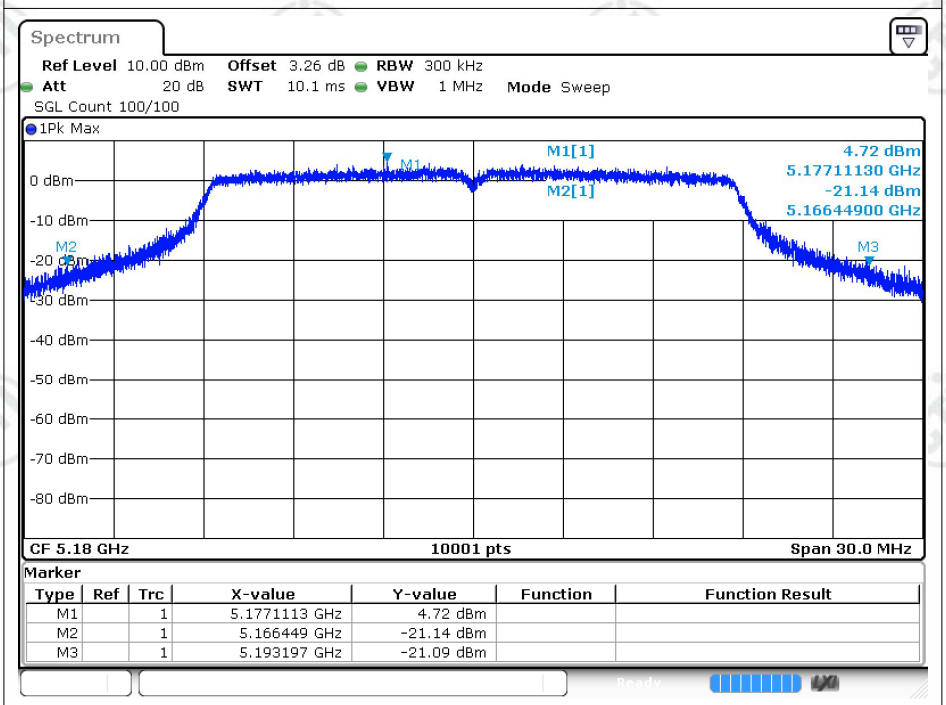

Marker

Type	Ref	Trc	X-value	Y-value	Function	Function Result
M1		1	5.1771113 GHz	4.72 dBm		
M2		1	5.166449 GHz	-21.14 dBm		
M3		1	5.193197 GHz	-21.09 dBm		

Date: 25.MAR.2025 13:07:48

-26dB Bandwidth NVNT ac20 5200MHz Ant1

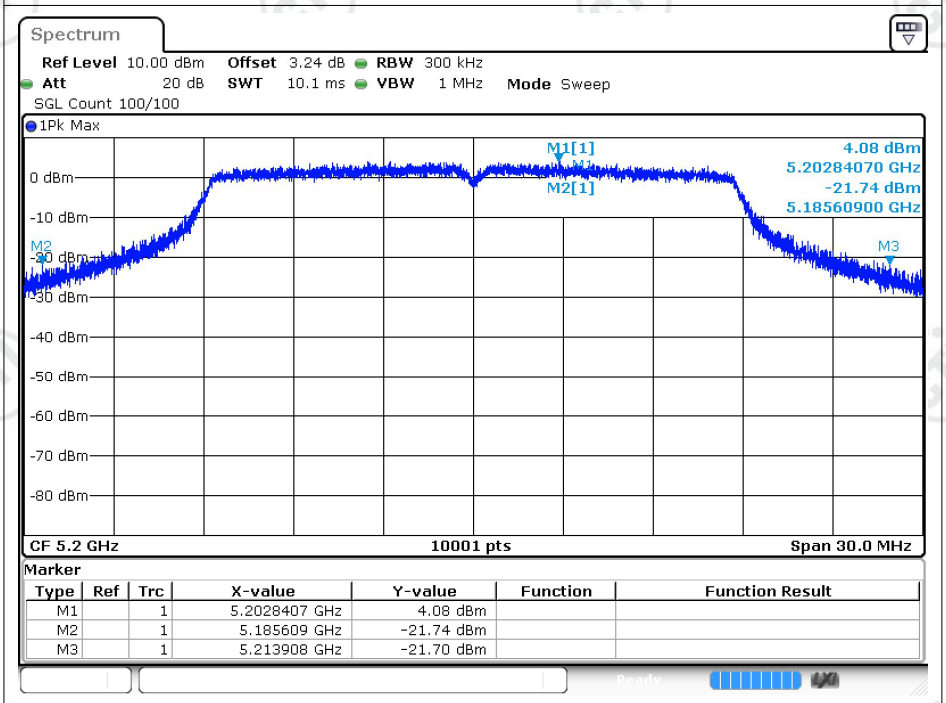

Marker

Type	Ref	Trc	X-value	Y-value	Function	Function Result
M1		1	5.2028407 GHz	4.08 dBm		
M2		1	5.185609 GHz	-21.74 dBm		
M3		1	5.213908 GHz	-21.70 dBm		

Date: 25.MAR.2025 13:09:59

-26dB Bandwidth NVNT ac20 5240MHz Ant1

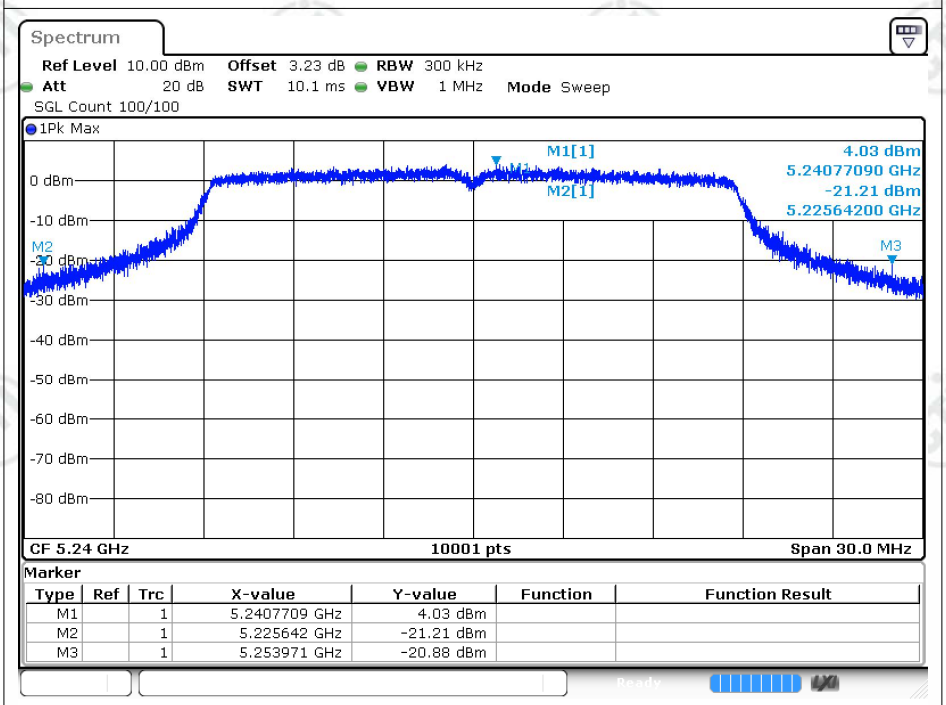

Marker

Type	Ref	Trc	X-value	Y-value	Function	Function Result
M1		1	5.2407709 GHz	4.03 dBm		
M2		1	5.225642 GHz	-21.21 dBm		
M3		1	5.253971 GHz	-20.88 dBm		

Date: 25.MAR.2025 13:11:12

-26dB Bandwidth NVNT ac40 5190MHz Ant1

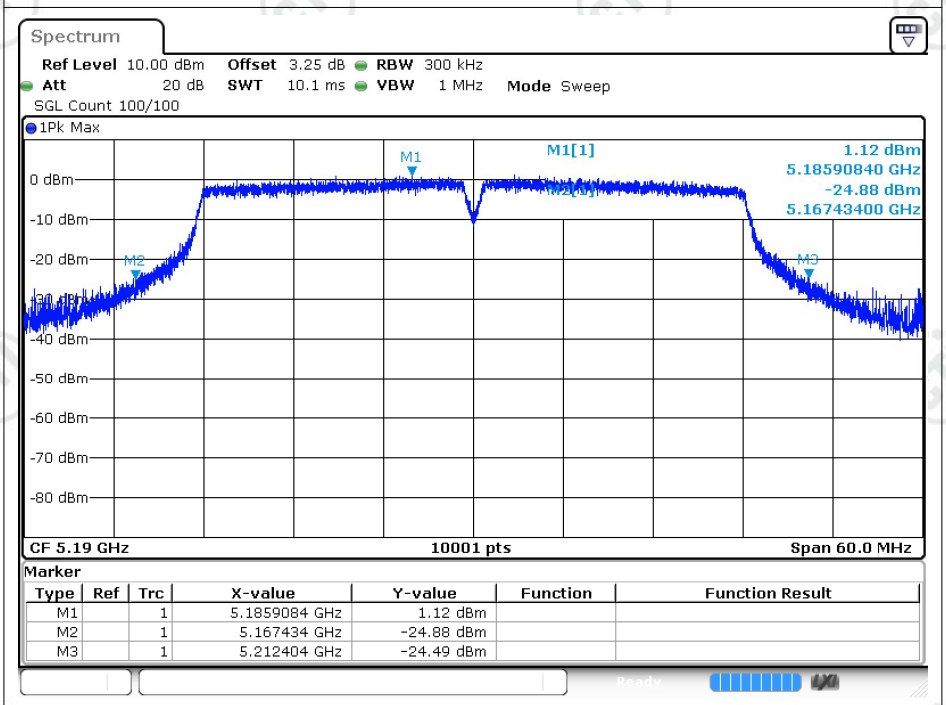

Marker

Type	Ref	Trc	X-value	Y-value	Function	Function Result
M1		1	5.1859084 GHz	1.12 dBm		
M2		1	5.167434 GHz	-24.88 dBm		
M3		1	5.212404 GHz	-24.49 dBm		

Date: 25.MAR.2025 13:12:53

-26dB Bandwidth NVNT ac40 5230MHz Ant1

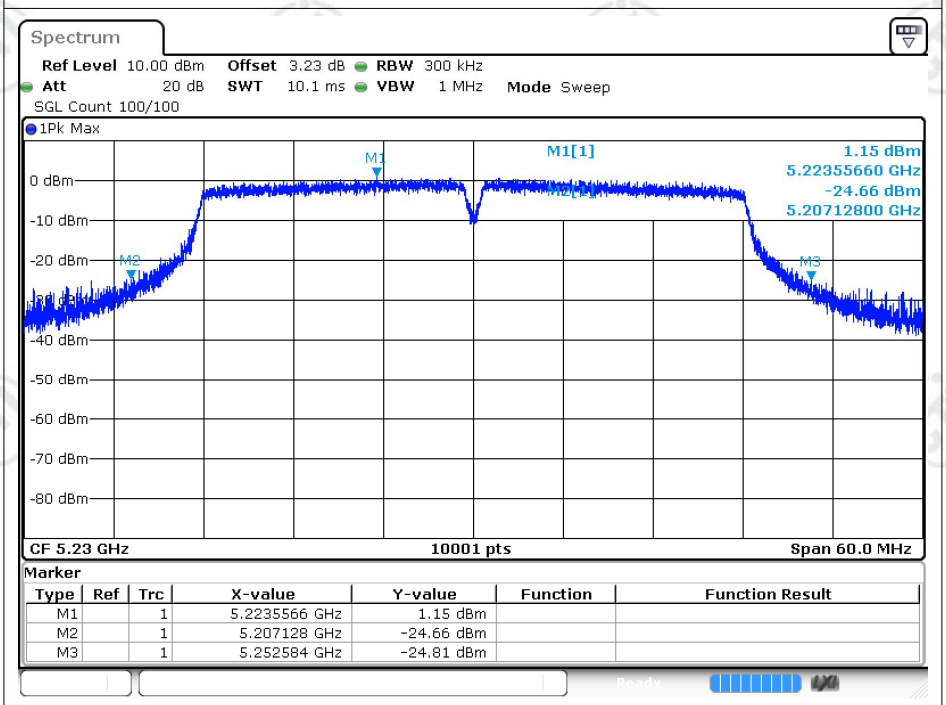

Marker

Type	Ref	Trc	X-value	Y-value	Function	Function Result
M1		1	5.2235566 GHz	1.15 dBm		
M2		1	5.207128 GHz	-24.66 dBm		
M3		1	5.252584 GHz	-24.81 dBm		

Date: 25.MAR.2025 13:14:39

-26dB Bandwidth NVNT ax20 5180MHz Ant1

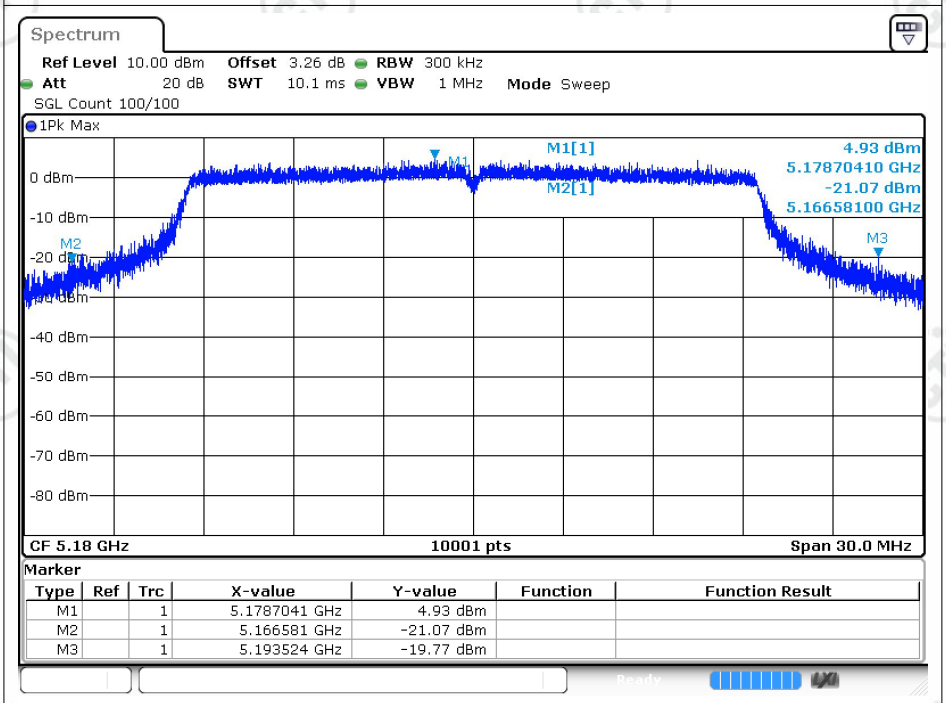

Marker

Type	Ref	Trc	X-value	Y-value	Function	Function Result
M1		1	5.1787041 GHz	4.93 dBm		
M2		1	5.166581 GHz	-21.07 dBm		
M3		1	5.193524 GHz	-19.77 dBm		

Date: 25.MAR.2025 13:17:59

-26dB Bandwidth NVNT ax20 5200MHz Ant1

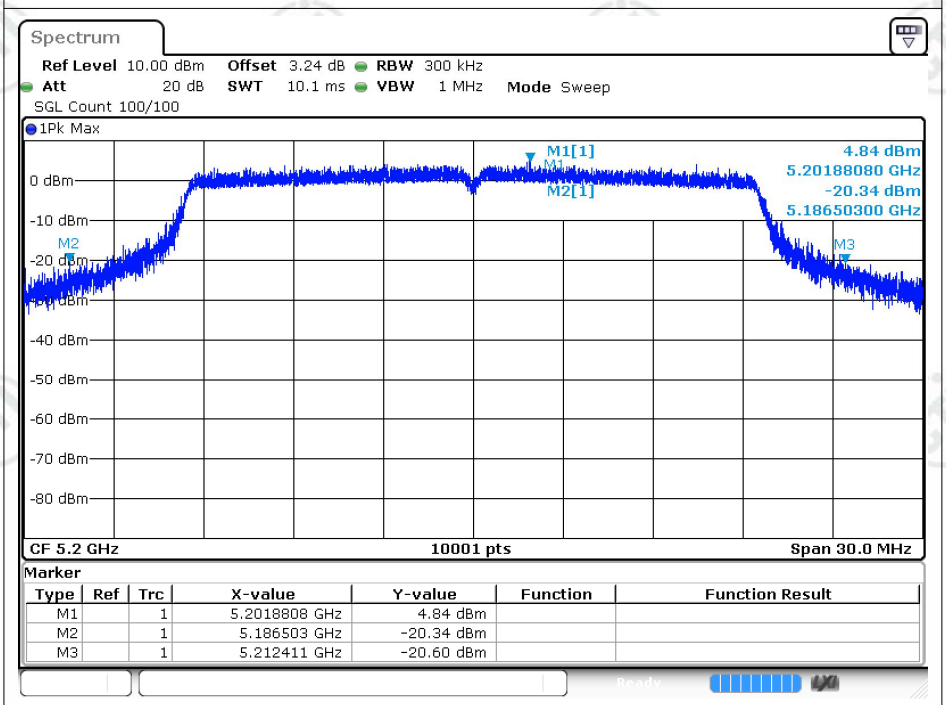

Marker

Type	Ref	Trc	X-value	Y-value	Function	Function Result
M1		1	5.2018808 GHz	4.84 dBm		
M2		1	5.186503 GHz	-20.34 dBm		
M3		1	5.212411 GHz	-20.60 dBm		

Date: 25.MAR.2025 13:20:37

-26dB Bandwidth NVNT ax20 5240MHz Ant1

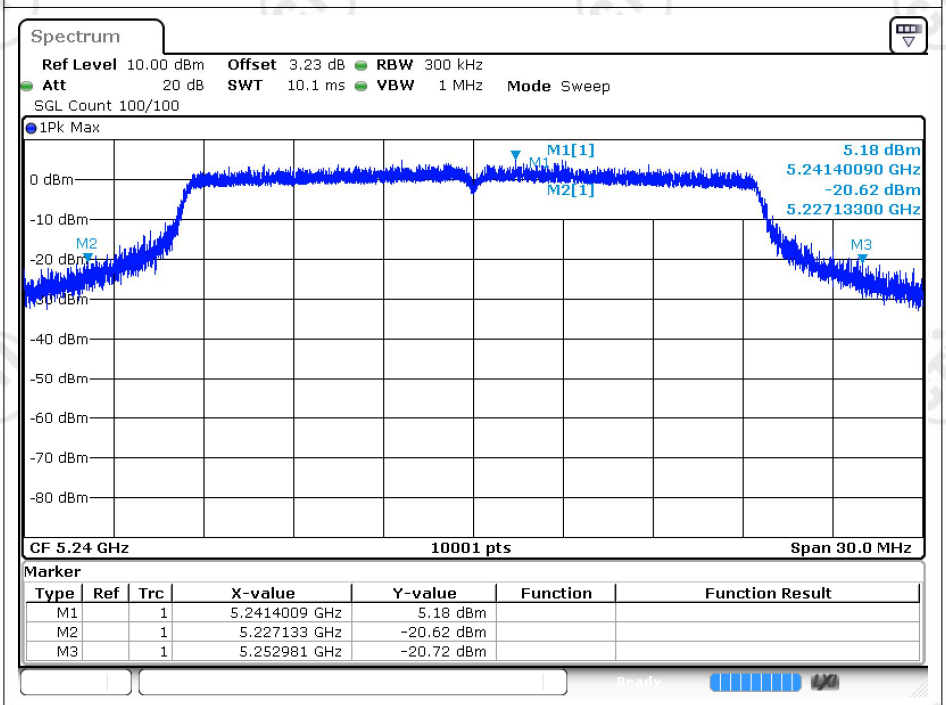

Marker

Type	Ref	Trc	X-value	Y-value	Function	Function Result
M1		1	5.2414009 GHz	5.18 dBm		
M2		1	5.227133 GHz	-20.62 dBm		
M3		1	5.252981 GHz	-20.72 dBm		

Date: 25.MAR.2025 13:21:46

-26dB Bandwidth NVNT ax40 5190MHz Ant1

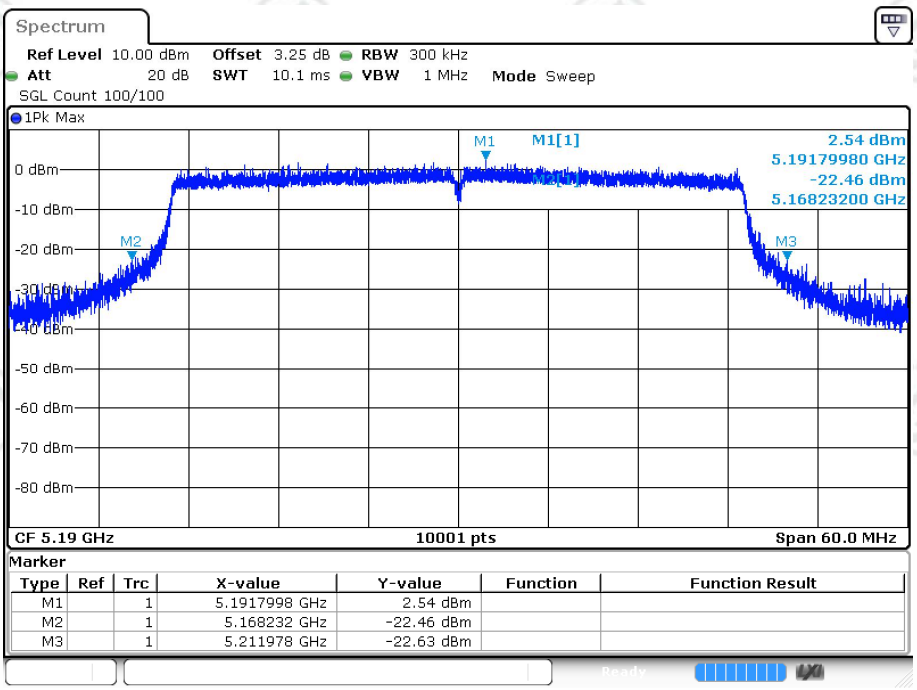

Date: 25.MAR.2025 13:23:34

-26dB Bandwidth NVNT ax40 5230MHz Ant1

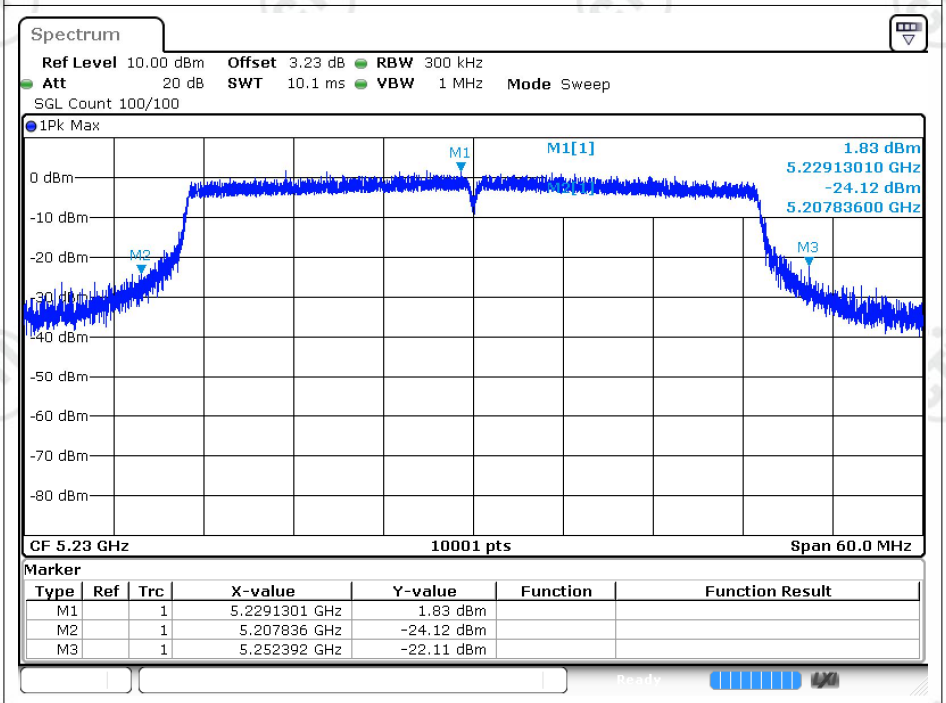

Date: 25.MAR.2025 13:25:26