PRODUCT MANUAL

Download for Apple users

Step 1:Find the APP Store

Step 2:Search for “Intelligent life” and download the APP

Step 3:Open the “Intelligent life” APP

Step 4:Enter the APP interface

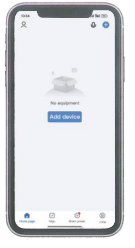

Download for Android users

Step 1:Find the Google Play

Step 2:Search “Intelligent life” APP

Step 3:Download “Intelligent life ” APP

Step 4: Open the APP

Connection Flow

❶ Long press the power button
Open the ear picking stick

❷ Open “APP” and find “Sweep”

❺ Connect device “SmartLife-XXXX”

❻ Open the APP interface

❸ Scan the QR code in the bottom left corner of the box

❹ Select Wifi Channel

❼ Step5:If you encounter switching WIFI,please do not switch WIFI, continue to use

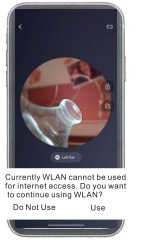

❽ Function button

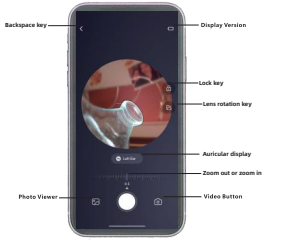

Install ear scoop cover

Installation of ear spoon cover: insert the silicone ear spoon cover into the integrated ear spoon and install it in place before use.

Product parameters

Product Name:	Visual otoscope
Product Model:	CT08
Image Sensor:	CMOS
Frame rate of image transmission:	25Fps
WIFI frequency:	2.4GHz
Network standard:	IEEE 802.11b/g/n
On-off mode:	Key switch
Battery Capacity:	130mAh
Duration of use:	About 50min
Charging time:	About 30min
Incoming current:	5V ⎓ 0.5A
Charging interface:	Type-C
Appearance material:	PC+ABS
Working temperature:	-10~50℃
Lens enhancement:	6 warm LED lights

Precautions

1 When cleaning the lens, please wipe it carefully withprofessional Alcohol cotton Swabs

2 Be sure to rotate the ear spoon to the top before use to prevent the ear spoon from falling

3 Please use this product in an environment where no one is running or fight-ing,
to avoid impact

4 It is forbidden for Children to use this product alone in order to avoid accidental harm

Precautions

5 Please do not put the product in liquid or water to avoid damage

6 This product has built-in rechargeable lithium battery, if not used frequently, Must also be recharged once amonth

7 Avoid product exposure to sunshine directly, especially the accesso-ries,

8 During using it,the temperature of the product will rise slightly(up to 37℃), Please feel free to use

Precautions

9 The ear scroop accessories should not be used for a ong time ,To avoid any breakages caused by aging, it is suggested that the ear
spoon be replaced

10 Ear spoons are used as an auxiliary tool for ear cleaning ,provided the health of the ear canal is fully noticed



FCC Statement

This device complies with Part 15 of the FCC rules. Operation is subject to the following two conditions: 1) this device may not cause harmful interference, and 2) this device must accept any interference received, including interference that may cause undesired operation.
Note: This equipment has been tested and found to comply with the limits for a Class B digital device, pursuant to part 15 of the FCC Rules. These limits are designed to provide reasonable protection against harmful interference in a residential installation.
This equipment generates uses and can radiate radio frequency energy and, if not installed and used in accordance with the instructions, may cause harmful interference to radio communications. However, there is no guarantee that interference will not occur in particular installation. If this equipment does cause harmful interference to radio or television reception, which can be determined by turning the equipment off and on, the user is encouraged to try to correct the interference by one or more of the following measures:
--Reorient or relocate the receiving antenna.
--Increase the separation between the equipment and receiver.
--Connect the equipment into an outlet on a circuit different from that to which the receiver is connected.
--Consult the dealer or an experienced radio/TV technician for help.
Changes or modifications not expressly approved by the party responsible for compliance could void the user's authority to operate the equipment.

FCC RF Radiation Exposure Statement
The device has been evaluated to meet general RF exposure requirement. The device can be used in portable exposure condition without restriction.