Appendix Test Data
Applicant: Dongguan Runwei Electronics Co., Ltd
Report No. : DLE-250410008R
EUT: Surveillance Camera
M/N: TV-XMC-630-5G-3MP-BL
Standard:FCC PART 15 C 15.247
Test Power Supply: DC 5V/1A from Adapter
Ambient Condition: 25 ℃, 45 %RH, 101.325 kPa
Test Date: Mar. 25, 2025 **Test Engineer:** Dimon Tan

Appendix A: DTS Bandwidth

Test Result

TestMode	Antenna	Channel	DTS BW [MHz]	FL[MHz]	FH[MHz]	Limit[MHz]	Verdict
11B	Ant1	2412	10.000	2407.040	2417.040	0.5	PASS
		2437	9.040	2432.520	2441.560	0.5	PASS
		2462	9.520	2457.040	2466.560	0.5	PASS
11G	Ant1	2412	16.280	2403.920	2420.200	0.5	PASS
		2437	16.320	2428.880	2445.200	0.5	PASS
		2462	16.280	2453.920	2470.200	0.5	PASS
11N20SISO	Ant1	2412	16.680	2403.880	2420.560	0.5	PASS
		2437	17.000	2428.560	2445.560	0.5	PASS
		2462	17.040	2453.520	2470.560	0.5	PASS
11N40SISO	Ant1	2422	35.040	2404.560	2439.600	0.5	PASS
		2437	35.120	2419.480	2454.600	0.5	PASS
		2452	35.040	2434.560	2469.600	0.5	PASS

Test Graphs

11B_Ant1_2412

11B_Ant1_2437

11B_Ant1_2462

11G_Ant1_2412

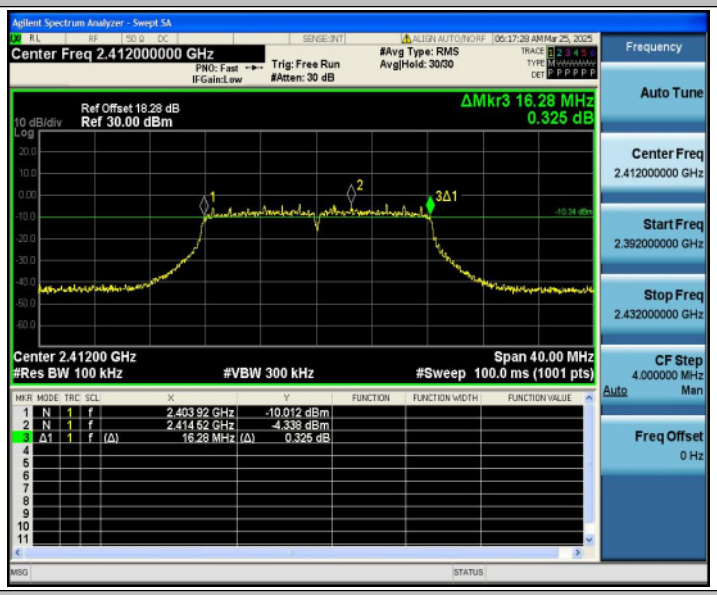

11G_Ant1_2437

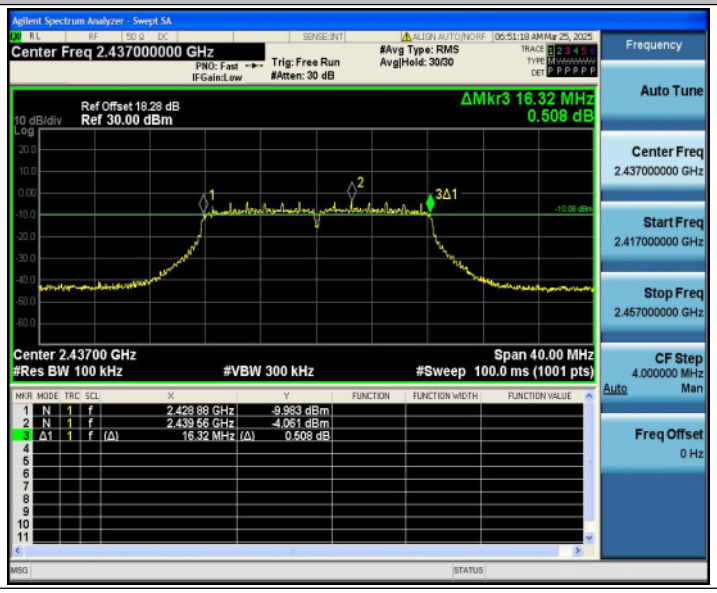

11G_Ant1_2462

11N20SISO_Ant1_2412

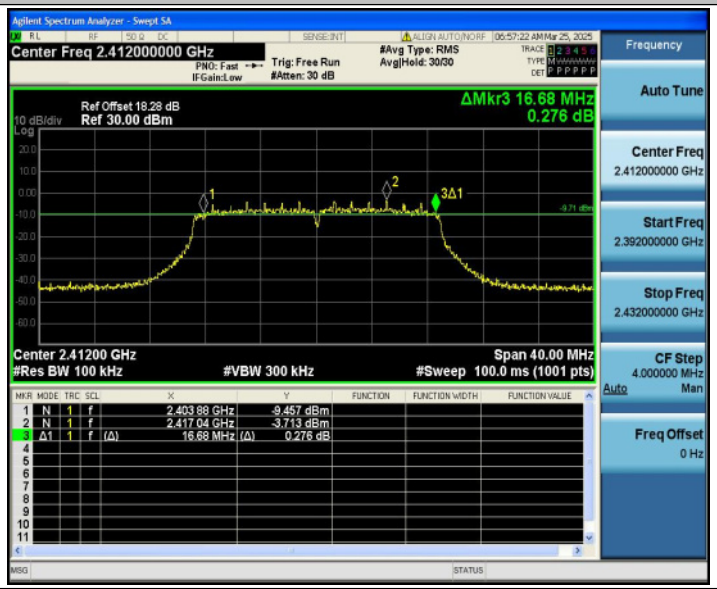

11N20SISO_Ant1_2437

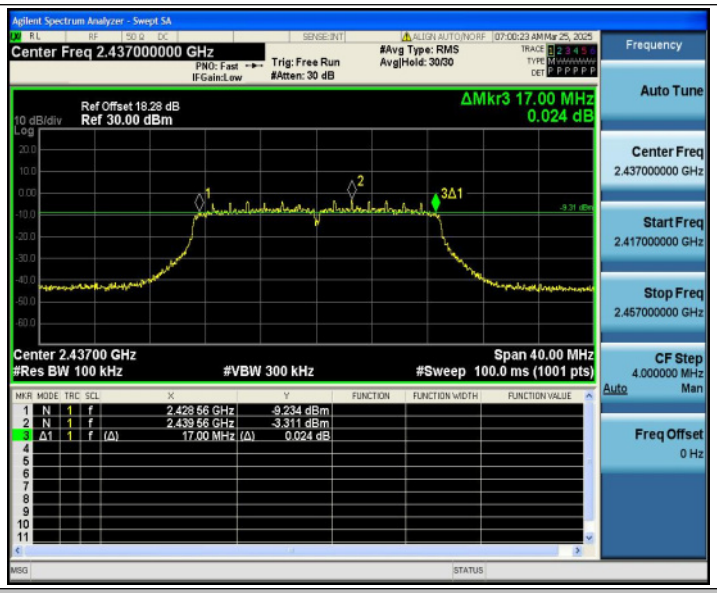

11N20SISO_Ant1_2462

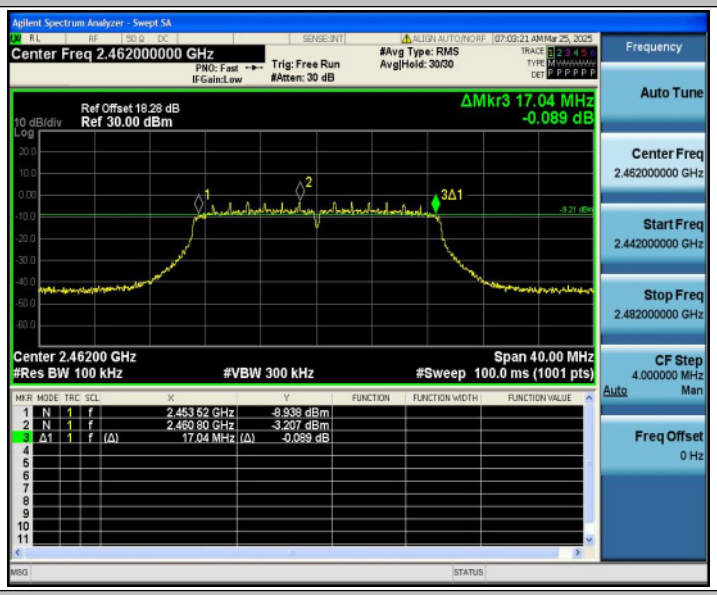

11N40SISO_Ant1_2422

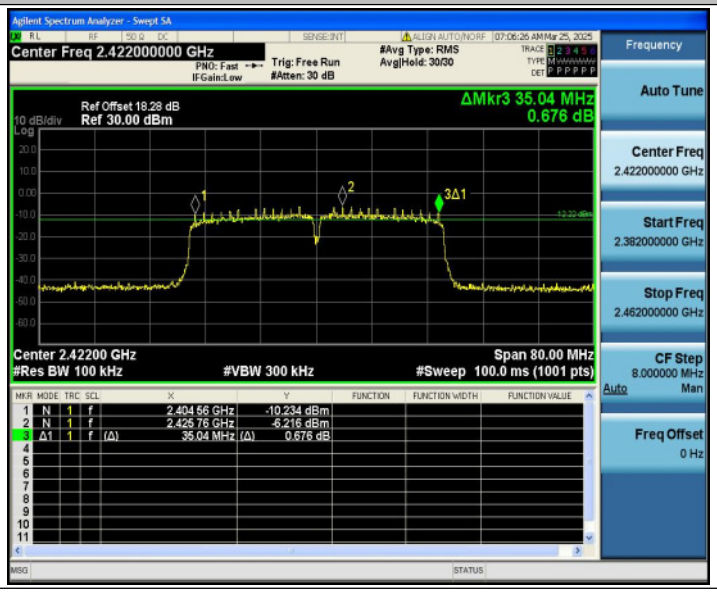

11N40SISO_Ant1_2437

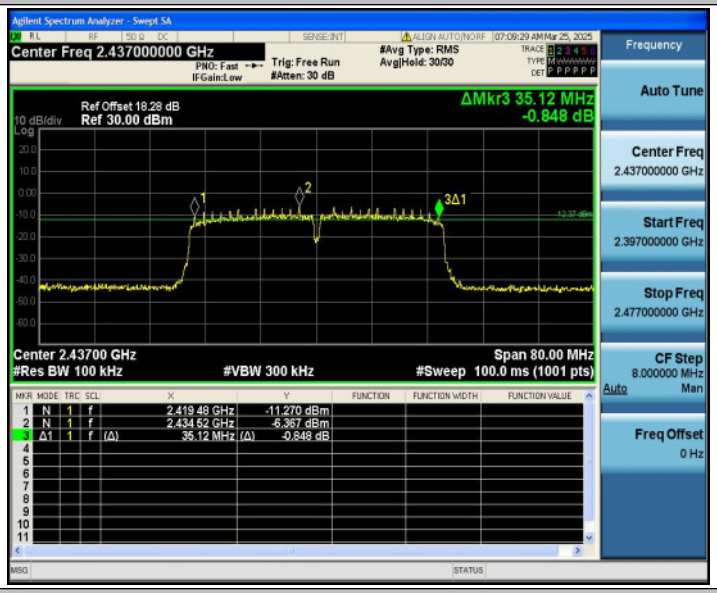

11N40SISO_Ant1_2452

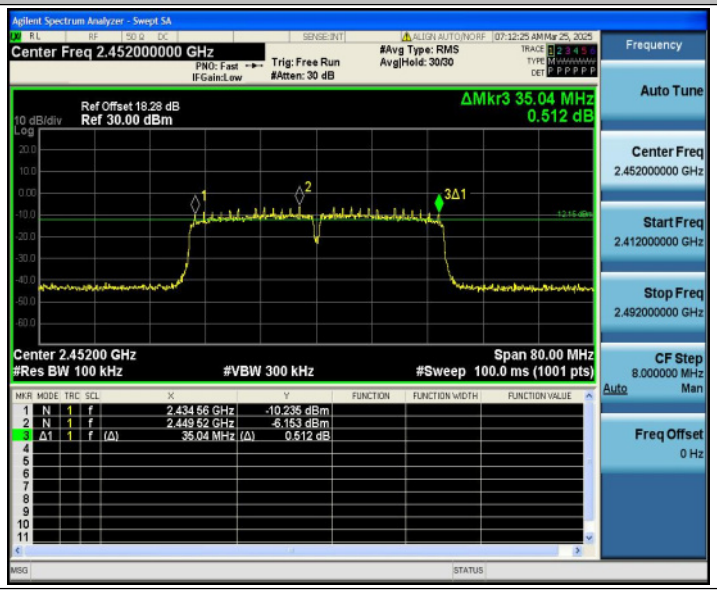

Appendix B: Occupied Channel Bandwidth

Test Result

TestMode	Antenna	Channel	OCB [MHz]	FL[MHz]	FH[MHz]	Limit[MHz]	Verdict
11B	Ant1	2412	14.494	2404.8241	2419.3181	---	---
		2437	14.472	2429.8073	2444.2793	---	---
		2462	14.475	2454.7850	2469.2600	---	---
11G	Ant1	2412	16.491	2403.7818	2420.2728	---	---
		2437	16.572	2428.7213	2445.2933	---	---
		2462	16.543	2453.7769	2470.3199	---	---
11N20SISO	Ant1	2412	17.713	2403.2502	2420.9632	---	---
		2437	17.677	2428.2634	2445.9404	---	---
		2462	17.646	2453.1708	2470.8168	---	---
11N40SISO	Ant1	2422	35.916	2404.1440	2440.0600	---	---
		2437	35.899	2419.1153	2455.0143	---	---
		2452	35.859	2434.1730	2470.0320	---	---

Test Graphs

11B_Ant1_2412

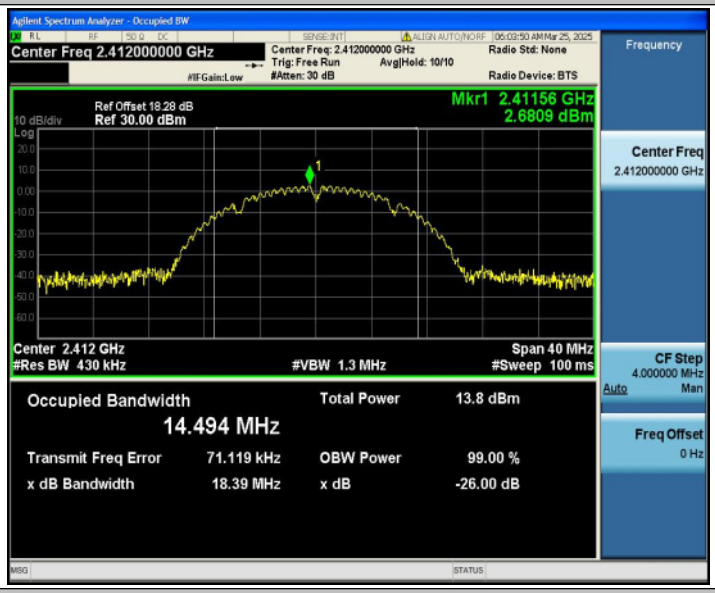

11B_Ant1_2437

11B_Ant1_2462

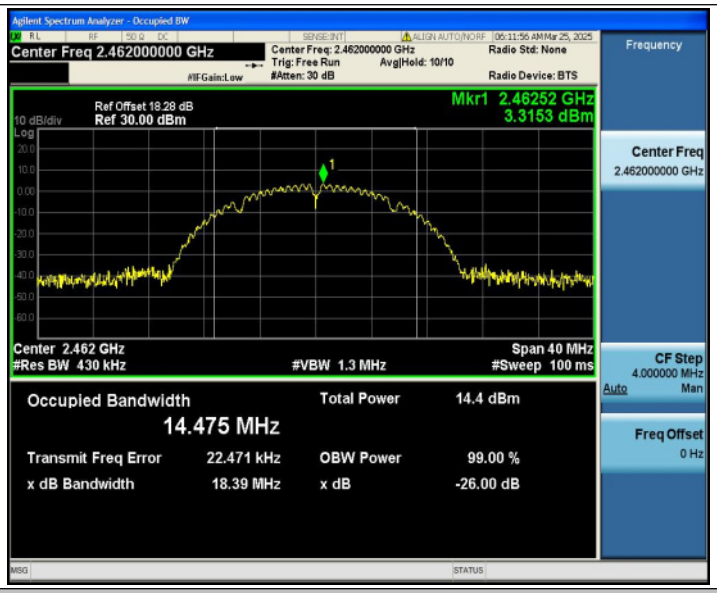

11G_Ant1_2412

11G_Ant1_2437

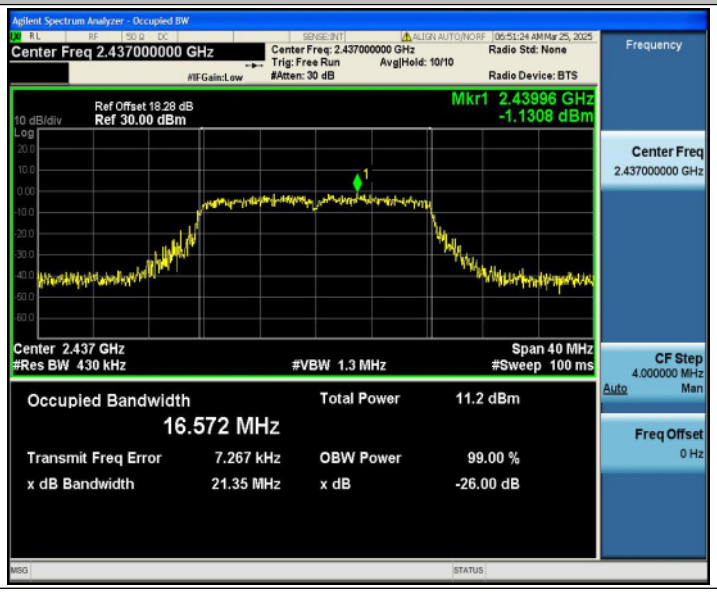

11G_Ant1_2462

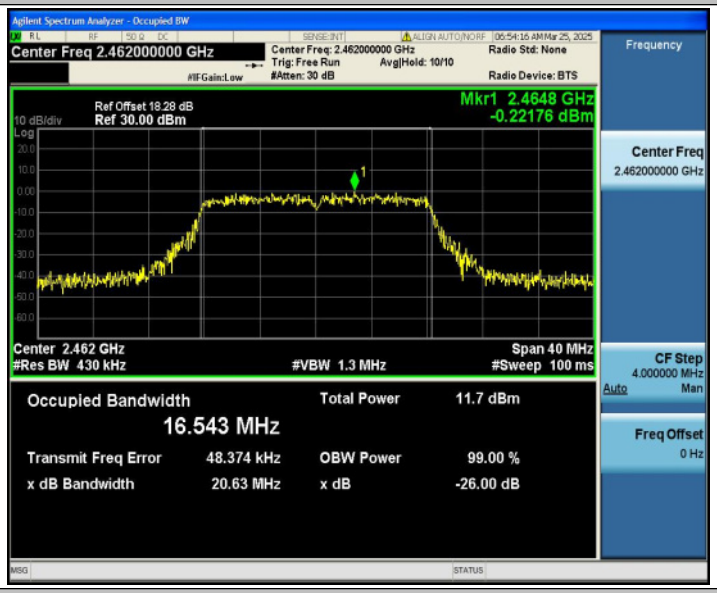

11N20SISO_Ant1_2412

11N20SISO_Ant1_2437

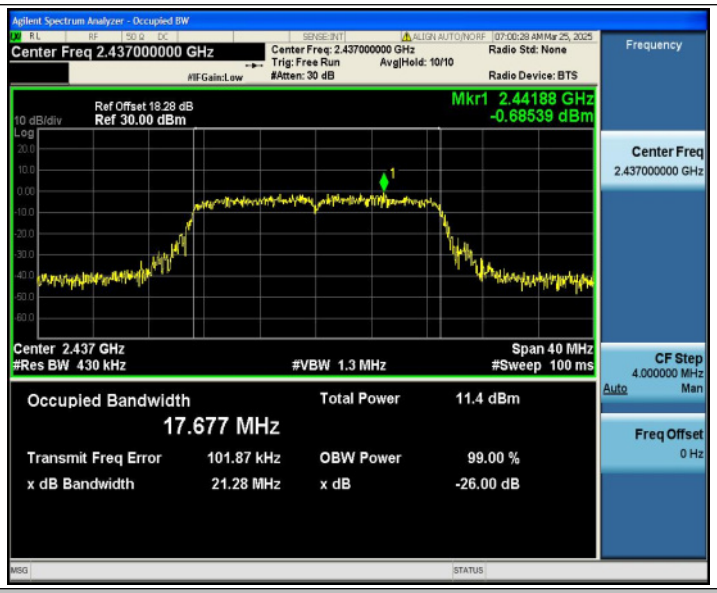

11N20SISO_Ant1_2462

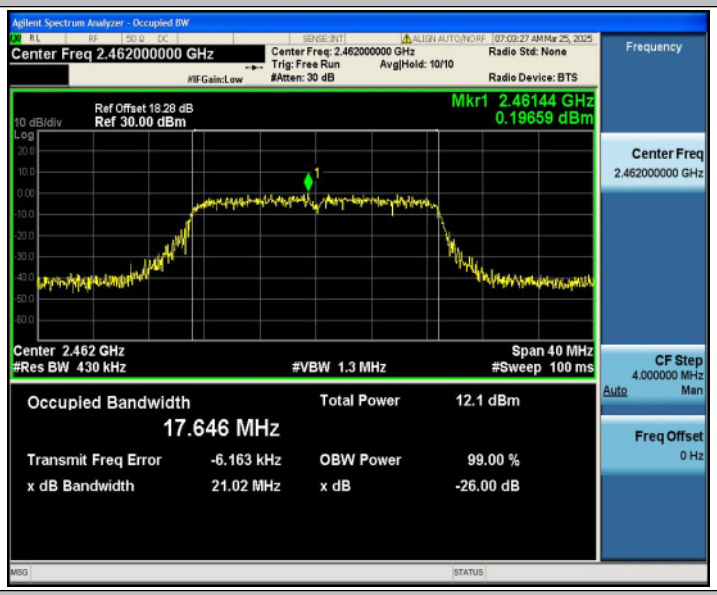

11N40SISO_Ant1_2422

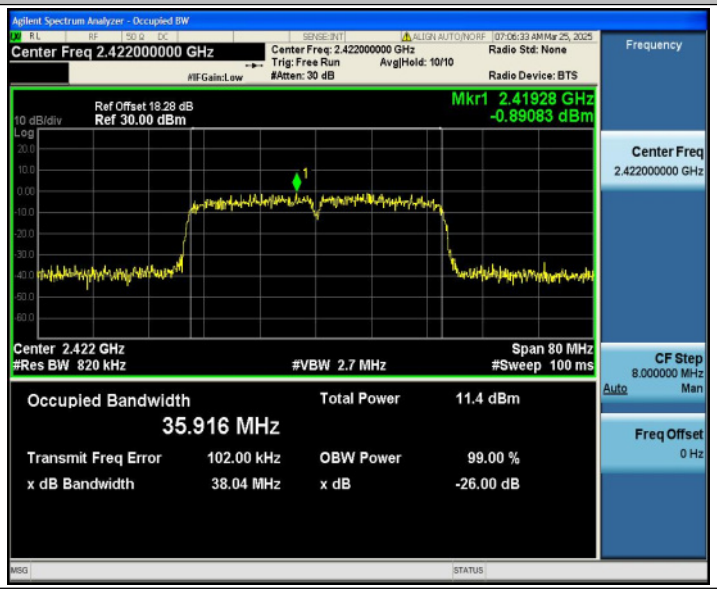

11N40SISO_Ant1_2437

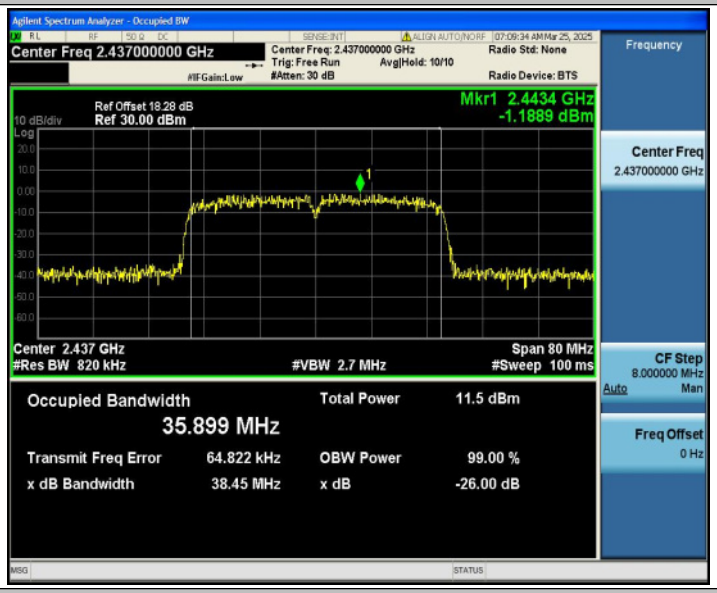

11N40SISO_Ant1_2452

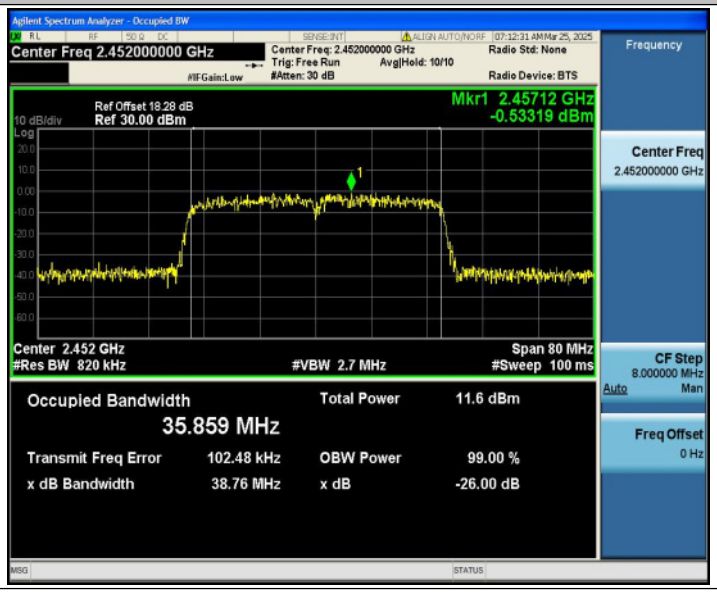

Appendix C: Maximum conducted output power

Test Result Peak

TestMode	Antenna	Channel	Set Power	Peak Powert[dBm]	Conducted Limit[dBm]	Verdict
11B	Ant1	2412	---	14.03	≤30.00	PASS
		2437	---	14.35	≤30.00	PASS
		2462	---	14.61	≤30.00	PASS
11G	Ant1	2412	---	15.08	≤30.00	PASS
		2437	---	15.28	≤30.00	PASS
		2462	---	15.96	≤30.00	PASS
11N20SISO	Ant1	2412	---	15.45	≤30.00	PASS
		2437	---	15.69	≤30.00	PASS
		2462	---	16.13	≤30.00	PASS
11N40SISO	Ant1	2422	---	15.62	≤30.00	PASS
		2437	---	15.59	≤30.00	PASS
		2452	---	15.76	≤30.00	PASS

Appendix D: Maximum power spectral density

Test Result

TestMode	Antenna	Channel	Result[dBm/3-100kHz]	Limit[dBm/3kHz]	Verdict
11B	Ant1	2412	-10.53	≤8.00	PASS
		2437	-10.16	≤8.00	PASS
		2462	-9.73	≤8.00	PASS
11G	Ant1	2412	-16.53	≤8.00	PASS
		2437	-16.97	≤8.00	PASS
		2462	-15.3	≤8.00	PASS
11N20SISO	Ant1	2412	-17.23	≤8.00	PASS
		2437	-15.04	≤8.00	PASS
		2462	-16.51	≤8.00	PASS
11N40SISO	Ant1	2422	-19.92	≤8.00	PASS
		2437	-19.59	≤8.00	PASS
		2452	-19.56	≤8.00	PASS

Test Graphs

11B_Ant1_2412

11B_Ant1_2437

11B_Ant1_2462

11G_Ant1_2412

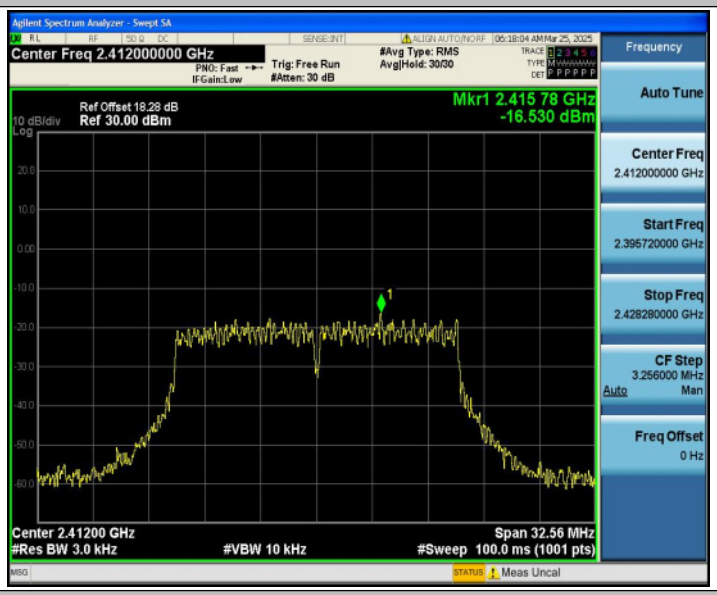

11G_Ant1_2437

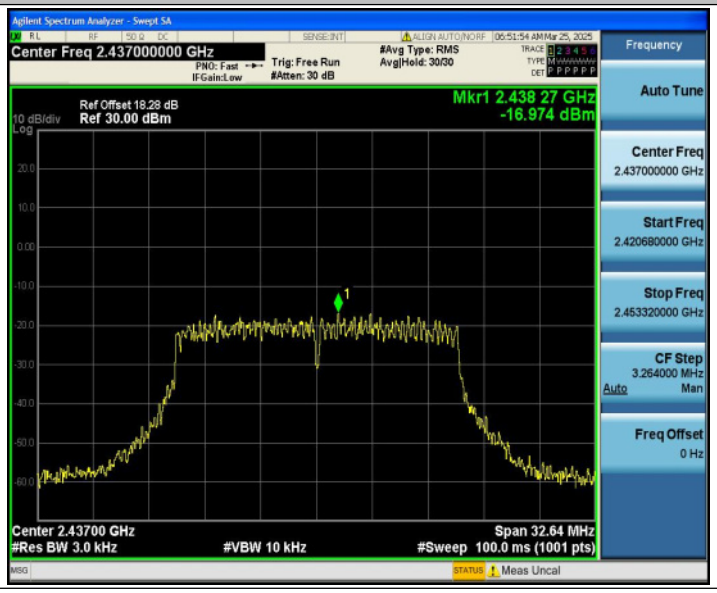

11G_Ant1_2462

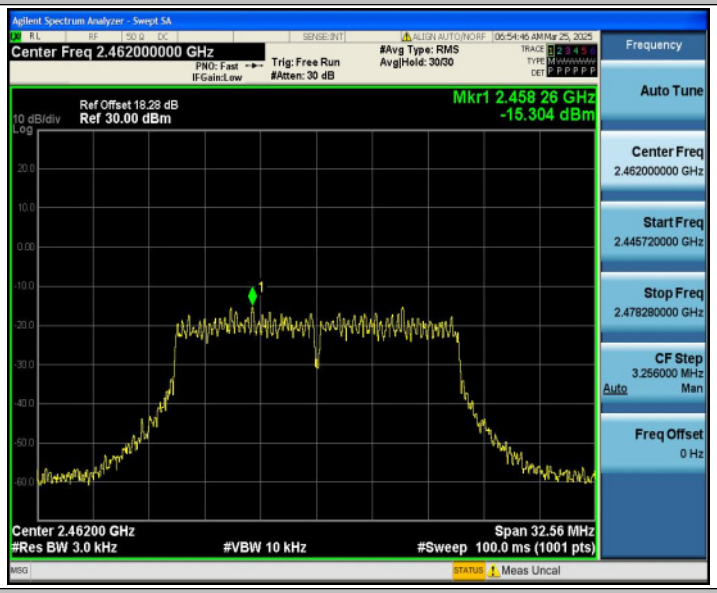

11N20SISO_Ant1_2412

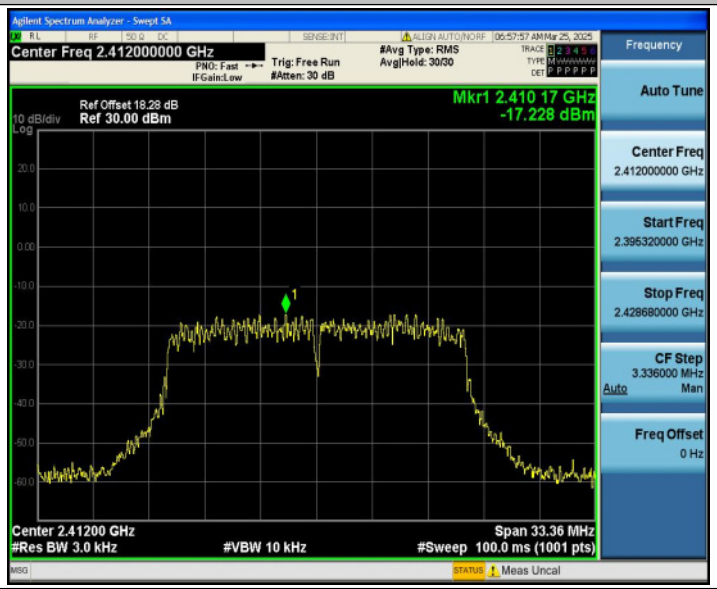

11N20SISO_Ant1_2437

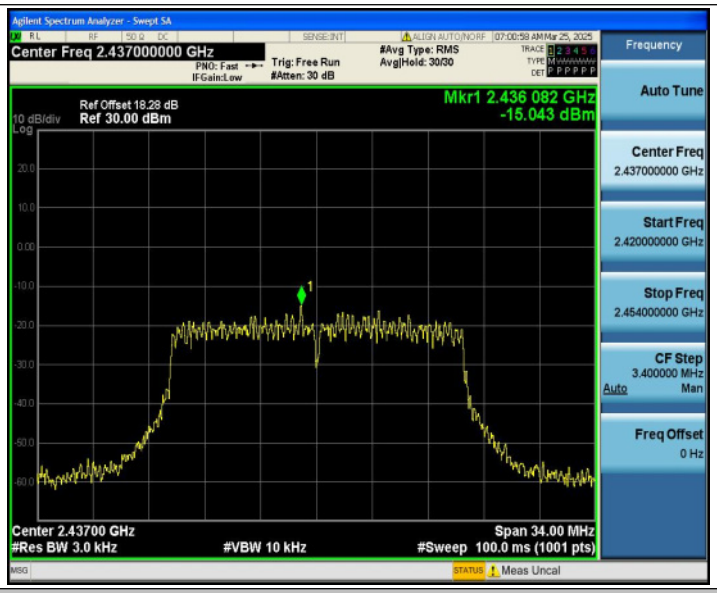

11N20SISO_Ant1_2462

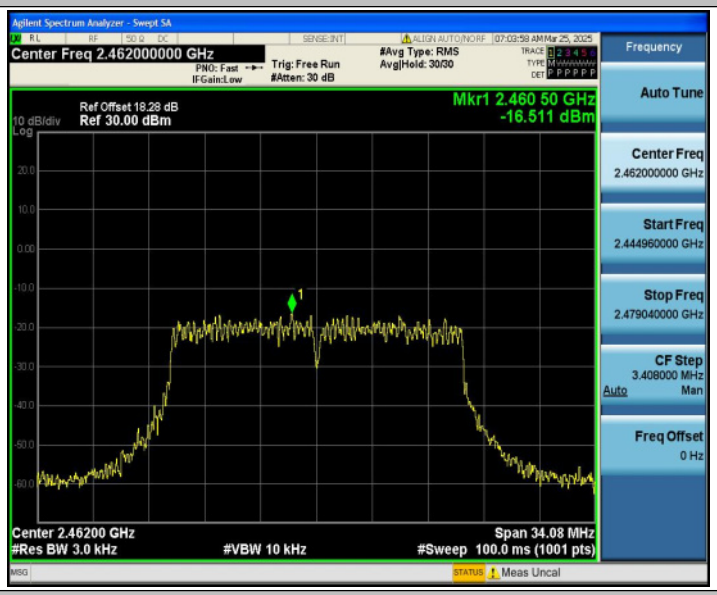

11N40SISO_Ant1_2422

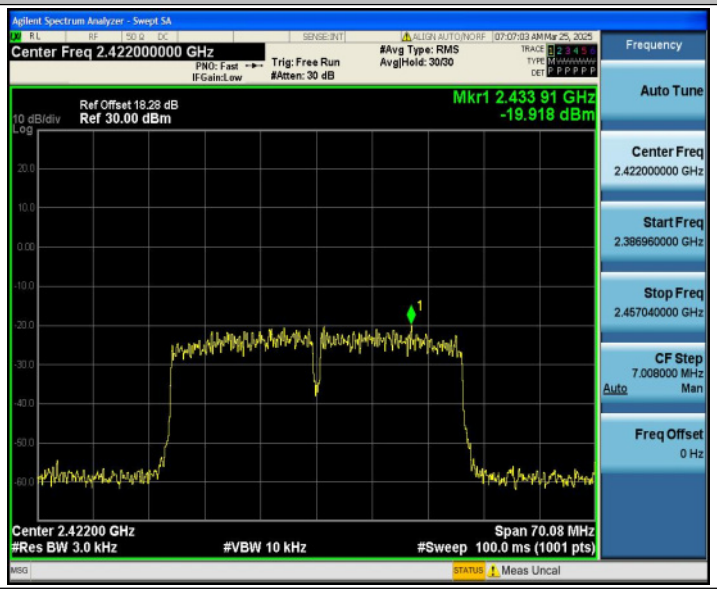

11N40SISO_Ant1_2437

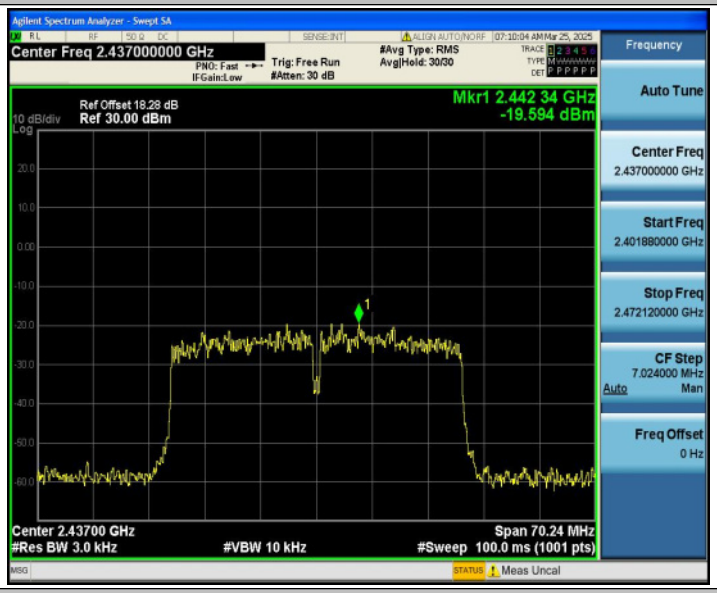

11N40SISO_Ant1_2452

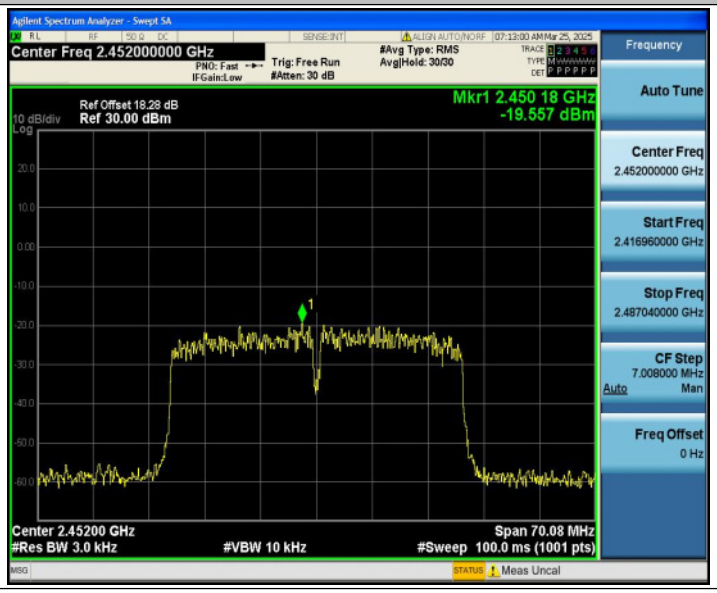

Appendix E: Band edge measurements

Test Result

TestMode	Antenna	ChName	Channel	RefLevel[dBm]	Result[dBm]	Limit[dBm]	Verdict
11B	Ant1	Low	2412	2.06	-39.77	≤-17.94	PASS
		High	2462	2.67	-41.49	≤-17.33	PASS
11G	Ant1	Low	2412	-4.00	-40.89	≤-24	PASS
		High	2462	-2.94	-41.32	≤-22.94	PASS
11N20SISO	Ant1	Low	2412	-3.24	-39.85	≤-23.24	PASS
		High	2462	-3.15	-41.18	≤-23.15	PASS
11N40SISO	Ant1	Low	2422	-6.43	-40.95	≤-26.43	PASS
		High	2452	-6.19	-40.97	≤-26.19	PASS

Test Graphs

11B_Ant1_Low_2412

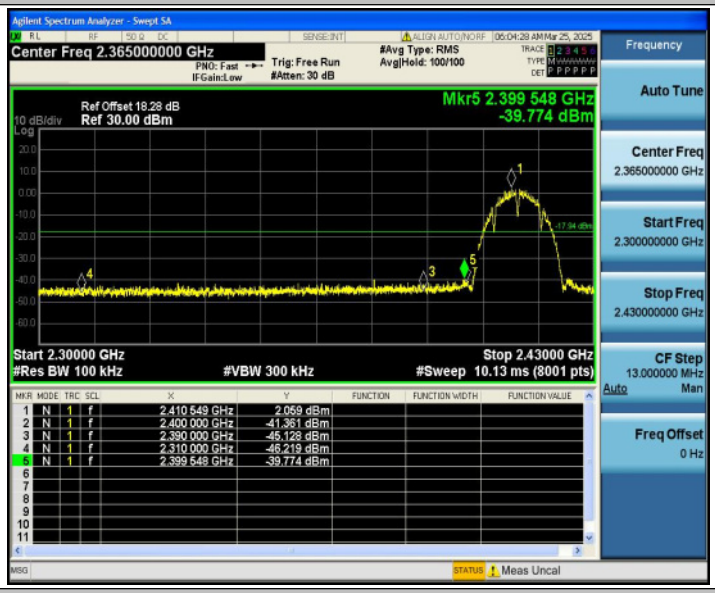

11B_Ant1_High_2462

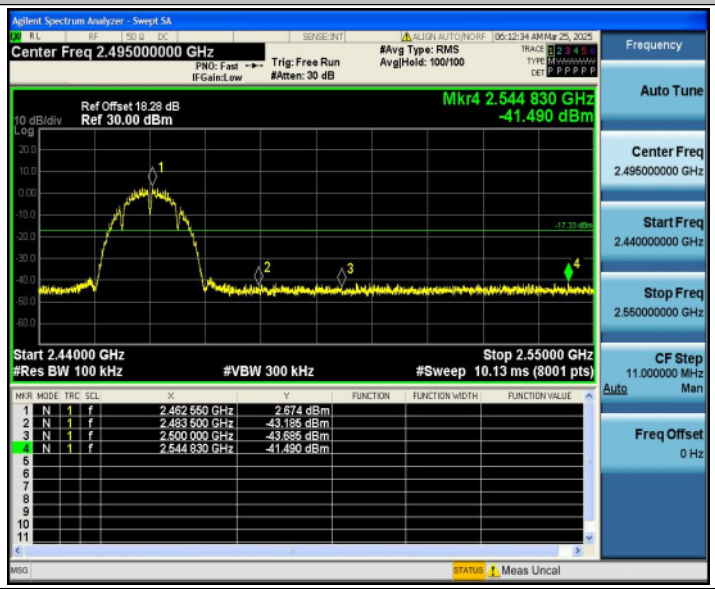

11G_Ant1_Low_2412

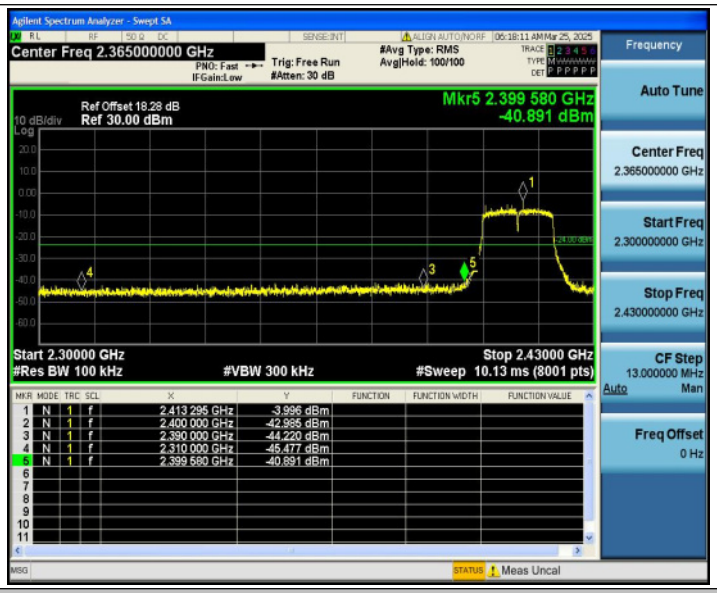

11G_Ant1_High_2462

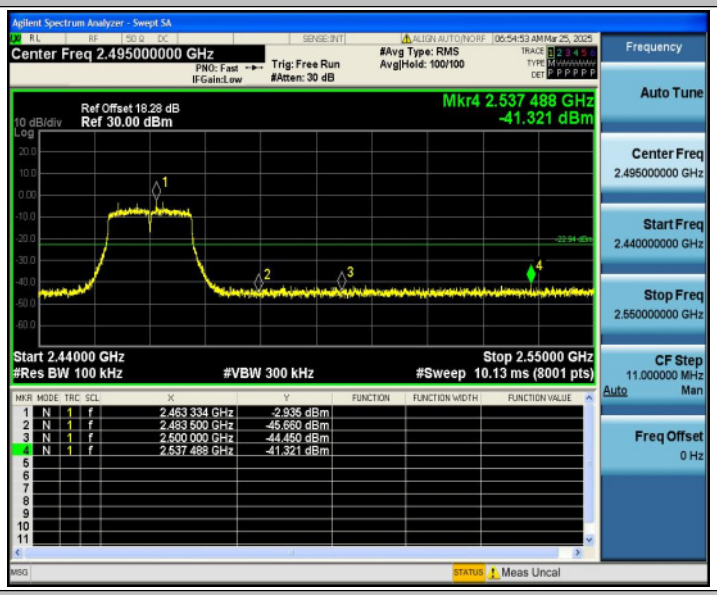

11N20SISO_Ant1_Low_2412

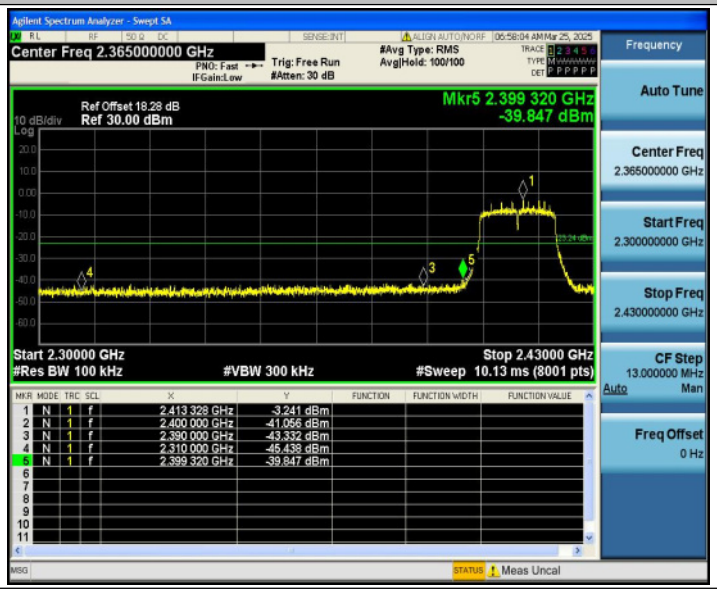

11N20SISO_Ant1_High_2462

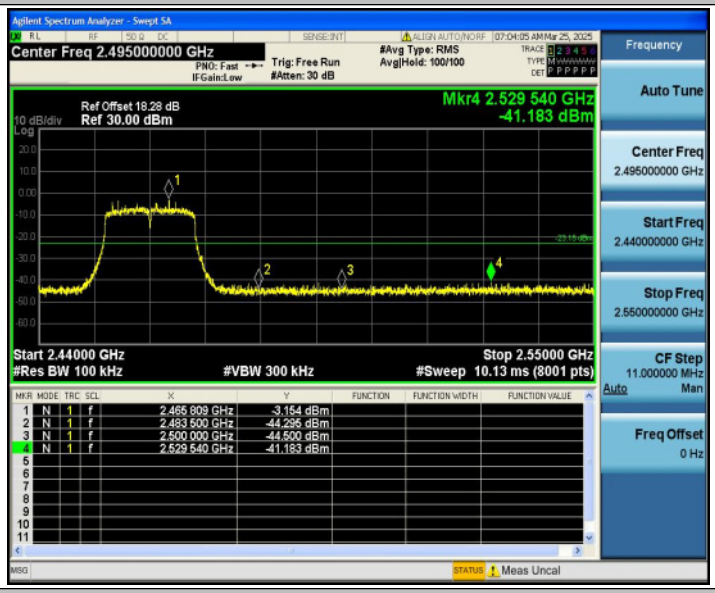

11N40SISO_Ant1_Low_2422

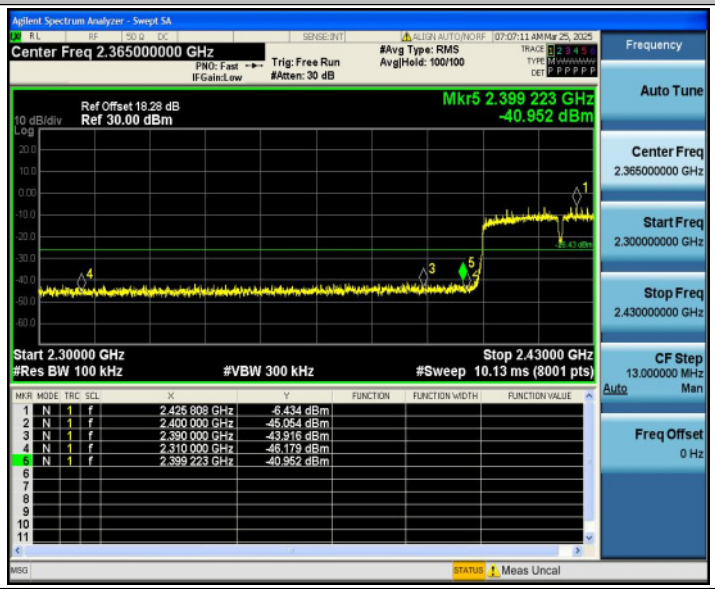

11N40SISO_Ant1_High_2452

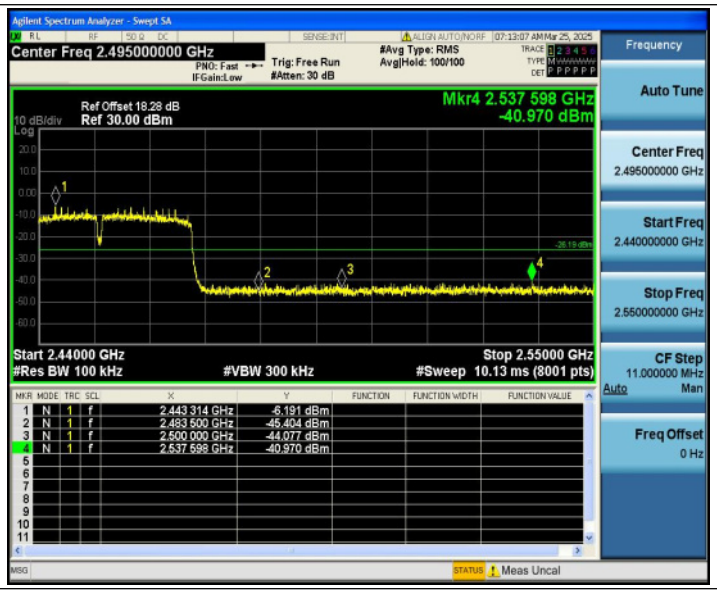
Agilent Spectrum Analyzer - Swept SA
Center Freq 2.495000000 GHz
PNO: Fast
IFGain:Low
Trig: Free Run
#Atten: 30 dB
#Avg Type: RMS
Avg|Hold: 100/100
07:13:07 AM Mar 25, 2025
Ref Offset 18.28 dB
10 dB/div
Ref 30.00 dBm
Log
Mkr4 2.537 598 GHz
-40.970 dBm
Start 2.44000 GHz
#Res BW 100 kHz
#VBW 300 kHz
Stop 2.55000 GHz
#Sweep 10.13 ms (8001 pts)
1 N 1 f 2.443 314 GHz -6.191 dBm
2 N 1 f 2.483 500 GHz -45.404 dBm
3 N 1 f 2.500 000 GHz -44.077 dBm
4 N 1 f 2.537 598 GHz -40.970 dBm
Frequency
Auto Tune
Center Freq
2.495000000 GHz
Start Freq
2.440000000 GHz
Stop Freq
2.550000000 GHz
CF Step
11.000000 MHz
Auto
Man
Freq Offset
0 Hz
Meas Uncal

Appendix F: Conducted Spurious Emission

Test Result

TestMode	Antenna	Channel	FreqRange [Mhz]	RefLevel [dBm]	Result [dBm]	Limit [dBm]	Verdict
11B	Ant1	2412	Reference	0.08	0.08	---	PASS
			30~1000	0.08	-52.17	≤-19.92	PASS
			1000~26500	0.08	-42.68	≤-19.92	PASS
		2437	Reference	1.91	1.91	---	PASS
			30~1000	1.91	-52.6	≤-18.09	PASS
			1000~26500	1.91	-42.08	≤-18.09	PASS
		2462	Reference	1.29	1.29	---	PASS
			30~1000	1.29	-53.1	≤-18.71	PASS
			1000~26500	1.29	-42.85	≤-18.71	PASS
11G	Ant1	2412	Reference	-4.63	-4.63	---	PASS
			30~1000	-4.63	-52.77	≤-24.63	PASS
			1000~26500	-4.63	-42.31	≤-24.63	PASS
		2437	Reference	-4.27	-4.27	---	PASS
			30~1000	-4.27	-52.52	≤-24.27	PASS
			1000~26500	-4.27	-42.81	≤-24.27	PASS
		2462	Reference	-3.31	-3.31	---	PASS
			30~1000	-3.31	-52.61	≤-23.31	PASS
			1000~26500	-3.31	-42.83	≤-23.31	PASS
11N20SISO	Ant1	2412	Reference	-3.25	-3.25	---	PASS
			30~1000	-3.25	-52.98	≤-23.25	PASS
			1000~26500	-3.25	-42.64	≤-23.25	PASS
		2437	Reference	-3.48	-3.48	---	PASS
			30~1000	-3.48	-52.94	≤-23.48	PASS
			1000~26500	-3.48	-42.13	≤-23.48	PASS
		2462	Reference	-6.34	-6.34	---	PASS
			30~1000	-6.34	-52.5	≤-26.34	PASS
			1000~26500	-6.34	-42.36	≤-26.34	PASS
11N40SISO	Ant1	2422	Reference	-7.78	-7.78	---	PASS
			30~1000	-7.78	-52.77	≤-27.78	PASS
			1000~26500	-7.78	-42.84	≤-27.78	PASS
		2437	Reference	-6.71	-6.71	---	PASS
			30~1000	-6.71	-52.09	≤-26.71	PASS
			1000~26500	-6.71	-43.06	≤-26.71	PASS
		2452	Reference	-8.90	-8.90	---	PASS
			30~1000	-8.90	-51.9	≤-28.9	PASS
			1000~26500	-8.90	-42.91	≤-28.9	PASS

Test Graphs

11B_Ant1_2412_0~Reference

11B_Ant1_2412_30~1000

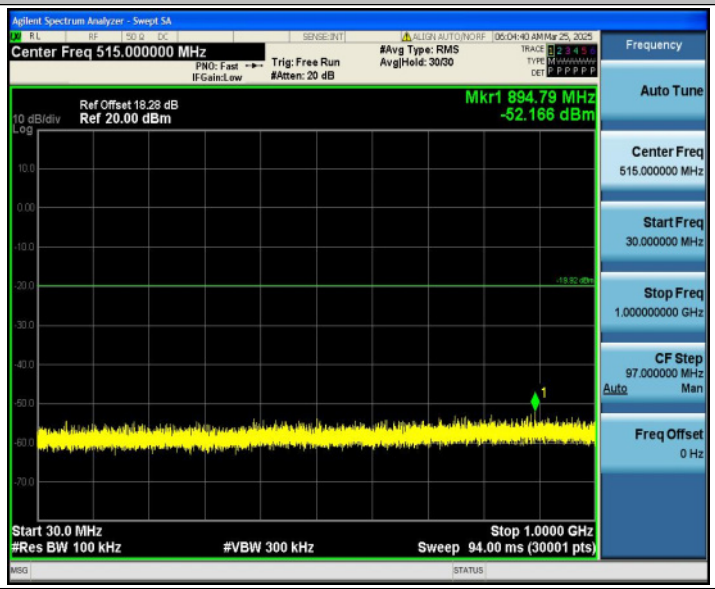

11B_Ant1_2412_1000~26500

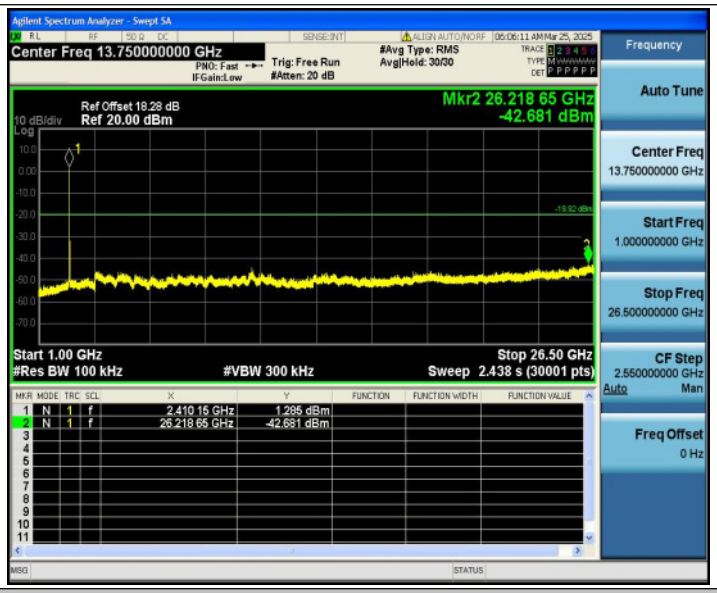

11B_Ant1_2437_0~Reference

11B_Ant1_2437_30~1000

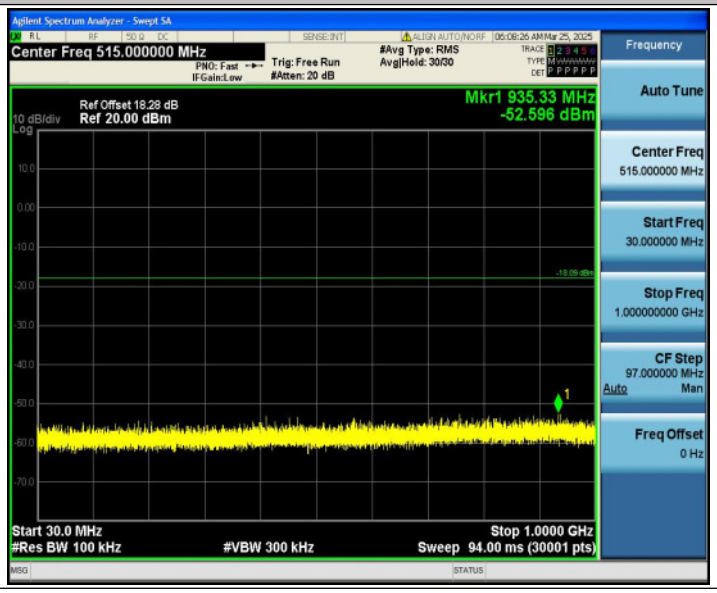

11B_Ant1_2437_1000~26500

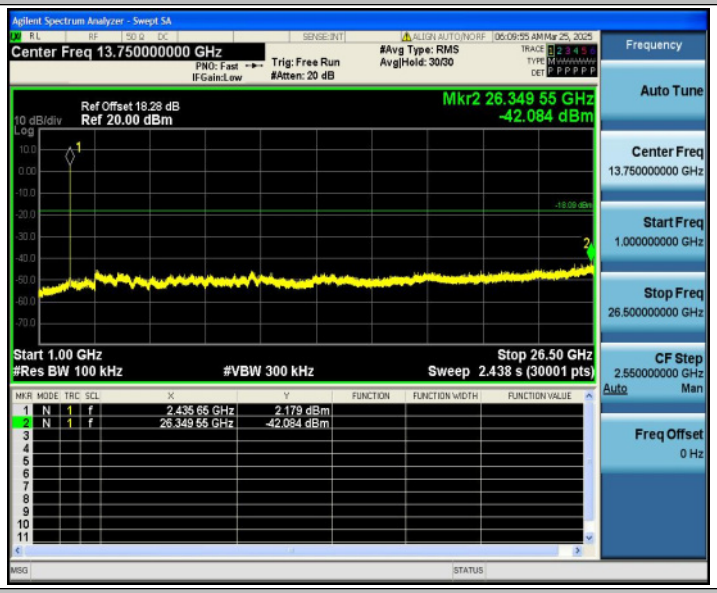

11B_Ant1_2462_0~Reference

11B_Ant1_2462_30~1000

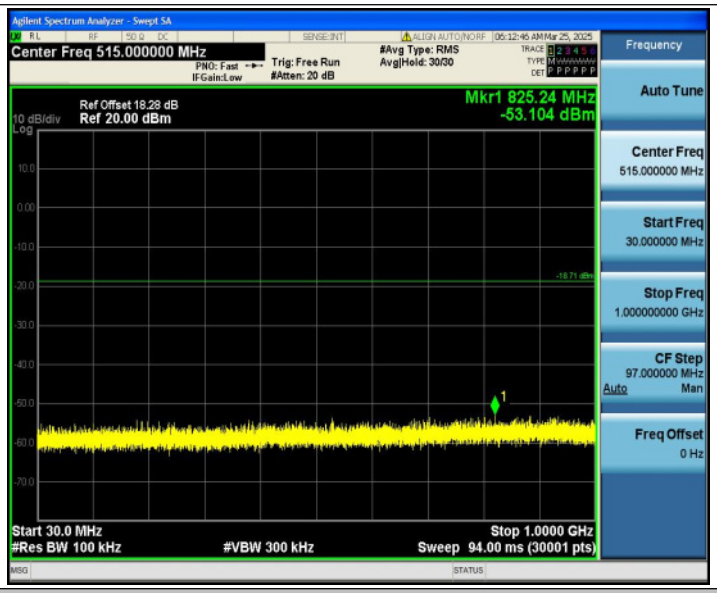

11B_Ant1_2462_1000~26500

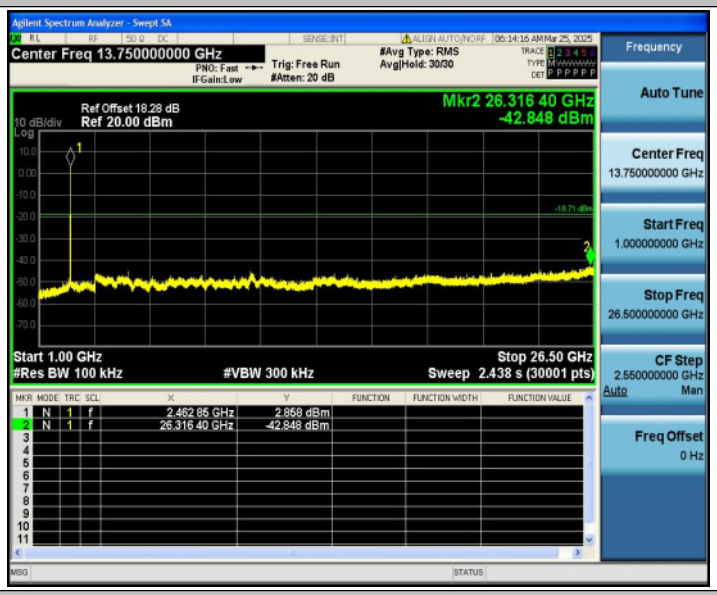

11G_Ant1_2412_0~Reference

11G_Ant1_2412_30~1000

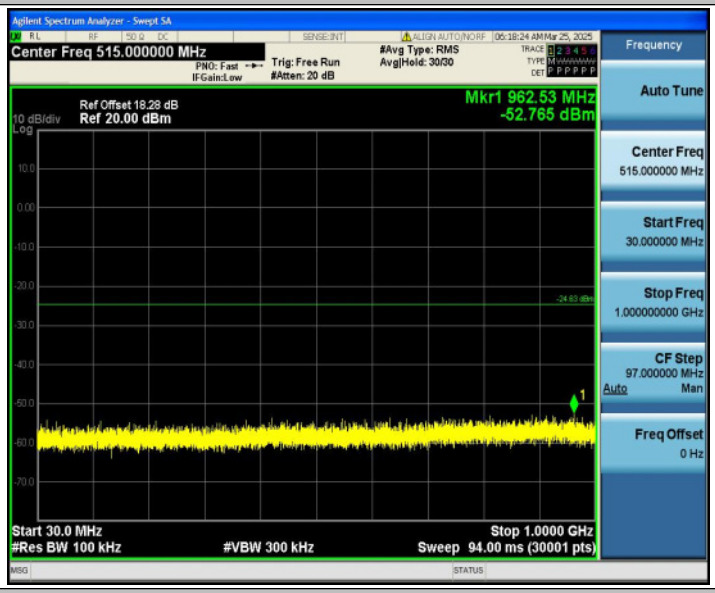

11G_Ant1_2412_1000~26500

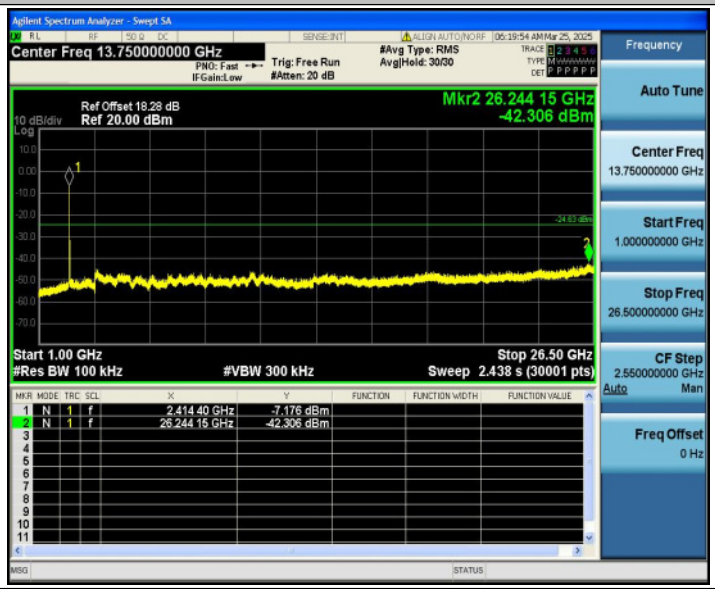

11G_Ant1_2437_0~Reference