Appendix Test Data
Applicant: Dongguan Runwei Electronics Co., Ltd
Report No. : DLE-250410007R
EUT: Bulb Camera
M/N: TV-XMC-Q09-5G-2MP
Standard: FCC PART 15 C 15.247
Test Power Supply: AC 120V/60Hz
Ambient Condition: 25 ℃, 45 %RH, 101.325 kPa
Test Date: Mar. 25, 2025 **Test Engineer:** Dimon Tan

Appendix A: DTS Bandwidth

Test Result

TestMode	Antenna	Channel	DTS BW [MHz]	FL[MHz]	FH[MHz]	Limit[MHz]	Verdict
11B	Ant1	2412	9.520	2407.520	2417.040	0.5	PASS
		2437	9.520	2432.520	2442.040	0.5	PASS
		2462	9.520	2457.520	2467.040	0.5	PASS
11G	Ant1	2412	16.280	2403.920	2420.200	0.5	PASS
		2437	16.080	2429.120	2445.200	0.5	PASS
		2462	16.280	2453.920	2470.200	0.5	PASS
11N20SISO	Ant1	2412	17.080	2403.520	2420.600	0.5	PASS
		2437	17.000	2428.520	2445.520	0.5	PASS
		2462	17.000	2453.520	2470.520	0.5	PASS
11N40SISO	Ant1	2422	35.120	2404.480	2439.600	0.5	PASS
		2437	35.120	2419.480	2454.600	0.5	PASS
		2452	35.040	2434.560	2469.600	0.5	PASS

Test Graphs

11B_Ant1_2412

11B_Ant1_2437

11B_Ant1_2462

11G_Ant1_2412

11G_Ant1_2437

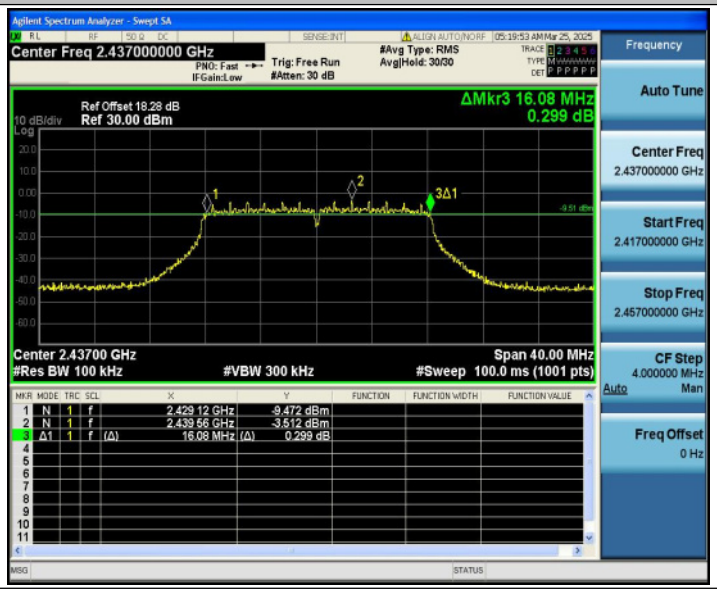

11G_Ant1_2462

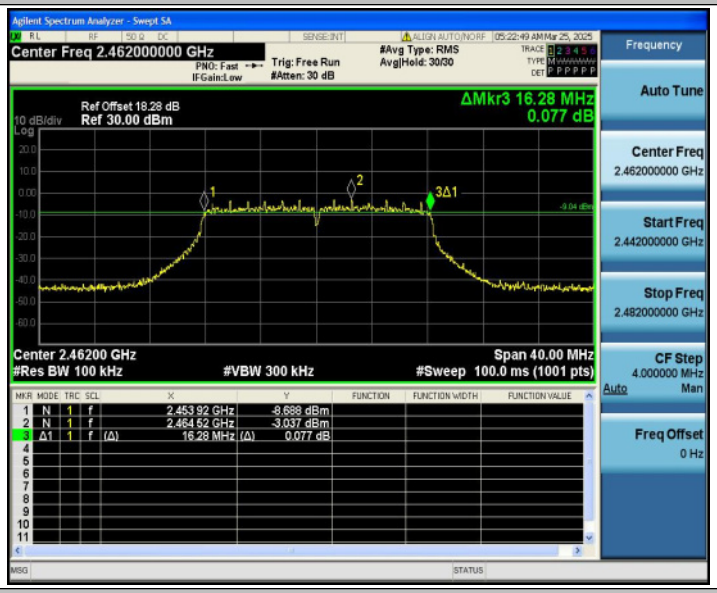

11N20SISO_Ant1_2412

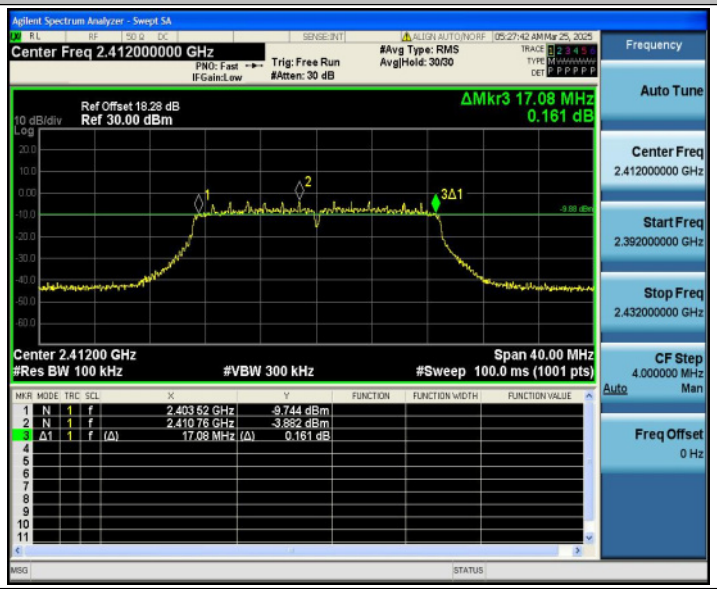

11N20SISO_Ant1_2437

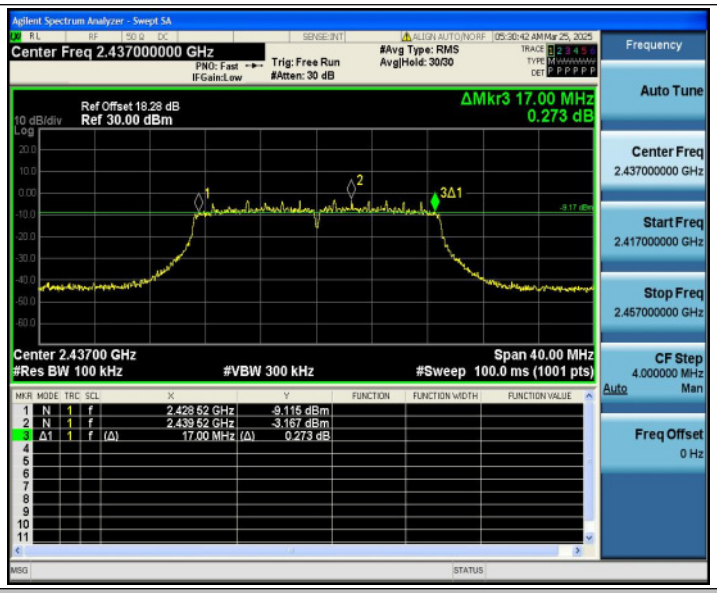

11N20SISO_Ant1_2462

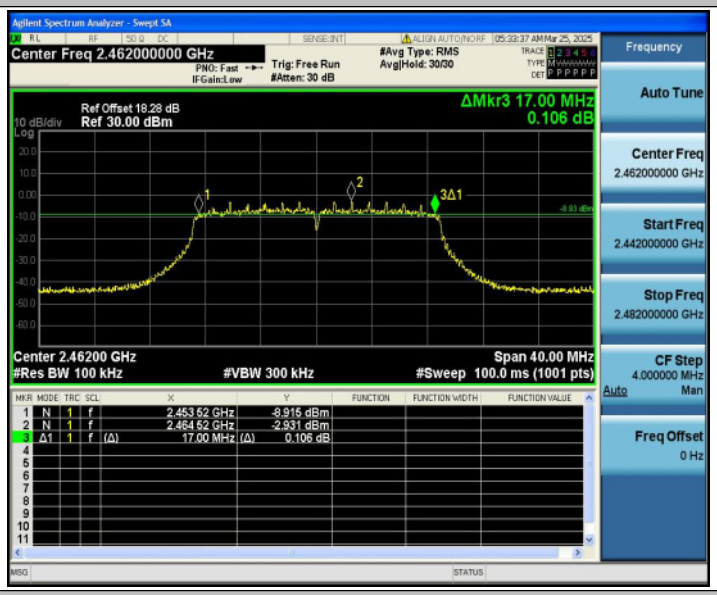

11N40SISO_Ant1_2422

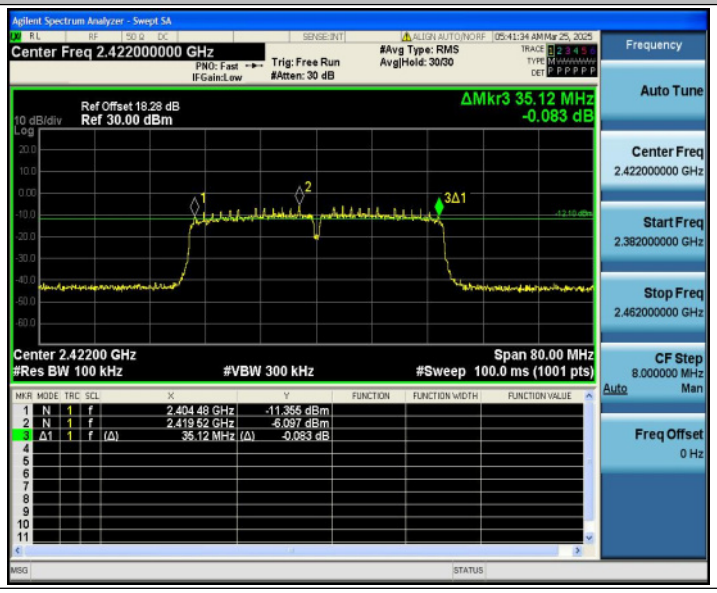

11N40SISO_Ant1_2437

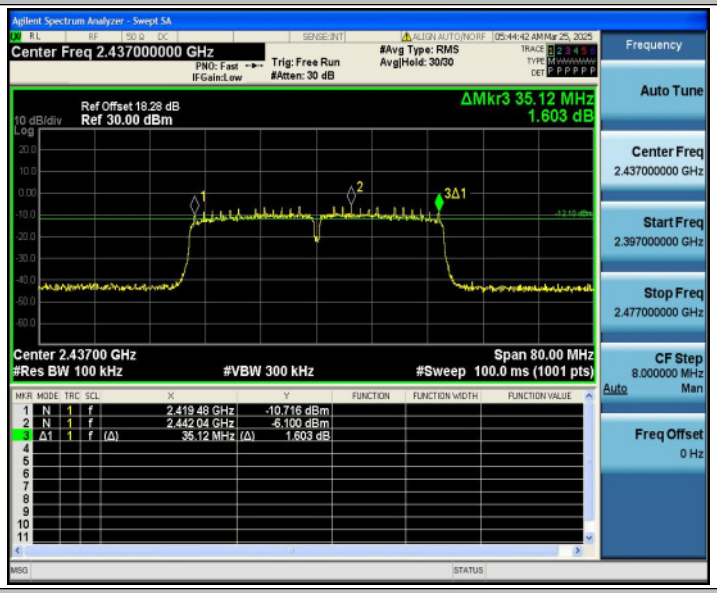

11N40SISO_Ant1_2452

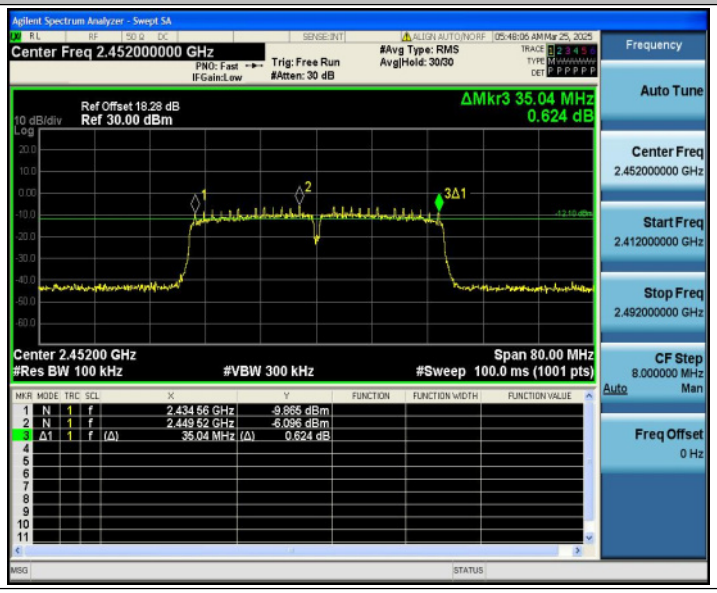

Appendix B: Occupied Channel Bandwidth

Test Result

TestMode	Antenna	Channel	OCB [MHz]	FL[MHz]	FH[MHz]	Limit[MHz]	Verdict
11B	Ant1	2412	14.491	2404.8192	2419.3102	---	---
		2437	14.474	2429.8121	2444.2861	---	---
		2462	14.488	2454.7702	2469.2582	---	---
11G	Ant1	2412	16.589	2403.7751	2420.3641	---	---
		2437	16.545	2428.8039	2445.3489	---	---
		2462	16.570	2453.7473	2470.3173	---	---
11N20SISO	Ant1	2412	17.741	2403.1733	2420.9143	---	---
		2437	17.684	2428.2066	2445.8906	---	---
		2462	17.695	2453.1881	2470.8831	---	---
11N40SISO	Ant1	2422	35.789	2404.2038	2439.9928	---	---
		2437	35.789	2419.1808	2454.9698	---	---
		2452	35.879	2434.1699	2470.0489	---	---

Test Graphs

11B_Ant1_2412

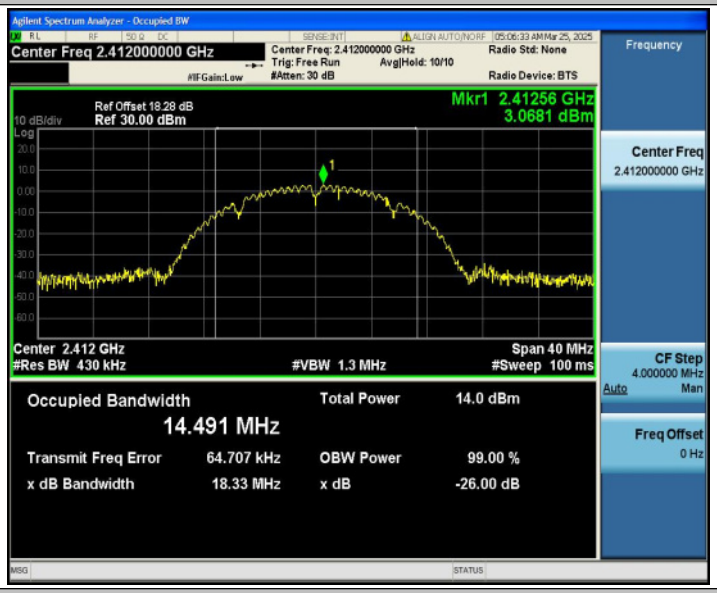

11B_Ant1_2437

11B_Ant1_2462

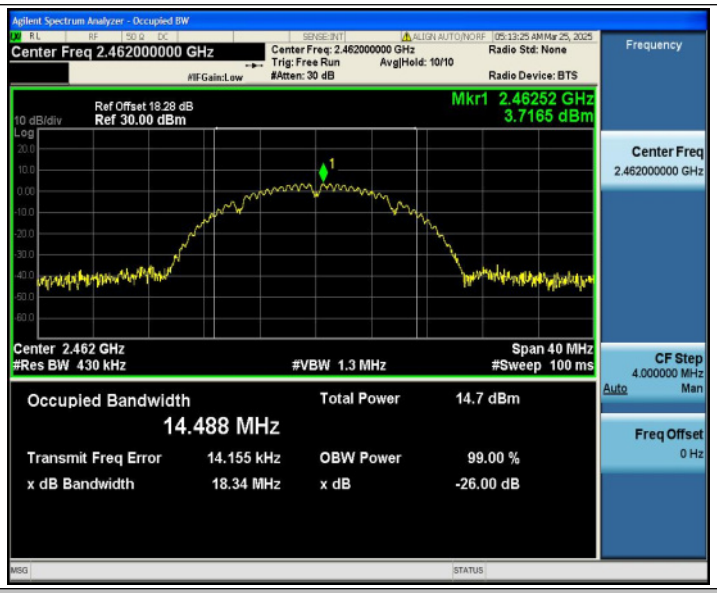

11G_Ant1_2412

11G_Ant1_2437

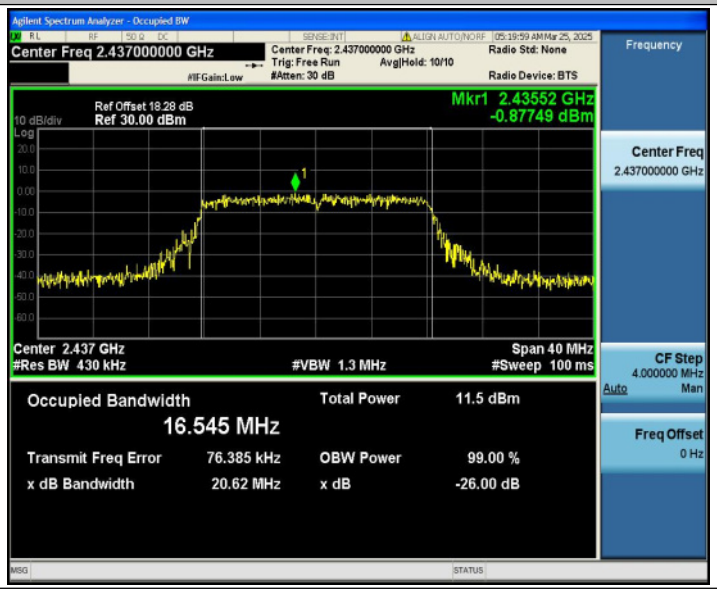

11G_Ant1_2462

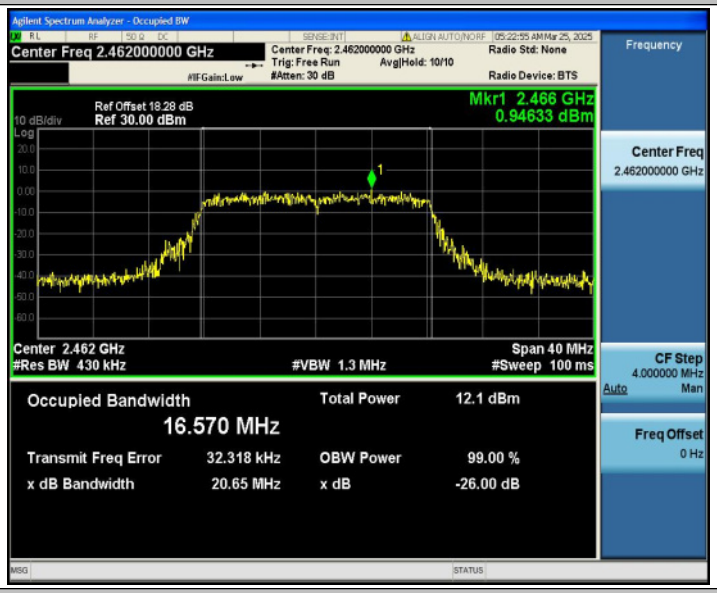

11N20SISO_Ant1_2412

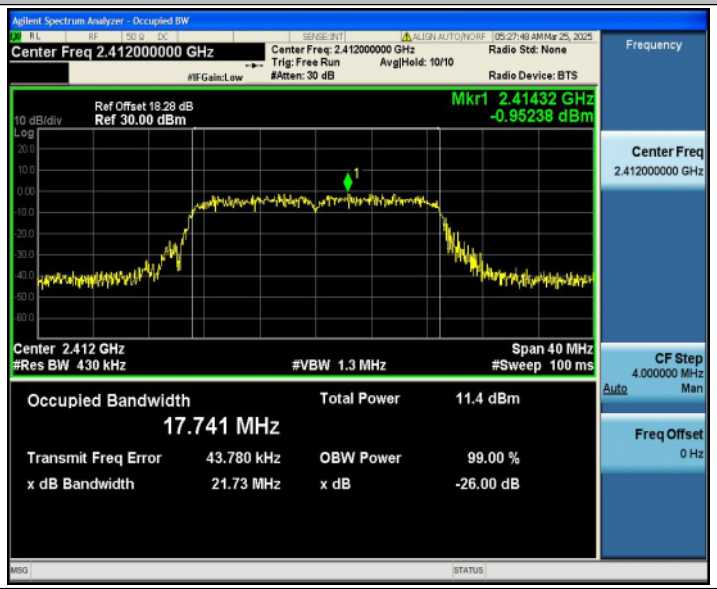

11N20SISO_Ant1_2437

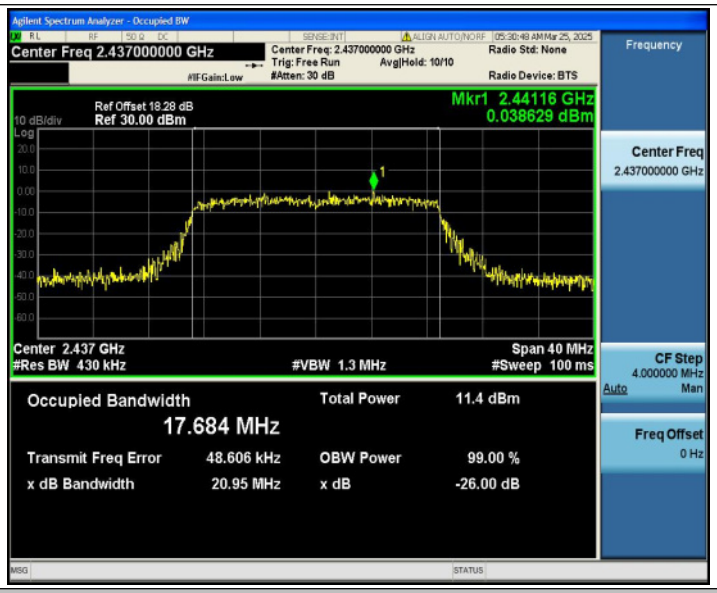

11N20SISO_Ant1_2462

11N40SISO_Ant1_2422

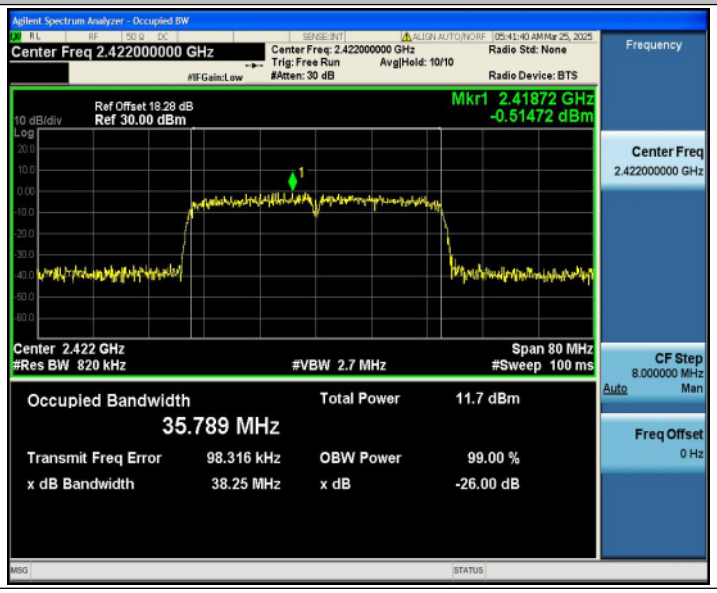

11N40SISO_Ant1_2437

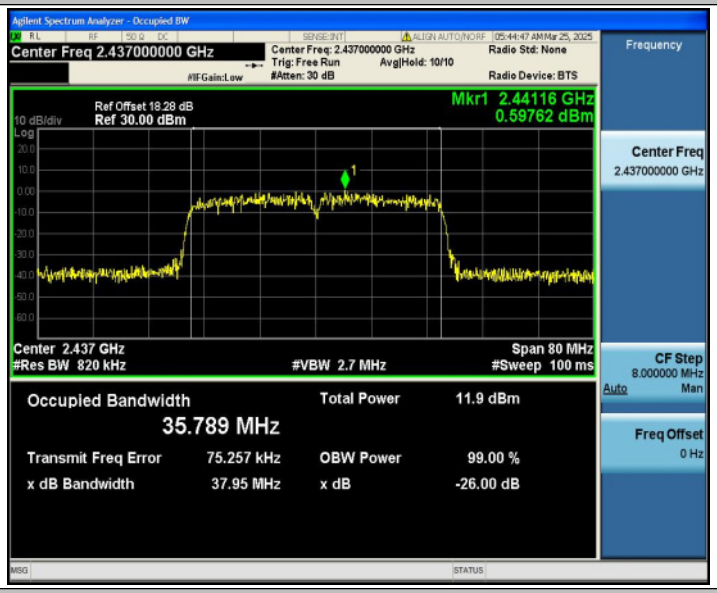

11N40SISO_Ant1_2452

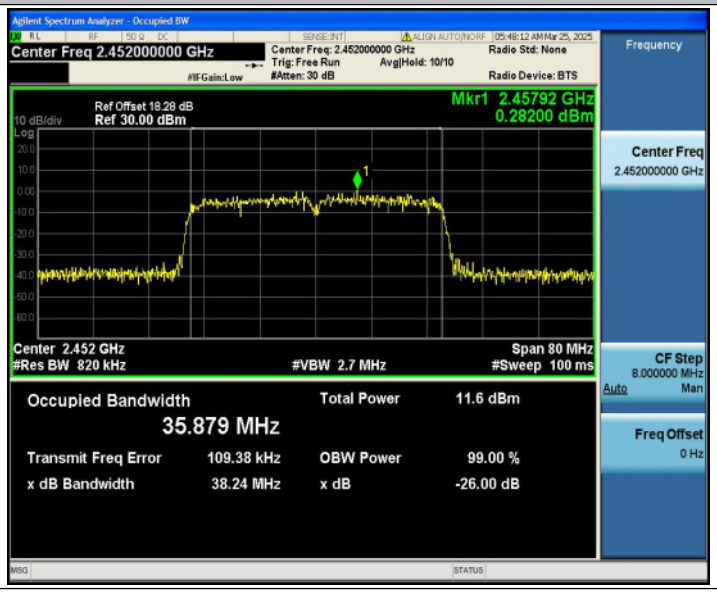

Appendix C: Maximum conducted output power

Test Result Peak

TestMode	Antenna	Channel	Set Power	Peak Powert[dBm]	Conducted Limit[dBm]	Verdict
11B	Ant1	2412	---	14.25	≤30.00	PASS
		2437	---	14.67	≤30.00	PASS
		2462	---	14.92	≤30.00	PASS
11G	Ant1	2412	---	15.51	≤30.00	PASS
		2437	---	15.66	≤30.00	PASS
		2462	---	16.22	≤30.00	PASS
11N20SISO	Ant1	2412	---	15.58	≤30.00	PASS
		2437	---	15.91	≤30.00	PASS
		2462	---	16.27	≤30.00	PASS
11N40SISO	Ant1	2422	---	15.89	≤30.00	PASS
		2437	---	15.91	≤30.00	PASS
		2452	---	15.77	≤30.00	PASS

Appendix D: Maximum power spectral density

Test Result

TestMode	Antenna	Channel	Result[dBm/3-100kHz]	Limit[dBm/3kHz]	Verdict
11B	Ant1	2412	-10.46	≤8.00	PASS
		2437	-9.95	≤8.00	PASS
		2462	-8.48	≤8.00	PASS
11G	Ant1	2412	-16.24	≤8.00	PASS
		2437	-16.49	≤8.00	PASS
		2462	-14.99	≤8.00	PASS
11N20SISO	Ant1	2412	-16.58	≤8.00	PASS
		2437	-15.81	≤8.00	PASS
		2462	-15.68	≤8.00	PASS
11N40SISO	Ant1	2422	-19.27	≤8.00	PASS
		2437	-18.96	≤8.00	PASS
		2452	-17.71	≤8.00	PASS

Test Graphs

11B_Ant1_2412

11B_Ant1_2437

11B_Ant1_2462

11G_Ant1_2412

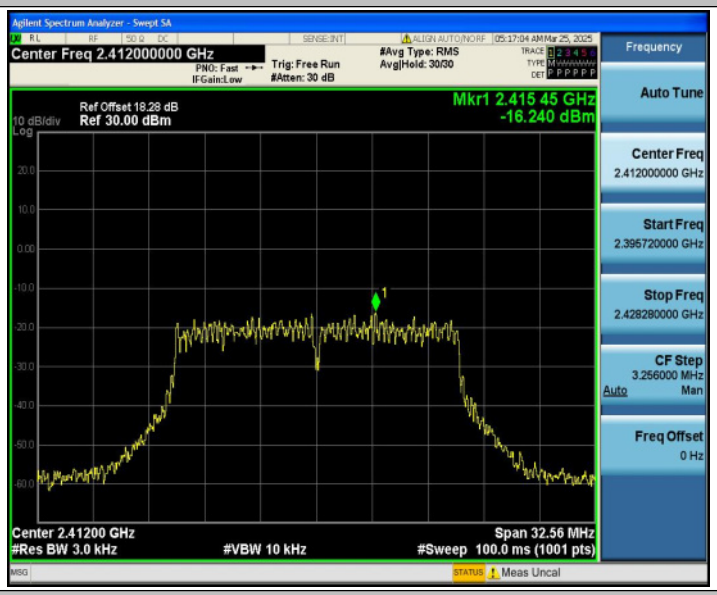

11G_Ant1_2437

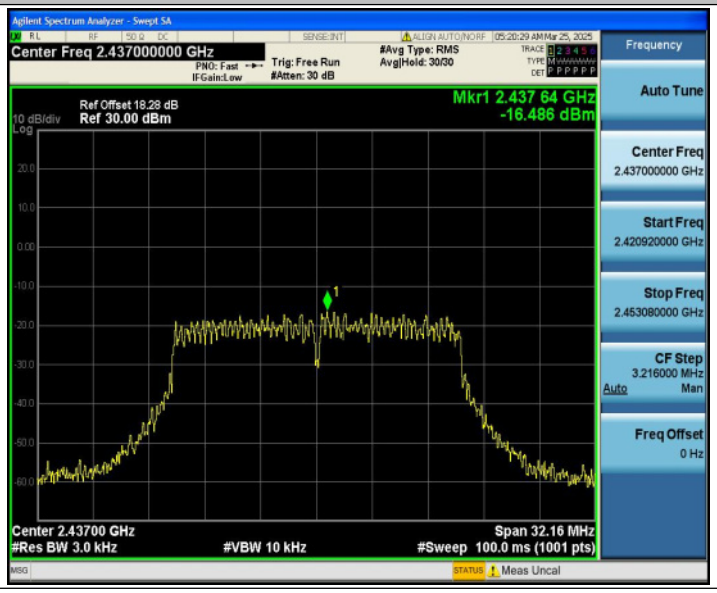

11G_Ant1_2462

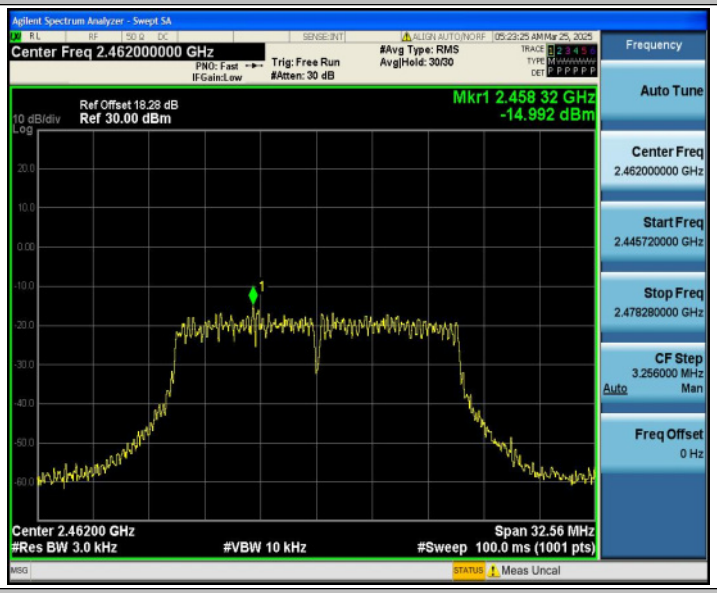

11N20SISO_Ant1_2412

11N20SISO_Ant1_2437

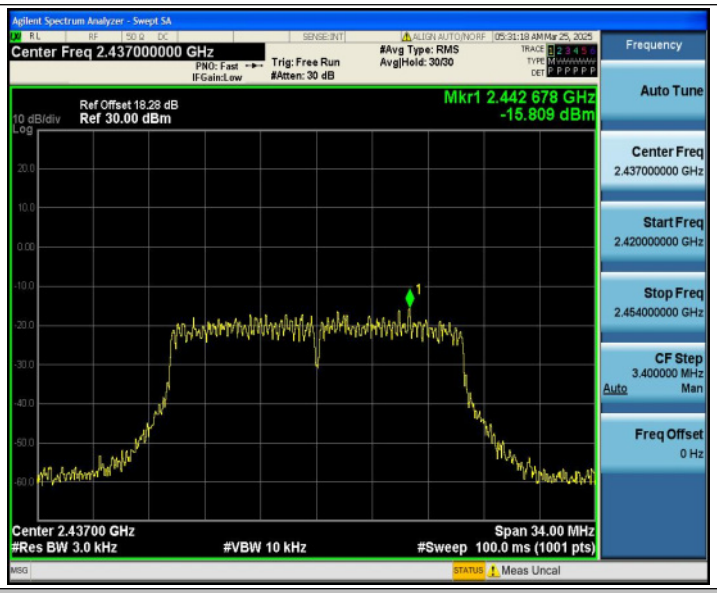

11N20SISO_Ant1_2462

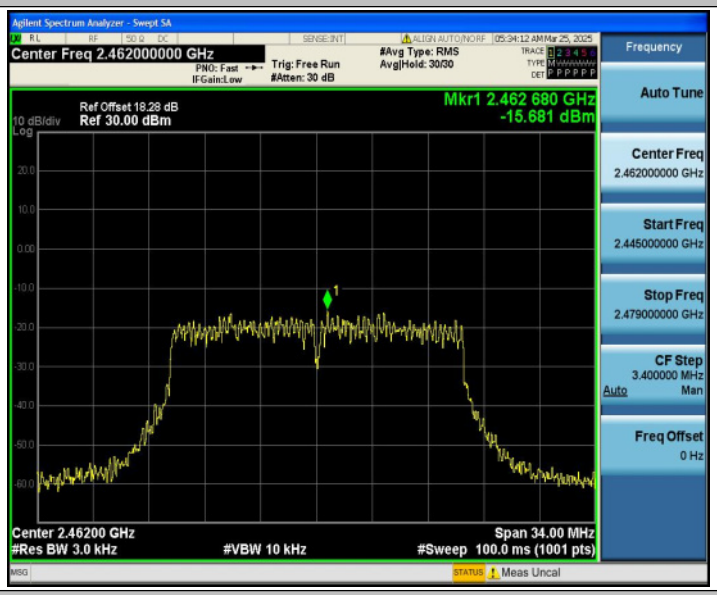

11N40SISO_Ant1_2422

11N40SISO_Ant1_2437

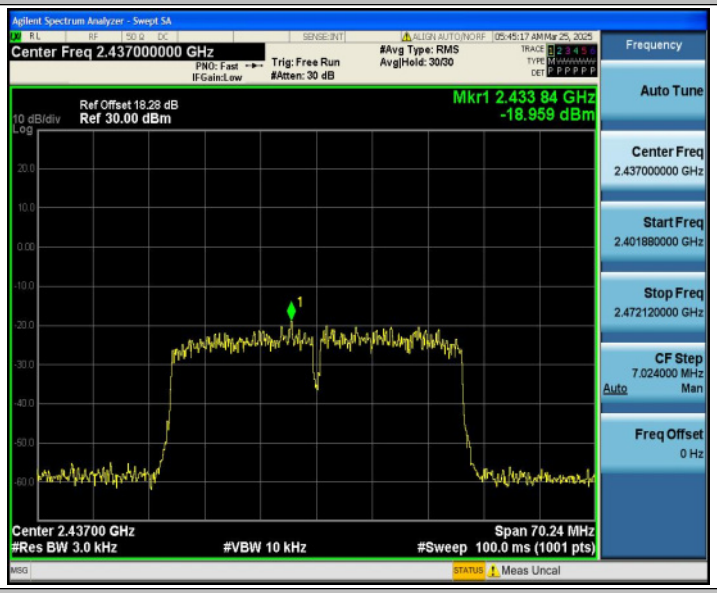

11N40SISO_Ant1_2452

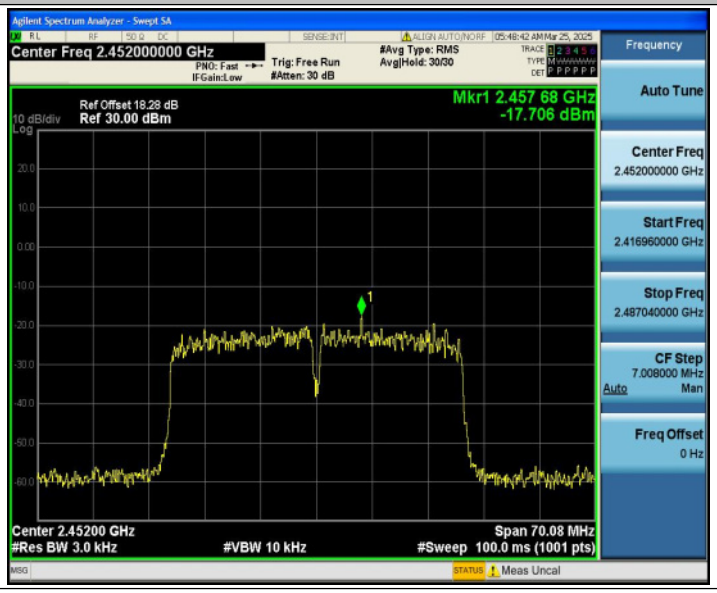

Appendix E: Band edge measurements

Test Result

TestMode	Antenna	ChName	Channel	RefLevel[dBm]	Result[dBm]	Limit[dBm]	Verdict
11B	Ant1	Low	2412	2.48	-39.6	≤-17.52	PASS
		High	2462	2.96	-40.95	≤-17.04	PASS
11G	Ant1	Low	2412	-4.11	-40.29	≤-24.11	PASS
		High	2462	-2.72	-41.5	≤-22.72	PASS
11N20SISO	Ant1	Low	2412	-3.34	-39.99	≤-23.34	PASS
		High	2462	-2.75	-41.04	≤-22.75	PASS
11N40SISO	Ant1	Low	2422	-5.85	-41.25	≤-25.85	PASS
		High	2452	-5.76	-40.65	≤-25.76	PASS

Test Graphs

11B_Ant1_Low_2412

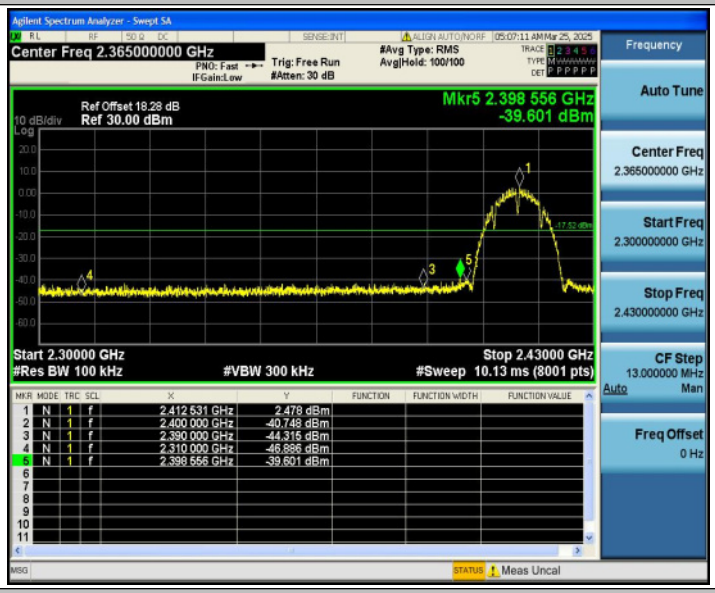

11B_Ant1_High_2462

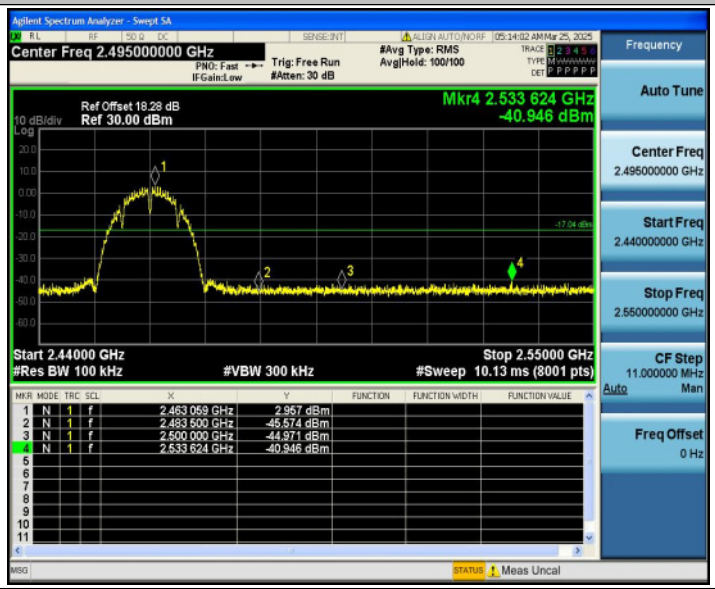

11G_Ant1_Low_2412

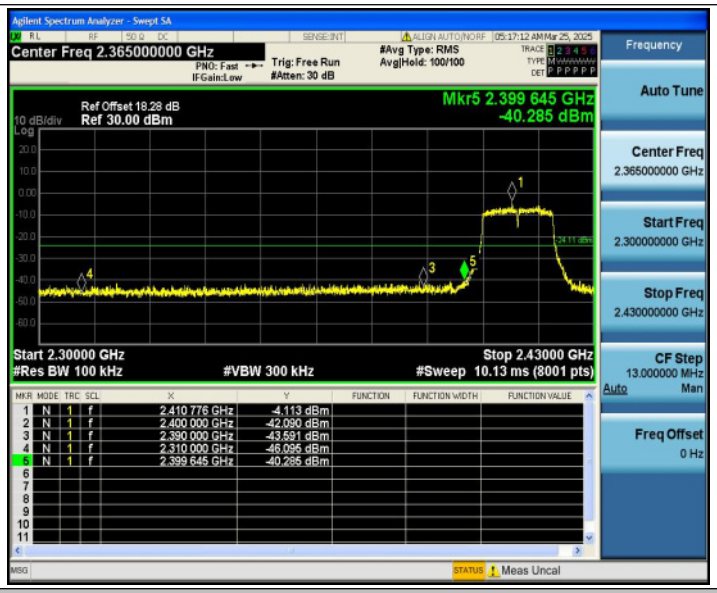

11G_Ant1_High_2462

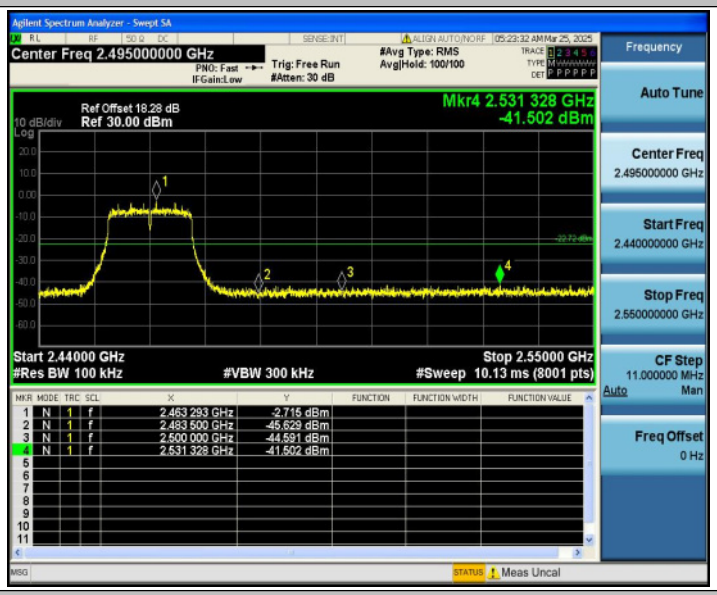

11N20SISO_Ant1_Low_2412

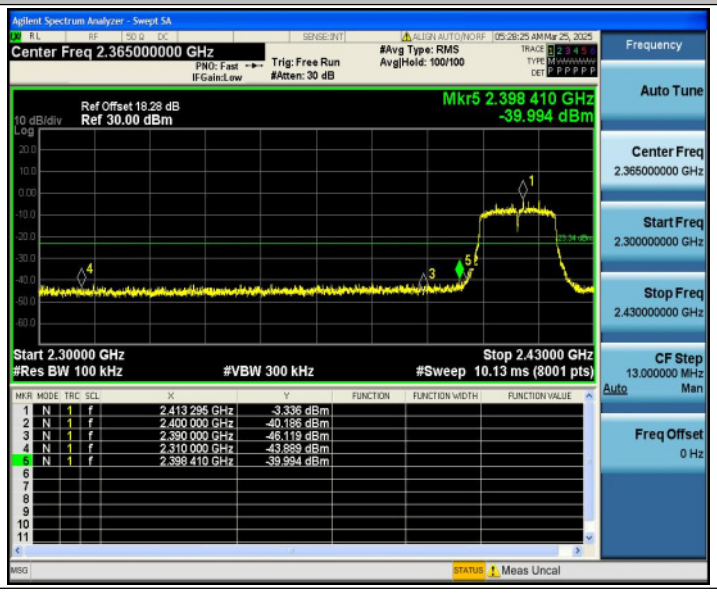

11N20SISO_Ant1_High_2462

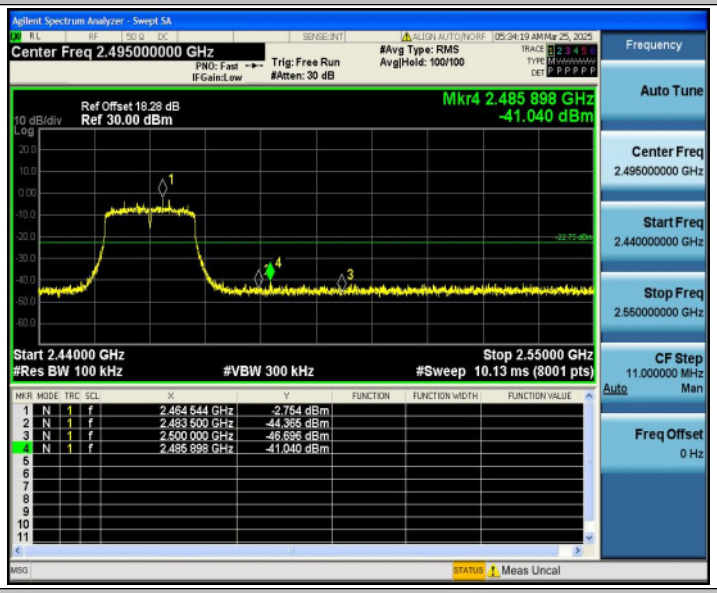

11N40SISO_Ant1_Low_2422

11N40SISO_Ant1_High_2452

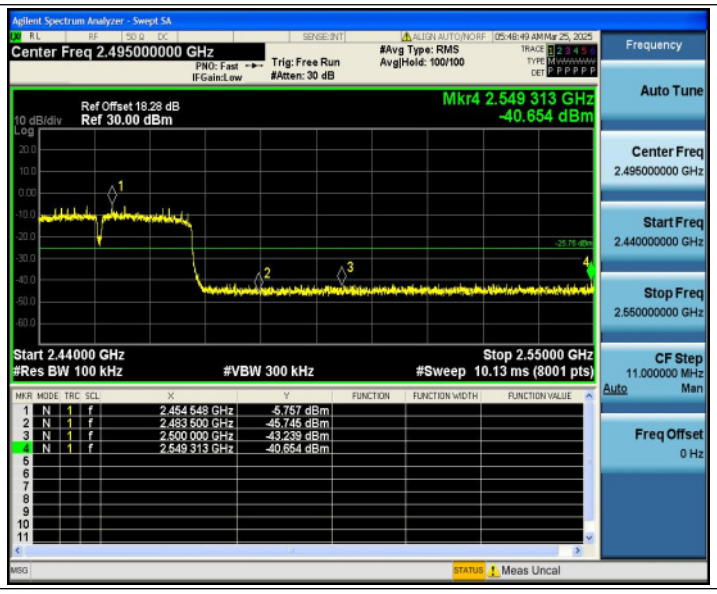
Agilent Spectrum Analyzer - Swept SA
Center Freq 2.495000000 GHz
PNO: Fast
IFGain:Low
Trig: Free Run
#Atten: 30 dB
#Avg Type: RMS
Avg|Hold: 100/100
05:48:49 AM Mar 25, 2025
Frequency
Auto Tune
Center Freq
2.495000000 GHz
Start Freq
2.440000000 GHz
Stop Freq
2.550000000 GHz
CF Step
11.000000 MHz
Auto
Man
Freq Offset
0 Hz
Ref Offset 18.28 dB
10 dB/div
Ref 30.00 dBm
Log
Mkr4 2.549 313 GHz
-40.654 dBm
Start 2.44000 GHz
#Res BW 100 kHz
#VBW 300 kHz
Stop 2.55000 GHz
#Sweep 10.13 ms (8001 pts)
MKR MODE TRC SCL X Y FUNCTION FUNCTION WIDTH FUNCTION VALUE
1 N 1 f 2.454 548 GHz -5.757 dBm
2 N 1 f 2.483 500 GHz -45.745 dBm
3 N 1 f 2.500 000 GHz -43.239 dBm
4 N 1 f 2.549 313 GHz -40.654 dBm
MSG
STATUS
Meas Uncal

Appendix F: Conducted Spurious Emission

Test Result

TestMode	Antenna	Channel	FreqRange [Mhz]	RefLevel [dBm]	Result [dBm]	Limit [dBm]	Verdict
11B	Ant1	2412	Reference	0.97	0.97	---	PASS
			30~1000	0.97	-52.11	≤-19.03	PASS
			1000~26500	0.97	-41.88	≤-19.03	PASS
		2437	Reference	1.88	1.88	---	PASS
			30~1000	1.88	-52.22	≤-18.12	PASS
			1000~26500	1.88	-42.64	≤-18.12	PASS
		2462	Reference	1.88	1.88	---	PASS
			30~1000	1.88	-52.23	≤-18.12	PASS
			1000~26500	1.88	-43.06	≤-18.12	PASS
11G	Ant1	2412	Reference	-7.33	-7.33	---	PASS
			30~1000	-7.33	-52.89	≤-27.33	PASS
			1000~26500	-7.33	-42.99	≤-27.33	PASS
		2437	Reference	-6.65	-6.65	---	PASS
			30~1000	-6.65	-52.89	≤-26.65	PASS
			1000~26500	-6.65	-42.49	≤-26.65	PASS
		2462	Reference	-6.33	-6.33	---	PASS
			30~1000	-6.33	-51.99	≤-26.33	PASS
			1000~26500	-6.33	-41.8	≤-26.33	PASS
11N20SISO	Ant1	2412	Reference	-4.63	-4.63	---	PASS
			30~1000	-4.63	-51.98	≤-24.63	PASS
			1000~26500	-4.63	-42.42	≤-24.63	PASS
		2437	Reference	-3.87	-3.87	---	PASS
			30~1000	-3.87	-52.69	≤-23.87	PASS
			1000~26500	-3.87	-42.54	≤-23.87	PASS
		2462	Reference	-2.64	-2.64	---	PASS
			30~1000	-2.64	-52.34	≤-22.64	PASS
			1000~26500	-2.64	-42.51	≤-22.64	PASS
11N40SISO	Ant1	2422	Reference	-7.08	-7.08	---	PASS
			30~1000	-7.08	-52.22	≤-27.08	PASS
			1000~26500	-7.08	-42.7	≤-27.08	PASS
		2437	Reference	-6.65	-6.65	---	PASS
			30~1000	-6.65	-52.76	≤-26.65	PASS
			1000~26500	-6.65	-42.61	≤-26.65	PASS
		2452	Reference	-7.41	-7.41	---	PASS
			30~1000	-7.41	-52.68	≤-27.41	PASS
			1000~26500	-7.41	-42.36	≤-27.41	PASS

Test Graphs

11B_Ant1_2412_0~Reference

11B_Ant1_2412_30~1000

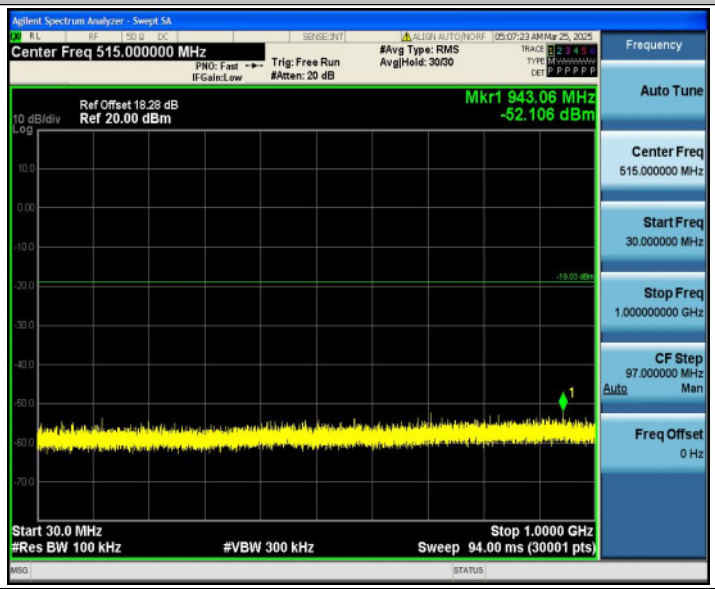

11B_Ant1_2412_1000~26500

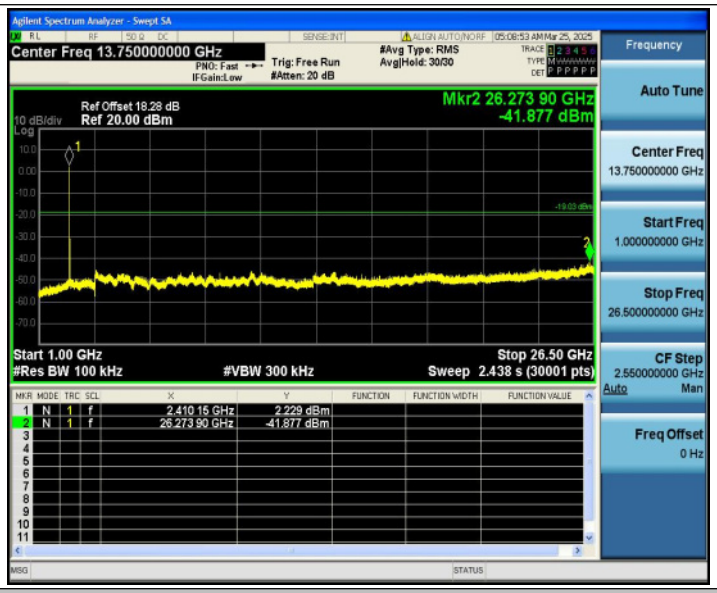

11B_Ant1_2437_0~Reference

11B_Ant1_2437_30~1000

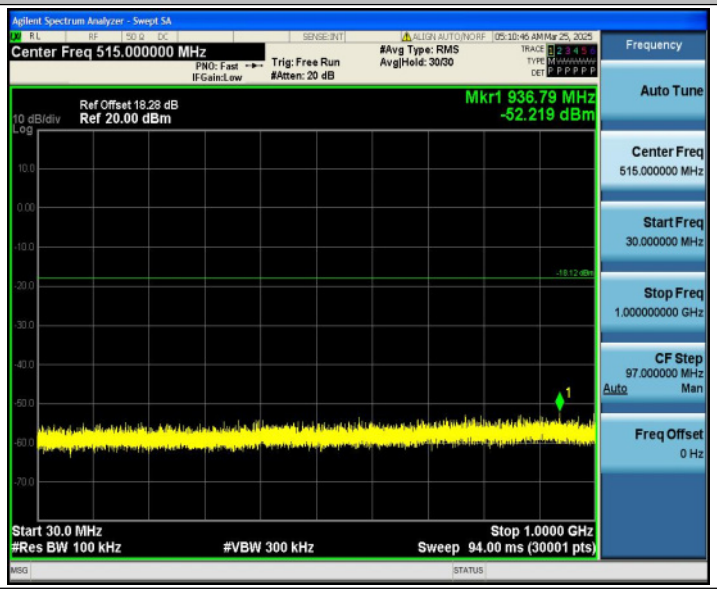

11B_Ant1_2437_1000~26500

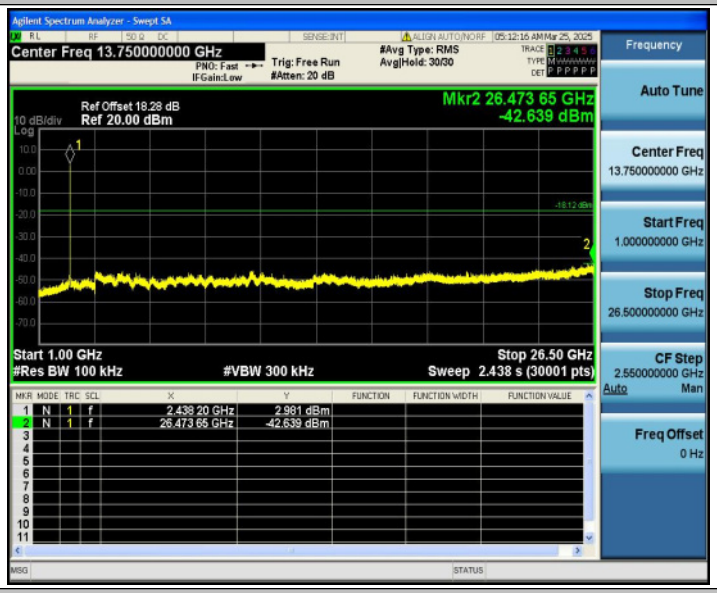

11B_Ant1_2462_0~Reference

11B_Ant1_2462_30~1000

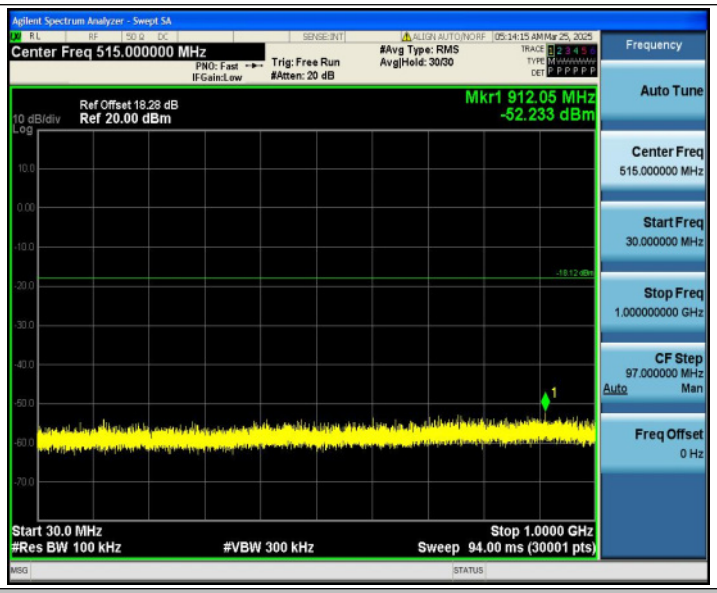

11B_Ant1_2462_1000~26500

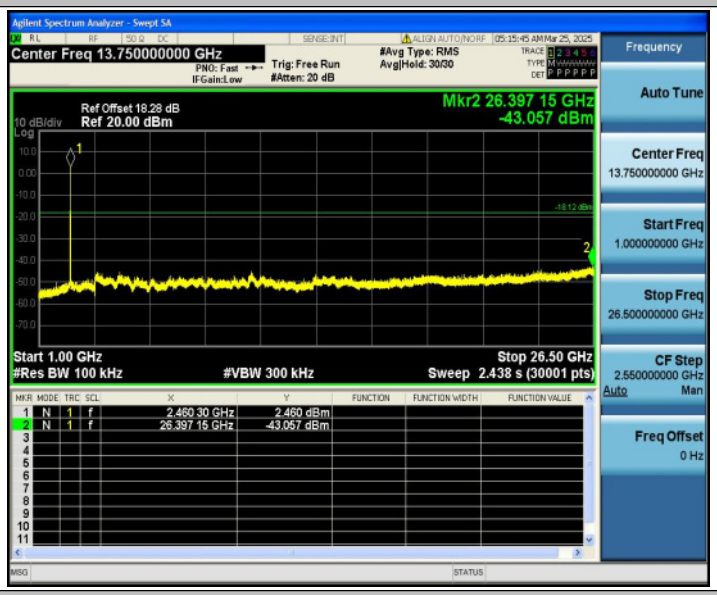

11G_Ant1_2412_0~Reference

11G_Ant1_2412_30~1000

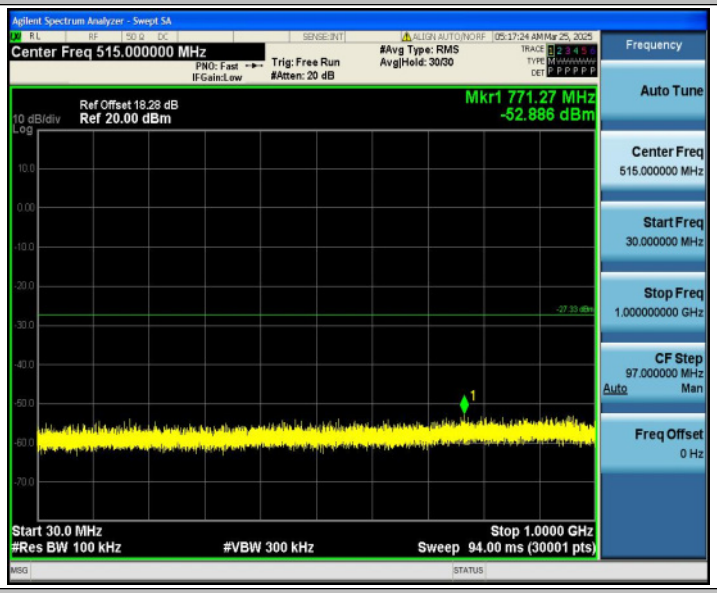

11G_Ant1_2412_1000~26500

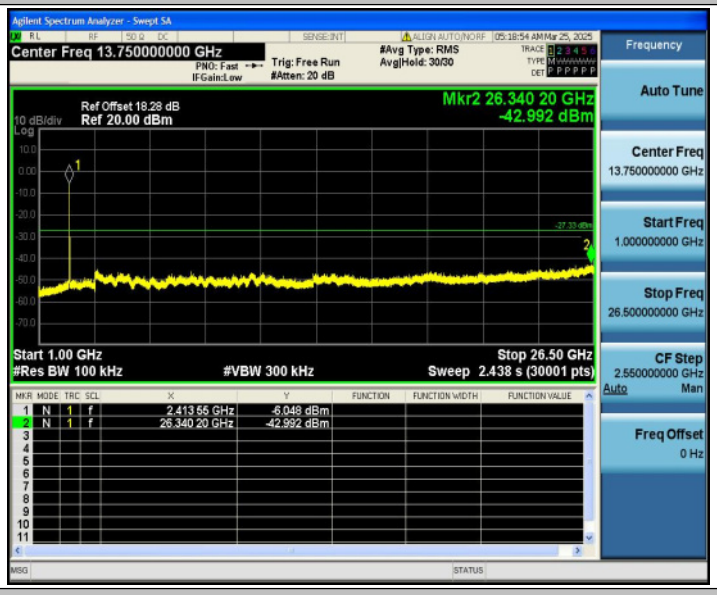

11G_Ant1_2437_0~Reference