Appendix A: DTS Bandwidth

Test Result

TestMode	Antenna	Freq(MHz)	DTS BW [MHz]	FL[MHz]	FH[MHz]	Limit[MHz]	Verdict
BLE_1M	Ant1	2402	0.692	2401.612	2402.304	≥0.5	PASS
		2440	0.732	2439.580	2440.312	≥0.5	PASS
		2480	0.688	2479.604	2480.292	≥0.5	PASS
BLE_2M	Ant1	2402	1.364	2401.268	2402.632	≥0.5	PASS
		2440	1.132	2439.396	2440.528	≥0.5	PASS
		2480	1.136	2479.400	2480.536	≥0.5	PASS

Test Graphs

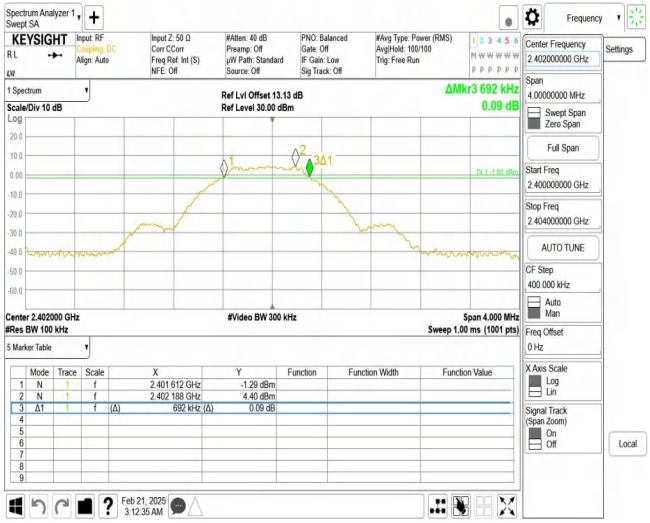

BLE_1M_Ant1_2402

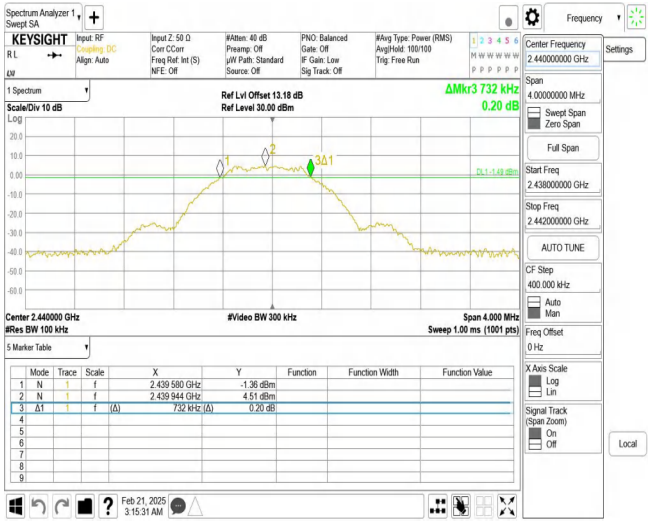

BLE_1M_Ant1_2440

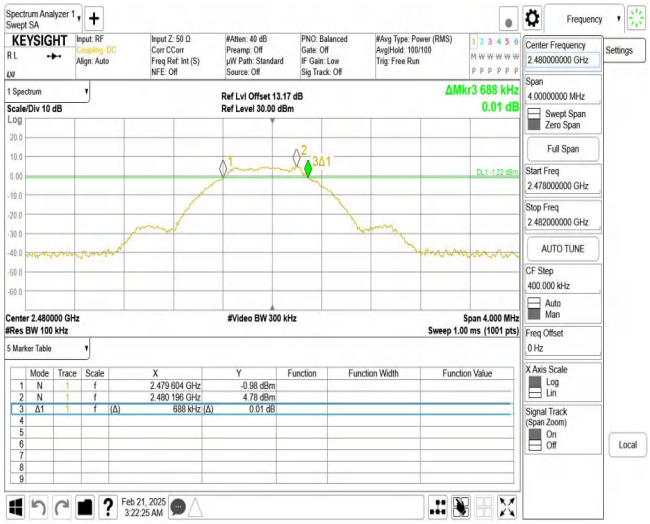

BLE_1M_Ant1_2480

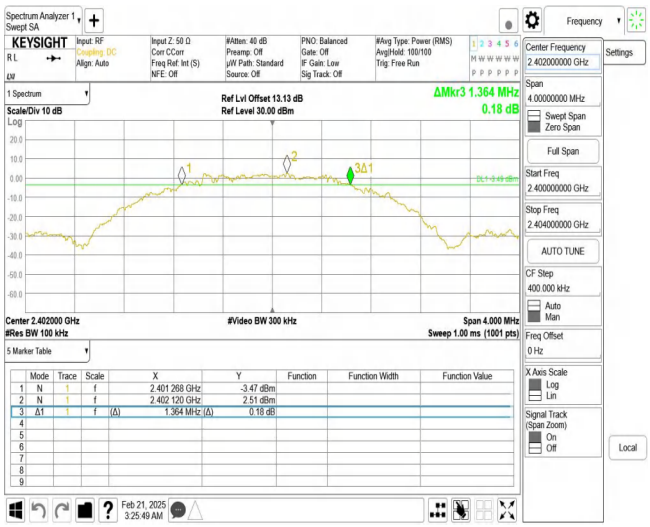

BLE_2M_Ant1_2402

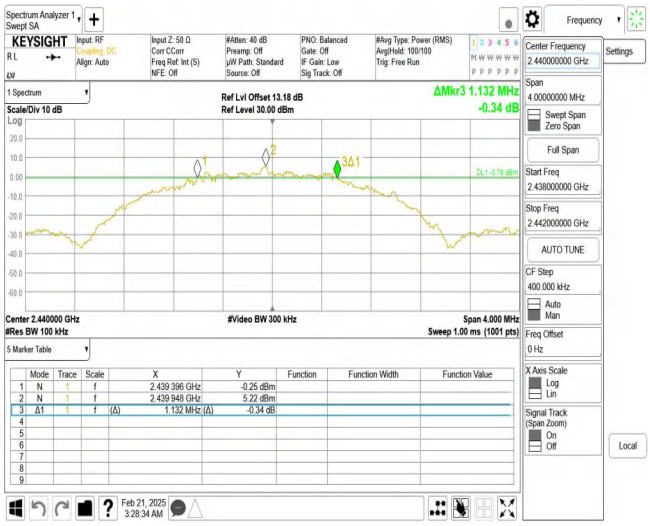

BLE_2M_Ant1_2440

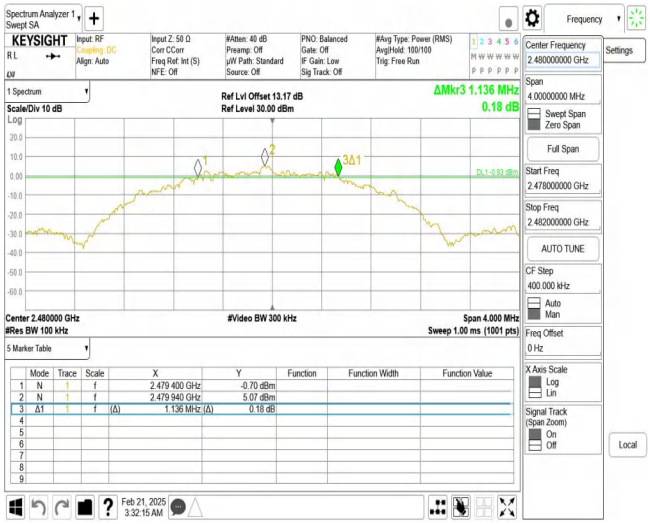

BLE_2M_Ant1_2480

Appendix B: Occupied Channel Bandwidth

Test Result

TestMode	Antenna	Freq(MHz)	OCB [MHz]	FL[MHz]	FH[MHz]	Limit[MHz]	Verdict
BLE_1M	Ant1	2402	1.0407	2401.4363	2402.4770	---	---
		2440	1.0433	2439.4351	2440.4784	---	---
		2480	1.0412	2479.4361	2480.4773	---	---
BLE_2M	Ant1	2402	2.0623	2400.9335	2402.9958	---	---
		2440	2.0623	2438.9335	2440.9958	---	---
		2480	2.0812	2478.9258	2481.0070	---	---

Test Graphs

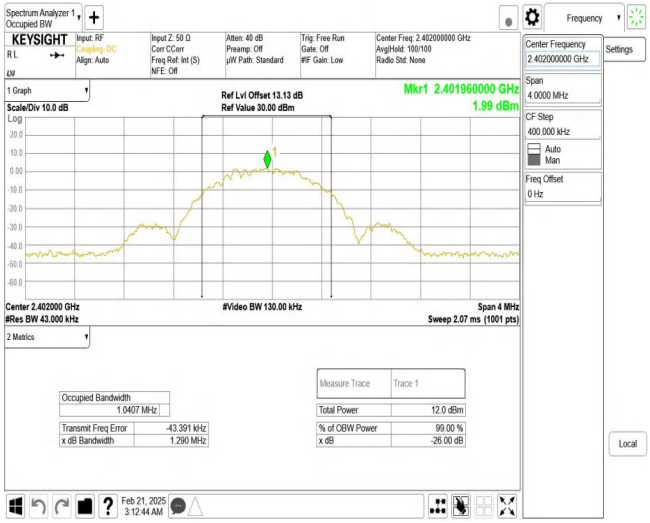

BLE_1M_Ant1_2402

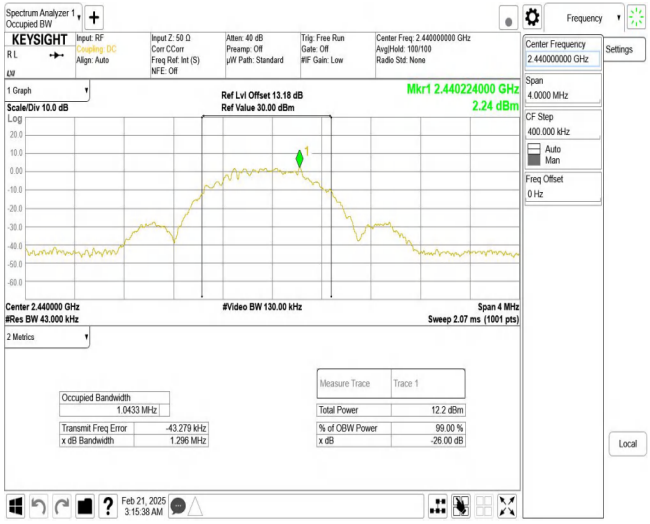

BLE_1M_Ant1_2440

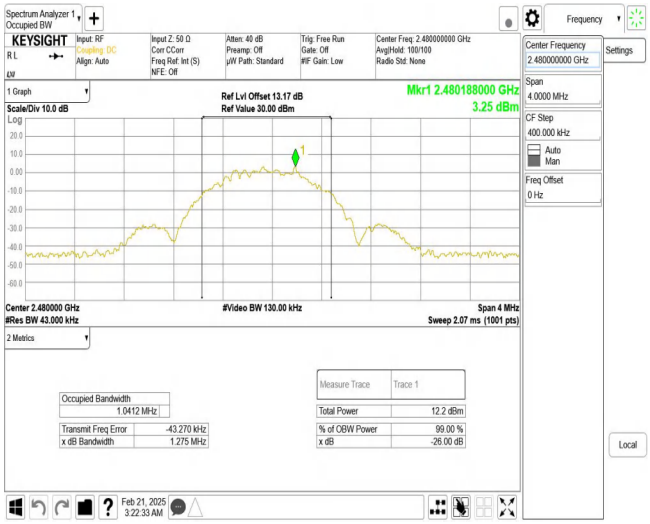

BLE_1M_Ant1_2480

BLE_2M_Ant1_2402

BLE_2M_Ant1_2440

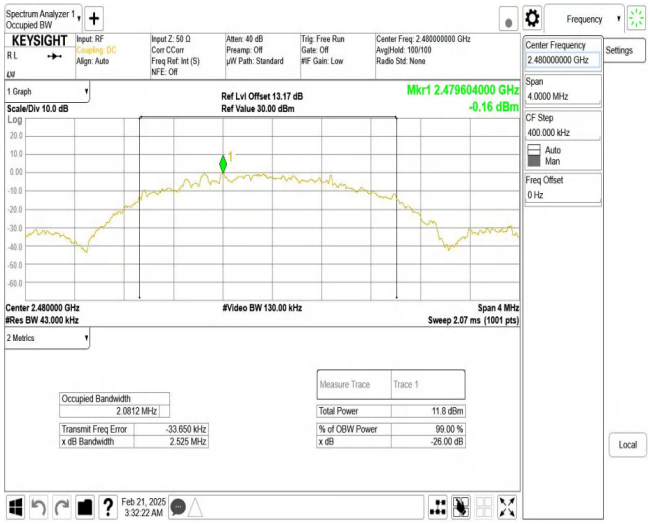

BLE_2M_Ant1_2480

Appendix C: Maximum conducted output power

Test Result Peak

TestMode	Antenna	Freq(MHz)	Conducted Peak Powert[dBm]	Conducted Limit[dBm]	Verdict
BLE_1M	Ant1	2402	5.84	≤30	PASS
		2440	6.01	≤30	PASS
		2480	6.04	≤30	PASS
BLE_2M	Ant1	2402	5.92	≤30	PASS
		2440	6.04	≤30	PASS
		2480	6.12	≤30	PASS

Appendix D: Maximum power spectral density

Test Result

TestMode	Antenna	Freq(MHz)	Result[dBm/3kHz]	Limit[dBm/3kHz]	Verdict
BLE_1M	Ant1	2402	-11.18	≤8.00	PASS
		2440	-10.74	≤8.00	PASS
		2480	-10.91	≤8.00	PASS
BLE_2M	Ant1	2402	-13.19	≤8.00	PASS
		2440	-12.96	≤8.00	PASS
		2480	-12.88	≤8.00	PASS

Test Graphs

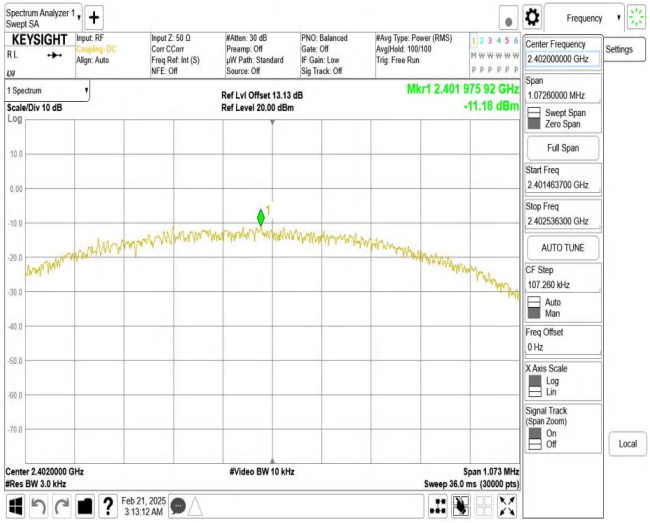

BLE_1M_Ant1_2402

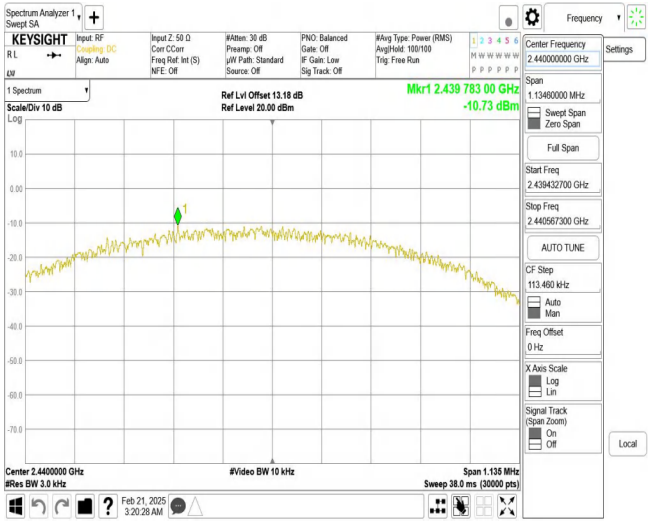

BLE_1M_Ant1_2440

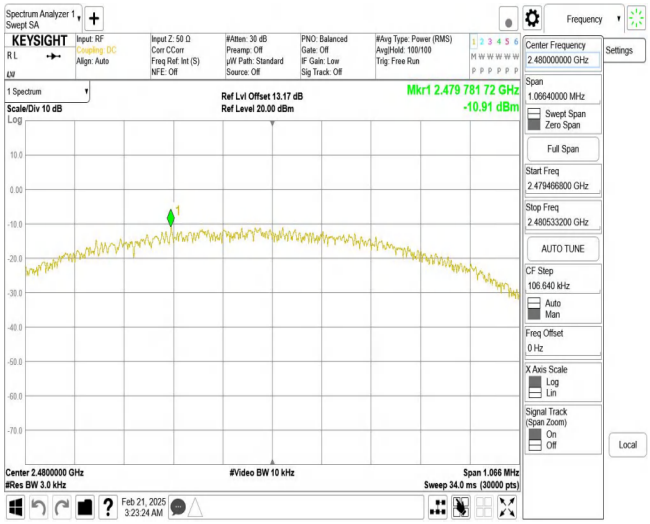

BLE_1M_Ant1_2480

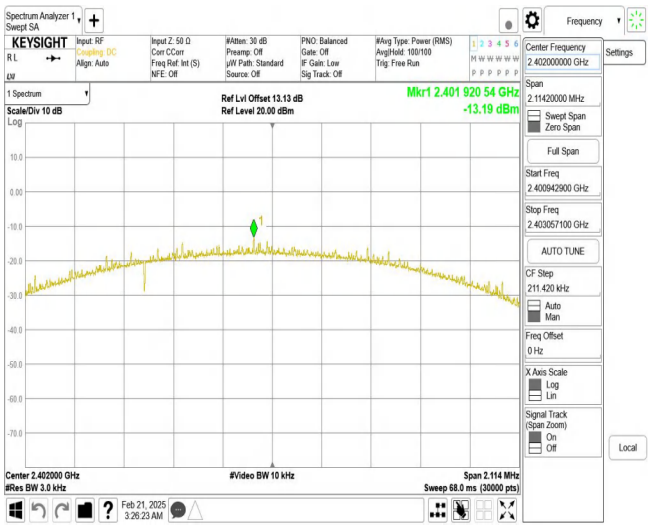

BLE_2M_Ant1_2402

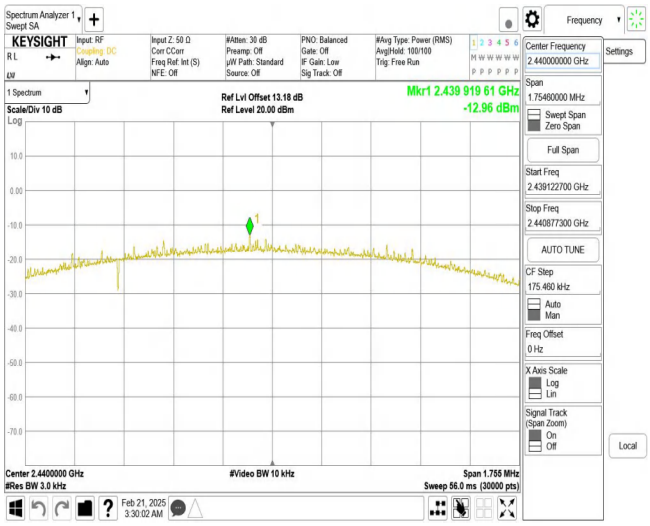

BLE_2M_Ant1_2440

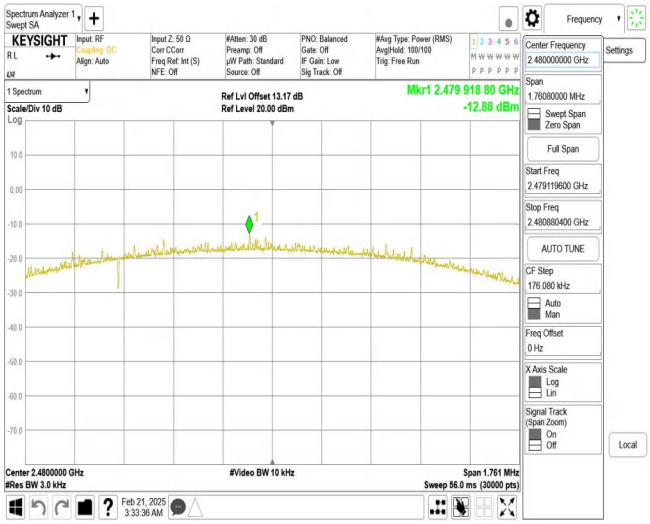

BLE_2M_Ant1_2480

Appendix E: Band edge measurements

Test Result

TestMode	Antenna	ChName	Freq(MHz)	RefLevel[dBm]	Result[dBm]	Limit[dBm]	Verdict
BLE_1M	Ant1	Low	2402	5.42	-48.03	≤-14.59	PASS
		High	2480	4.99	-30.28	≤-15.01	PASS
BLE_2M	Ant1	Low	2402	4.44	-29.13	≤-15.56	PASS
		High	2480	4.11	-47.79	≤-15.89	PASS

Test Graphs

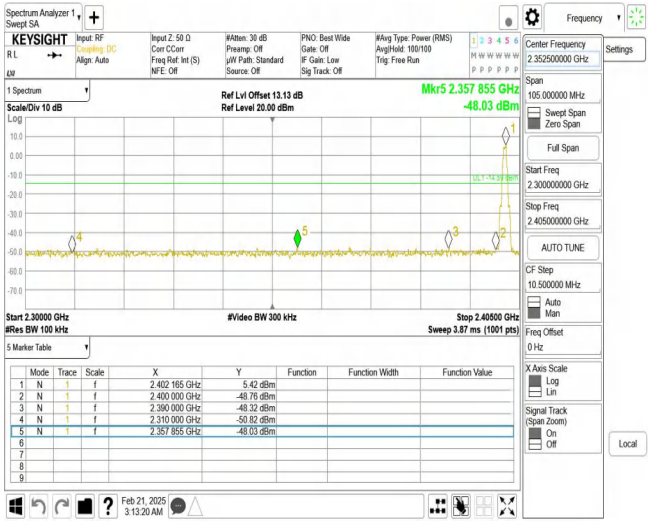

BLE_1M_Ant1_Low_2402

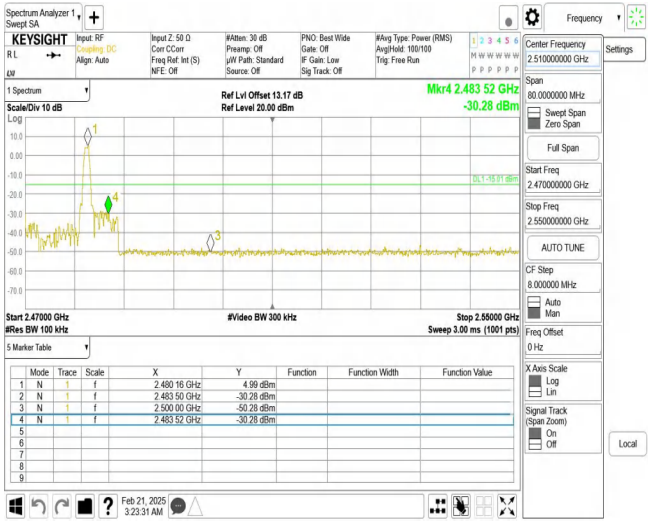

BLE_1M_Ant1_High_2480

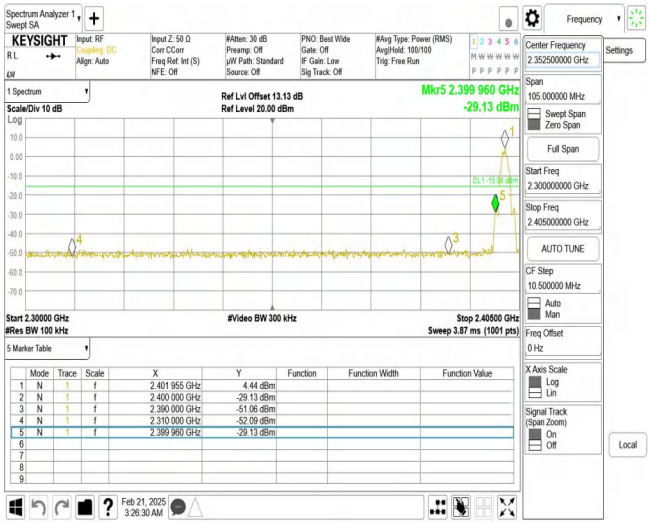

BLE_2M_Ant1_Low_2402

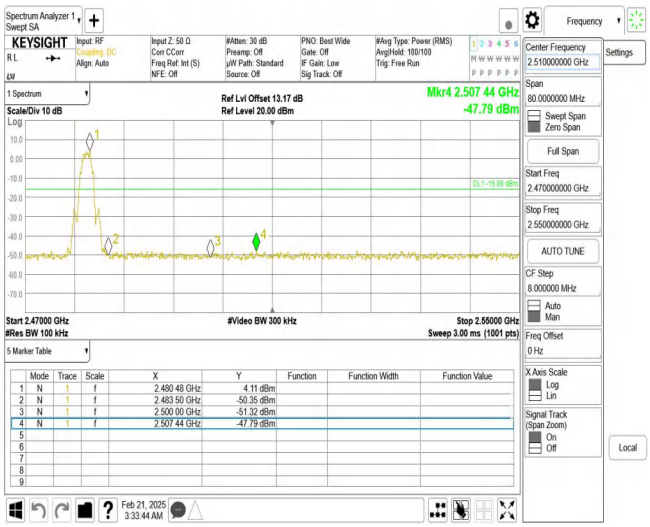

BLE_2M_Ant1_High_2480

Appendix F: Conducted Spurious Emission

Test Result

TestMode	Antenna	Freq(MHz)	FreqRange [MHz]	RefLevel [dBm]	Result[dBm]	Limit[dBm]	Verdict
BLE_1M	Ant1	2402	Reference	4.67	4.67	---	PASS
			30~1000	4.67	-59.91	≤-15.33	PASS
			1000~26500	4.67	-46.87	≤-15.33	PASS
		2440	Reference	4.24	4.24	---	PASS
			30~1000	4.24	-45.18	≤-15.76	PASS
			1000~26500	4.24	-46.68	≤-15.76	PASS
		2480	Reference	4.70	4.70	---	PASS
			30~1000	4.70	-59.41	≤-15.3	PASS
			1000~26500	4.70	-47.36	≤-15.3	PASS
BLE_2M	Ant1	2402	Reference	1.63	1.63	---	PASS
			30~1000	1.63	-59.16	≤-18.37	PASS
			1000~26500	1.63	-46.91	≤-18.37	PASS
		2440	Reference	4.54	4.54	---	PASS
			30~1000	4.54	-51.84	≤-15.46	PASS
			1000~26500	4.54	-46.79	≤-15.46	PASS
		2480	Reference	3.33	3.33	---	PASS
			30~1000	3.33	-59.06	≤-16.67	PASS
			1000~26500	3.33	-47.08	≤-16.67	PASS

Test Graphs

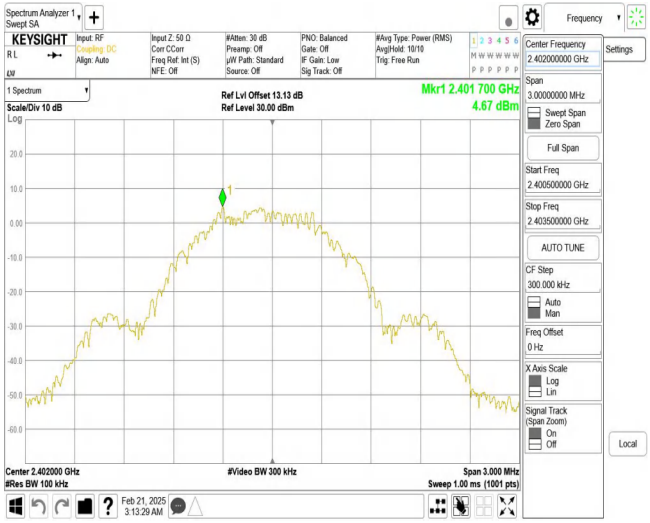

BLE_1M_Ant1_2402_0~Reference

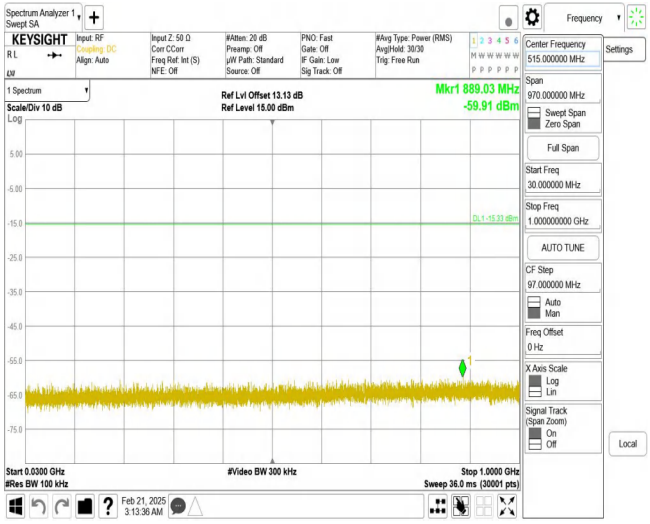

BLE_1M_Ant1_2402_30~1000

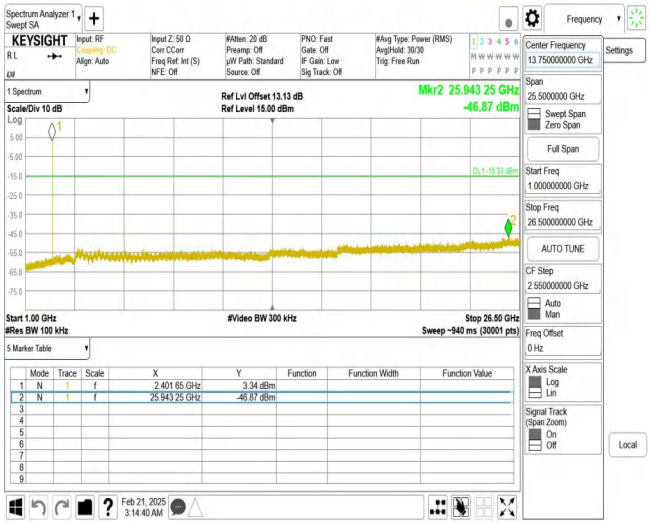

BLE_1M_Ant1_2402_1000~26500

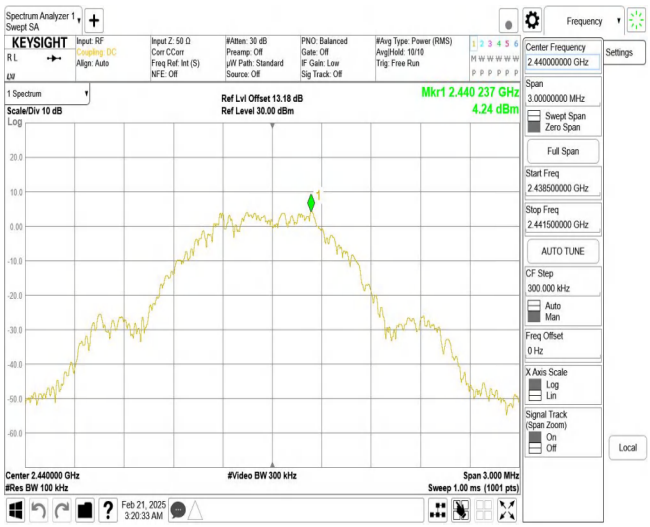

BLE_1M_Ant1_2440_0~Reference

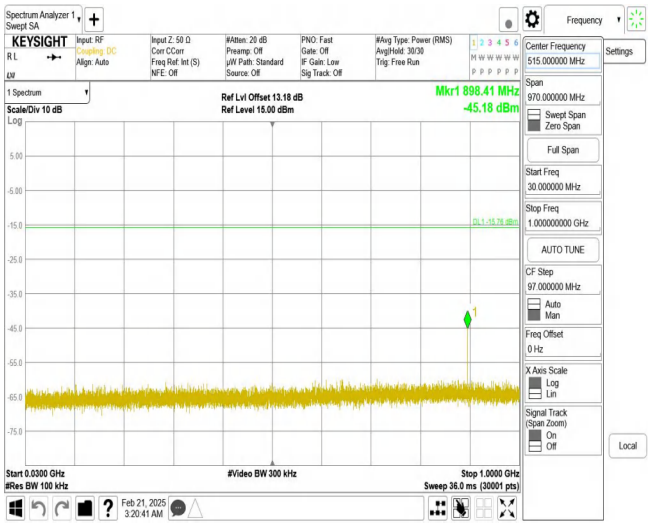

BLE_1M_Ant1_2440_30~1000

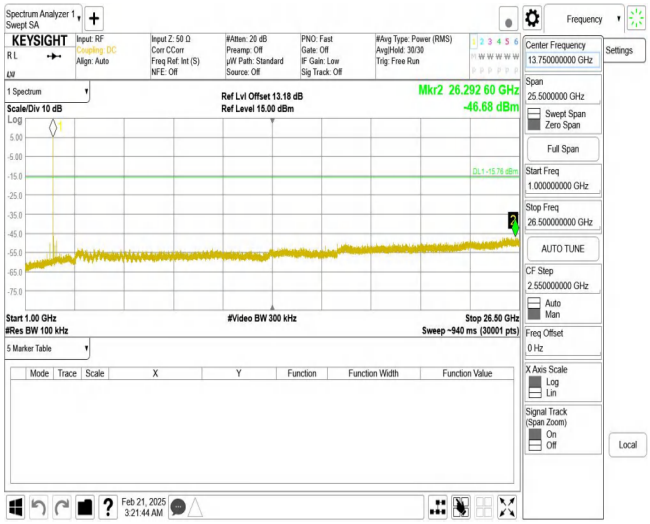

BLE_1M_Ant1_2440_1000~26500

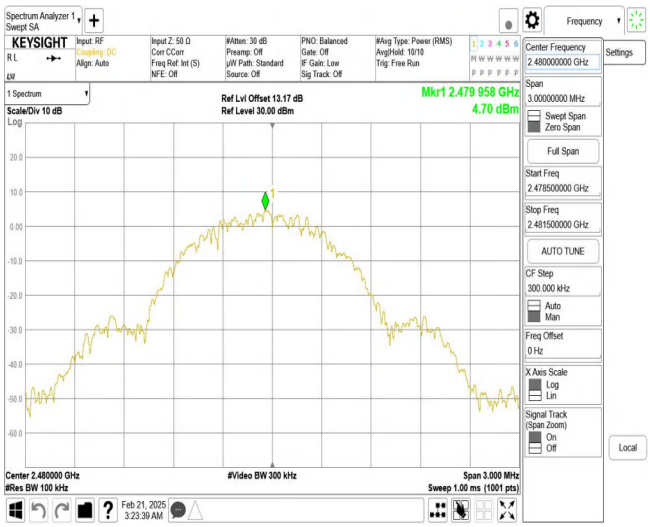

BLE_1M_Ant1_2480_0~Reference

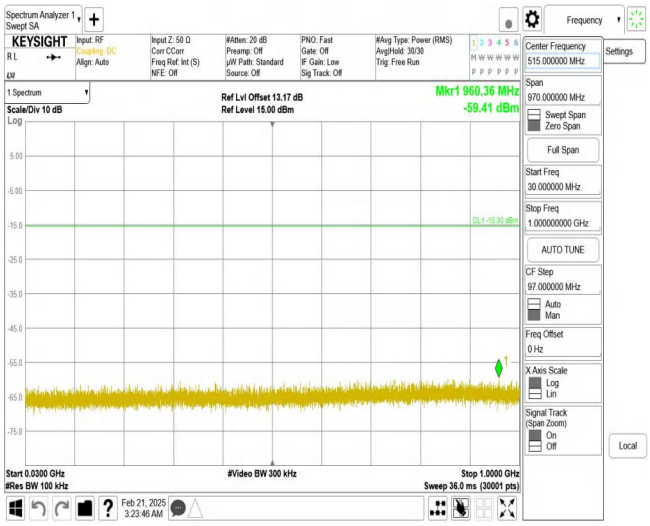

BLE_1M_Ant1_2480_30~1000

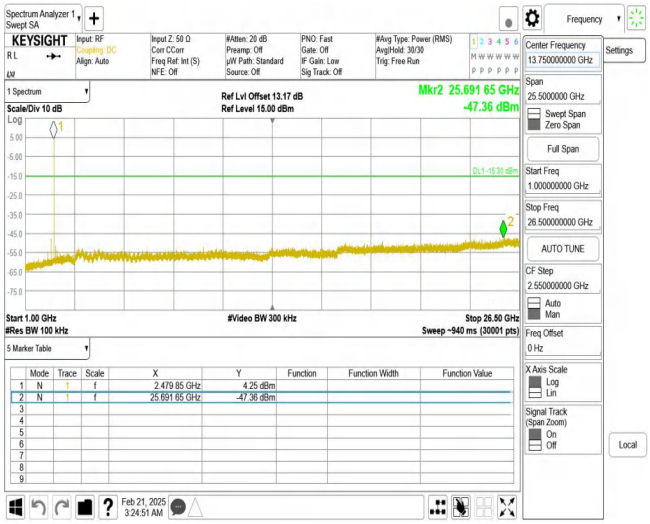

BLE_1M_Ant1_2480_1000~26500

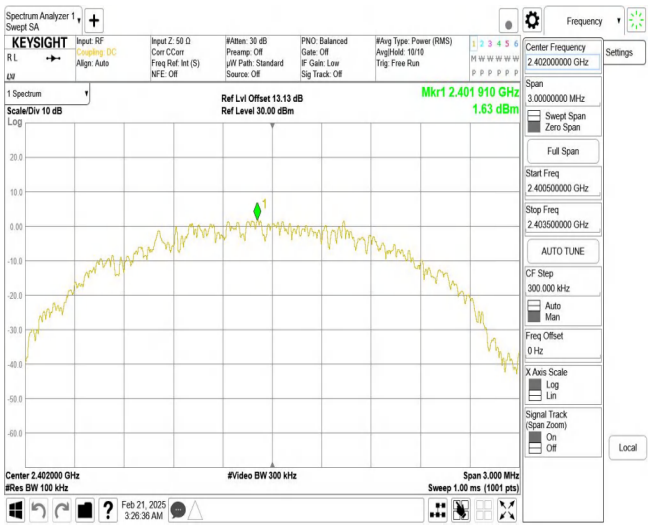

BLE_2M_Ant1_2402_0~Reference

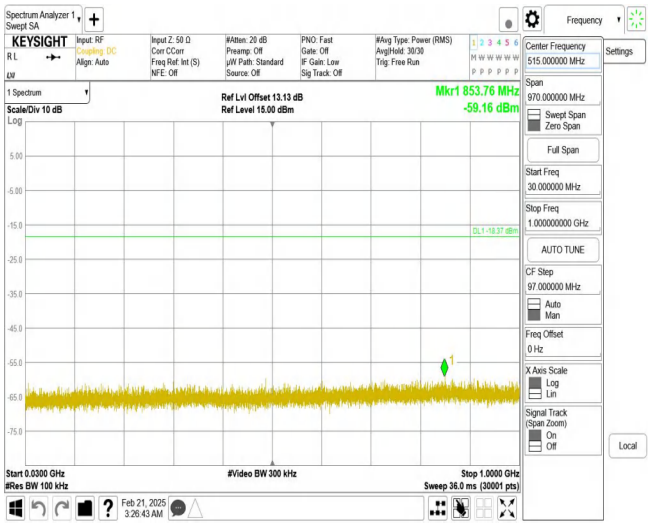

BLE_2M_Ant1_2402_30~1000

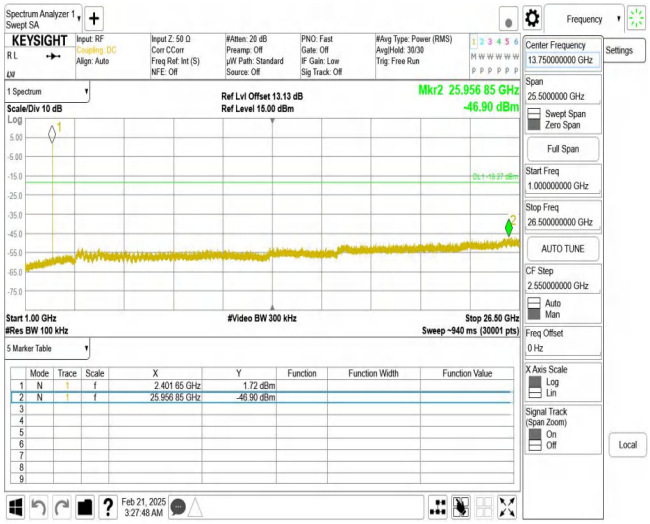

BLE_2M_Ant1_2402_1000~26500

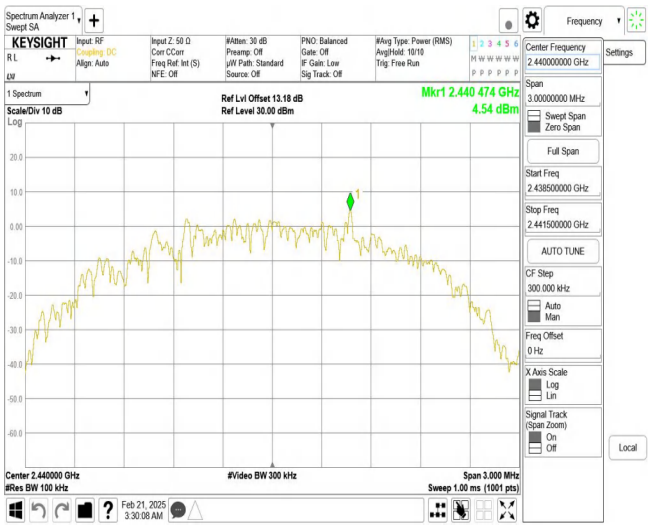

BLE_2M_Ant1_2440_0~Reference

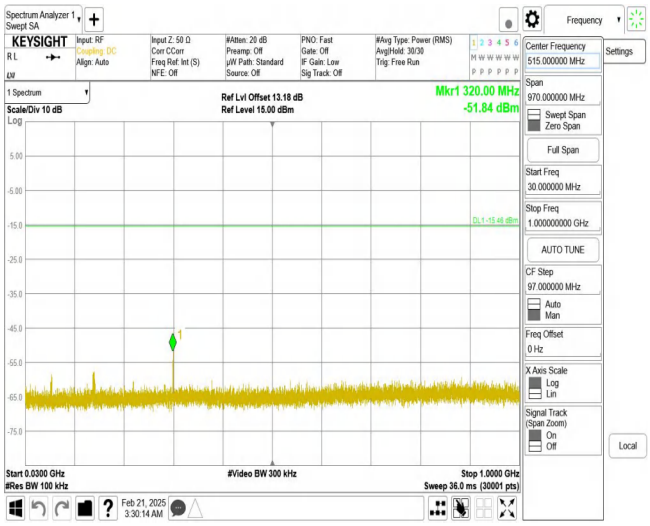

BLE_2M_Ant1_2440_30~1000

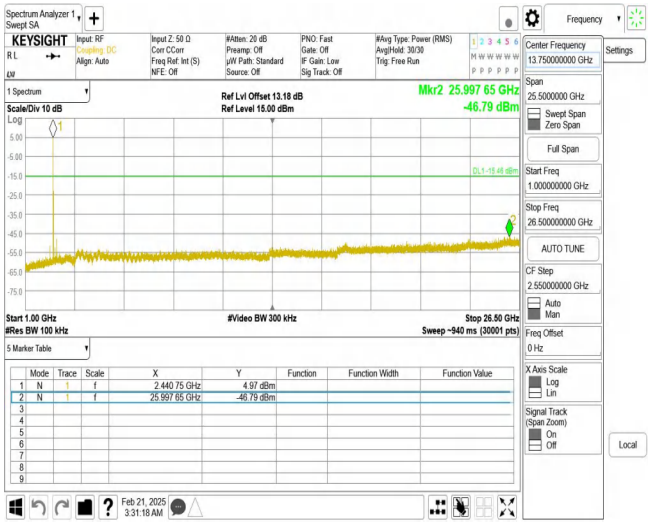

BLE_2M_Ant1_2440_1000~26500

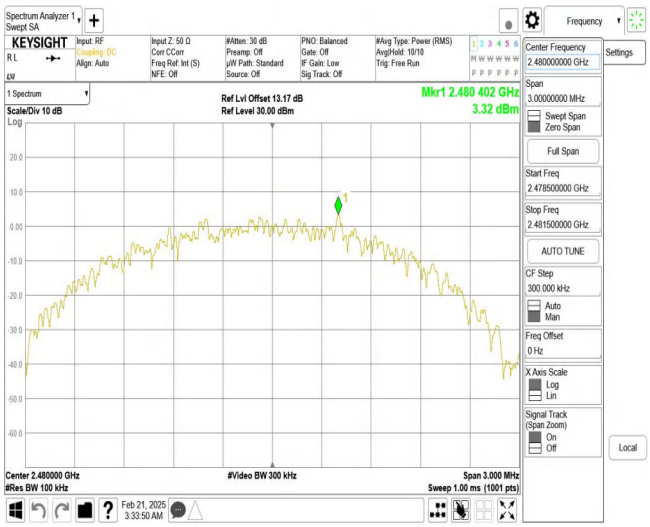

BLE_2M_Ant1_2480_0~Reference

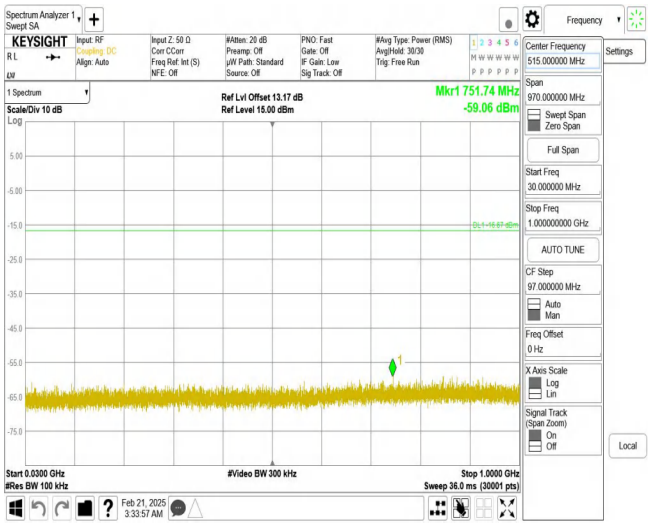

BLE_2M_Ant1_2480_30~1000

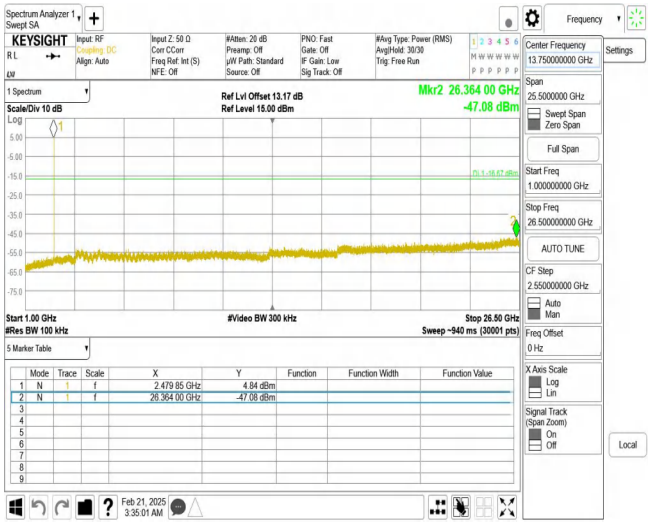

BLE_2M_Ant1_2480_1000~26500

Appendix G: Duty Cycle

Test Result

TestMode	Antenna	Freq(MHz)	ON Time [ms]	Period [ms]	X	DC [%]	xFactor	Limit	Verdict
BLE_1M	Ant1	2402	2.13	2.50	0.8520	85.20	0.70	---	---
		2440	2.13	2.50	0.8520	85.20	0.70	---	---
		2480	2.13	2.50	0.8520	85.20	0.70	---	---
BLE_2M	Ant1	2402	1.07	1.88	0.5691	56.91	2.45	---	---
		2440	1.07	1.88	0.5691	56.91	2.45	---	---
		2480	1.07	1.87	0.5722	57.22	2.42	---	---

Test Graphs

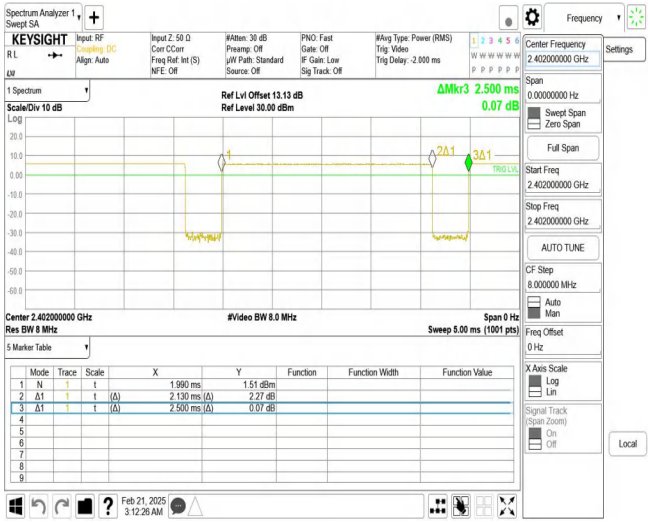

BLE_1M_Ant1_2402

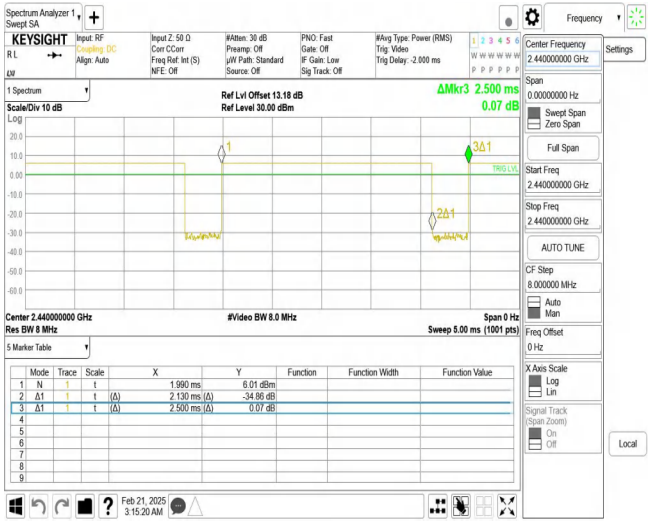

BLE_1M_Ant1_2440

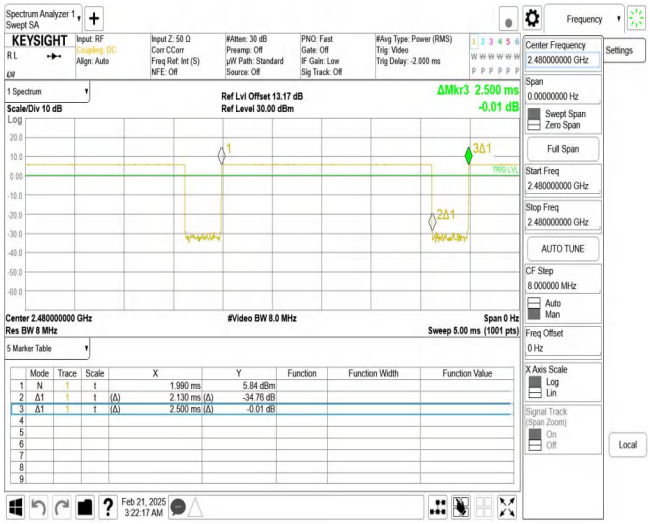

BLE_1M_Ant1_2480

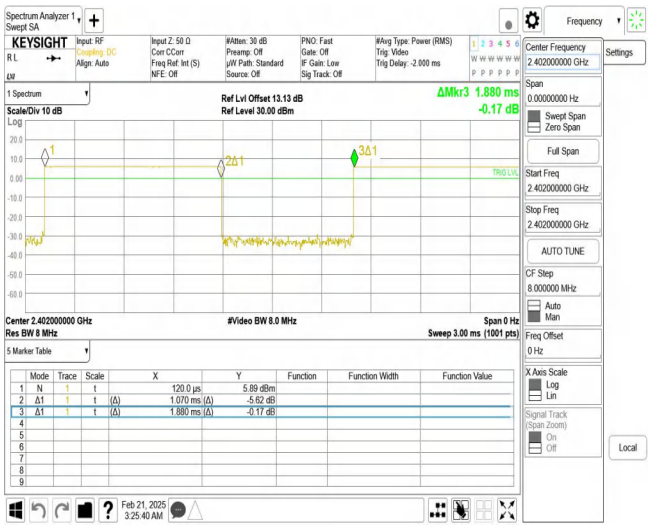

BLE_2M_Ant1_2402

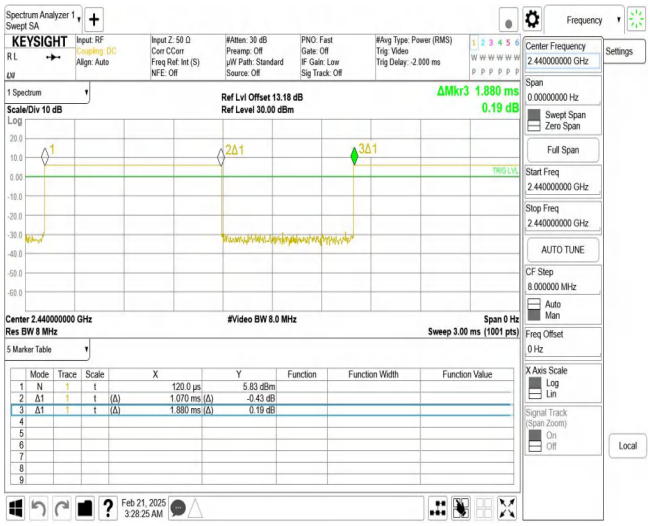

BLE_2M_Ant1_2440

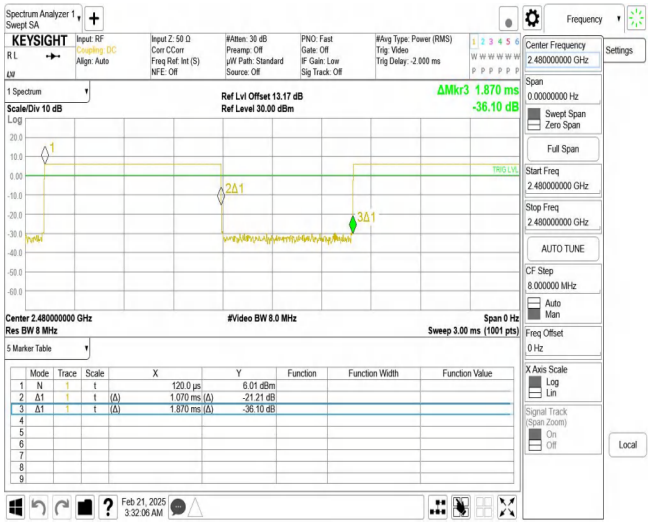

BLE_2M_Ant1_2480