n20 2437MHz Ant1 Ref

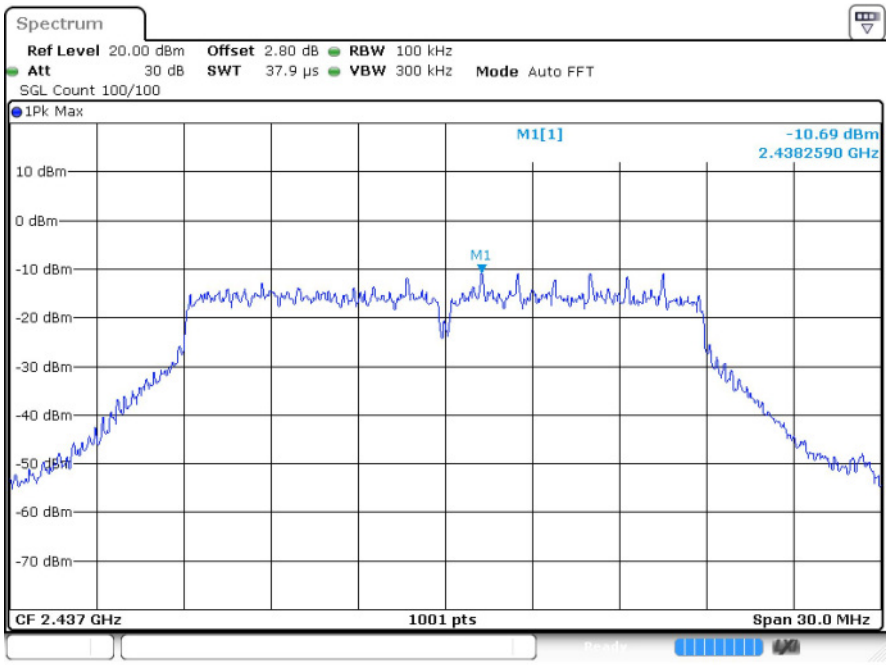

n20 2437MHz Ant1 Emission

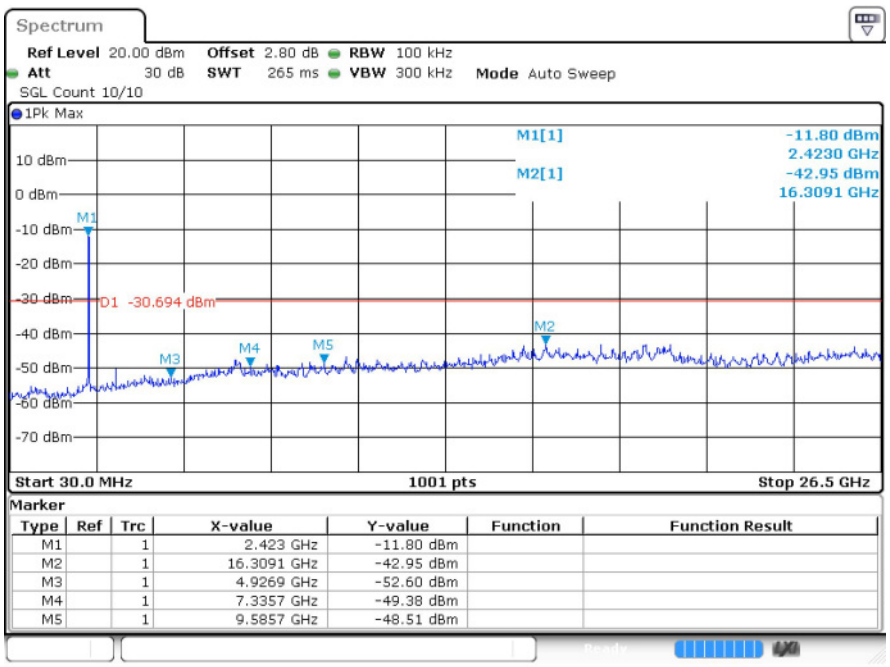

Marker

Type	Ref	Trc	X-value	Y-value	Function	Function Result
M1		1	2.423 GHz	-11.80 dBm		
M2		1	16.3091 GHz	-42.95 dBm		
M3		1	4.9269 GHz	-52.60 dBm		
M4		1	7.3357 GHz	-49.38 dBm		
M5		1	9.5857 GHz	-48.51 dBm		

n20 2462MHz Ant1 Ref

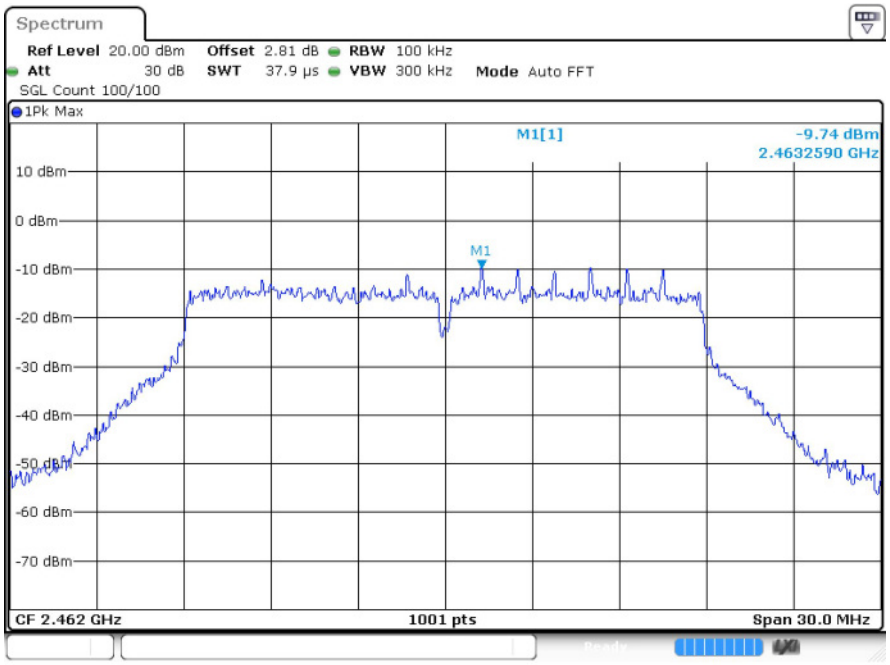

n20 2462MHz Ant1 Emission

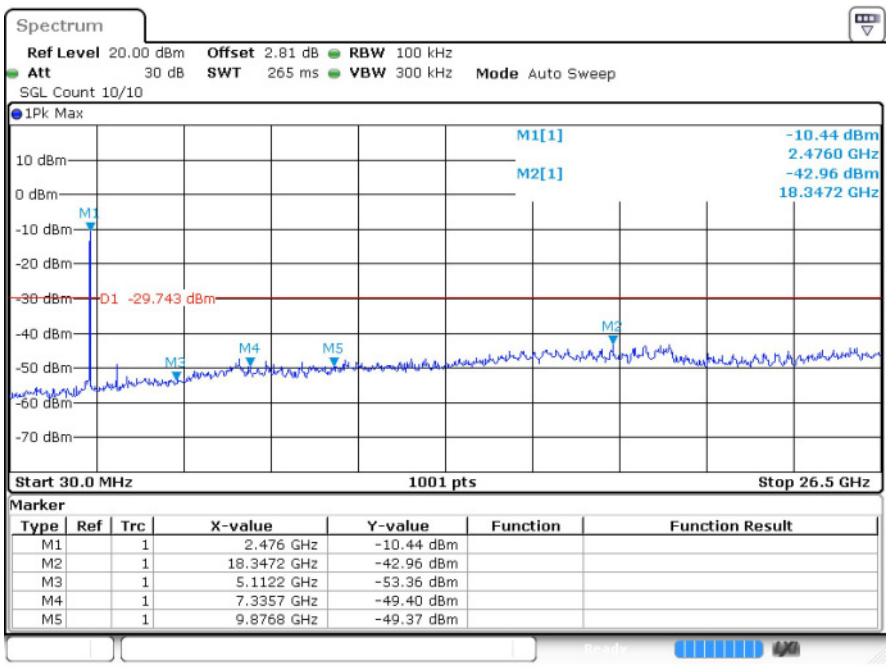

Marker

Type	Ref	Trc	X-value	Y-value	Function	Function Result
M1		1	2.476 GHz	-10.44 dBm		
M2		1	18.3472 GHz	-42.96 dBm		
M3		1	5.1122 GHz	-53.36 dBm		
M4		1	7.3357 GHz	-49.40 dBm		
M5		1	9.8768 GHz	-49.37 dBm		

7 Restrict Band

7.1 Test Result

Mode	Frequency (MHz)	Antenna	Spur Freq (MHz)	Power (dBm)	Gain (dBi)	Duty Factor	E (dBuV/m)	Detector	Limit (dBuV/m)	Verdict
b	2412	Ant1	2310	-49.27	2.7	-	48.66	Peak	74	Pass
b	2412	Ant1	2310	-54.78	2.7	0.42	43.57	Average	54	Pass
b	2412	Ant1	2379.03	-42.99	2.7	-	54.94	Peak	74	Pass
b	2412	Ant1	2385.699	-52.52	2.7	0.42	45.83	Average	54	Pass
b	2412	Ant1	2390	-47.85	2.7	-	50.08	Peak	74	Pass
b	2412	Ant1	2390	-54.35	2.7	0.42	44.00	Average	54	Pass
b	2462	Ant1	2483.5	-46.45	2.7	-	51.48	Peak	74	Pass
b	2462	Ant1	2483.5	-55.55	2.7	0.42	42.80	Average	54	Pass
b	2462	Ant1	2499.576	-46.24	2.7	-	51.69	Peak	74	Pass
b	2462	Ant1	2490.354	-54.08	2.7	0.42	44.27	Average	54	Pass
b	2462	Ant1	2500	-47.46	2.7	-	50.47	Peak	74	Pass
b	2462	Ant1	2500	-55.61	2.7	0.42	42.74	Average	54	Pass
g	2412	Ant1	2310	-47.67	2.7	-	50.26	Peak	74	Pass
g	2412	Ant1	2310	-55.45	2.7	0.39	42.87	Average	54	Pass
g	2412	Ant1	2388.741	-43.36	2.7	-	54.57	Peak	74	Pass
g	2412	Ant1	2338.548	-52.57	2.7	0.39	45.75	Average	54	Pass
g	2412	Ant1	2390	-45.8	2.7	-	52.13	Peak	74	Pass
g	2412	Ant1	2390	-53.62	2.7	0.39	44.70	Average	54	Pass
g	2462	Ant1	2483.5	-48.26	2.7	-	49.67	Peak	74	Pass
g	2462	Ant1	2483.5	-54.08	2.7	0.39	44.24	Average	54	Pass
g	2462	Ant1	2499.576	-44.27	2.7	-	53.66	Peak	74	Pass
g	2462	Ant1	2489.347	-53.74	2.7	0.39	44.58	Average	54	Pass
g	2462	Ant1	2500	-47.36	2.7	-	50.57	Peak	74	Pass
g	2462	Ant1	2500	-54.4	2.7	0.39	43.92	Average	54	Pass
n20	2412	Ant1	2310	-49.54	2.7	-	48.39	Peak	74	Pass
n20	2412	Ant1	2310	-55.03	2.7	0.4	43.30	Average	54	Pass
n20	2412	Ant1	2385.582	-44.33	2.7	-	53.60	Peak	74	Pass
n20	2412	Ant1	2345.1	-53.02	2.7	0.4	45.31	Average	54	Pass
n20	2412	Ant1	2390	-44.82	2.7	-	53.11	Peak	74	Pass
n20	2412	Ant1	2390	-54.29	2.7	0.4	44.04	Average	54	Pass
n20	2462	Ant1	2483.5	-48.75	2.7	-	49.18	Peak	74	Pass
n20	2462	Ant1	2483.5	-54.06	2.7	0.4	44.27	Average	54	Pass
n20	2462	Ant1	2484.365	-45.56	2.7	-	52.37	Peak	74	Pass
n20	2462	Ant1	2491.043	-53.59	2.7	0.4	44.74	Average	54	Pass

n20	2462	Ant1	2500	-47.68	2.7	-	50.25	Peak	74	Pass
n20	2462	Ant1	2500	-55.16	2.7	0.4	43.17	Average	54	Pass

7.2 Test Graphs

Test Graphs

b 2412MHz Ant1 Peak

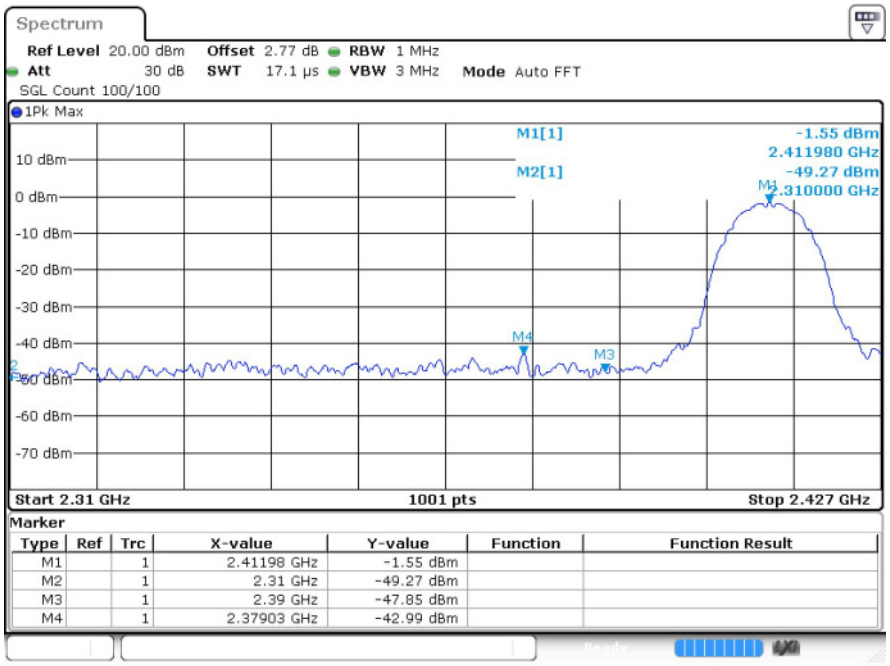

b 2412MHz Ant1 Average

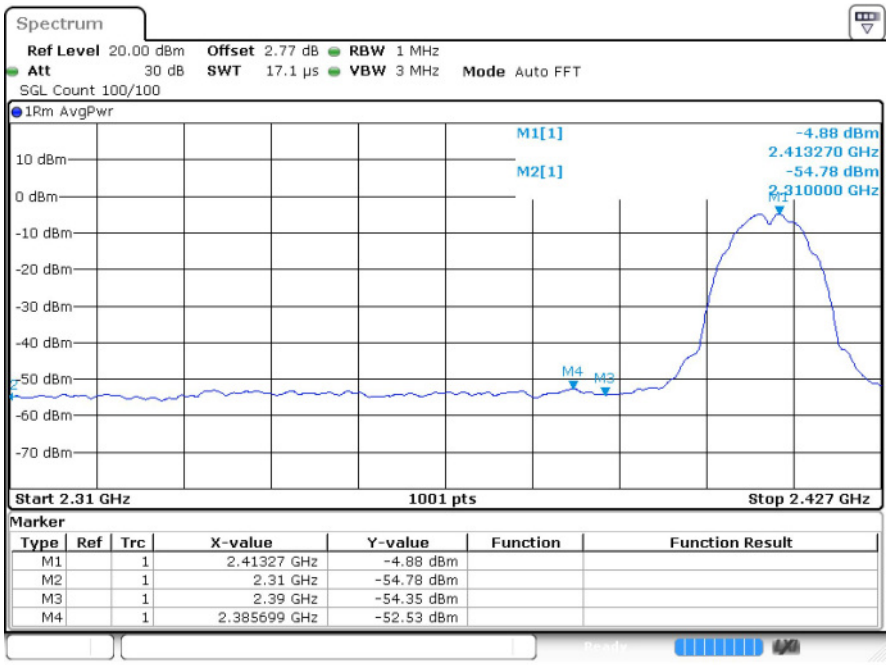

b 2462MHz Ant1 Peak

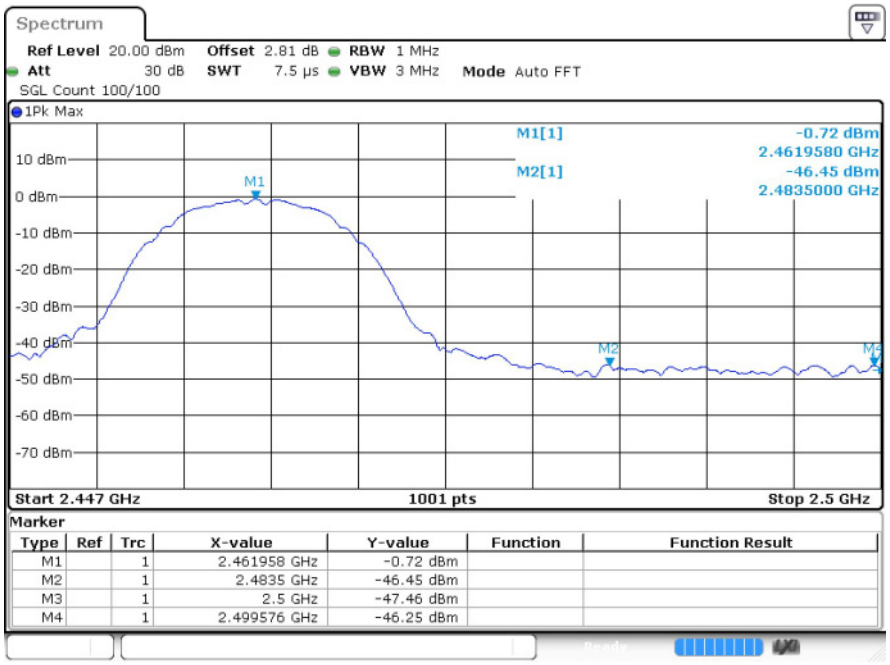

b 2462MHz Ant1 Average

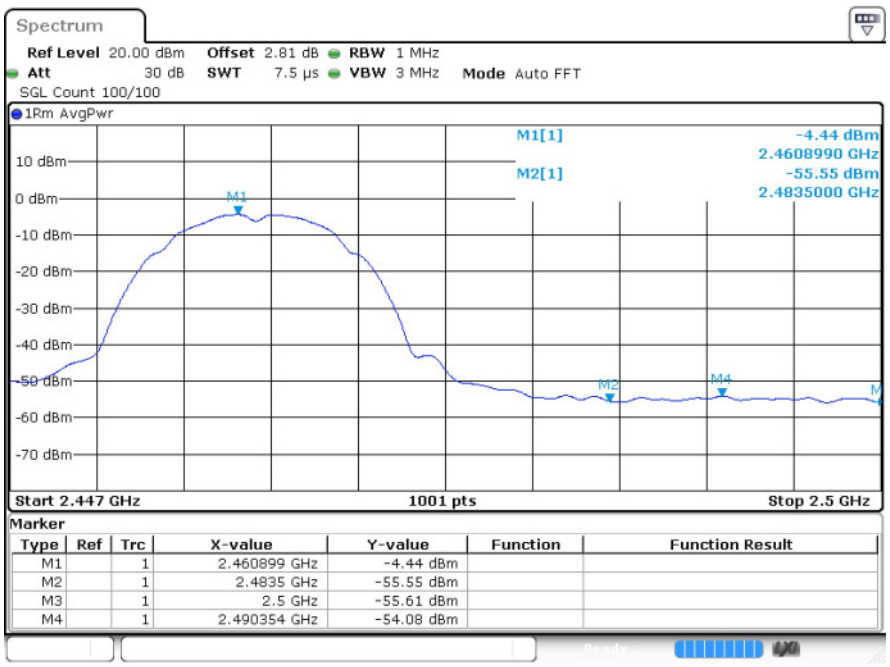

g 2412MHz Ant1 Peak

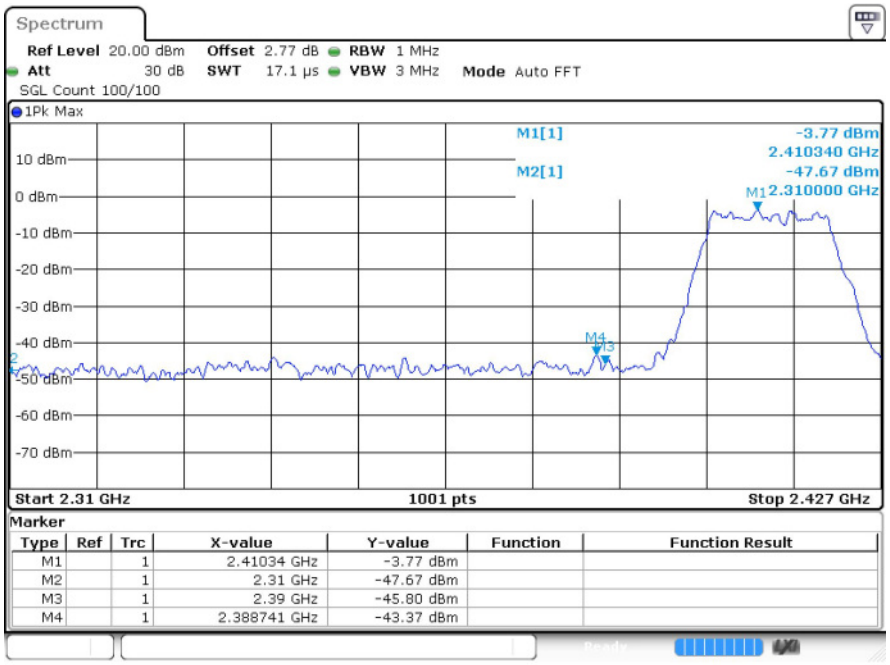

g 2412MHz Ant1 Average

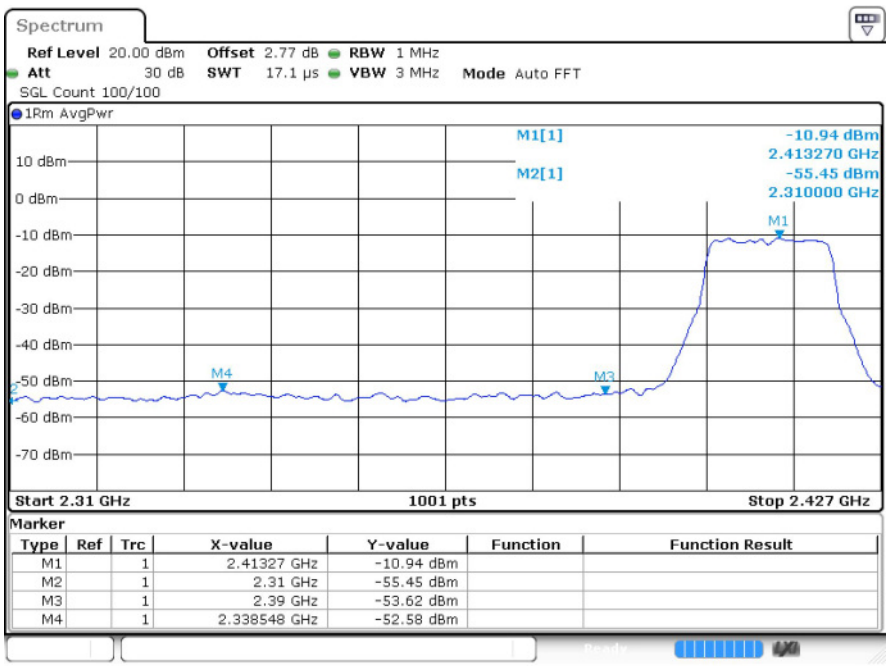

g 2462MHz Ant1 Peak

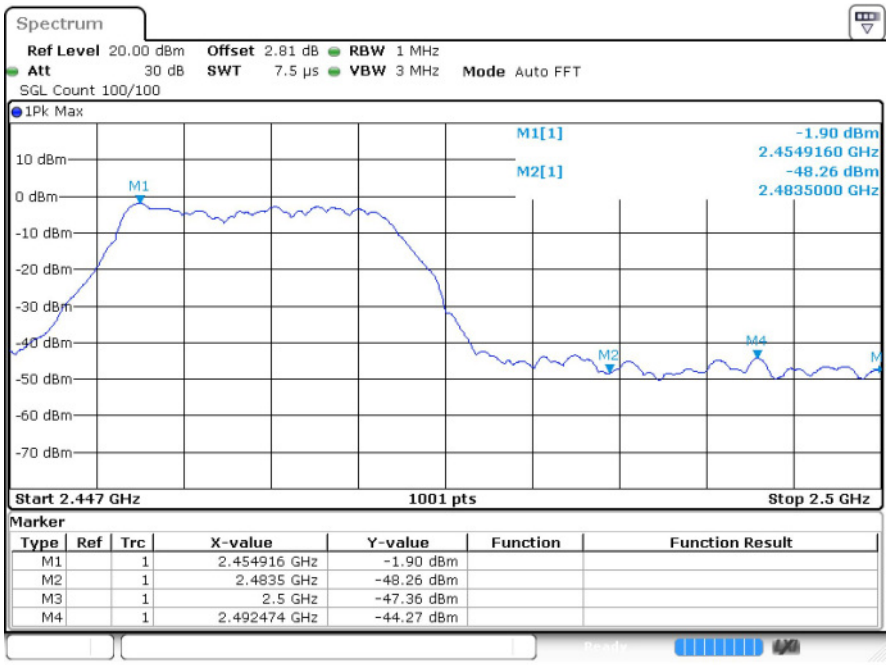

g 2462MHz Ant1 Average

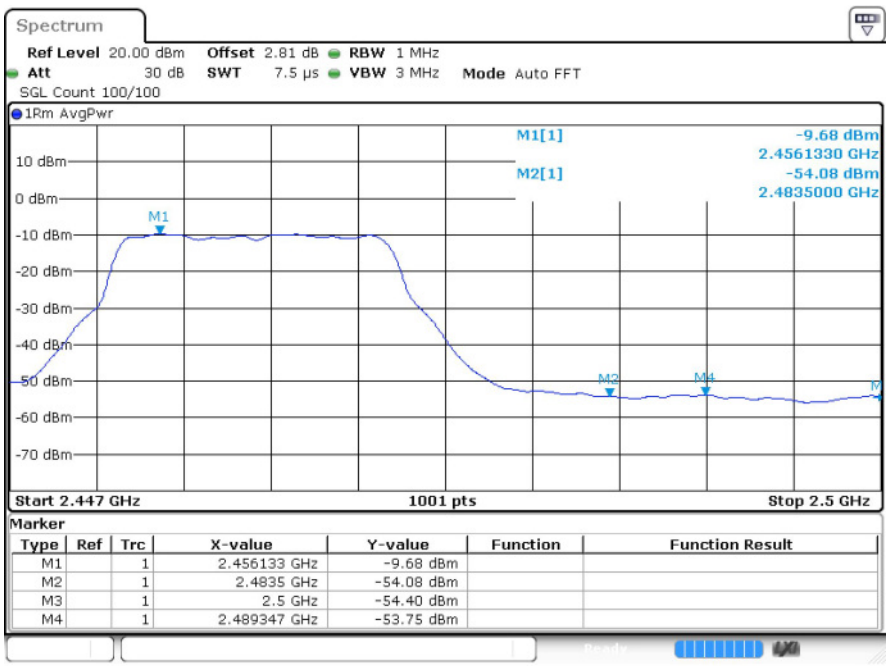

n20 2412MHz Ant1 Peak

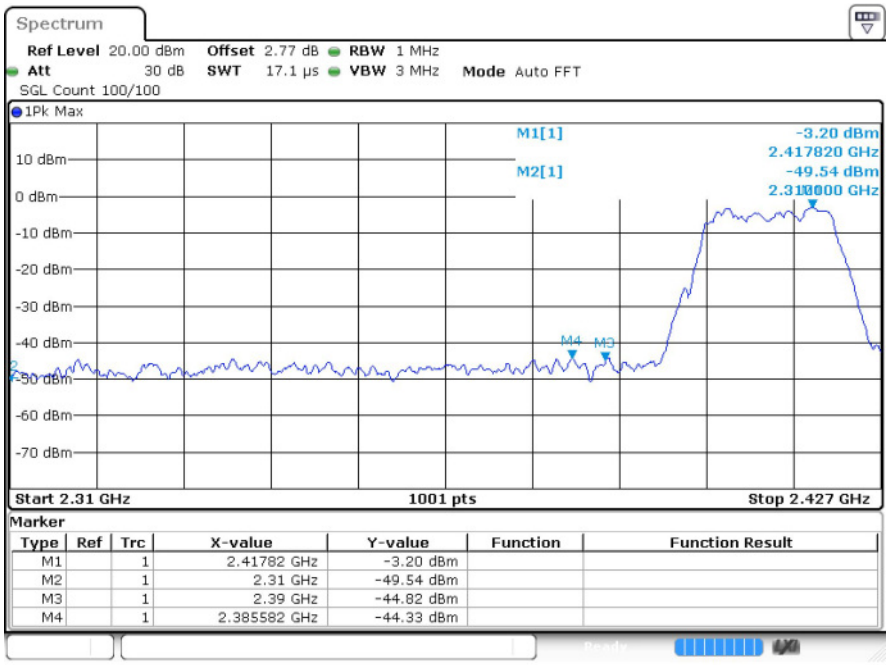

n20 2412MHz Ant1 Average

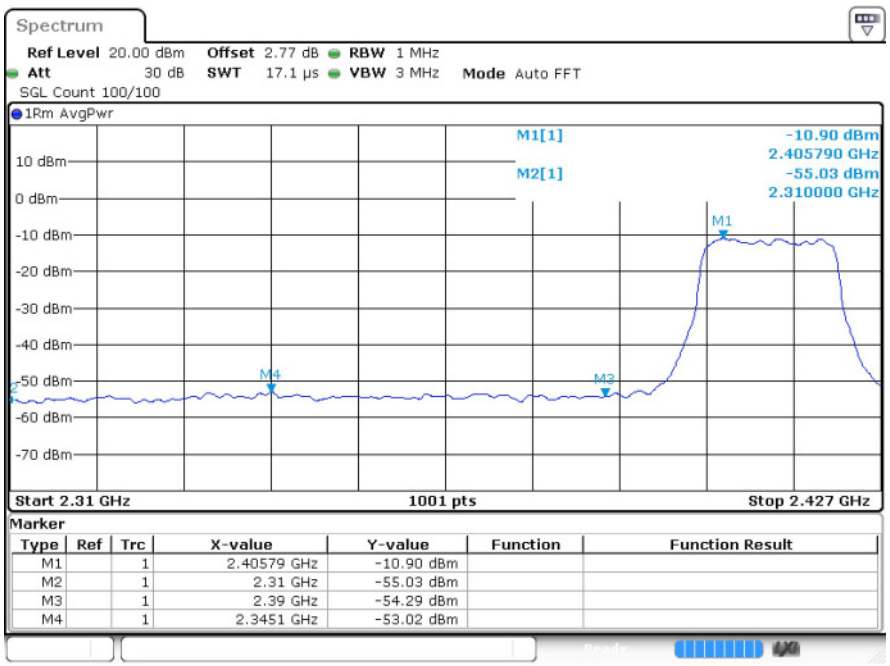

n20 2462MHz Ant1 Peak

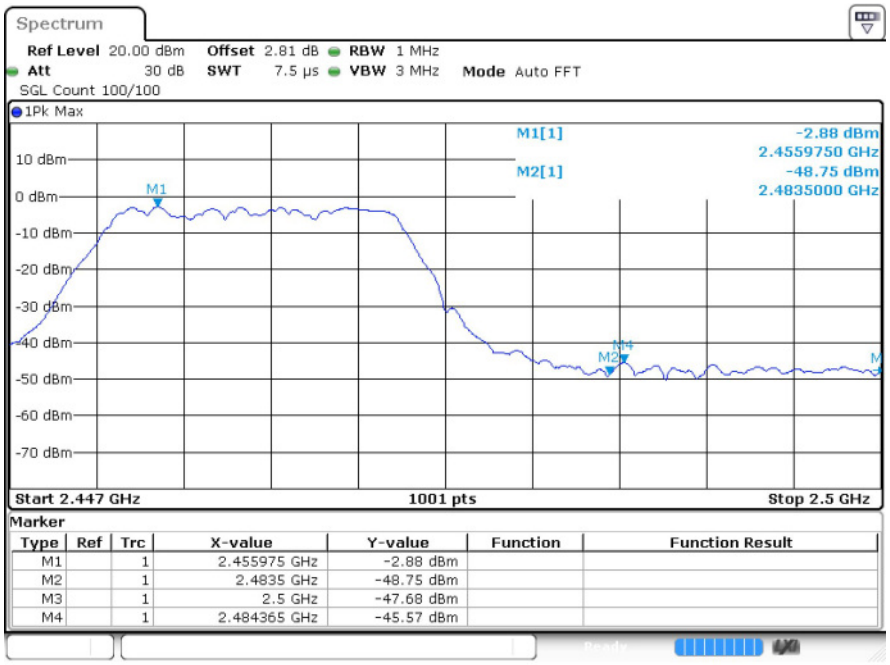

n20 2462MHz Ant1 Average

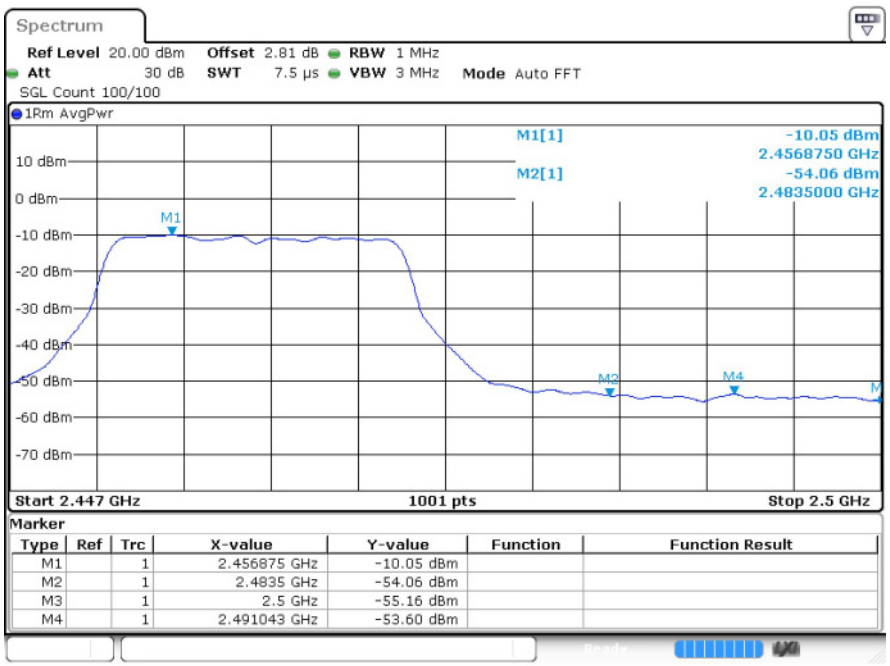

---The End---