FCC Appendix RF Test Data

FCC ID	**:**	**2BOPS-V86**
Company:	**:**	**Jiangxijinlankeji Co., Ltd.**
EUT	**:**	**V380pro home spherical surveillance camera**
Model Number	**:**	**Spherical machine V86**
Reviewed By	**:**	**Eric Wang**

Appendix A: DTS Bandwidth

Test Result

TestMode	Antenna	Frequency[MHz]	DTS BW [MHz]	FL[MHz]	FH[MHz]	Limit[MHz]	Verdict
11B	Ant1	2412	9.240	2407.320	2416.560	0.5	PASS
		2437	9.520	2432.000	2441.520	0.5	PASS
		2462	10.040	2457.000	2467.040	0.5	PASS
11G	Ant1	2412	15.720	2404.440	2420.160	0.5	PASS
		2437	15.720	2429.440	2445.160	0.5	PASS
		2462	15.840	2454.320	2470.160	0.5	PASS
11N20SISO	Ant1	2412	16.320	2404.440	2420.760	0.5	PASS
		2437	15.880	2429.440	2445.320	0.5	PASS
		2462	16.800	2453.920	2470.720	0.5	PASS

Test Graphs

11B_Ant1_2412

11B_Ant1_2437

11B_Ant1_2462

11G_Ant1_2412

11G_Ant1_2437

11G_Ant1_2462

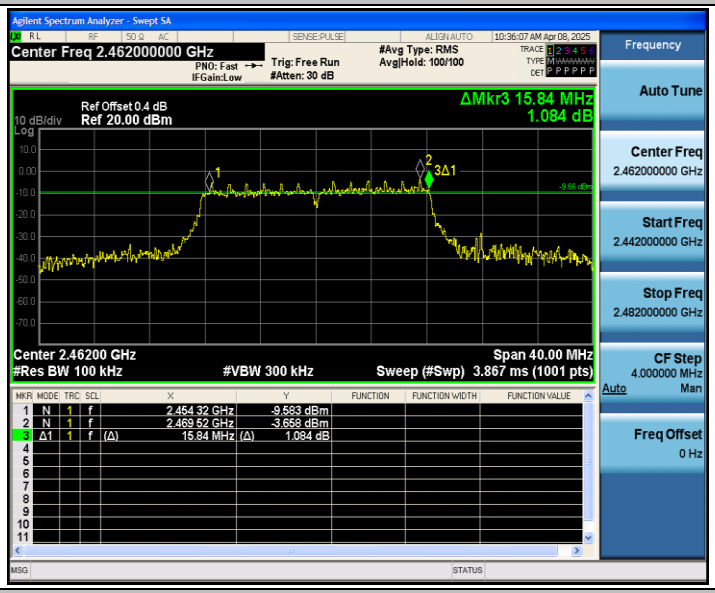

11N20SISO_Ant1_2412

11N20SISO_Ant1_2437

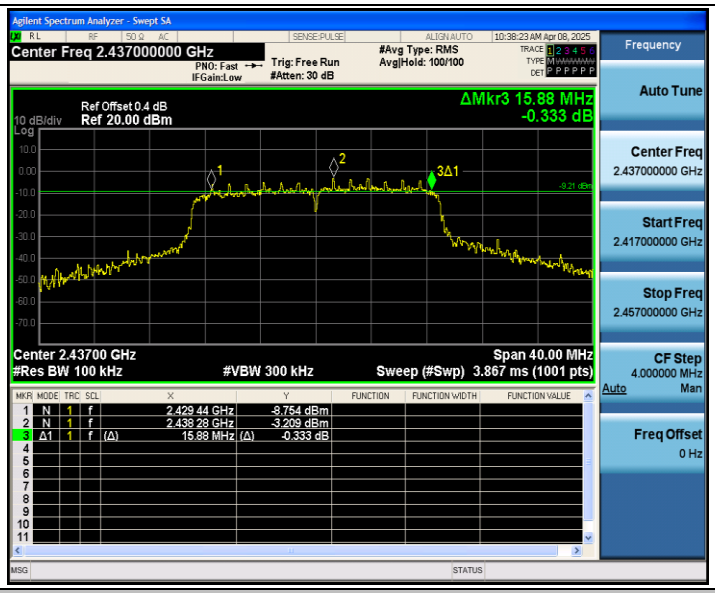

11N20SISO_Ant1_2462

Appendix B: Occupied Channel Bandwidth

Test Result

TestMode	Antenna	Channel Frequency[MHz]	OCB [MHz]	FL[MHz]	FH[MHz]	Limit[MHz]	Verdict
11B	Ant1	2412	12.345	2405.7692	2418.1142	---	---
		2437	11.566	2430.9960	2442.5620	---	---
		2462	12.706	2455.4522	2468.1582	---	---
11G	Ant1	2412	16.740	2403.8051	2420.5451	---	---
		2437	16.694	2428.7502	2445.4442	---	---
		2462	17.002	2453.5753	2470.5773	---	---
11N20SISO	Ant1	2412	17.907	2403.2693	2421.1763	---	---
		2437	17.655	2428.3094	2445.9644	---	---
		2462	18.070	2453.1013	2471.1713	---	---

Test Graphs

11B_Ant1_2412

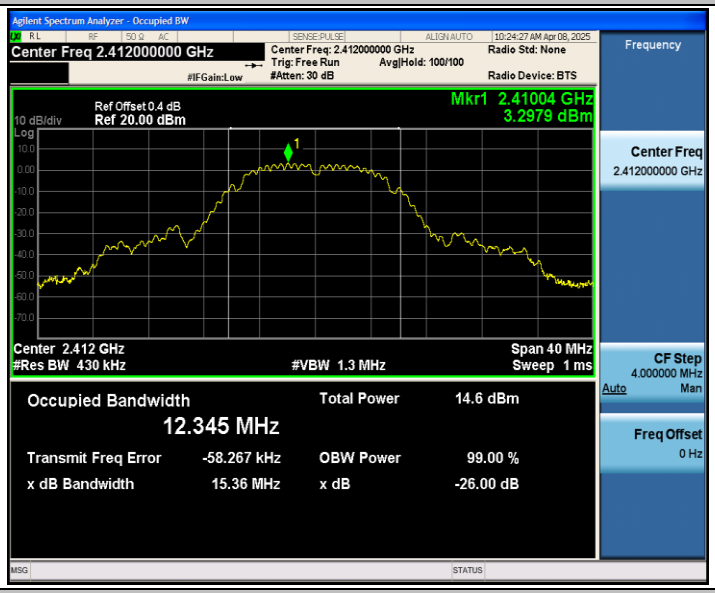

11B_Ant1_2437

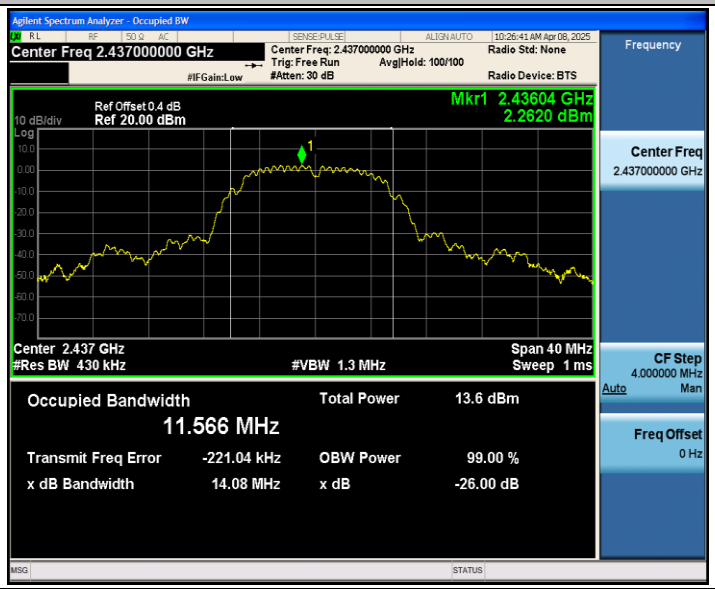

11B_Ant1_2462

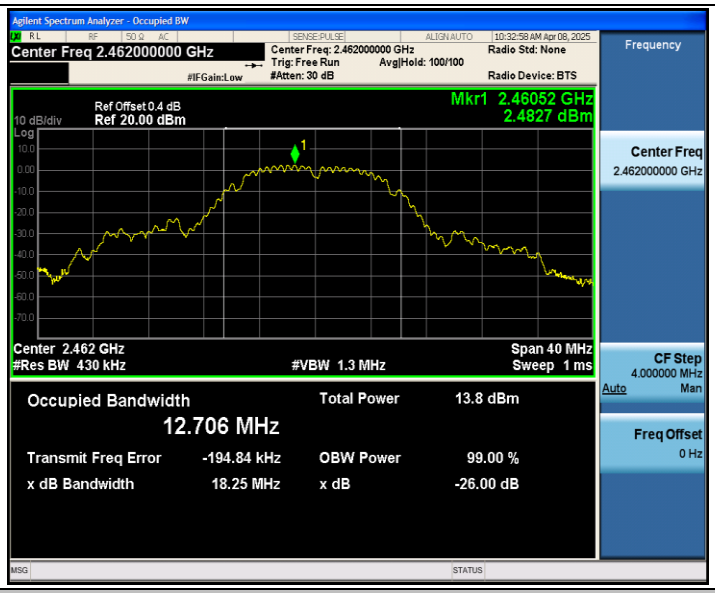

11G_Ant1_2412

11G_Ant1_2437

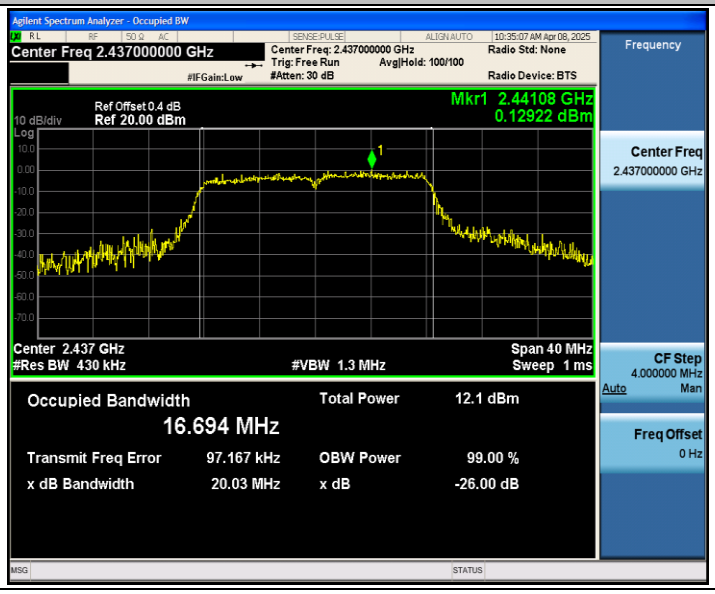

11G_Ant1_2462

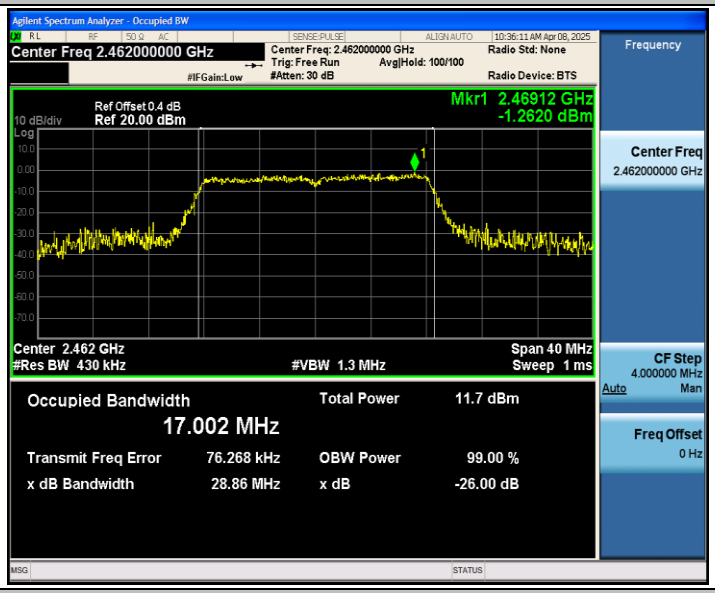

11N20SISO_Ant1_2412

11N20SISO_Ant1_2437

11N20SISO_Ant1_2462

Appendix C: Maximum conducted output power

Test Result Peak

Test Mode	Antenna	Frequency[MHz]	Peak power [dBm]	Limit [dBm]	Verdict
11B	Ant1	2412	14.49	≤30.00	PASS
		2437	13.52	≤30.00	PASS
		2462	13.72	≤30.00	PASS
11G	Ant1	2412	13.40	≤30.00	PASS
		2437	12.95	≤30.00	PASS
		2462	12.24	≤30.00	PASS
11N20SISO	Ant1	2412	13.38	≤30.00	PASS
		2437	12.73	≤30.00	PASS
		2462	12.34	≤30.00	PASS

Appendix D: Maximum power spectral density

Test Result

TestMode	Antenna	Frequency[MHz]	Result[dBm/3-100kHz]	Limit[dBm/3kHz]	Verdict
11B	Ant1	2412	-11.70	≤8.00	PASS
		2437	-11.99	≤8.00	PASS
		2462	-11.99	≤8.00	PASS
11G	Ant1	2412	-17.24	≤8.00	PASS
		2437	-19.91	≤8.00	PASS
		2462	-19.80	≤8.00	PASS
11N20SISO	Ant1	2412	-18.44	≤8.00	PASS
		2437	-18.31	≤8.00	PASS
		2462	-19.79	≤8.00	PASS

Test Graphs

11B_Ant1_2412
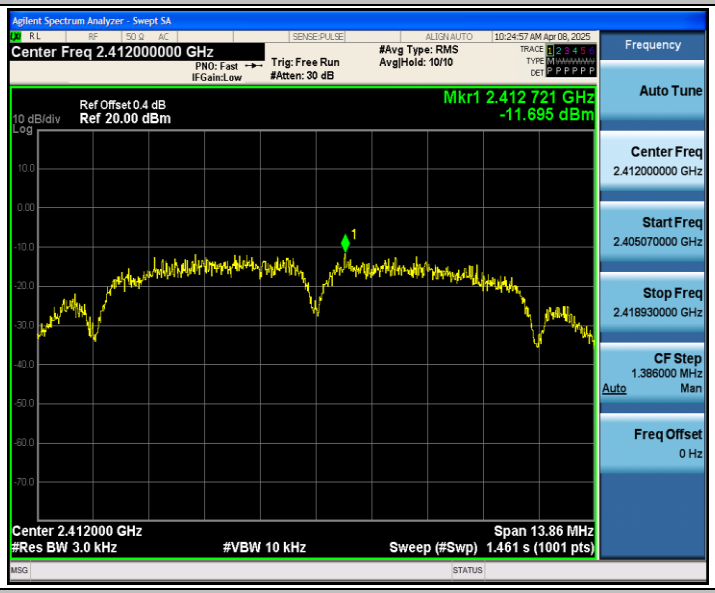
11B_Ant1_2437
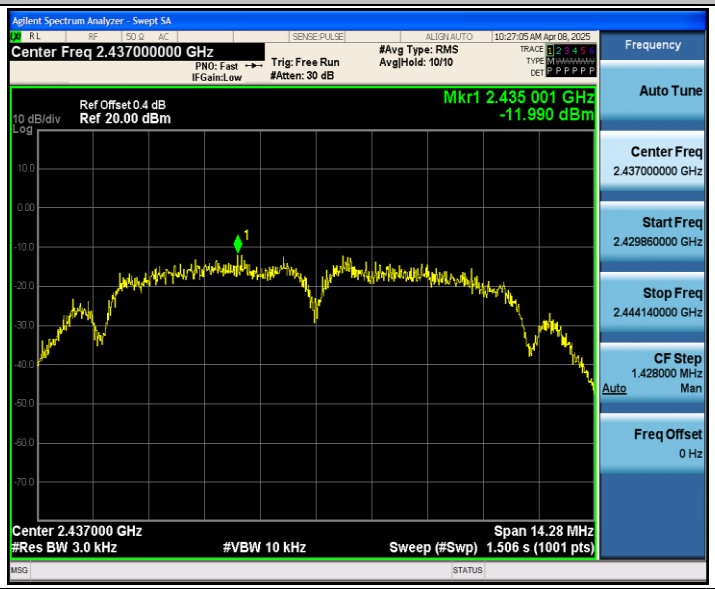
11B_Ant1_2462

11G_Ant1_2412

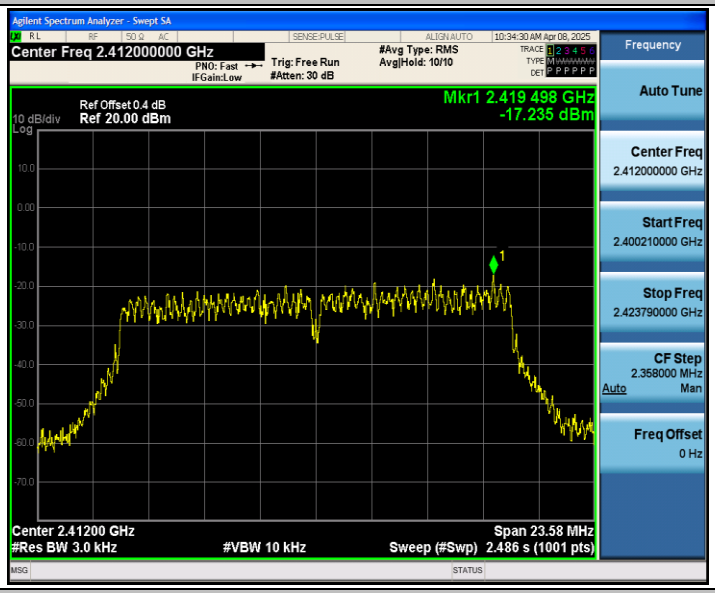

11G_Ant1_2437

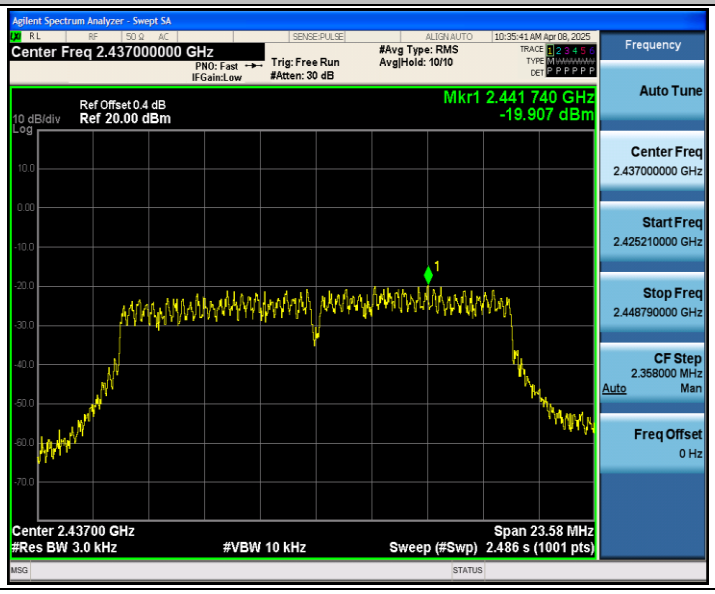

11G_Ant1_2462

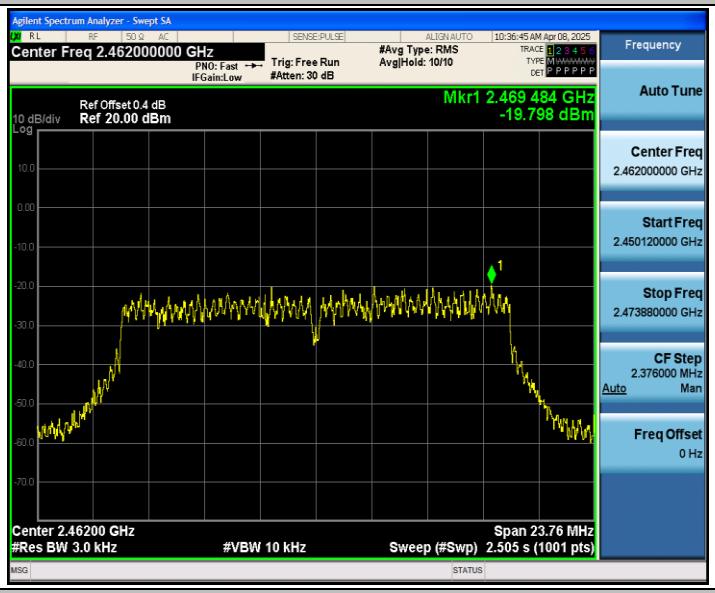

11N20SISO_Ant1_2412

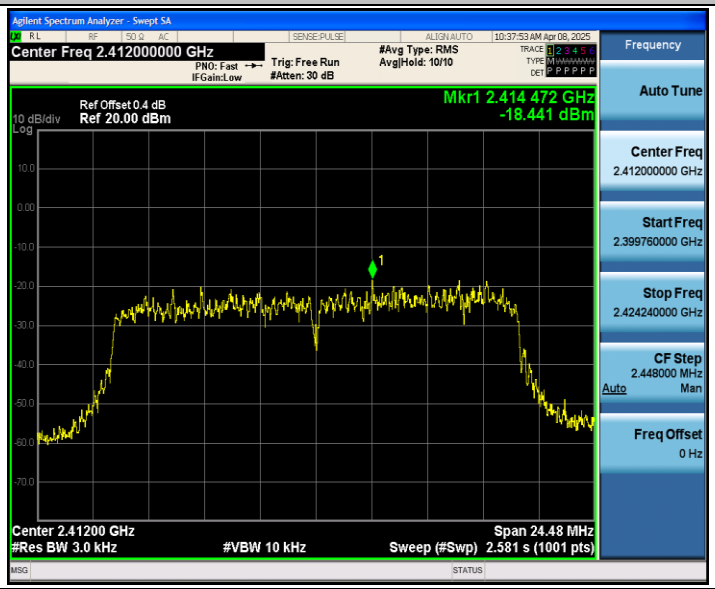

11N20SISO_Ant1_2437

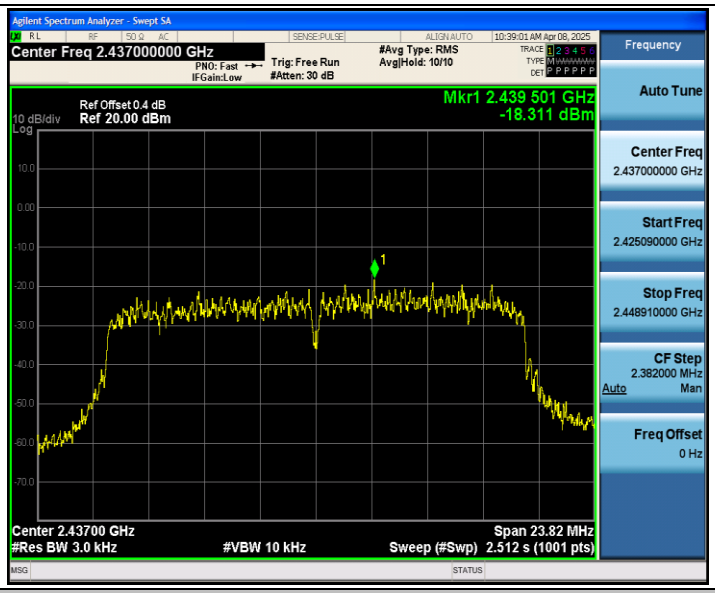

11N20SISO_Ant1_2462

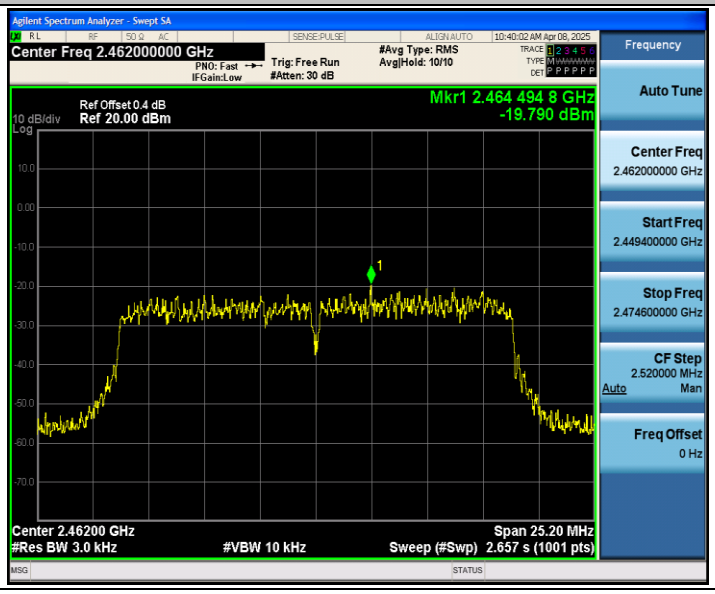

Appendix E: Band edge measurements

Test Result

TestMode	Antenna	ChName	Frequency[MHz]	RefLevel[dBm]	Result[dBm]	Limit[dBm]	Verdict
11B	Ant1	Low	2412	2.24	-36	≤-17.76	PASS
		High	2462	1.93	-50.18	≤-18.07	PASS
11G	Ant1	Low	2412	-2.55	-35.09	≤-22.55	PASS
		High	2462	-3.59	-35.69	≤-23.59	PASS
11N20SISO	Ant1	Low	2412	-2.24	-35.91	≤-22.24	PASS
		High	2462	-3.66	-40.96	≤-23.66	PASS

Test Graphs

11B_Ant1_Low_2412

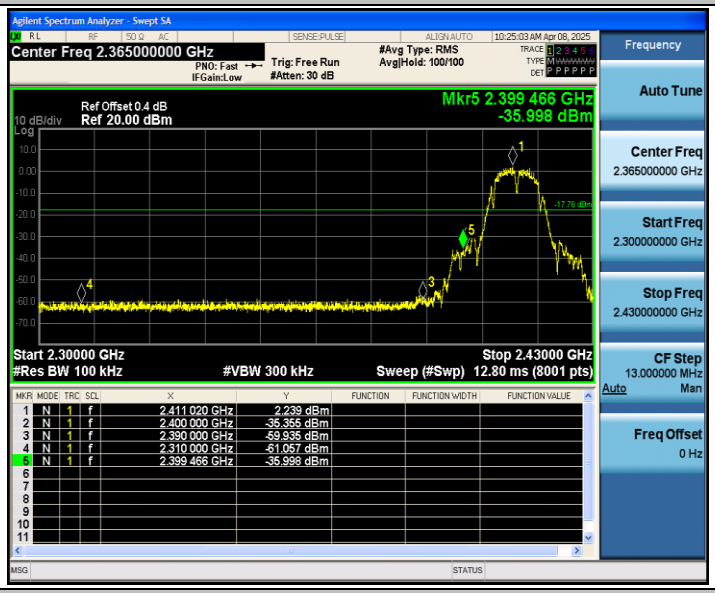

11B_Ant1_High_2462

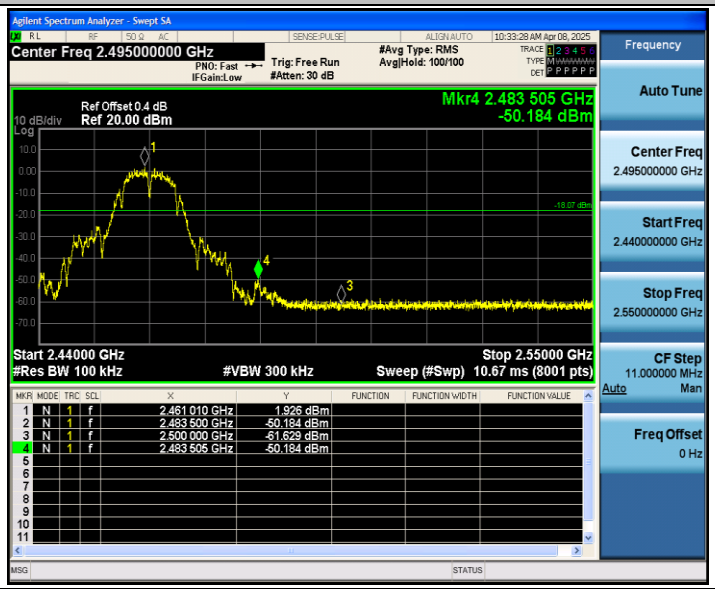

11G_Ant1_Low_2412

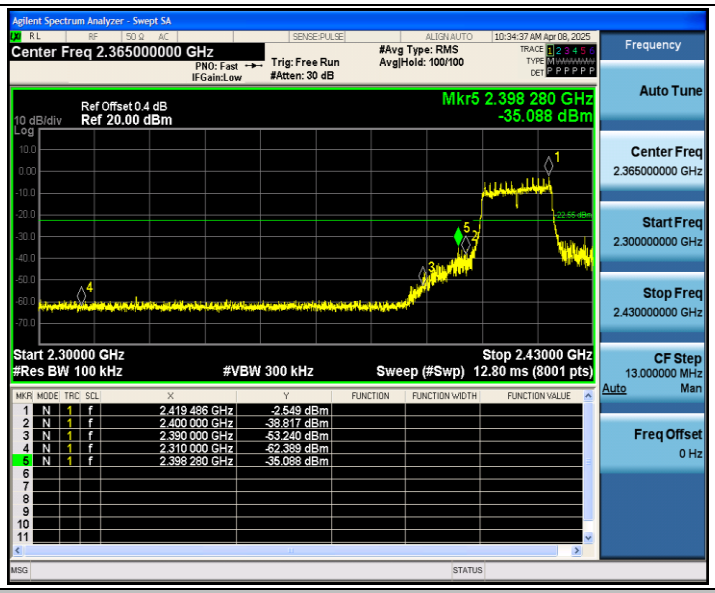

11G_Ant1_High_2462

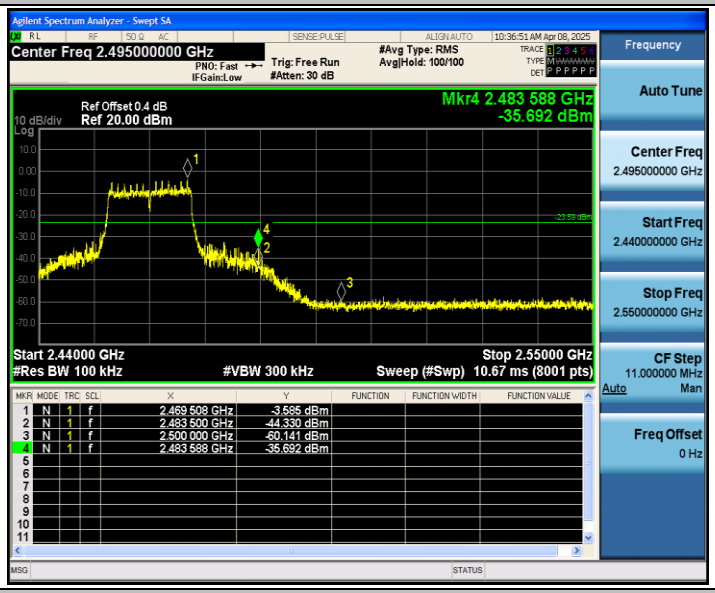

11N20SISO_Ant1_Low_2412

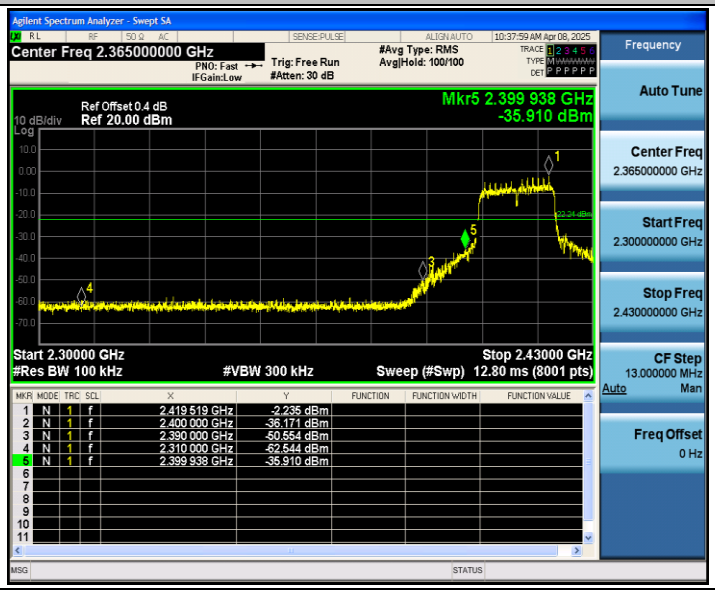

11N20SISO_Ant1_High_2462
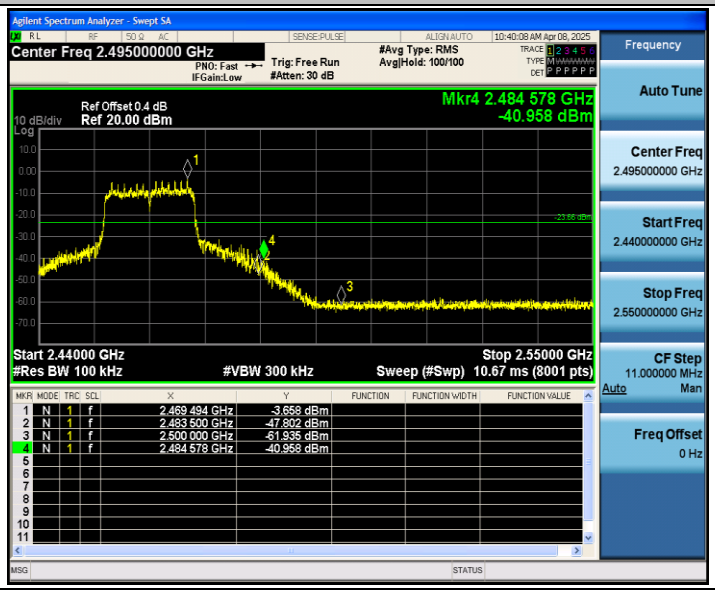

Appendix F: Conducted Spurious Emission

Test Result

TestMode	Antenna	Frequency[MHz]	FreqRange [Mhz]	RefLevel [dBm]	Result [dBm]	Limit [dBm]	Verdict
11B	Ant1	2412	Reference	3.76	3.76	---	PASS
			30~1000	3.76	-67.82	≤-16.24	PASS
			1000~26500	3.76	-42.36	≤-16.24	PASS
		2437	Reference	2.63	2.63	---	PASS
			30~1000	2.63	-68.19	≤-17.37	PASS
			1000~26500	2.63	-41.41	≤-17.37	PASS
		2462	Reference	3.25	3.25	---	PASS
			30~1000	3.25	-67.67	≤-16.75	PASS
			1000~26500	3.25	-35.52	≤-16.75	PASS
11G	Ant1	2412	Reference	-0.56	-0.56	---	PASS
			30~1000	-0.56	-68.04	≤-20.56	PASS
			1000~26500	-0.56	-47.65	≤-20.56	PASS
		2437	Reference	-2.41	-2.41	---	PASS
			30~1000	-2.41	-67.62	≤-22.41	PASS
			1000~26500	-2.41	-54.49	≤-22.41	PASS
		2462	Reference	-2.47	-2.47	---	PASS
			30~1000	-2.47	-66.77	≤-22.47	PASS
			1000~26500	-2.47	-49.97	≤-22.47	PASS
11N20SISO	Ant1	2412	Reference	-1.10	-1.10	---	PASS
			30~1000	-1.10	-67.49	≤-21.1	PASS
			1000~26500	-1.10	-52.83	≤-21.1	PASS
		2437	Reference	-1.22	-1.22	---	PASS
			30~1000	-1.22	-67.52	≤-21.22	PASS
			1000~26500	-1.22	-54.97	≤-21.22	PASS
		2462	Reference	-2.22	-2.22	---	PASS
			30~1000	-2.22	-68.17	≤-22.22	PASS
			1000~26500	-2.22	-48.7	≤-22.22	PASS

Test Graphs

11B_Ant1_2412_0~Reference

11B_Ant1_2412_30~1000

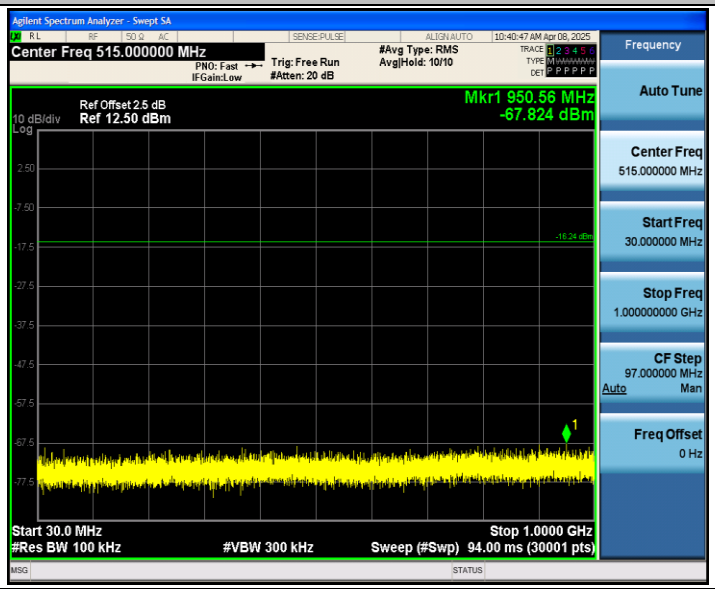

11B_Ant1_2412_1000~26500

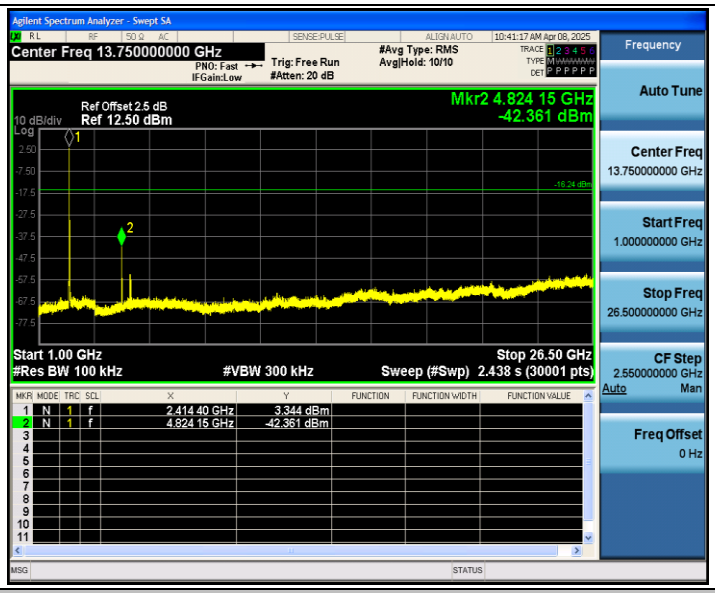

11B_Ant1_2437_0~Reference

11B_Ant1_2437_30~1000

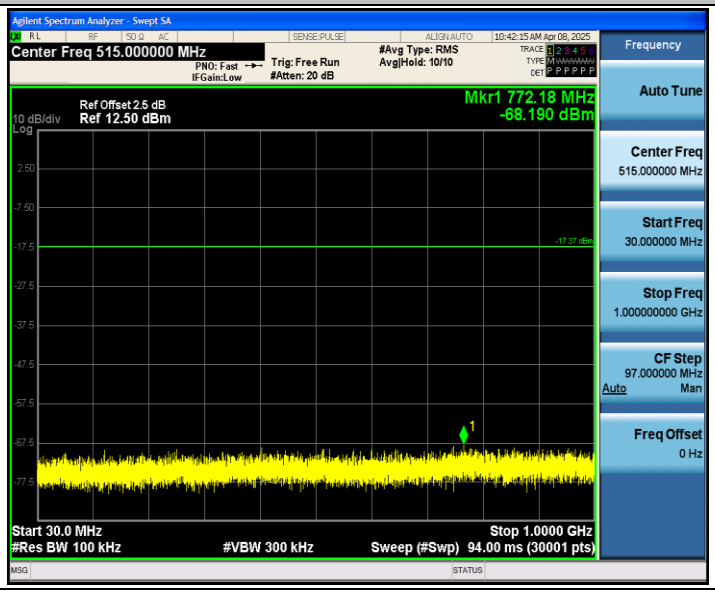

11B_Ant1_2437_1000~26500

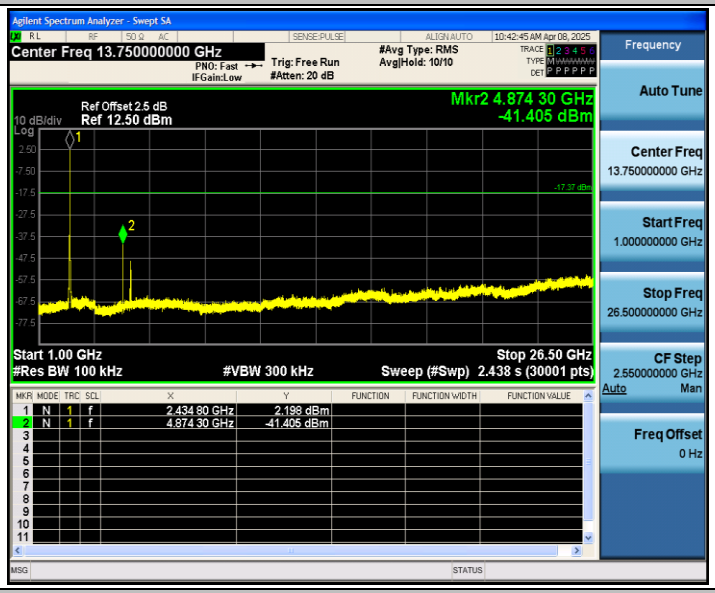

11B_Ant1_2462_0~Reference

11B_Ant1_2462_30~1000

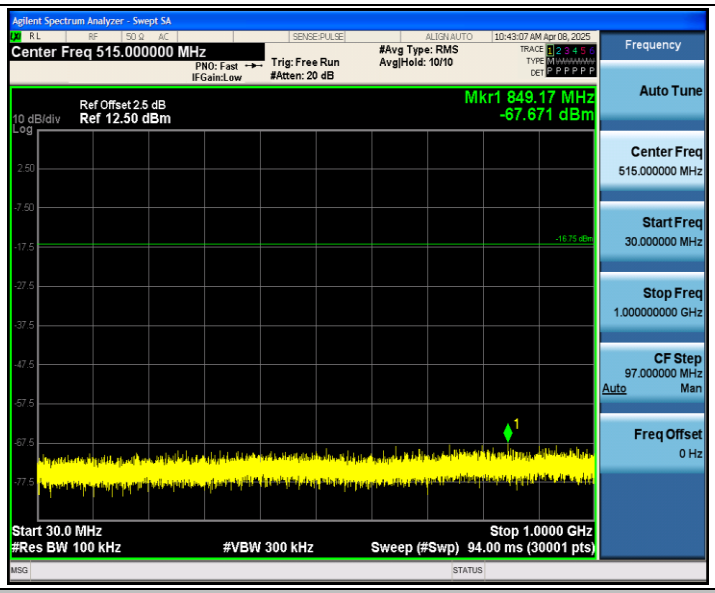

11B_Ant1_2462_1000~26500

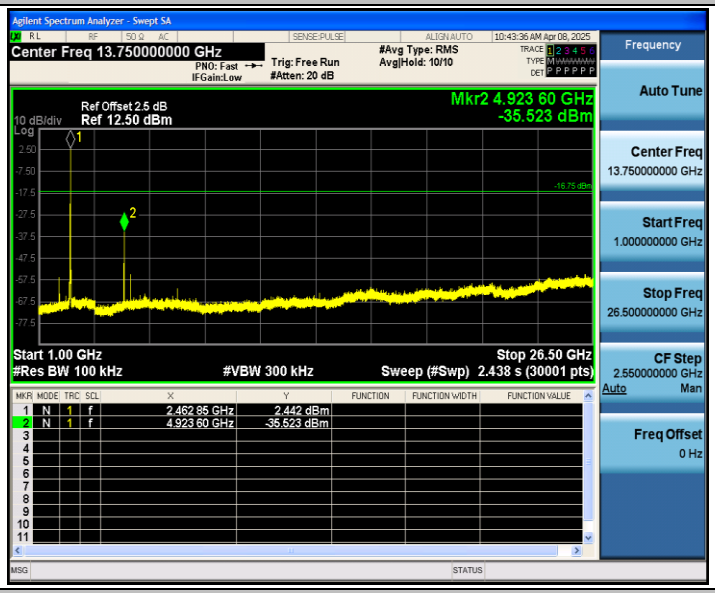

11G_Ant1_2412_0~Reference

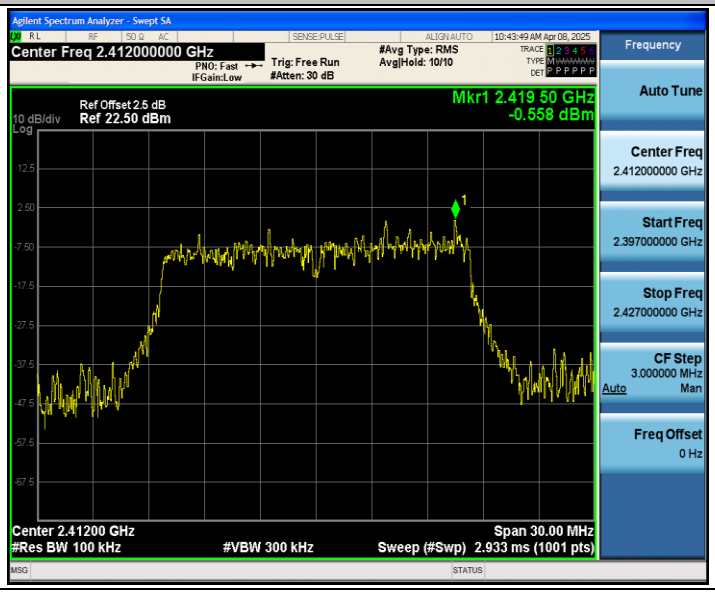

11G_Ant1_2412_30~1000

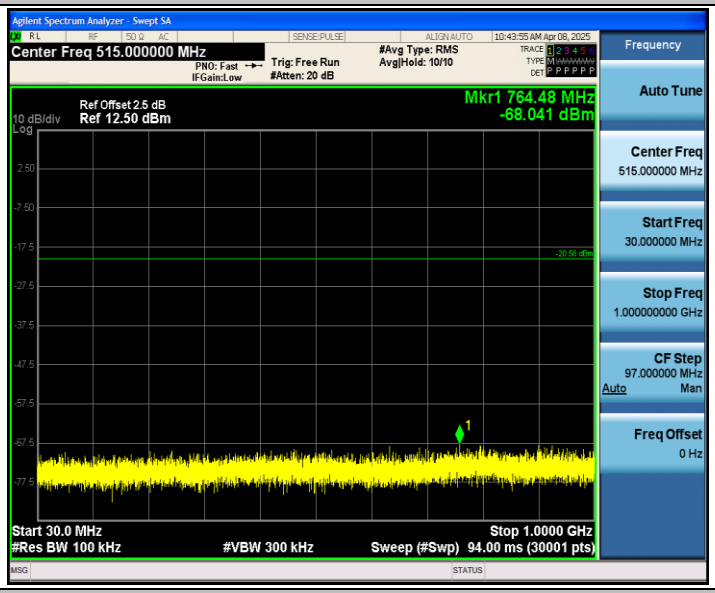

11G_Ant1_2412_1000~26500

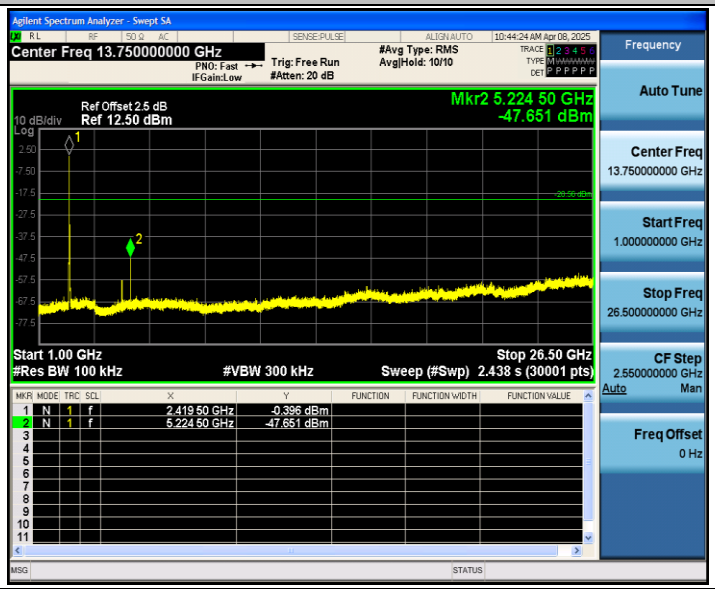

11G_Ant1_2437_0~Reference

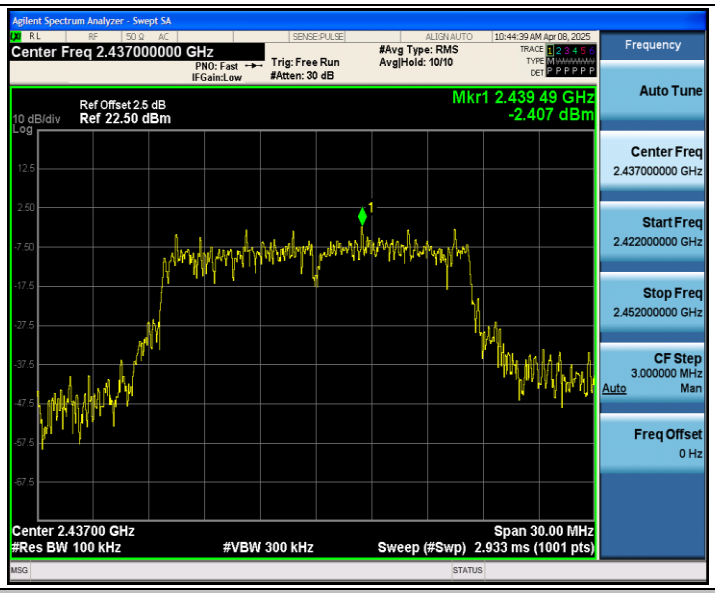

11G_Ant1_2437_30~1000

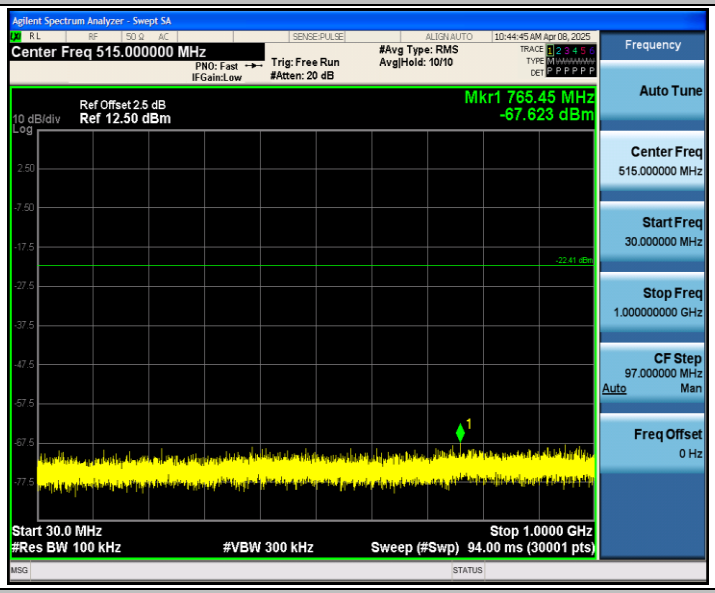

11G_Ant1_2437_1000~26500

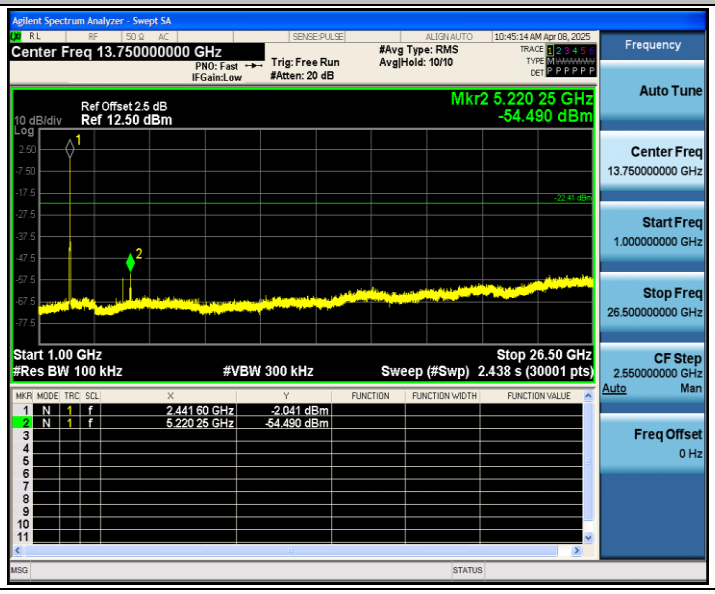

11G_Ant1_2462_0~Reference

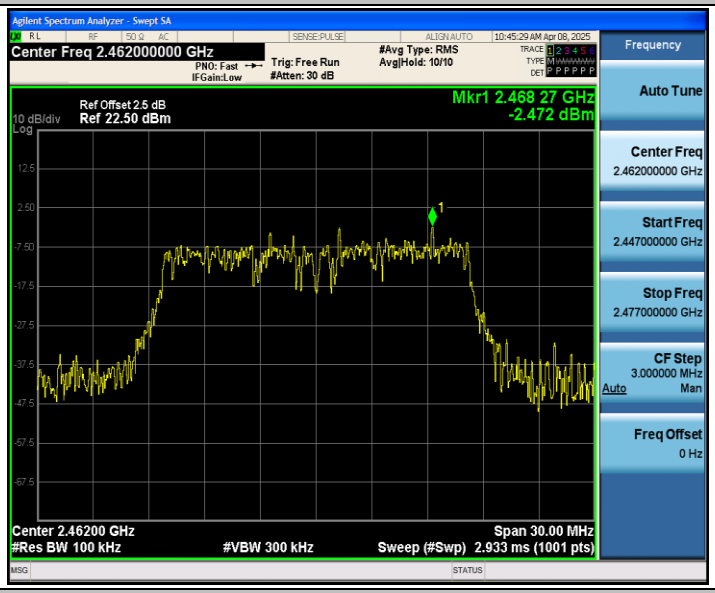

11G_Ant1_2462_30~1000

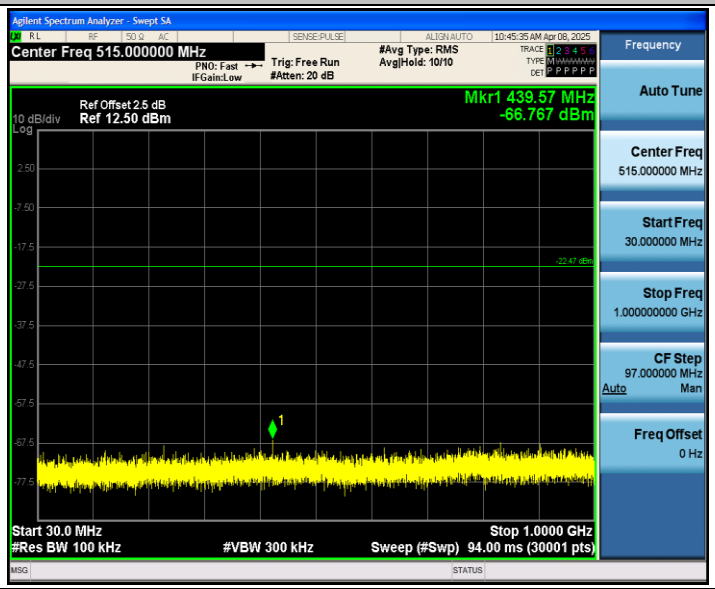

11G_Ant1_2462_1000~26500

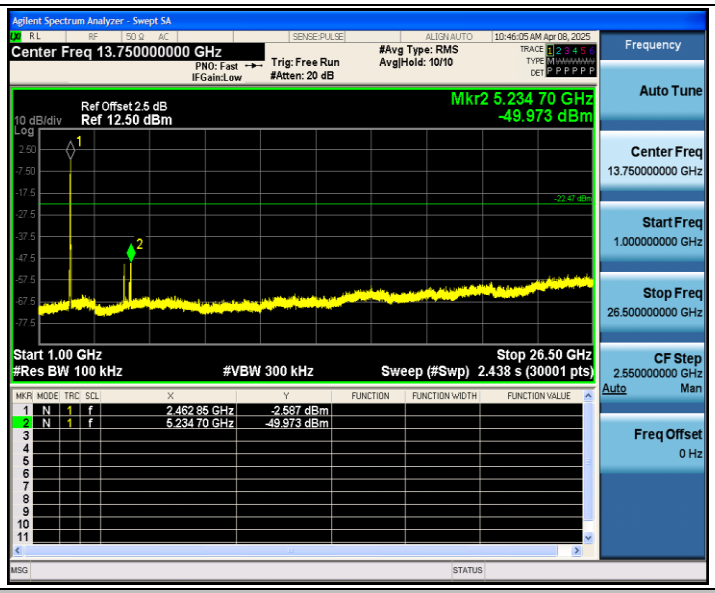

11N20SISO_Ant1_2412_0~Reference

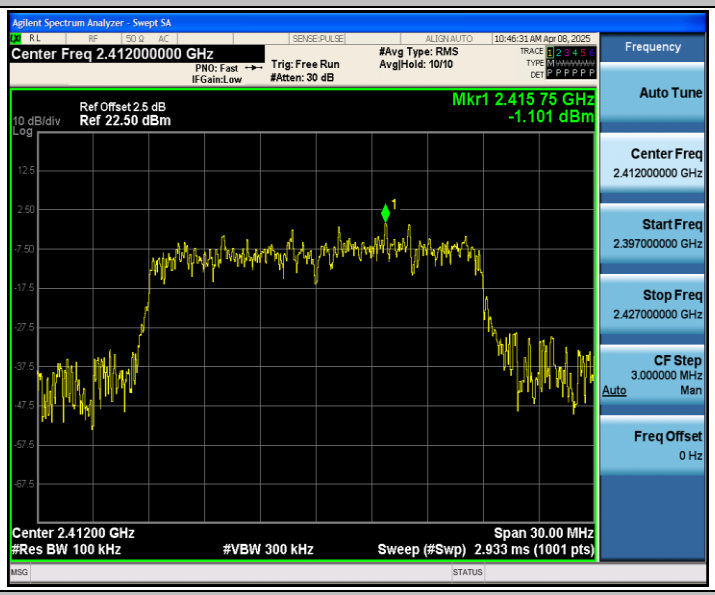
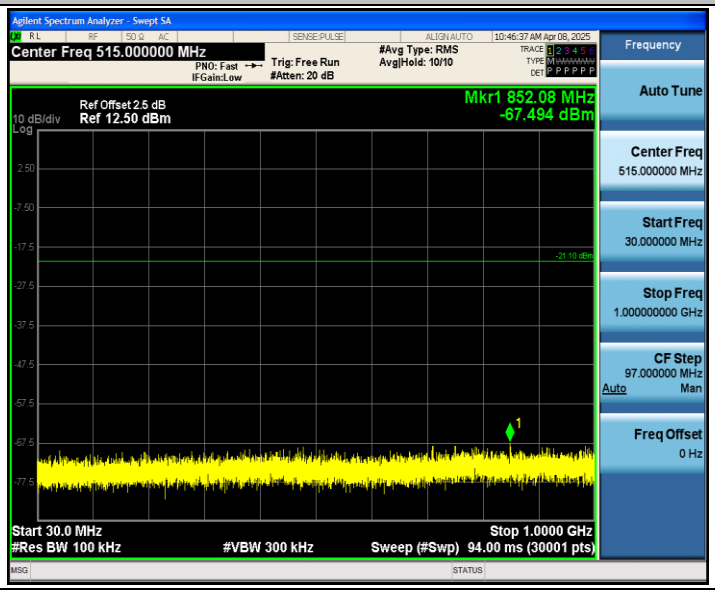
11N20SISO_Ant1_2412_30~1000