| | |
|---|---|
| **Case No. :** GTS20250311006-1-01 | |
| **Ambient Condition**: 22 ℃, 48 %RH | |
| **According Standard:** ■Part15C | |
| **Test Date:** 2025.3.31 | **Test Engineer:** Evan ouyang |

# Appendix A.1: 20dB Emission Bandwidth

## Test Result

| TestMode | Antenna | Freq(MHz) | 20dB EBW[MHz] | FL[MHz] | FH[MHz] | Limit[MHz] | Verdict |
|---|---|---|---|---|---|---|---|
| DH1 | Ant1 | 2402 | 0.789 | 2401.601 | 2402.390 | --- | --- |
| | | 2441 | 0.804 | 2440.595 | 2441.399 | --- | --- |
| | | 2480 | 0.801 | 2479.568 | 2480.369 | --- | --- |
| 2DH1 | Ant1 | 2402 | 1.245 | 2401.364 | 2402.609 | --- | --- |
| | | 2441 | 1.260 | 2440.358 | 2441.618 | --- | --- |
| | | 2480 | 1.251 | 2479.364 | 2480.615 | --- | --- |
| 3DH1 | Ant1 | 2402 | 1.239 | 2401.379 | 2402.618 | --- | --- |
| | | 2441 | 1.254 | 2440.367 | 2441.621 | --- | --- |
| | | 2480 | 1.254 | 2479.364 | 2480.618 | --- | --- |

## Test Graphs

DH1_Ant1_2402

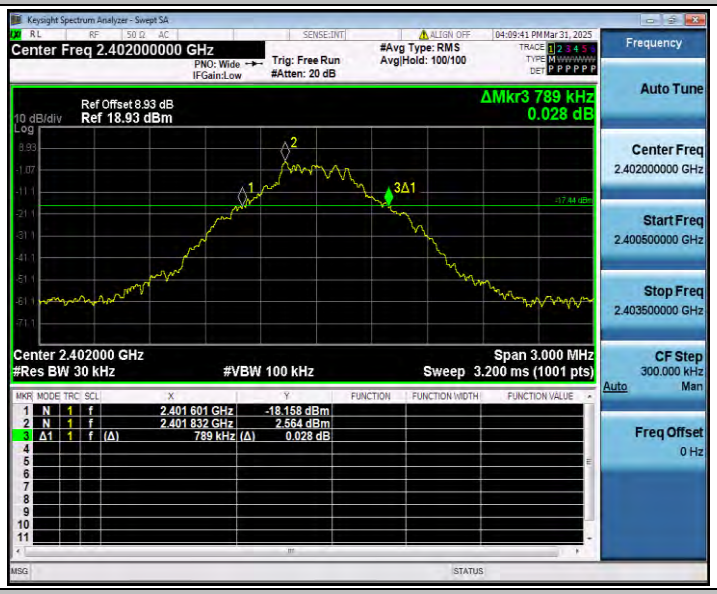


DH1_Ant1_2441

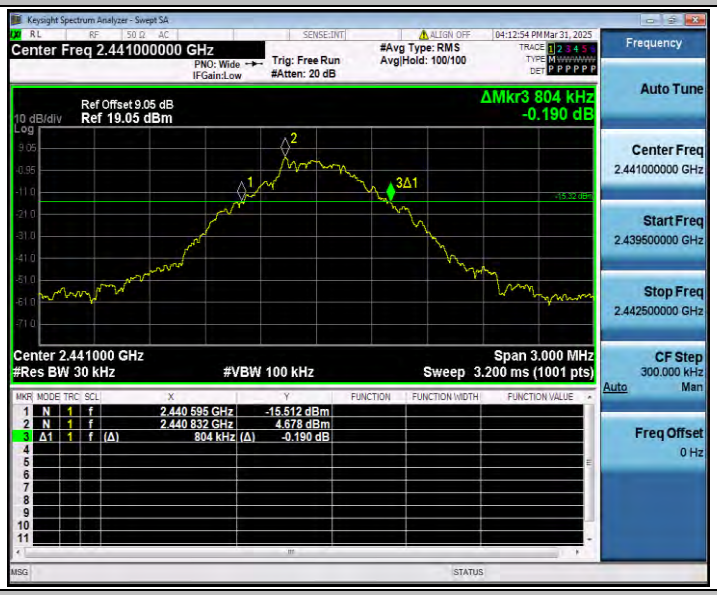


DH1_Ant1_2480

2DH1_Ant1_2402

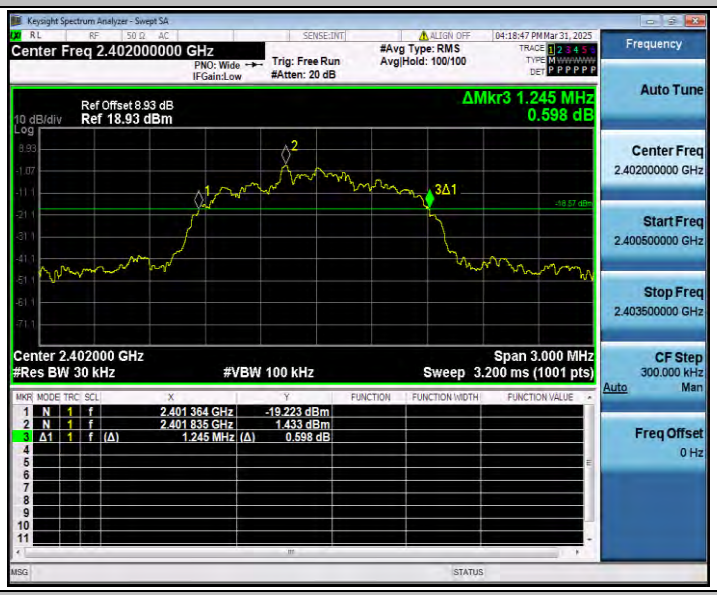


2DH1_Ant1_2441

2DH1_Ant1_2480

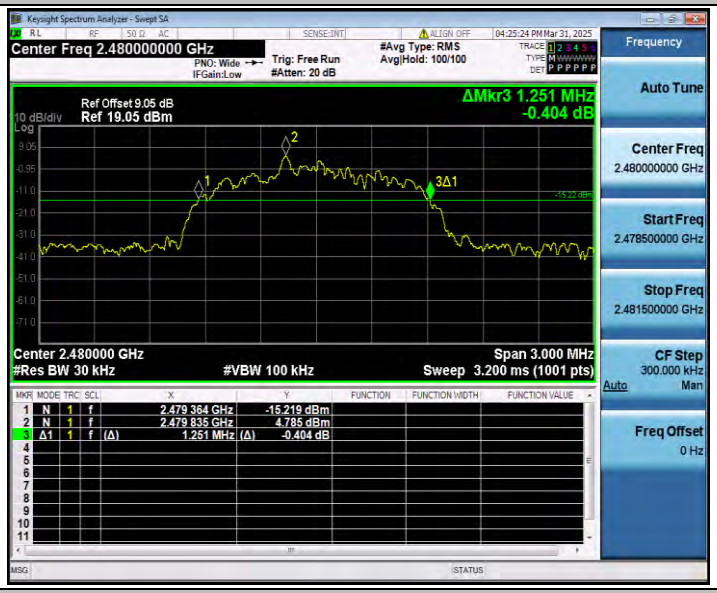


3DH1_Ant1_2402

3DH1_Ant1_2441

3DH1_Ant1_2480

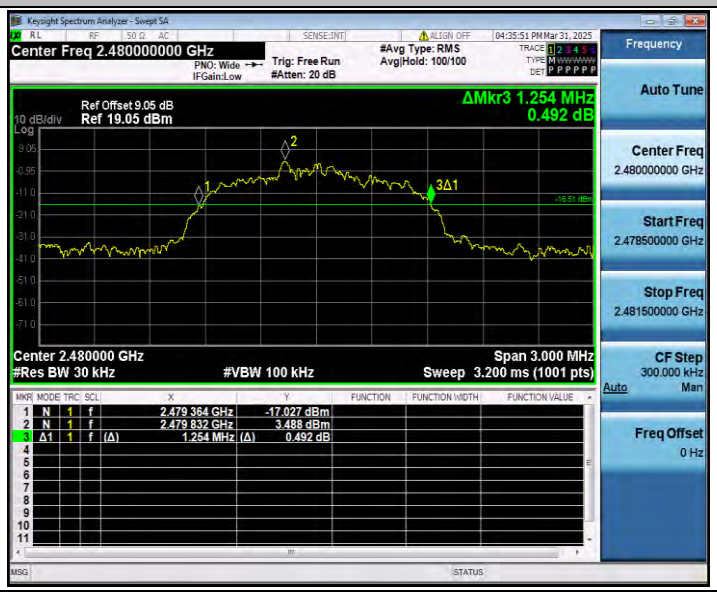

# Appendix A.2: Occupied Channel Bandwidth

## Test Result

| TestMode | Antenna | Freq(MHz) | OCB [MHz] | FL[MHz] | FH[MHz] | Limit[MHz] | Verdict |
|---|---|---|---|---|---|---|---|
| DH1 | Ant1 | 2402 | 0.71604 | 2401.6295 | 2402.3456 | --- | --- |
| | | 2441 | 0.72847 | 2440.6256 | 2441.3541 | --- | --- |
| | | 2480 | 0.71983 | 2479.6318 | 2480.3516 | --- | --- |
| 2DH1 | Ant1 | 2402 | 1.1431 | 2401.4164 | 2402.5595 | --- | --- |
| | | 2441 | 2.5241 | 2439.6393 | 2442.1634 | --- | --- |
| | | 2480 | 1.1510 | 2479.4151 | 2480.5661 | --- | --- |
| 3DH1 | Ant1 | 2402 | 1.1436 | 2401.4334 | 2402.5770 | --- | --- |
| | | 2441 | 1.1512 | 2440.4279 | 2441.5791 | --- | --- |
| | | 2480 | 1.1536 | 2479.4275 | 2480.5811 | --- | --- |

## Test Graphs

DH1_Ant1_2402

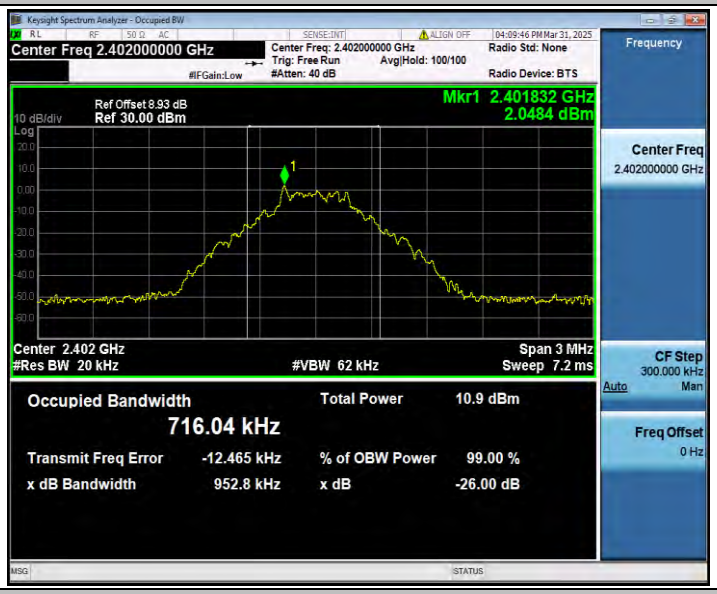


DH1_Ant1_2441

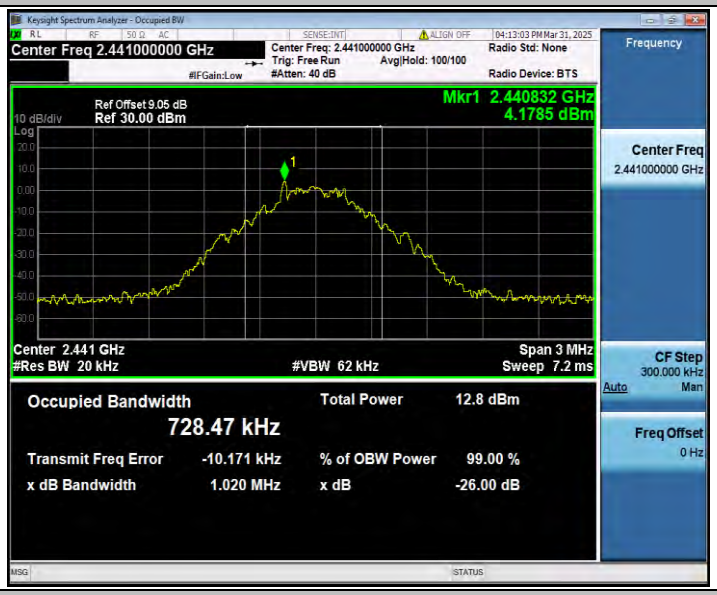


DH1_Ant1_2480

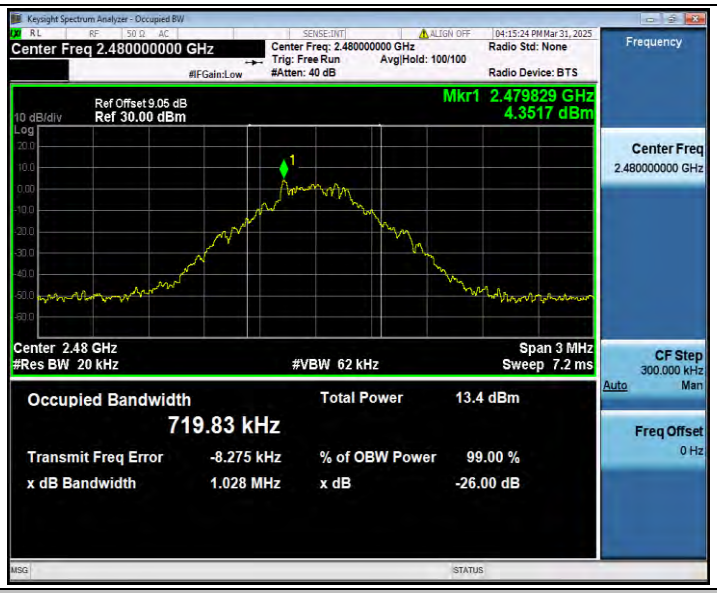


2DH1_Ant1_2402

2DH1_Ant1_2441

2DH1_Ant1_2480

3DH1_Ant1_2402

3DH1_Ant1_2441

3DH1_Ant1_2480

# Appendix A.3: Maximum conducted output power

## Test Result Peak

| Test Mode | Antenna | Freq(MHz) | Conducted Peak Powert[dBm] | Conducted Limit[dBm] | Verdict |
|---|---|---|---|---|---|
| DH1 | Ant1 | 2402 | 5.17 | ≤30.00 | PASS |
| | | 2441 | 7.30 | ≤30.00 | PASS |
| | | 2480 | 7.69 | ≤30.00 | PASS |
| 2DH1 | Ant1 | 2402 | 4.46 | ≤20.97 | PASS |
| | | 2441 | 7.31 | ≤20.97 | PASS |
| | | 2480 | 7.73 | ≤20.97 | PASS |
| 3DH1 | Ant1 | 2402 | 4.49 | ≤20.97 | PASS |
| | | 2441 | 7.35 | ≤20.97 | PASS |
| | | 2480 | 7.68 | ≤20.97 | PASS |

# Appendix A.4: Carrier frequency separation

## Test Result

| TestMode | Antenna | Freq(MHz) | Result[MHz] | Limit[MHz] | Verdict |
|---|---|---|---|---|---|
| DH1 | Ant1 | Hop_2402 | 0.996 | ≥0.804 | PASS |
| | | Hop_2441 | 1.178 | ≥0.804 | PASS |
| | | Hop_2480 | 1.034 | ≥0.804 | PASS |
| 2DH1 | Ant1 | Hop_2402 | 0.996 | ≥0.840 | PASS |
| | | Hop_2441 | 0.992 | ≥0.840 | PASS |
| | | Hop_2480 | 0.976 | ≥0.840 | PASS |
| 3DH1 | Ant1 | Hop_2402 | 1.176 | ≥0.836 | PASS |
| | | Hop_2441 | 0.87 | ≥0.836 | PASS |
| | | Hop_2480 | 0.976 | ≥0.836 | PASS |

## Test Graphs

DH1_Ant1_Hop_2402

DH1_Ant1_Hop_2441

DH1_Ant1_Hop_2480

2DH1_Ant1_Hop_2402

2DH1_Ant1_Hop_2441

2DH1_Ant1_Hop_2480

3DH1_Ant1_Hop_2402

3DH1_Ant1_Hop_2441

| 3DH1_Ant1_Hop_2480 |
| --- |
| |

# Appendix A.5: Time of occupancy

## Test Result

| TestMode | Antenna | Freq(MHz) | BurstWidth [ms] | TotalHops [Num] | Result[s] | Limit[s] | Verdict |
|---|---|---|---|---|---|---|---|
| DH1 | Ant1 | Hop | 0.370 | 140 | 0.052 | ≤0.4 | PASS |
| DH3 | Ant1 | Hop | 1.333 | 170 | 0.227 | ≤0.4 | PASS |
| DH5 | Ant1 | Hop | 2.873 | 110 | 0.316 | ≤0.4 | PASS |
| 2DH1 | Ant1 | Hop | 0.380 | 130 | 0.049 | ≤0.4 | PASS |
| 2DH3 | Ant1 | Hop | 1.626 | 150 | 0.244 | ≤0.4 | PASS |
| 2DH5 | Ant1 | Hop | 2.878 | 110 | 0.317 | ≤0.4 | PASS |
| 3DH1 | Ant1 | Hop | 0.375 | 140 | 0.053 | ≤0.4 | PASS |
| 3DH3 | Ant1 | Hop | 1.626 | 170 | 0.276 | ≤0.4 | PASS |
| 3DH5 | Ant1 | Hop | 2.878 | 110 | 0.317 | ≤0.4 | PASS |

## Test Graphs

| DH1_Ant1_Hop |
|---|
| 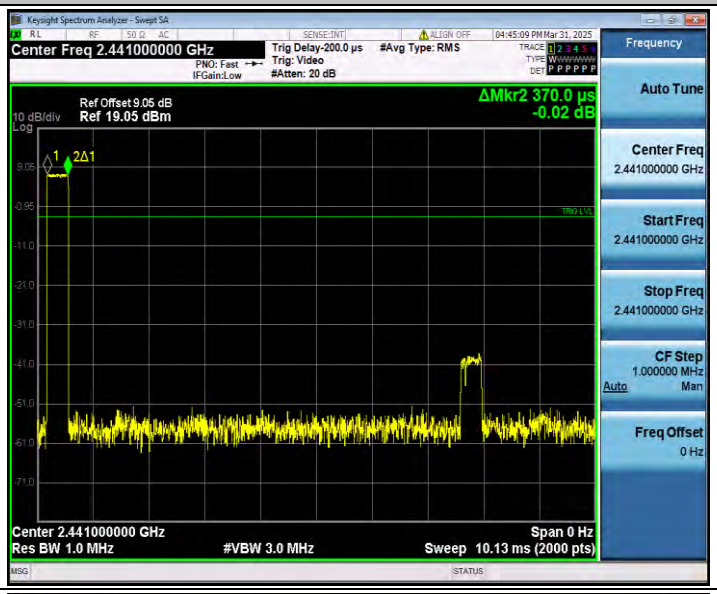 |
| 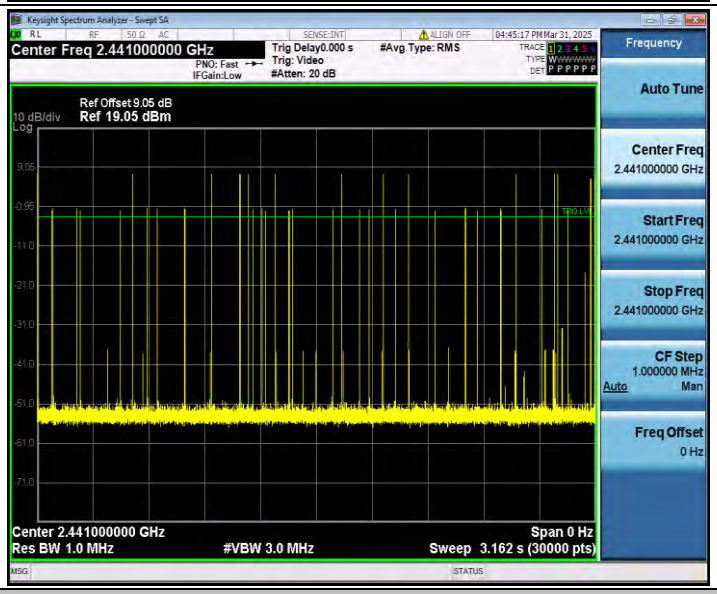 |
| DH3_Ant1_Hop |

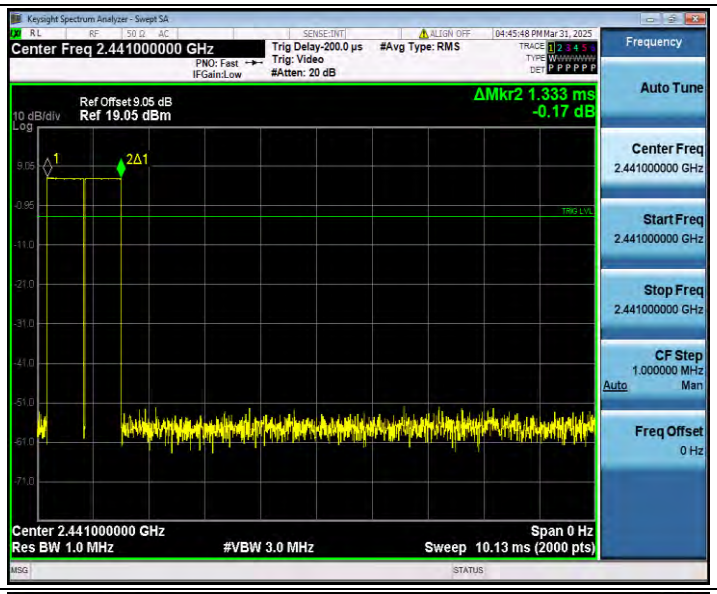
Keysight Spectrum Analyzer - Swept SA
Center Freq 2.441000000 GHz
Trig Delay-200.0 µs
#Avg Type: RMS
Trig: Video
#Atten: 20 dB
PNO: Fast
IFGain:Low
Ref Offset 9.05 dB
10 dB/div
Ref 19.05 dBm
ΔMkr2 1.333 ms
-0.17 dB
Center 2.441000000 GHz
Res BW 1.0 MHz
#VBW 3.0 MHz
Span 0 Hz
Sweep 10.13 ms (2000 pts)
Frequency
Auto Tune
Center Freq
2.441000000 GHz
Start Freq
2.441000000 GHz
Stop Freq
2.441000000 GHz
CF Step
1.000000 MHz
Auto
Man
Freq Offset
0 Hz

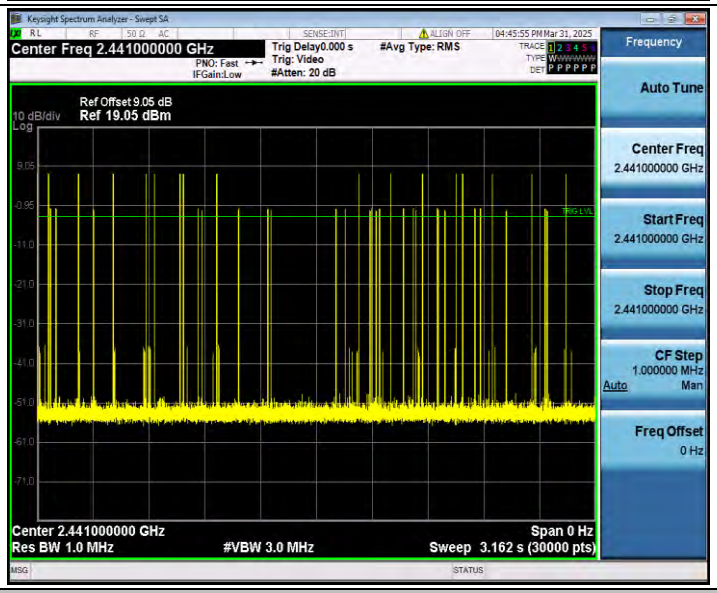
Keysight Spectrum Analyzer - Swept SA
Center Freq 2.441000000 GHz
Trig Delay0.000 s
#Avg Type: RMS
Trig: Video
#Atten: 20 dB
PNO: Fast
IFGain:Low
Ref Offset 9.05 dB
10 dB/div
Ref 19.05 dBm
Center 2.441000000 GHz
Res BW 1.0 MHz
#VBW 3.0 MHz
Span 0 Hz
Sweep 3.162 s (30000 pts)
Frequency
Auto Tune
Center Freq
2.441000000 GHz
Start Freq
2.441000000 GHz
Stop Freq
2.441000000 GHz
CF Step
1.000000 MHz
Auto
Man
Freq Offset
0 Hz

DH5_Ant1_Hop

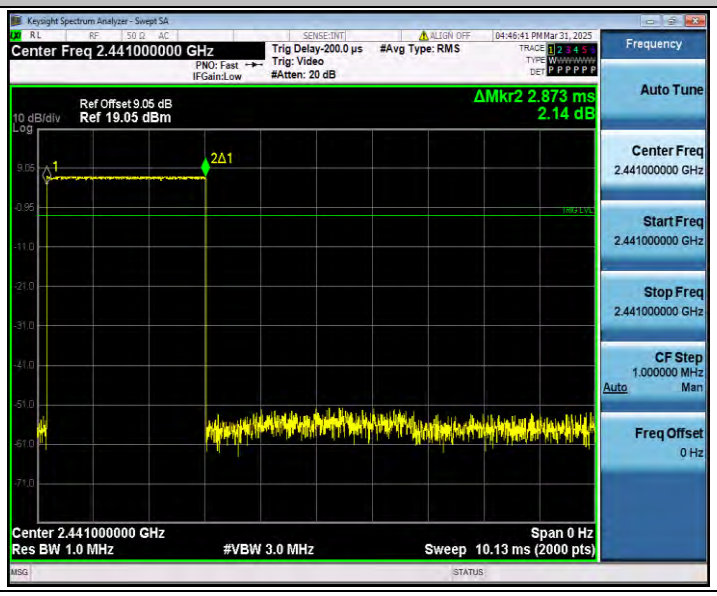
Keysight Spectrum Analyzer - Swept SA
Center Freq 2.441000000 GHz
Trig Delay-200.0 µs
#Avg Type: RMS
Trig: Video
#Atten: 20 dB
PNO: Fast
IFGain:Low
Ref Offset 9.05 dB
10 dB/div
Ref 19.05 dBm
ΔMkr2 2.873 ms
2.14 dB
Center 2.441000000 GHz
Res BW 1.0 MHz
#VBW 3.0 MHz
Span 0 Hz
Sweep 10.13 ms (2000 pts)
Frequency
Auto Tune
Center Freq
2.441000000 GHz
Start Freq
2.441000000 GHz
Stop Freq
2.441000000 GHz
CF Step
1.000000 MHz
Auto
Man
Freq Offset
0 Hz

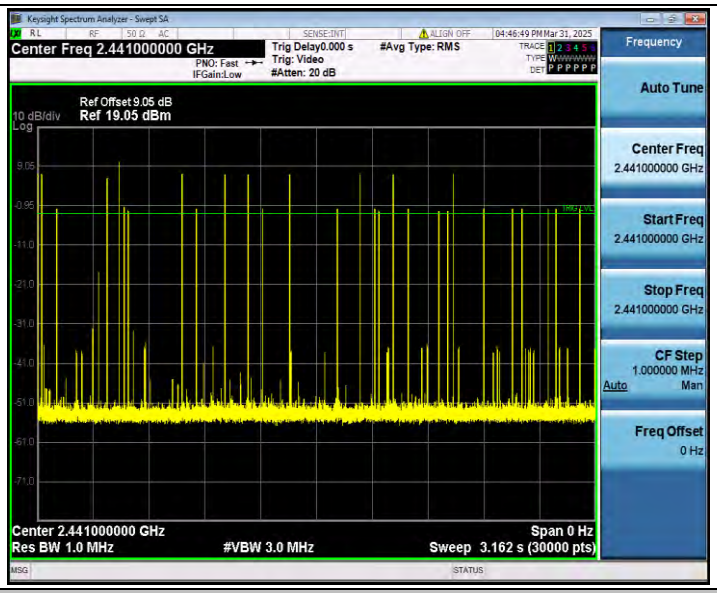


2DH1_Ant1_Hop

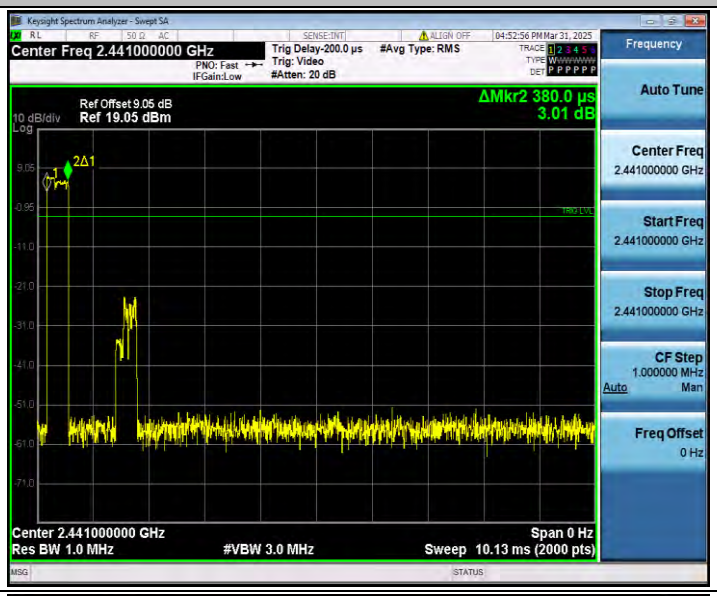


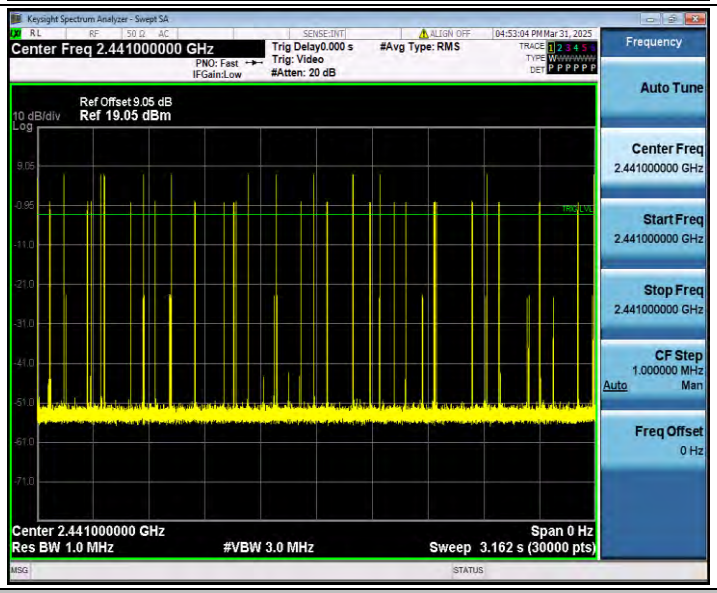


2DH3_Ant1_Hop

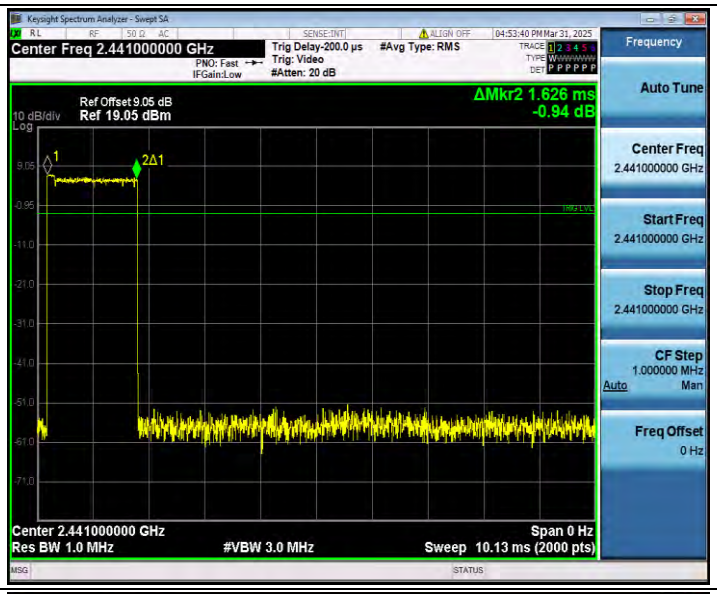


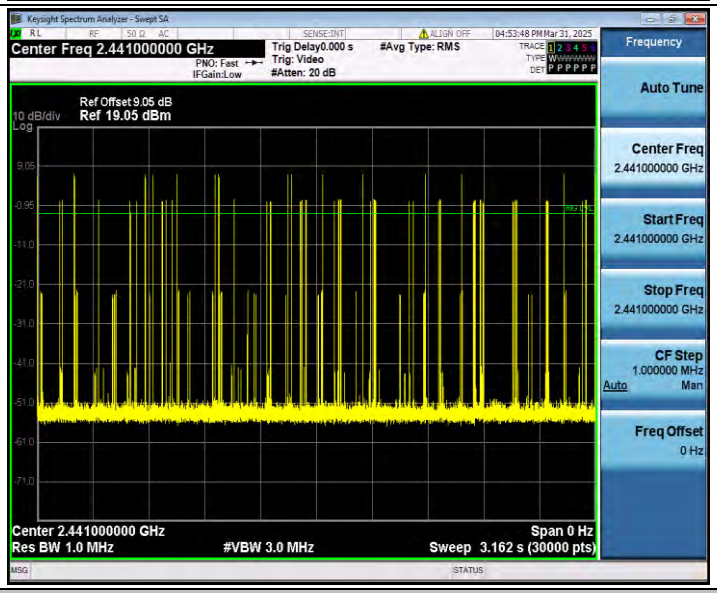


2DH5_Ant1_Hop

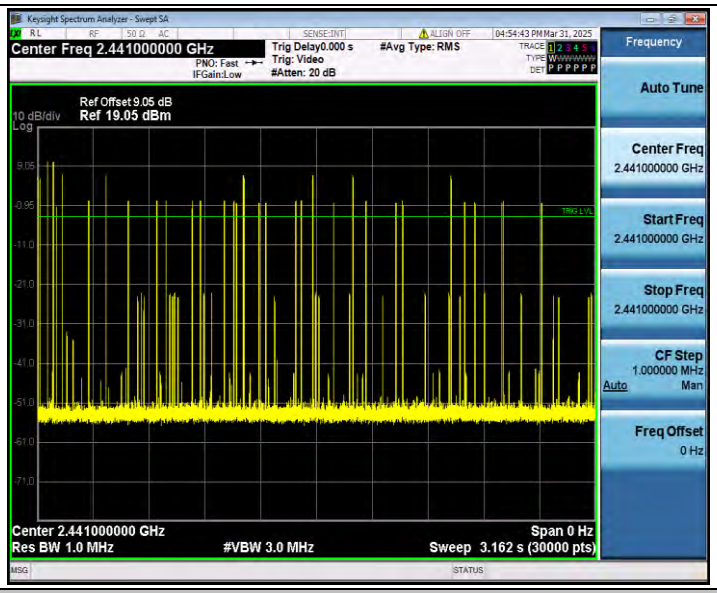


3DH1_Ant1_Hop

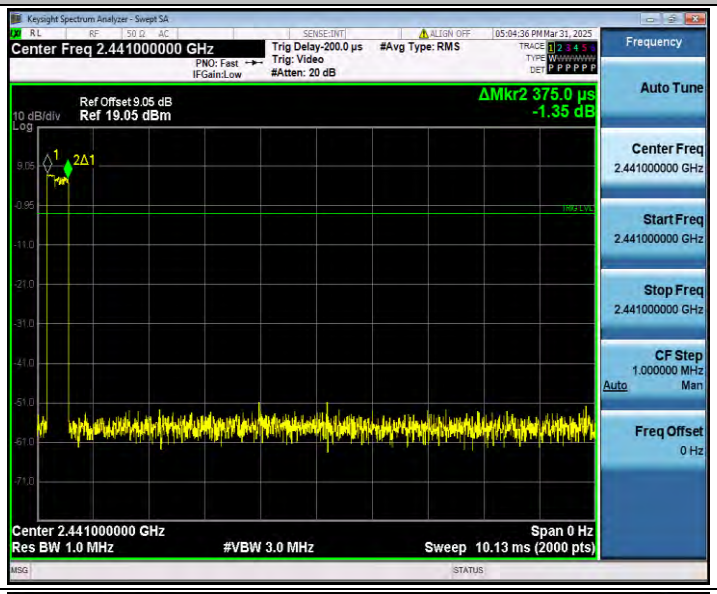


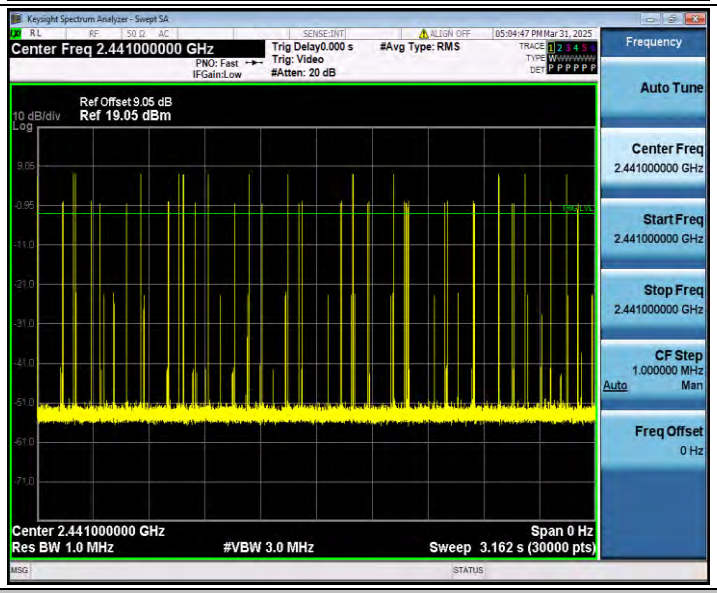


3DH3_Ant1_Hop

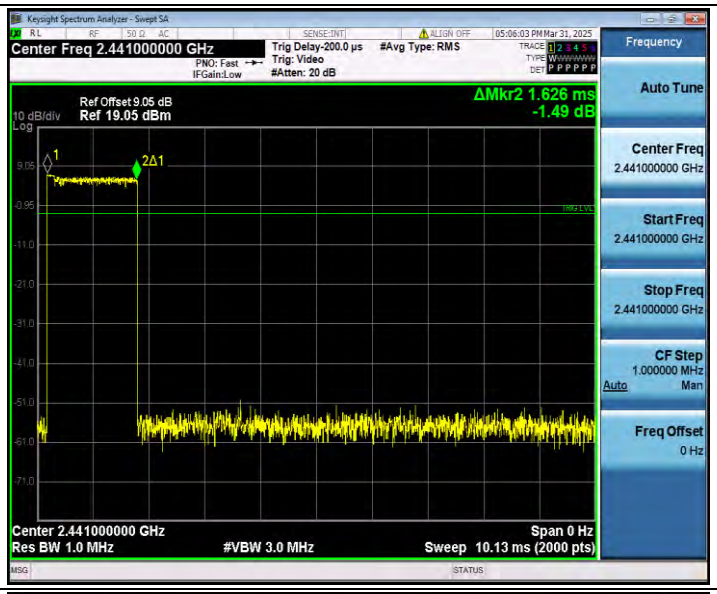


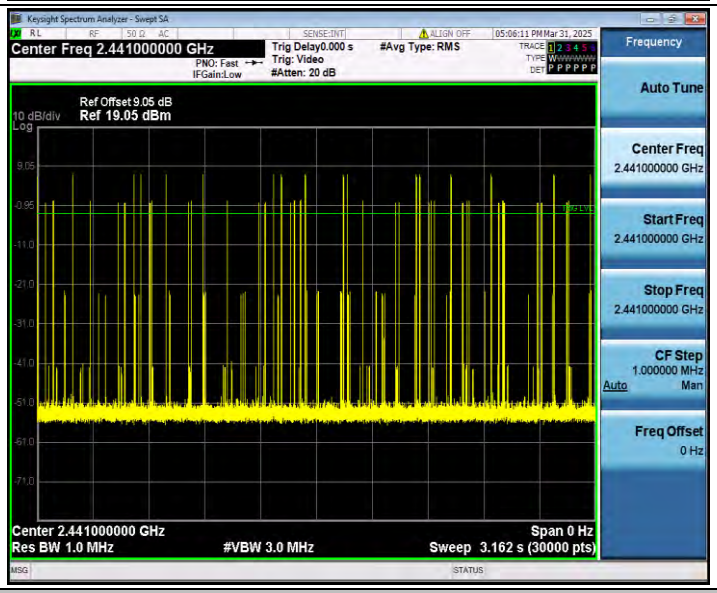


3DH5_Ant1_Hop

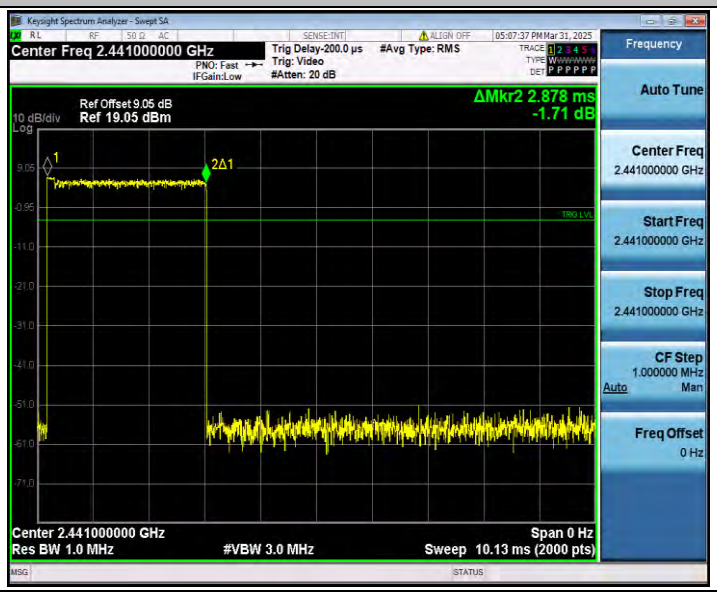

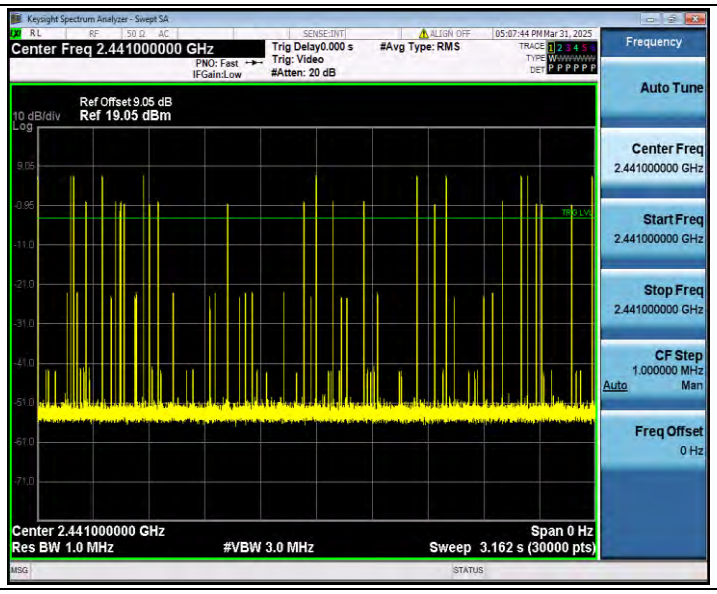
Keysight Spectrum Analyzer - Swept SA
Center Freq 2.441000000 GHz
Trig Delay0.000 s
#Avg Type: RMS
PNO: Fast
Trig: Video
IFGain:Low
#Atten: 20 dB
Ref Offset 9.05 dB
10 dB/div
Ref 19.05 dBm
Log
Center 2.441000000 GHz
Span 0 Hz
Res BW 1.0 MHz
#VBW 3.0 MHz
Sweep 3.162 s (30000 pts)
Frequency
Auto Tune
Center Freq
2.441000000 GHz
Start Freq
2.441000000 GHz
Stop Freq
2.441000000 GHz
CF Step
1.000000 MHz
Auto
Man
Freq Offset
0 Hz

# Appendix A.6: Number of hopping channels

## Test Result

| TestMode | Antenna | Freq(MHz) | Result[Num] | Limit[Num] | Verdict |
|---|---|---|---|---|---|
| DH1 | Ant1 | Hop | 79 | ≥15 | PASS |
| 2DH1 | Ant1 | Hop | 79 | ≥15 | PASS |
| 3DH1 | Ant1 | Hop | 79 | ≥15 | PASS |

## Test Graphs

| DH1_Ant1_Hop |
|---|
| 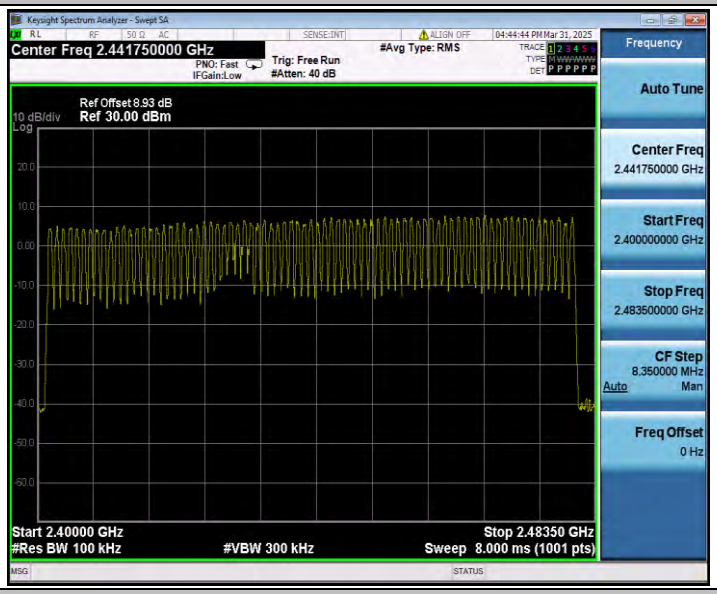 |
| 2DH1_Ant1_Hop |
| 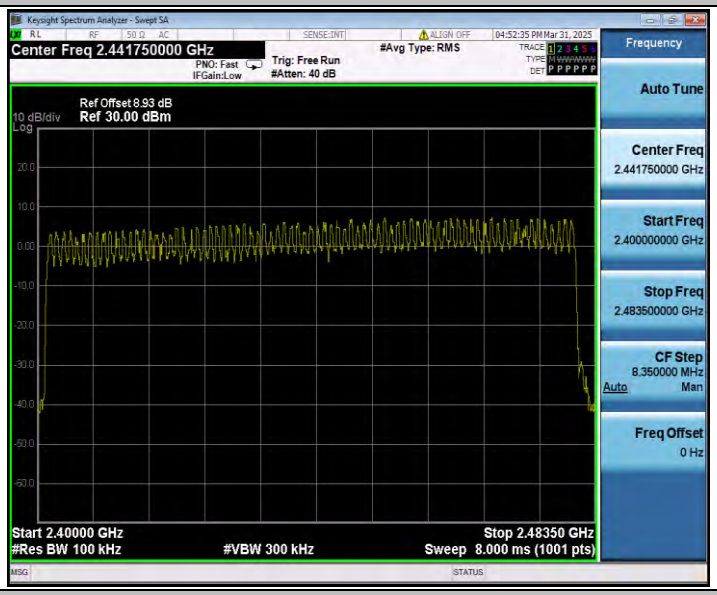 |
| 3DH1_Ant1_Hop |

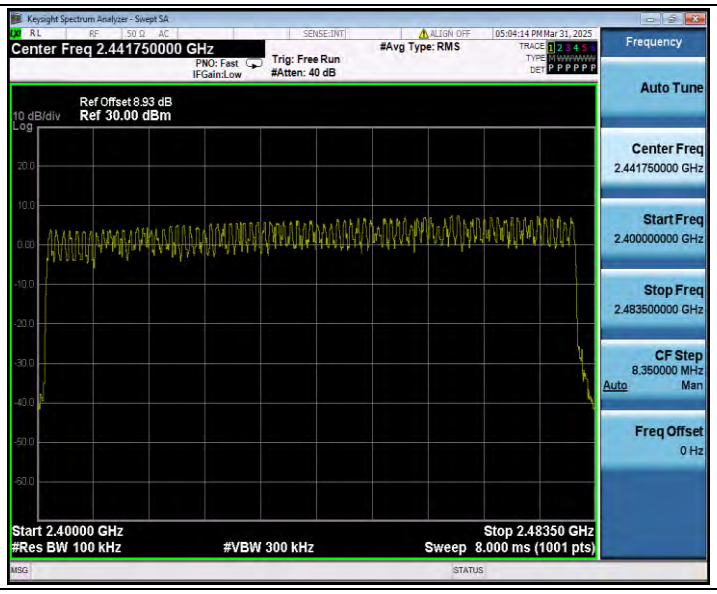
Keysight Spectrum Analyzer - Swept SA
Center Freq 2.441750000 GHz
PNO: Fast
IFGain:Low
Trig: Free Run
#Atten: 40 dB
#Avg Type: RMS
05:04:14 PM Mar 31, 2025
Ref Offset 8.93 dB
10 dB/div
Ref 30.00 dBm
Log
Start 2.40000 GHz
#Res BW 100 kHz
#VBW 300 kHz
Stop 2.48350 GHz
Sweep 8.000 ms (1001 pts)
Frequency
Auto Tune
Center Freq
2.441750000 GHz
Start Freq
2.400000000 GHz
Stop Freq
2.483500000 GHz
CF Step
8.350000 MHz
Auto
Man
Freq Offset
0 Hz

# Appendix A.7: Band edge measurements

## Test Result

| TestMode | Antenna | ChName | Freq(MHz) | RefLevel [dBm] | Result [dBm] | Limit [dBm] | Verdict |
|---|---|---|---|---|---|---|---|
| DH1 | Ant1 | Low | 2402 | 4.84 | -40.7 | ≤-15.16 | PASS |
| | | High | 2480 | 7.49 | -49.29 | ≤-12.51 | PASS |
| | | Low | Hop_2402 | 4.24 | -49.88 | ≤-15.76 | PASS |
| | | High | Hop_2480 | 7.08 | -39.63 | ≤-12.92 | PASS |
| 2DH1 | Ant1 | Low | 2402 | 4.19 | -49.21 | ≤-15.81 | PASS |
| | | High | 2480 | 7.34 | -48.99 | ≤-12.67 | PASS |
| | | Low | Hop_2402 | 3.89 | -49.84 | ≤-16.11 | PASS |
| | | High | Hop_2480 | 7.12 | -48.71 | ≤-12.89 | PASS |
| 3DH1 | Ant1 | Low | 2402 | 4.16 | -49.6 | ≤-15.84 | PASS |
| | | High | 2480 | 7.35 | -47.6 | ≤-12.65 | PASS |
| | | Low | Hop_2402 | 4.00 | -39.55 | ≤-16 | PASS |
| | | High | Hop_2480 | 7.09 | -48.79 | ≤-12.91 | PASS |

## Test Graphs

DH1_Ant1_Low_2402

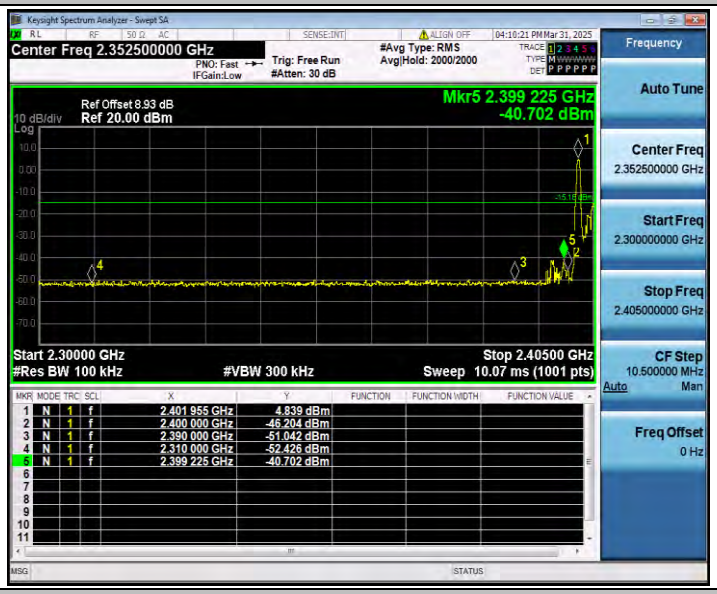


DH1_Ant1_High_2480

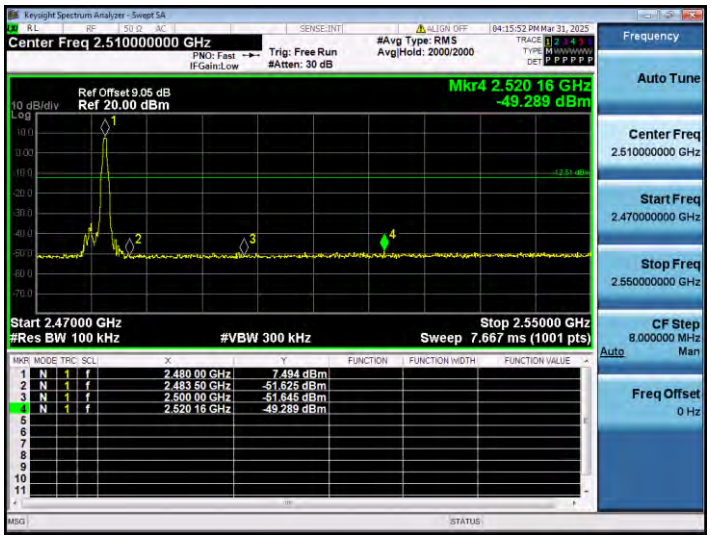


DH1_Ant1_Low_Hop_2402

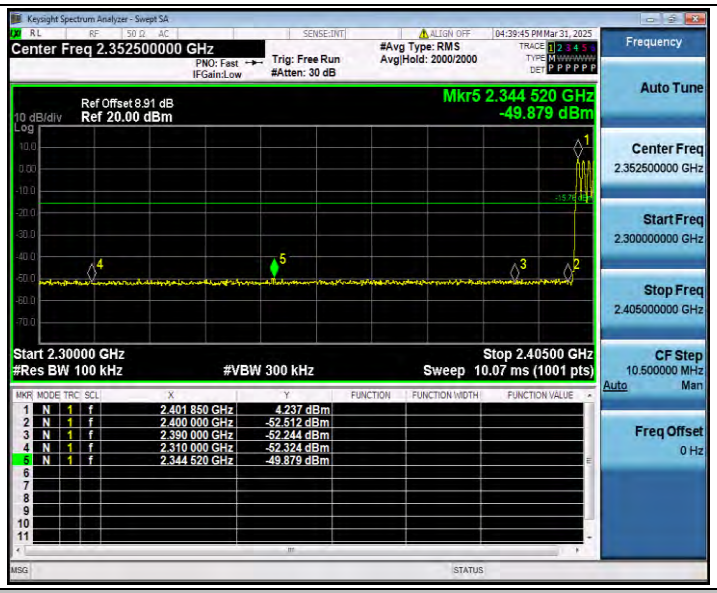


DH1_Ant1_High_Hop_2480

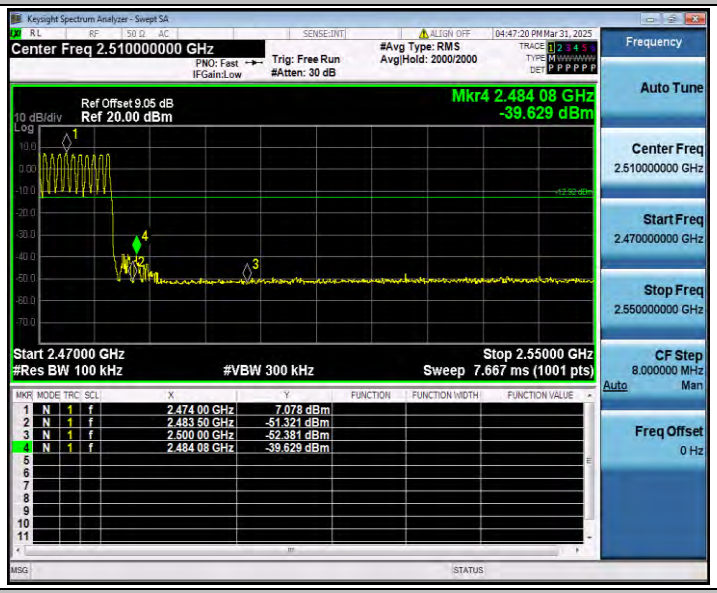


2DH1_Ant1_Low_2402

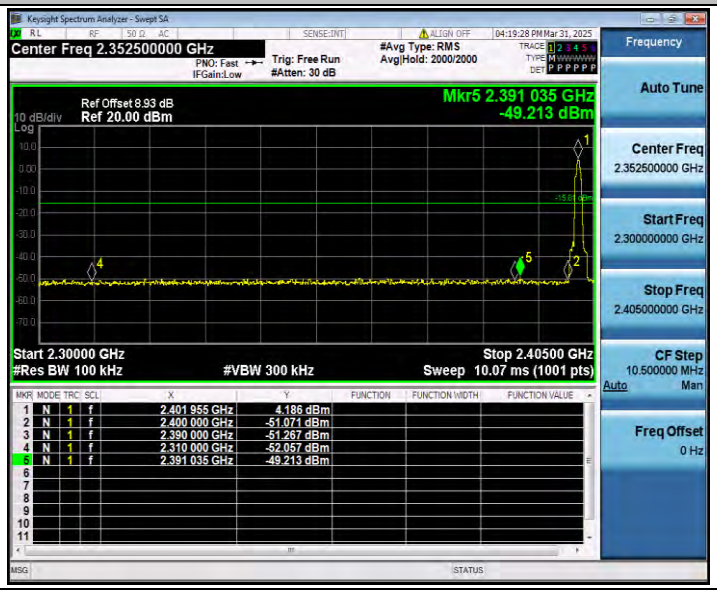

2DH1_Ant1_High_2480

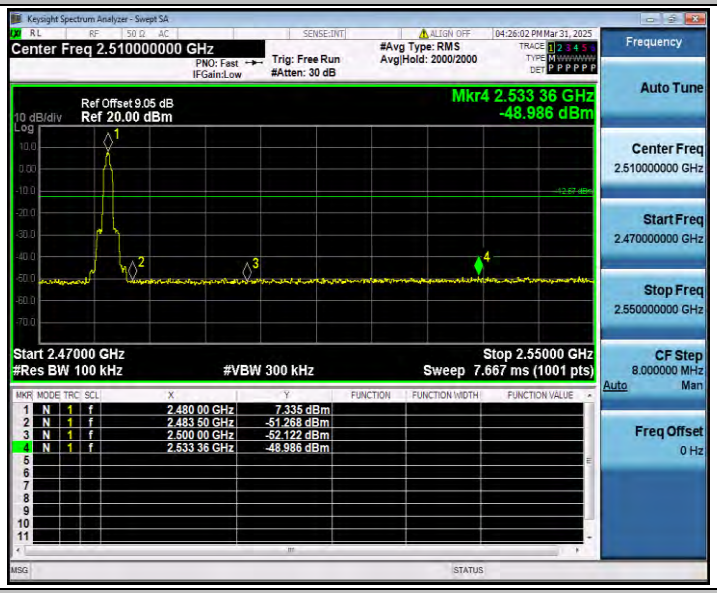


2DH1_Ant1_Low_Hop_2402

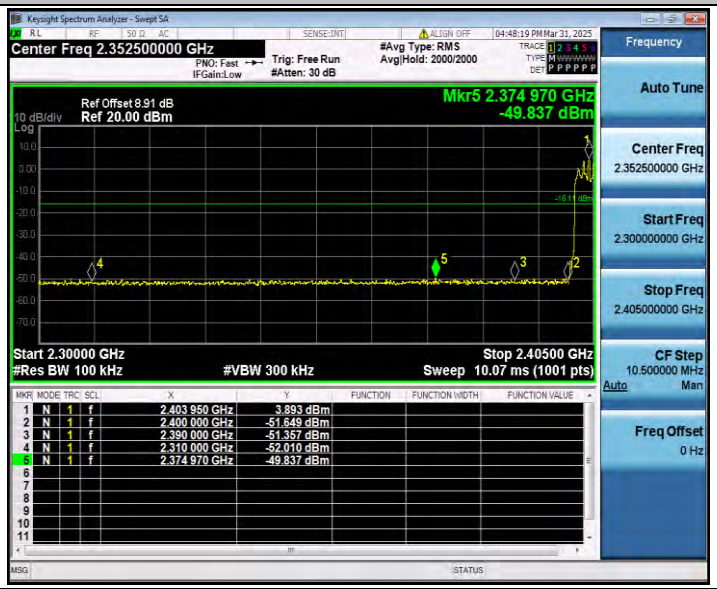


2DH1_Ant1_High_Hop_2480

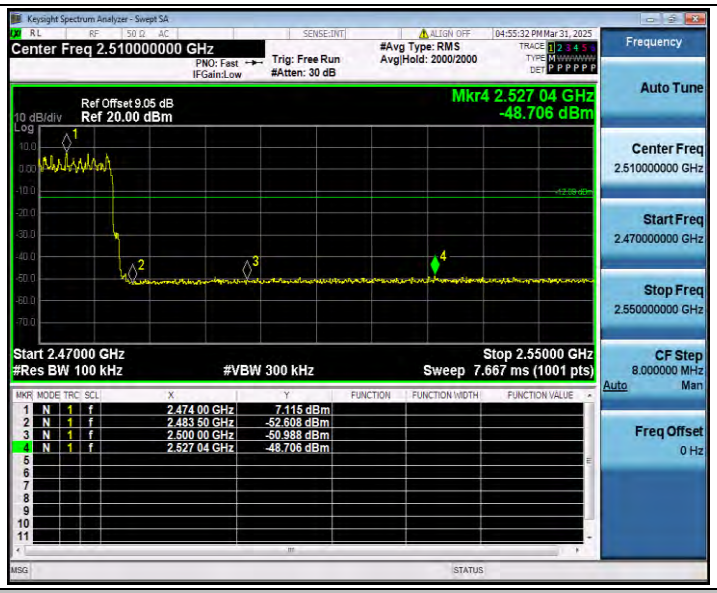


3DH1_Ant1_Low_2402

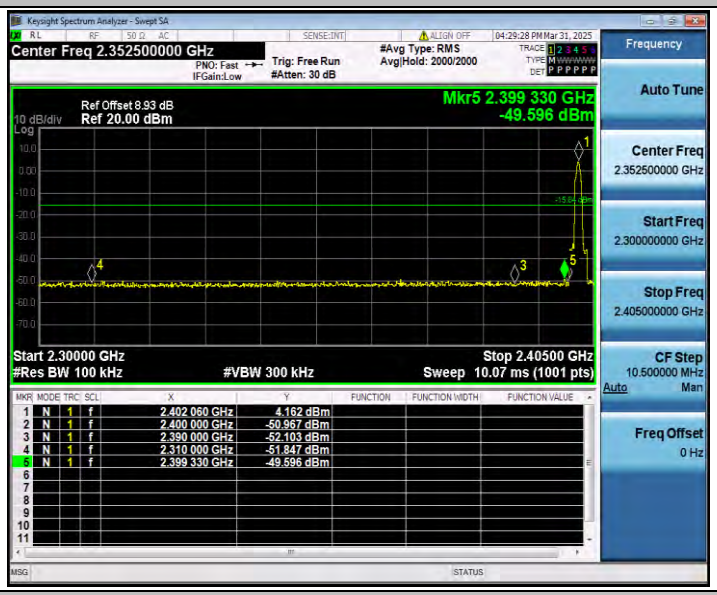


3DH1_Ant1_High_2480

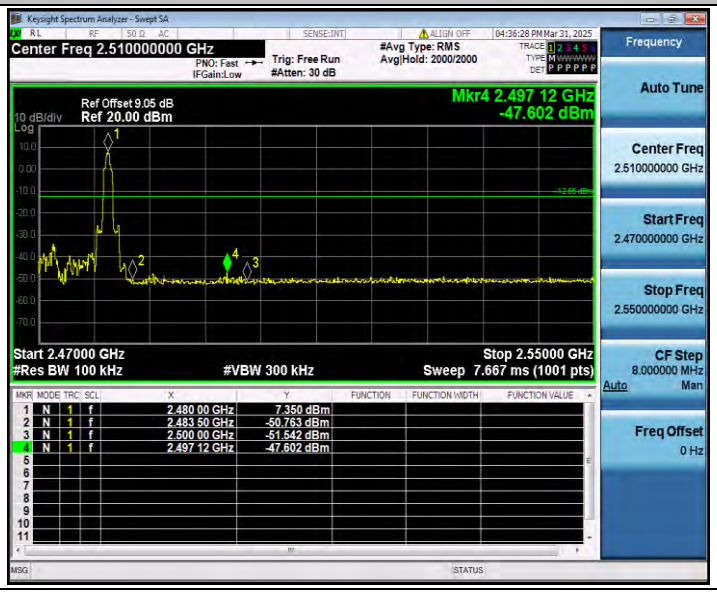

3DH1_Ant1_Low_Hop_2402

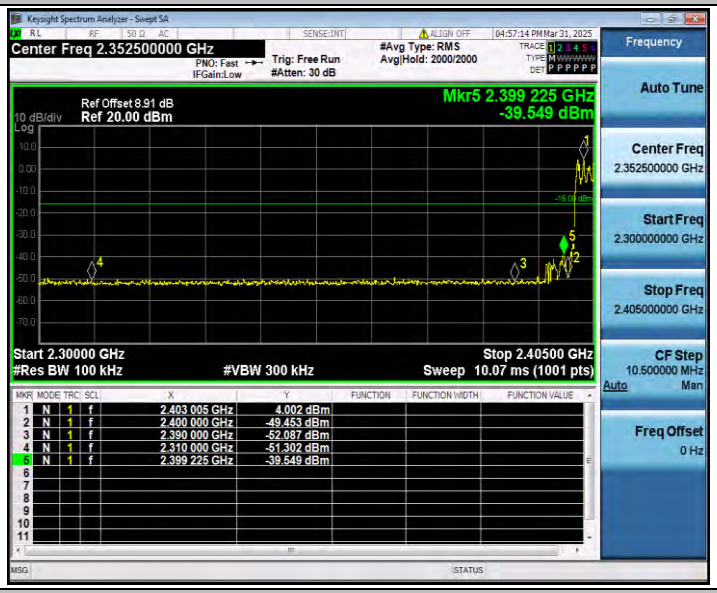


3DH1_Ant1_High_Hop_2480

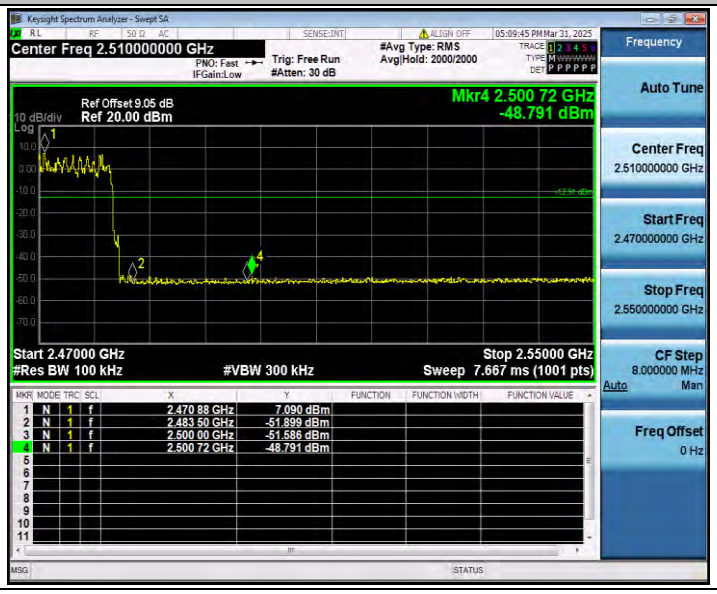

# Appendix A.8: Conducted Spurious Emission

## Test Result

| TestMode | Antenna | Freq(MHz) | FreqRange [MHz] | RefLevel [dBm] | Result [dBm] | Limit [dBm] | Verdict |
|---|---|---|---|---|---|---|---|
| DH1 | Ant1 | 2402 | Reference | 4.15 | 4.15 | --- | PASS |
| | | | 30~1000 | 4.15 | -60.78 | ≤-15.85 | PASS |
| | | | 1000~26500 | 4.15 | -47.76 | ≤-15.85 | PASS |
| | | 2441 | Reference | 6.56 | 6.56 | --- | PASS |
| | | | 30~1000 | 6.56 | -56.9 | ≤-13.44 | PASS |
| | | | 1000~26500 | 6.56 | -47.88 | ≤-13.44 | PASS |
| | | 2480 | Reference | 7.04 | 7.04 | --- | PASS |
| | | | 30~1000 | 7.04 | -58.05 | ≤-12.96 | PASS |
| | | | 1000~26500 | 7.04 | -47.55 | ≤-12.96 | PASS |
| 2DH1 | Ant1 | 2402 | Reference | 3.41 | 3.41 | --- | PASS |
| | | | 30~1000 | 3.41 | -58.71 | ≤-16.59 | PASS |
| | | | 1000~26500 | 3.41 | -47.95 | ≤-16.59 | PASS |
| | | 2441 | Reference | 5.82 | 5.82 | --- | PASS |
| | | | 30~1000 | 5.82 | -58.85 | ≤-14.18 | PASS |
| | | | 1000~26500 | 5.82 | -47.48 | ≤-14.18 | PASS |
| | | 2480 | Reference | 5.83 | 5.83 | --- | PASS |
| | | | 30~1000 | 5.83 | -58.95 | ≤-14.17 | PASS |
| | | | 1000~26500 | 5.83 | -46.96 | ≤-14.17 | PASS |
| 3DH1 | Ant1 | 2402 | Reference | 3.53 | 3.53 | --- | PASS |
| | | | 30~1000 | 3.53 | -59.33 | ≤-16.47 | PASS |
| | | | 1000~26500 | 3.53 | -48.1 | ≤-16.47 | PASS |
| | | 2441 | Reference | 5.81 | 5.81 | --- | PASS |
| | | | 30~1000 | 5.81 | -58.18 | ≤-14.19 | PASS |
| | | | 1000~26500 | 5.81 | -31.76 | ≤-14.19 | PASS |
| | | 2480 | Reference | 6.80 | 6.80 | --- | PASS |
| | | | 30~1000 | 6.80 | -59.55 | ≤-13.2 | PASS |
| | | | 1000~26500 | 6.80 | -47.75 | ≤-13.2 | PASS |

## Test Graphs

DH1_Ant1_2402_0~Reference

DH1_Ant1_2402_30~1000

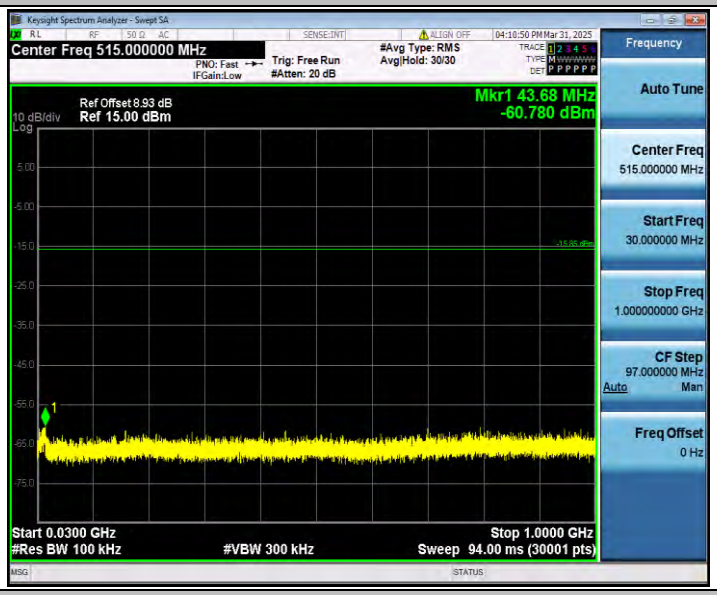


DH1_Ant1_2402_1000~26500

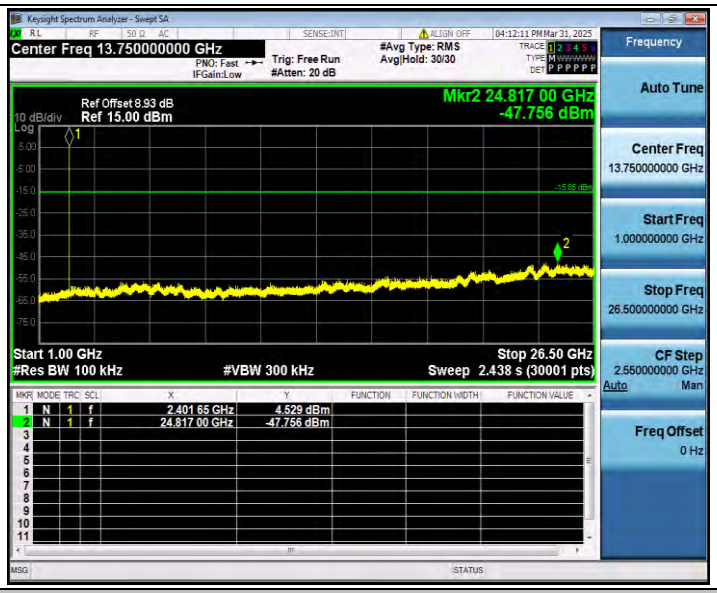


DH1_Ant1_2441_0~Reference

DH1_Ant1_2441_30~1000

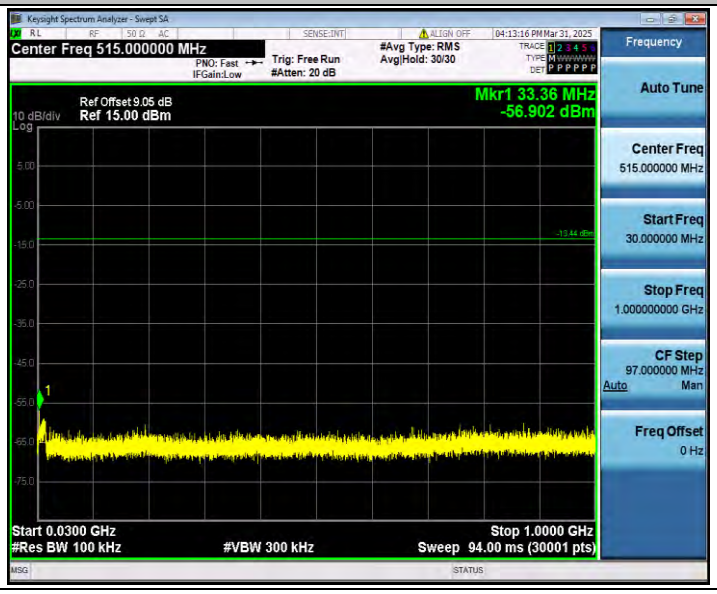

DH1_Ant1_2441_1000~26500

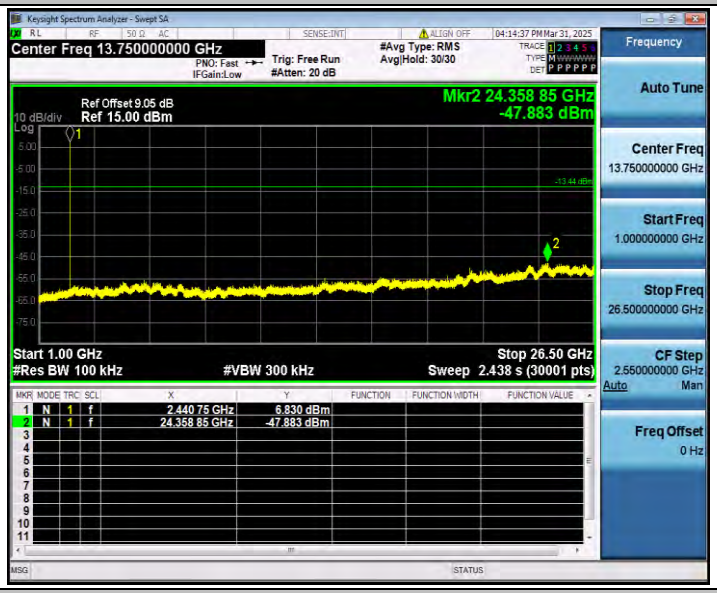


DH1_Ant1_2480_0~Reference

DH1_Ant1_2480_30~1000

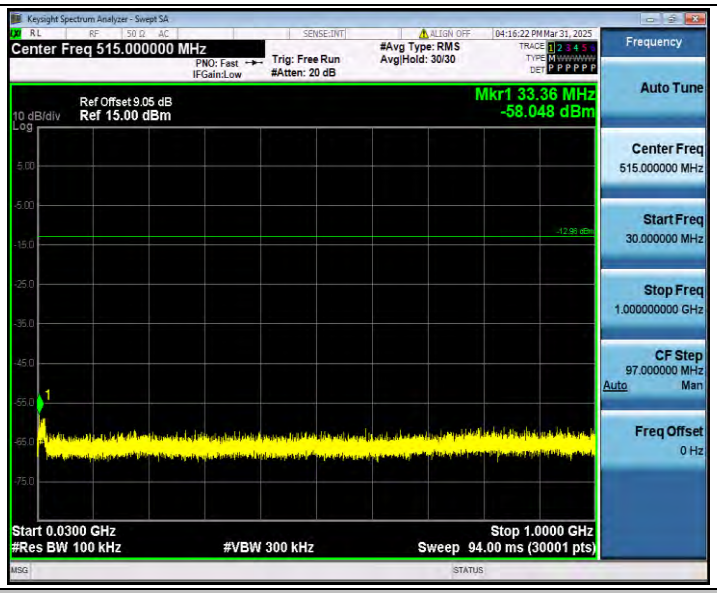


DH1_Ant1_2480_1000~26500

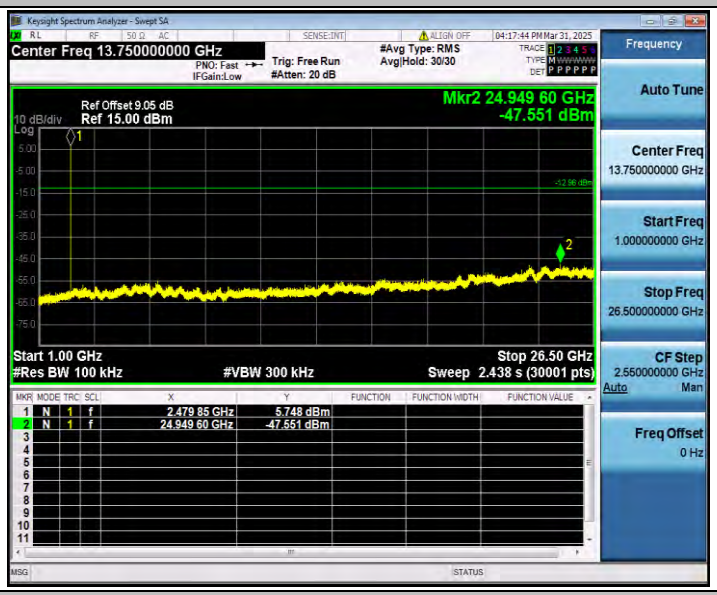


2DH1_Ant1_2402_0~Reference

2DH1_Ant1_2402_30~1000

2DH1_Ant1_2402_1000~26500

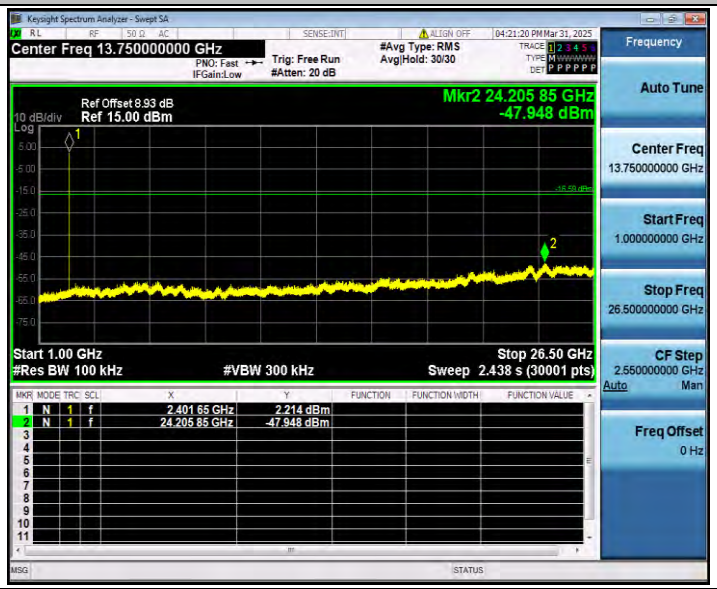


2DH1_Ant1_2441_0~Reference

2DH1_Ant1_2441_30~1000

2DH1_Ant1_2441_1000~26500

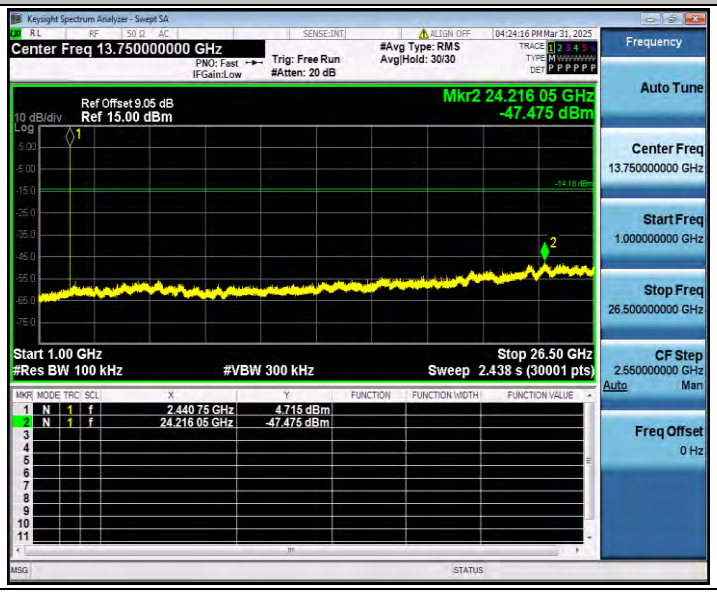

2DH1_Ant1_2480_0~Reference

2DH1_Ant1_2480_30~1000

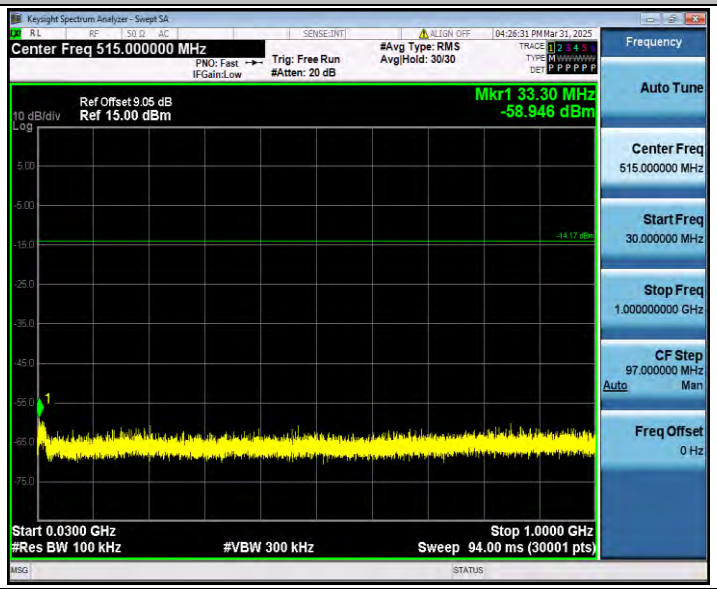


2DH1_Ant1_2480_1000~26500

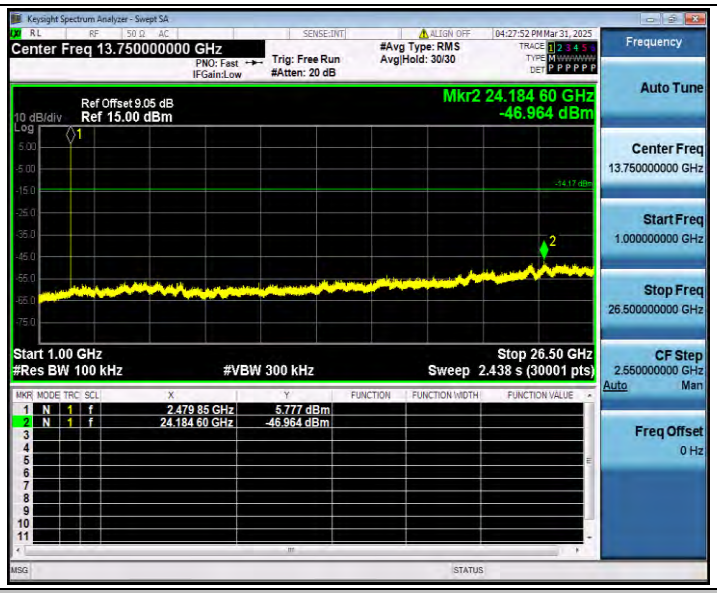


3DH1_Ant1_2402_0~Reference

3DH1_Ant1_2402_30~1000

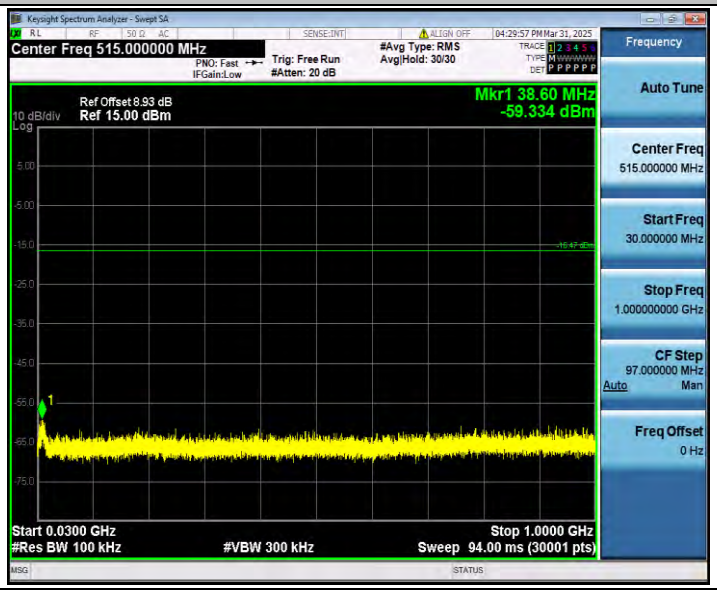

3DH1_Ant1_2402_1000~26500

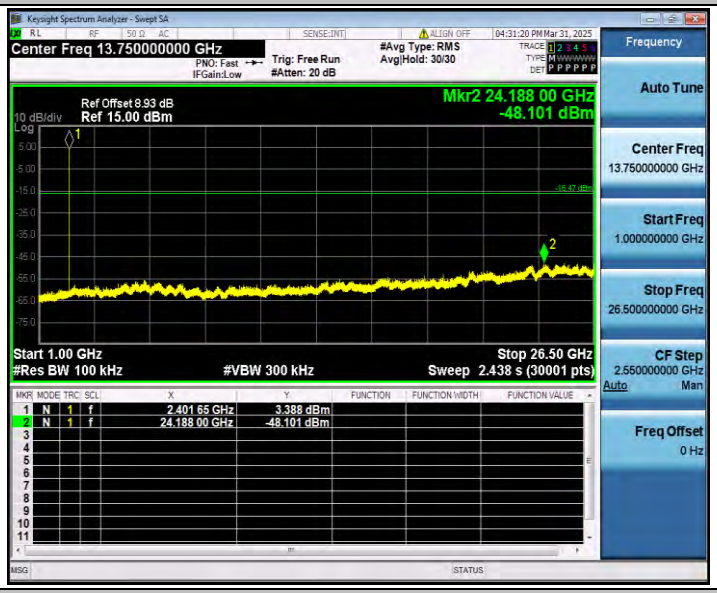


3DH1_Ant1_2441_0~Reference

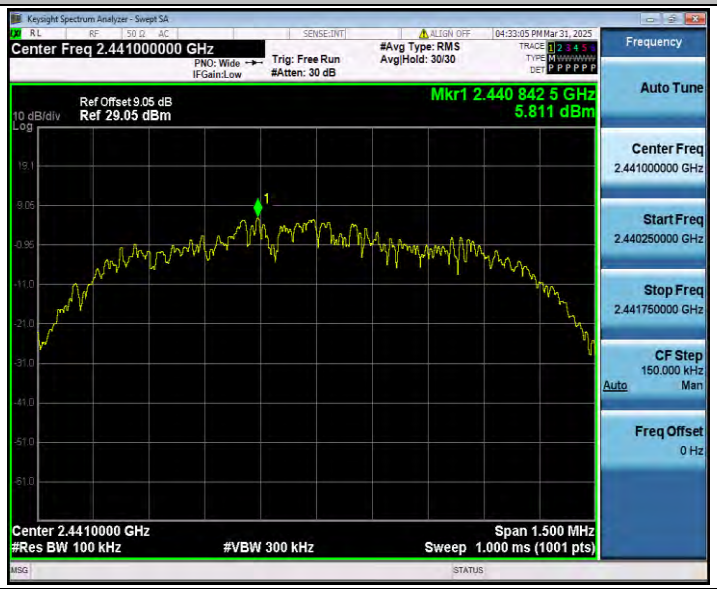


3DH1_Ant1_2441_30~1000

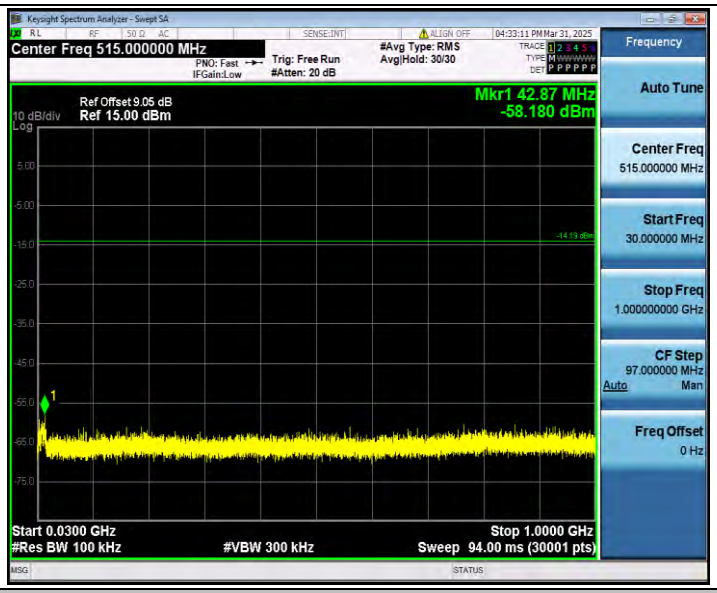


3DH1_Ant1_2441_1000~26500

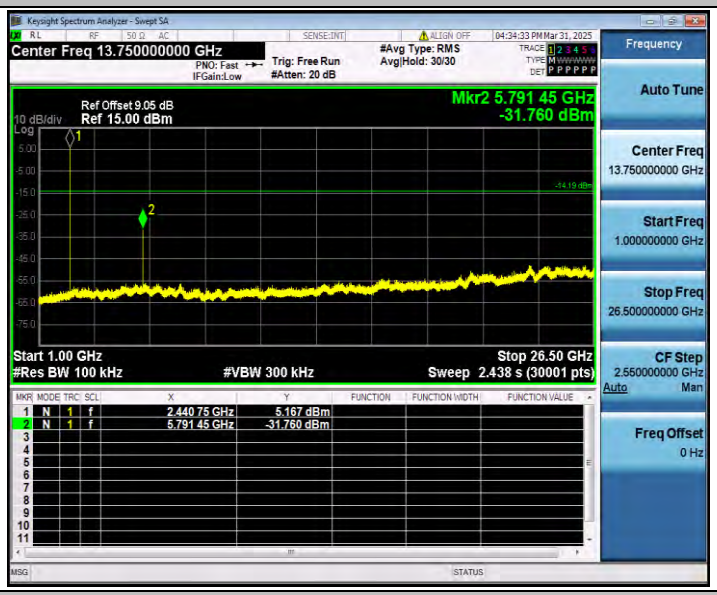


3DH1_Ant1_2480_0~Reference

3DH1_Ant1_2480_30~1000

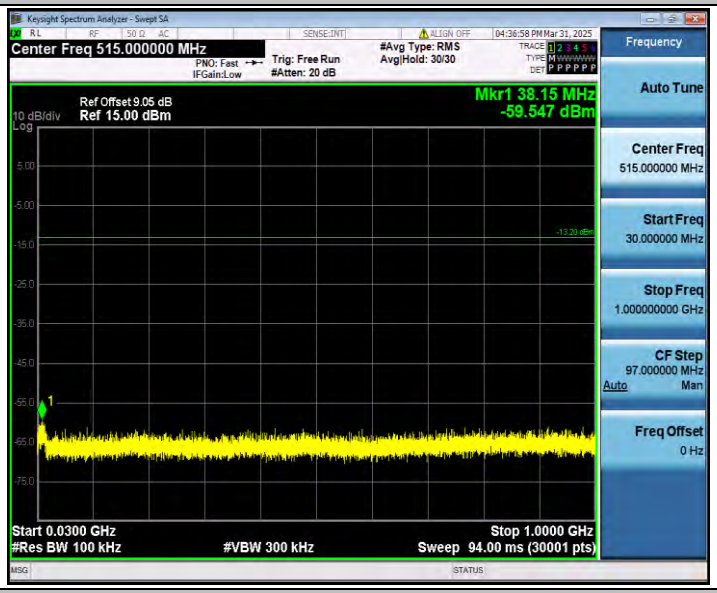


3DH1_Ant1_2480_1000~26500

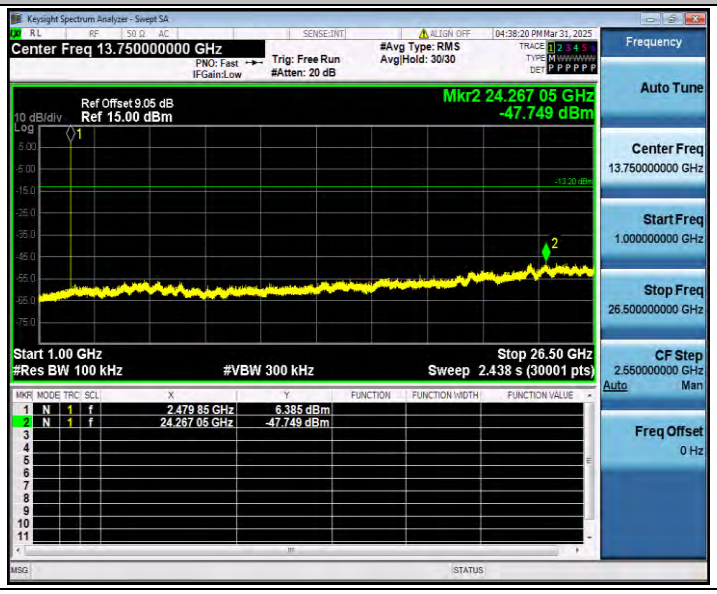

# Appendix A.9: Emissions in Restricted Bands

## Test Result

| TestMode | Antenna | ChName | Freq(MHz) | Detector | Freq [MHz] | Result [dBm] | Limit [dBm] | Result [dBuV/m] | Limit [dBuV/m] | Verdict |
|---|---|---|---|---|---|---|---|---|---|---|
| DH1 | Ant1 | Low | 2402 | AV | 2310.000 | -49.54 | ≤-41.20 | 45.66 | ≤54 | PASS |
| | | | | AV | 2375.810 | -49.02 | ≤-41.20 | 46.18 | ≤54 | PASS |
| | | | | AV | 2390.000 | -49.22 | ≤-41.20 | 45.98 | ≤54 | PASS |
| | | | | Peak | 2310.000 | -42.47 | ≤-21.20 | 52.73 | ≤74 | PASS |
| | | | | Peak | 2353.760 | -38.81 | ≤-21.20 | 56.39 | ≤74 | PASS |
| | | | | Peak | 2390.000 | -41.2 | ≤-21.20 | 54.00 | ≤74 | PASS |
| | | High | 2480 | AV | 2483.500 | -48.24 | ≤-41.20 | 46.96 | ≤54 | PASS |
| | | | | AV | 2483.520 | -48.24 | ≤-41.20 | 46.96 | ≤54 | PASS |
| | | | | AV | 2500.000 | -48.88 | ≤-41.20 | 46.32 | ≤54 | PASS |
| | | | | Peak | 2483.500 | -41.55 | ≤-21.20 | 53.65 | ≤74 | PASS |
| | | | | Peak | 2492.400 | -39.18 | ≤-21.20 | 56.02 | ≤74 | PASS |
| | | | | Peak | 2500.000 | -41.69 | ≤-21.20 | 53.51 | ≤74 | PASS |
| 2DH1 | Ant1 | Low | 2402 | AV | 2310.000 | -49.4 | ≤-41.20 | 45.80 | ≤54 | PASS |
| | | | | AV | 2388.095 | -49.01 | ≤-41.20 | 46.19 | ≤54 | PASS |
| | | | | AV | 2390.000 | -49.29 | ≤-41.20 | 45.91 | ≤54 | PASS |
| | | | | Peak | 2310.000 | -41.34 | ≤-21.20 | 53.86 | ≤74 | PASS |
| | | | | Peak | 2370.770 | -38.9 | ≤-21.20 | 56.30 | ≤74 | PASS |
| | | | | Peak | 2390.000 | -41.68 | ≤-21.20 | 53.52 | ≤74 | PASS |
| | | High | 2480 | AV | 2483.500 | -47.95 | ≤-41.20 | 47.25 | ≤54 | PASS |
| | | | | AV | 2487.520 | -43.41 | ≤-41.20 | 51.79 | ≤54 | PASS |
| | | | | AV | 2500.000 | -48.9 | ≤-41.20 | 46.30 | ≤54 | PASS |
| | | | | Peak | 2483.500 | -40.9 | ≤-21.20 | 54.30 | ≤74 | PASS |
| | | | | Peak | 2497.520 | -39.24 | ≤-21.20 | 55.96 | ≤74 | PASS |
| | | | | Peak | 2500.000 | -40.57 | ≤-21.20 | 54.63 | ≤74 | PASS |
| 3DH1 | Ant1 | Low | 2402 | AV | 2310.000 | -49.57 | ≤-41.20 | 45.63 | ≤54 | PASS |
| | | | | AV | 2381.900 | -49.01 | ≤-41.20 | 46.19 | ≤54 | PASS |
| | | | | AV | 2390.000 | -49.2 | ≤-41.20 | 46.00 | ≤54 | PASS |
| | | | | Peak | 2310.000 | -42.06 | ≤-21.20 | 53.14 | ≤74 | PASS |
| | | | | Peak | 2357.750 | -38.14 | ≤-21.20 | 57.06 | ≤74 | PASS |
| | | | | Peak | 2390.000 | -41.58 | ≤-21.20 | 53.62 | ≤74 | PASS |
| | | High | 2480 | AV | 2483.500 | -47.88 | ≤-41.20 | 47.32 | ≤54 | PASS |
| | | | | AV | 2483.520 | -47.88 | ≤-41.20 | 47.32 | ≤54 | PASS |
| | | | | AV | 2500.000 | -48.8 | ≤-41.20 | 46.40 | ≤54 | PASS |
| | | | | Peak | 2483.500 | -38.8 | ≤-21.20 | 56.40 | ≤74 | PASS |
| | | | | Peak | 2491.440 | -38.36 | ≤-21.20 | 56.84 | ≤74 | PASS |

| | | | | | | | | | | |
|---|---|---|---|---|---|---|---|---|---|---|
| | | | | Peak | 2500.000 | -40.58 | ≤-21.20 | 54.62 | ≤74 | PASS |

Note：

1. The Antenna Gain is compensated in the graph.
2. The Duty Cycle Factor and RBW Factor is compensated in the graph.
3. The limit in dBm for average detector is conversion from 54dBuV/m, according to 15.209(a). The limit in dBm for peak detector is 20dB above the limit of average detector in dBm.

## Test Graphs

DH1_Ant1_Low_2402_AV

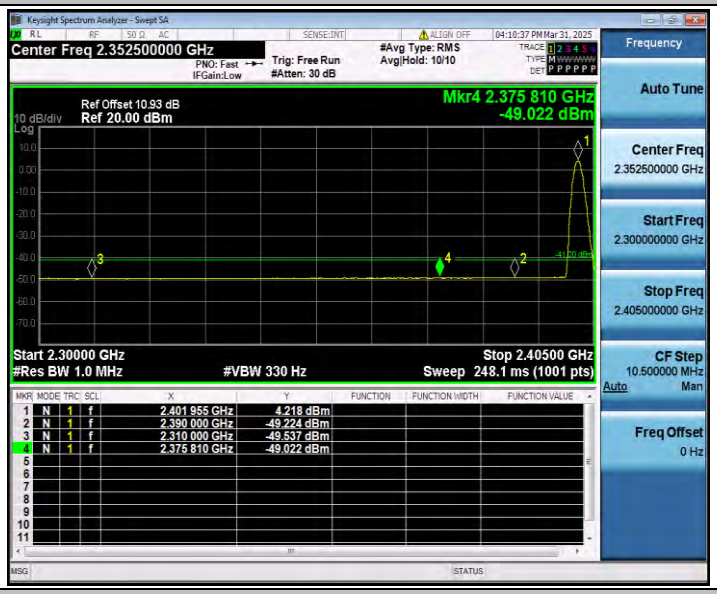


DH1_Ant1_Low_2402_Peak

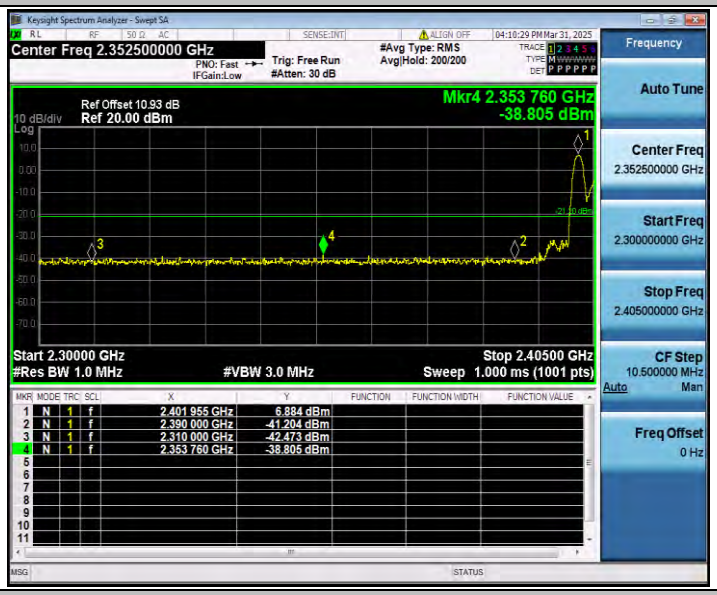


DH1_Ant1_High_2480_AV

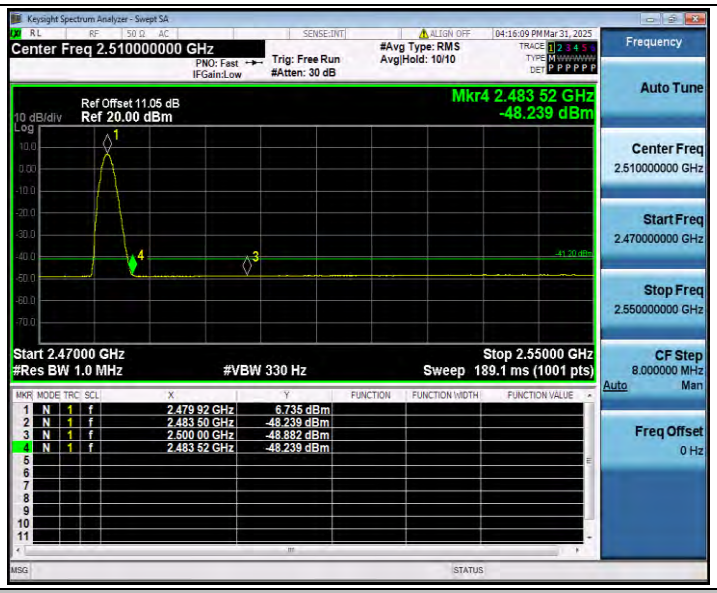


DH1_Ant1_High_2480_Peak

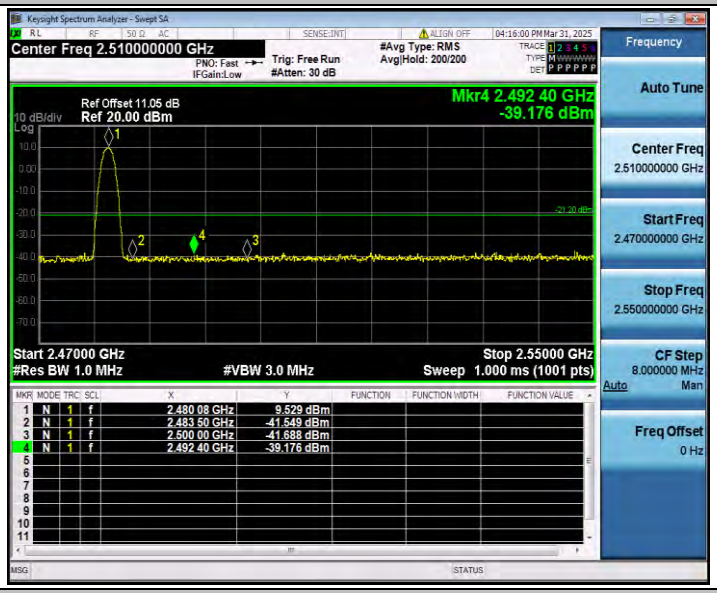


2DH1_Ant1_Low_2402_AV

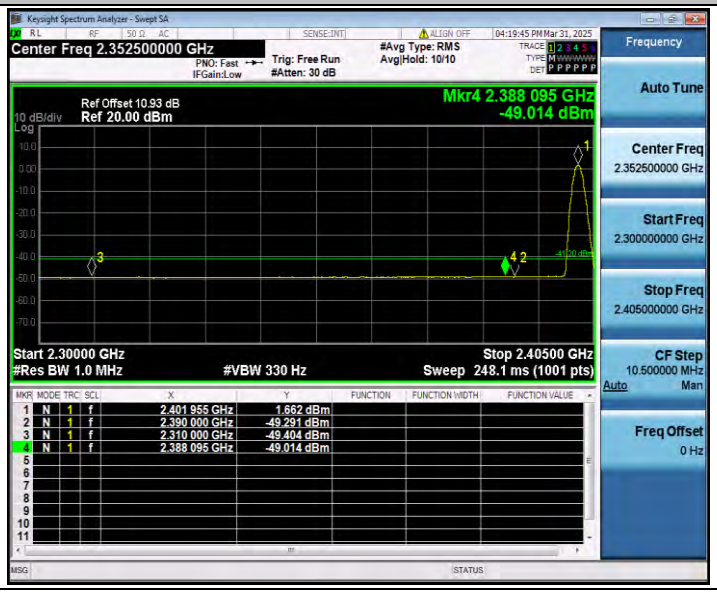

2DH1_Ant1_Low_2402_Peak

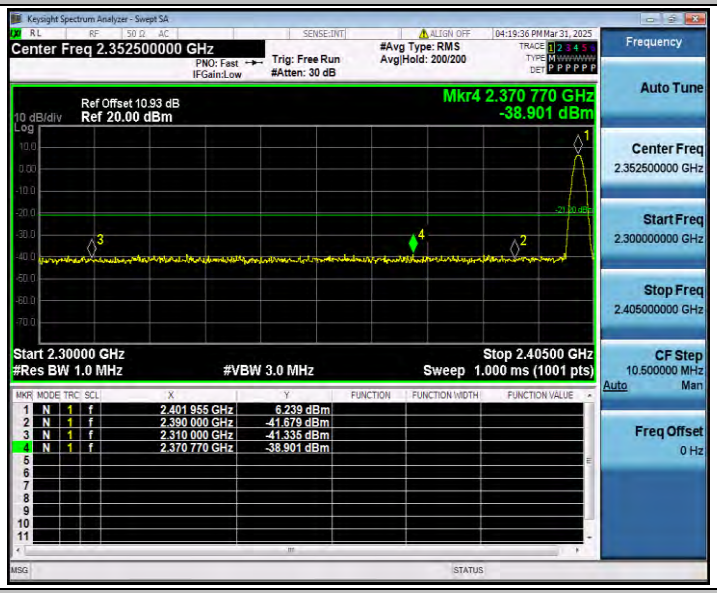


2DH1_Ant1_High_2480_AV

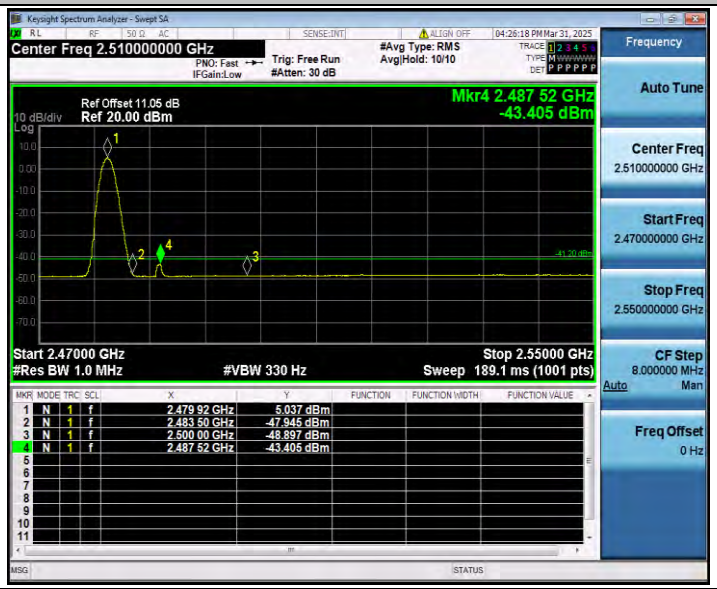


2DH1_Ant1_High_2480_Peak

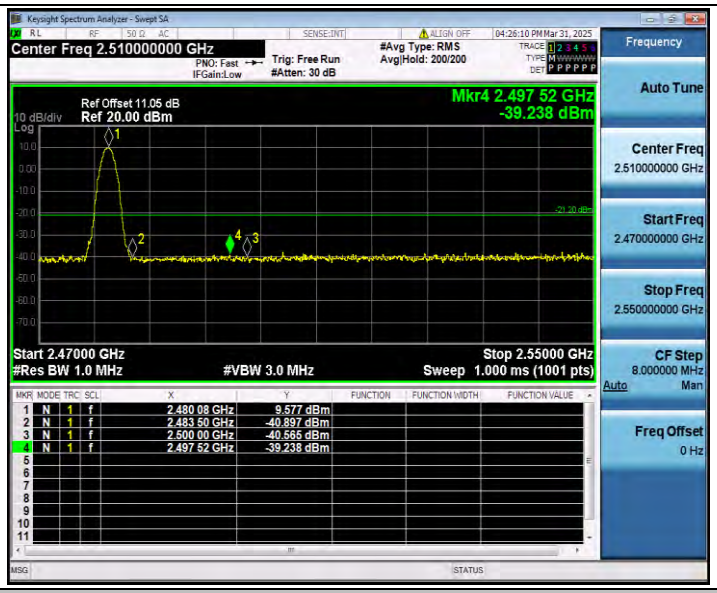


3DH1_Ant1_Low_2402_AV

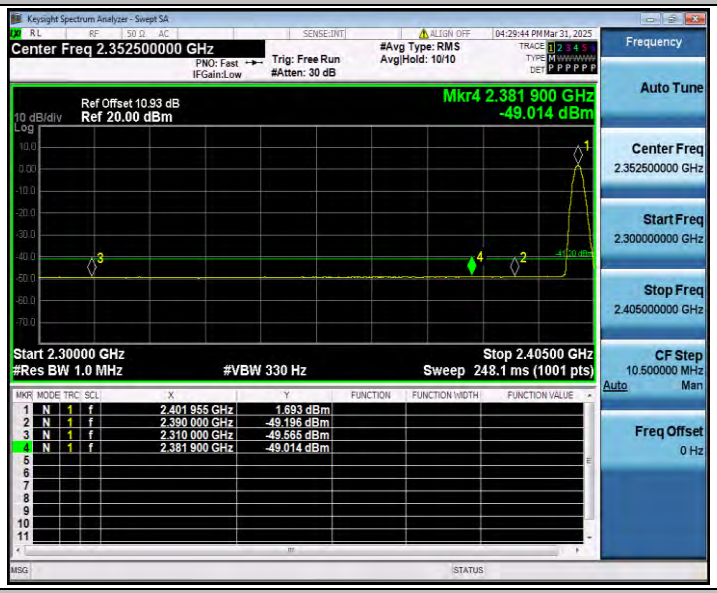


3DH1_Ant1_Low_2402_Peak

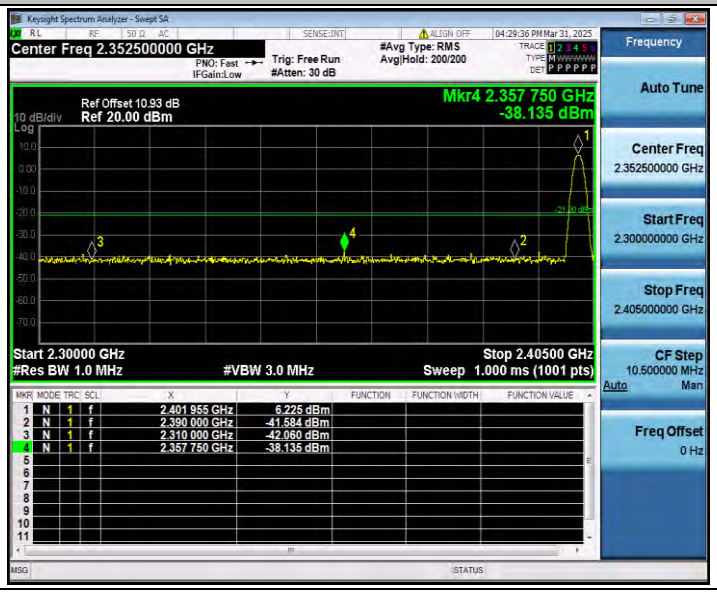

3DH1_Ant1_High_2480_AV

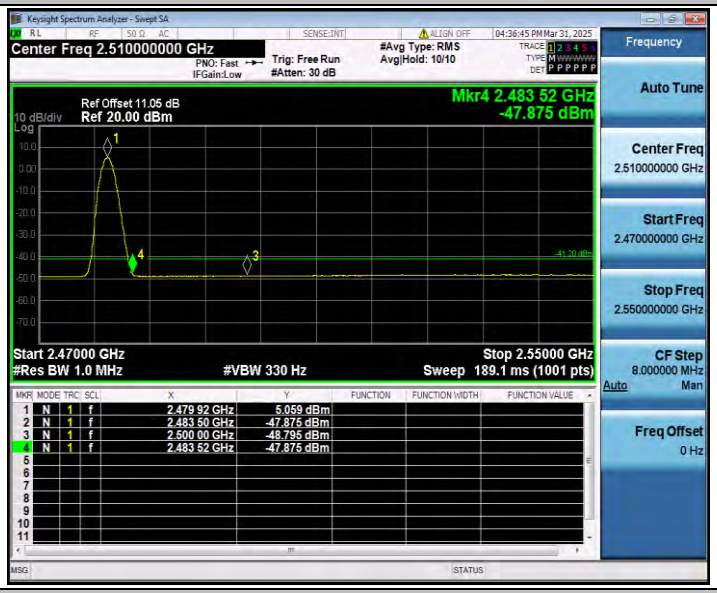

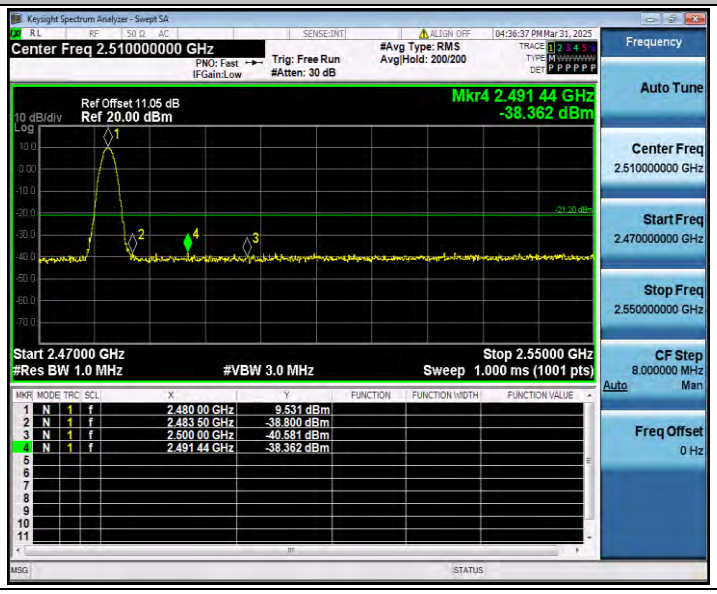
3DH1_Ant1_High_2480_Peak