Case No. : GTS20250311006-1-04	
Ambient Condition: 22 ℃, 48 %RH	
According Standard: ■Part15E	
Test Date: 2025.3.29	**Test Engineer:** Evan ouyang

Appendix D.1: Emission Bandwidth

Test Result

TestMode	Antenna	Freq(MHz)	26db EBW [MHz]	FL[MHz]	FH[MHz]	Limit[MHz]	Verdict
11A	Ant1	5180	22.000	5168.800	5190.800	---	---
		5200	21.720	5189.080	5210.800	---	---
		5240	21.720	5229.240	5250.960	---	---
11N20SISO	Ant1	5180	21.920	5169.040	5190.960	---	---
		5200	21.960	5189.000	5210.960	---	---
		5240	21.920	5228.960	5250.880	---	---
11N40SISO	Ant1	5190	41.200	5169.120	5210.320	---	---
		5230	40.960	5209.440	5250.400	---	---
11AC20SISO	Ant1	5180	22.200	5168.880	5191.080	---	---
		5200	22.120	5188.840	5210.960	---	---
		5240	21.920	5228.880	5250.800	---	---
11AC40SISO	Ant1	5190	40.720	5169.680	5210.400	---	---
		5230	40.640	5209.680	5250.320	---	---
11AC80SISO	Ant1	5210	80.640	5169.840	5250.480	---	---
11AX20SISO	Ant1	5180	22.080	5169.040	5191.120	---	---
		5200	22.360	5188.720	5211.080	---	---
		5240	22.280	5228.720	5251.000	---	---
11AX40SISO	Ant1	5190	41.520	5169.120	5210.640	---	---
		5230	41.200	5209.200	5250.400	---	---
11AX80SISO	Ant1	5210	82.400	5168.880	5251.280	---	---

Test Graphs

11A_Ant1_5180

11A_Ant1_5200
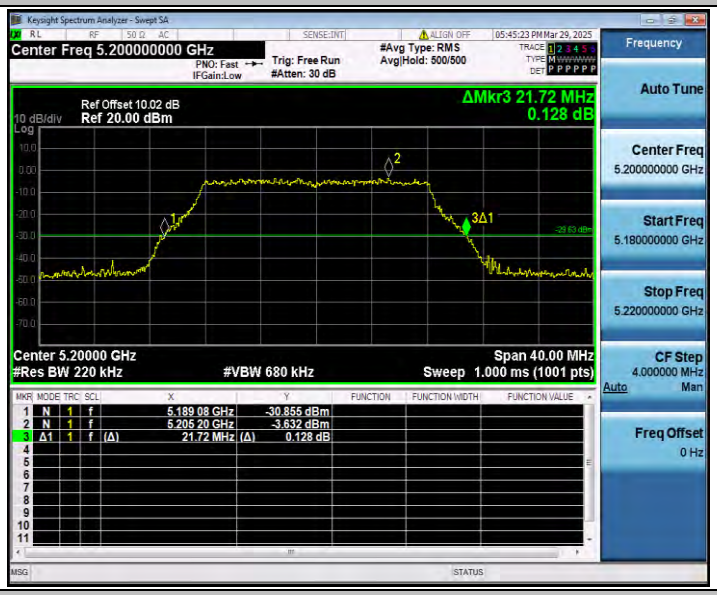

11A_Ant1_5240

11N20SISO_Ant1_5180

11N20SISO_Ant1_5200

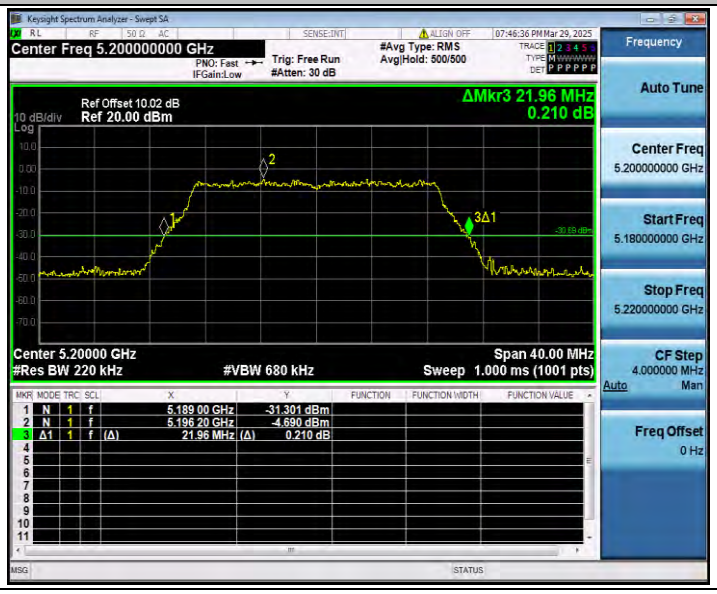

11N20SISO_Ant1_5240

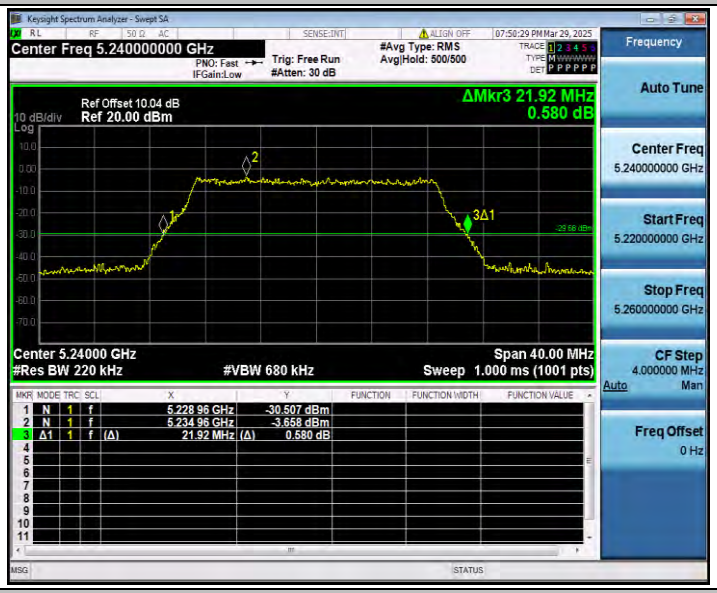

11N40SISO_Ant1_5190

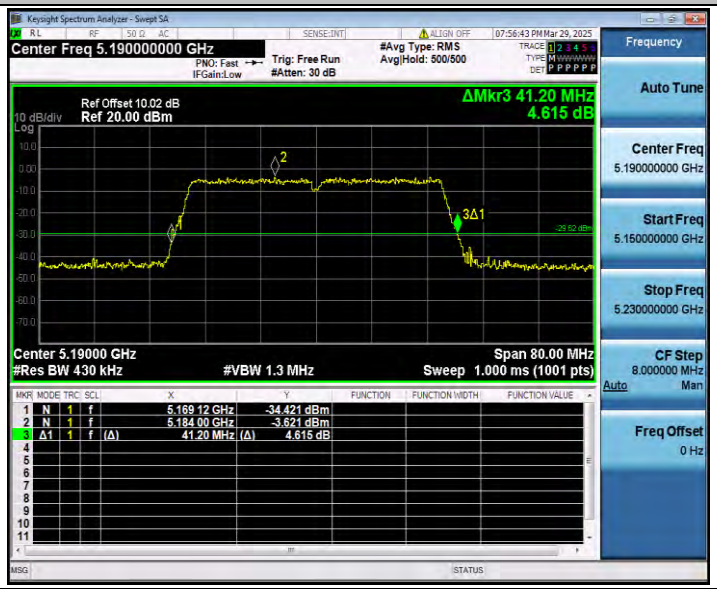

11N40SISO_Ant1_5230

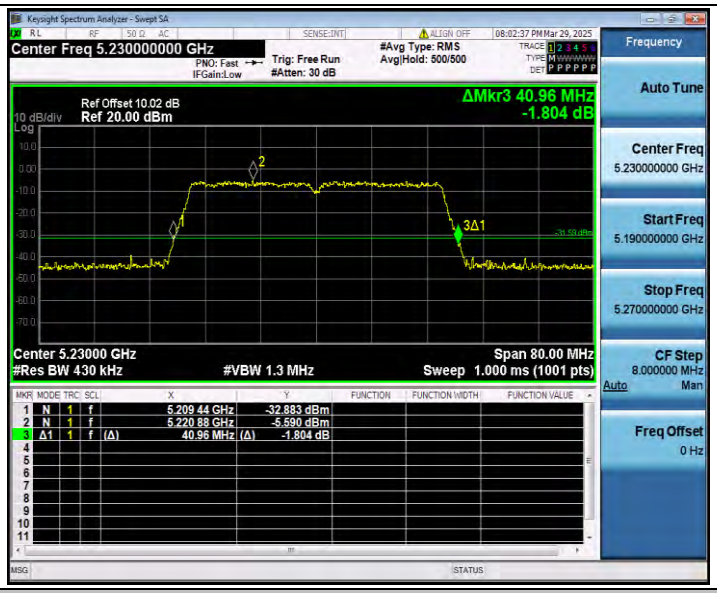

11AC20SISO_Ant1_5180

11AC20SISO_Ant1_5200

11AC20SISO_Ant1_5240

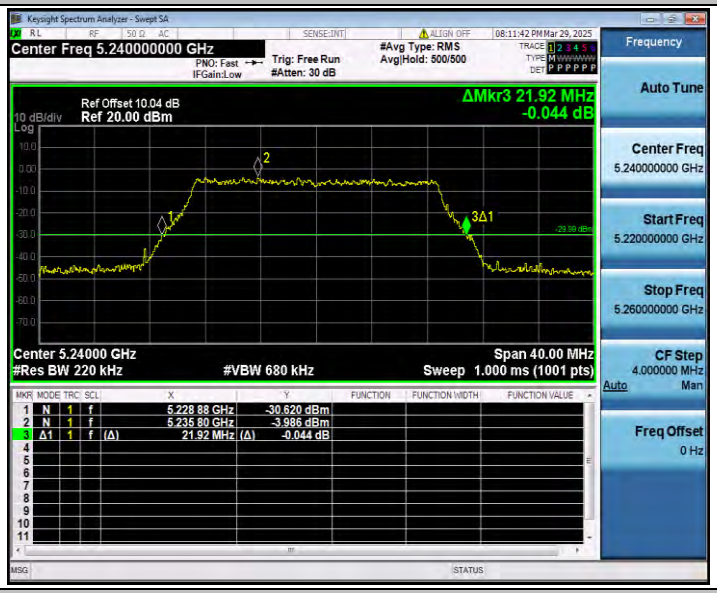

11AC40SISO_Ant1_5190

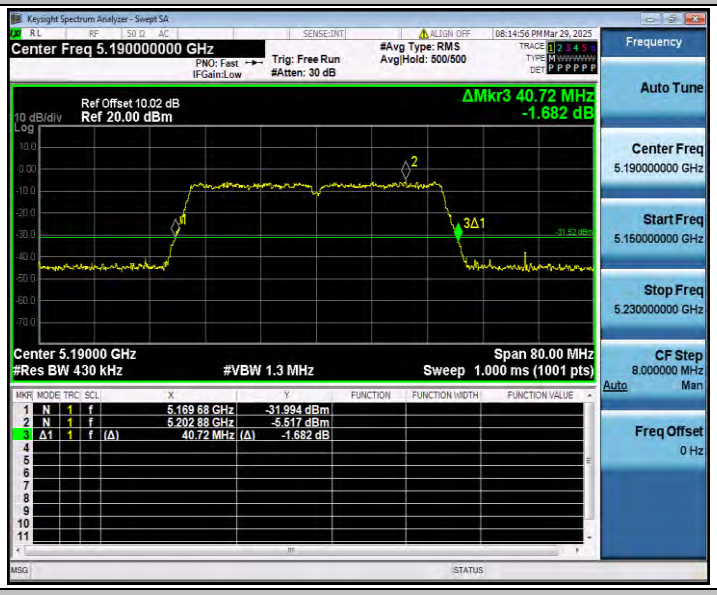

11AC40SISO_Ant1_5230

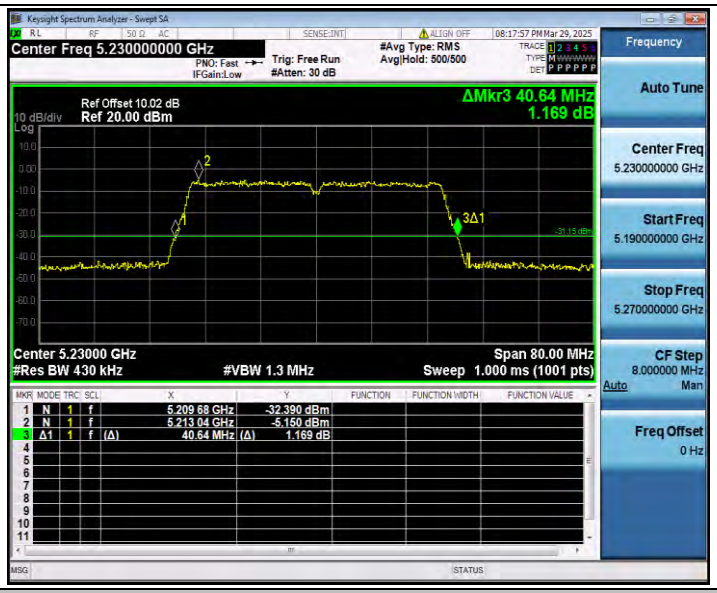

11AC80SISO_Ant1_5210

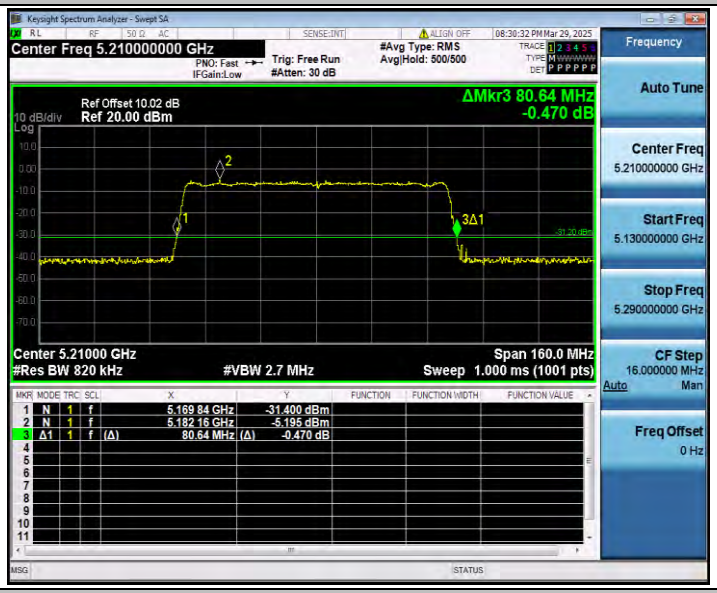

11AX20SISO_Ant1_5180

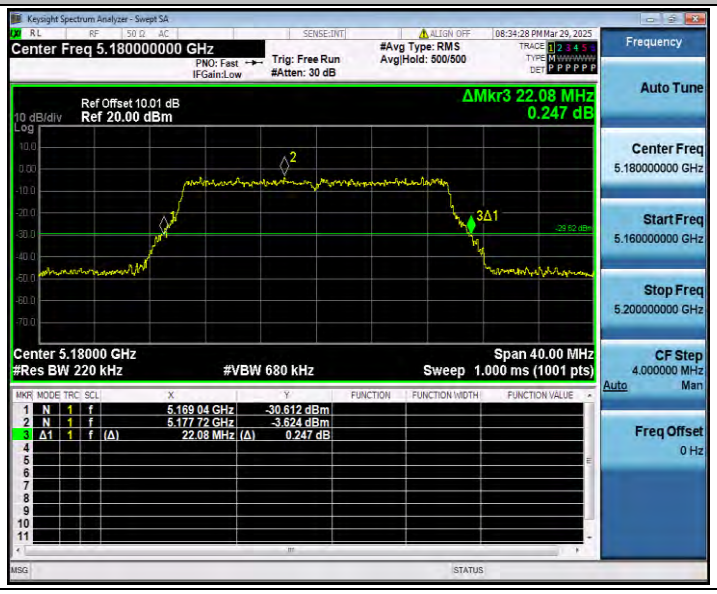

11AX20SISO_Ant1_5200

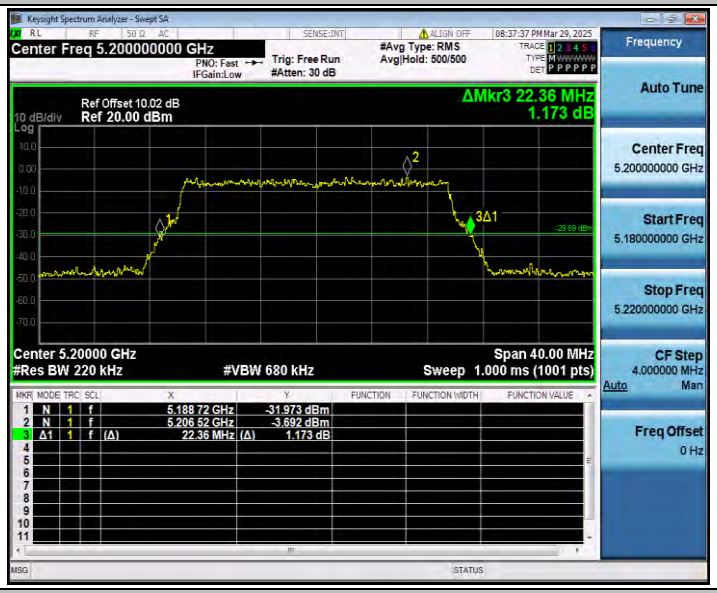

11AX20SISO_Ant1_5240

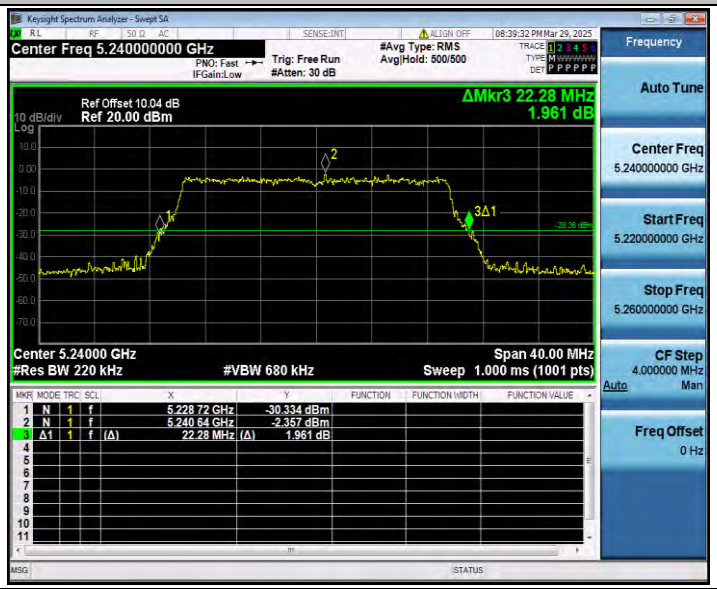

11AX40SISO_Ant1_5190

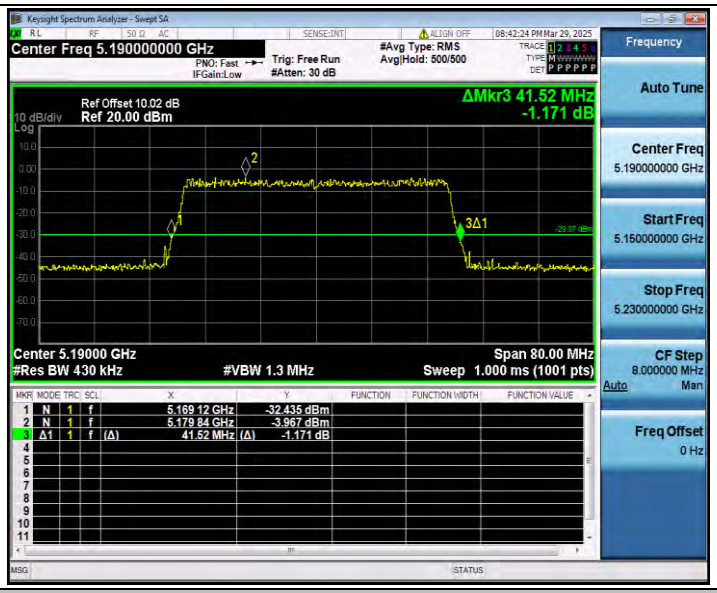

11AX40SISO_Ant1_5230

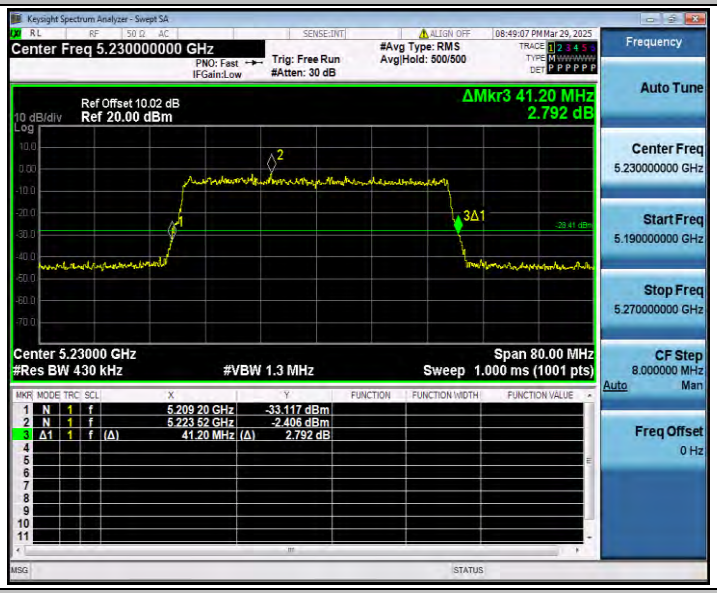

11AX80SISO_Ant1_5210

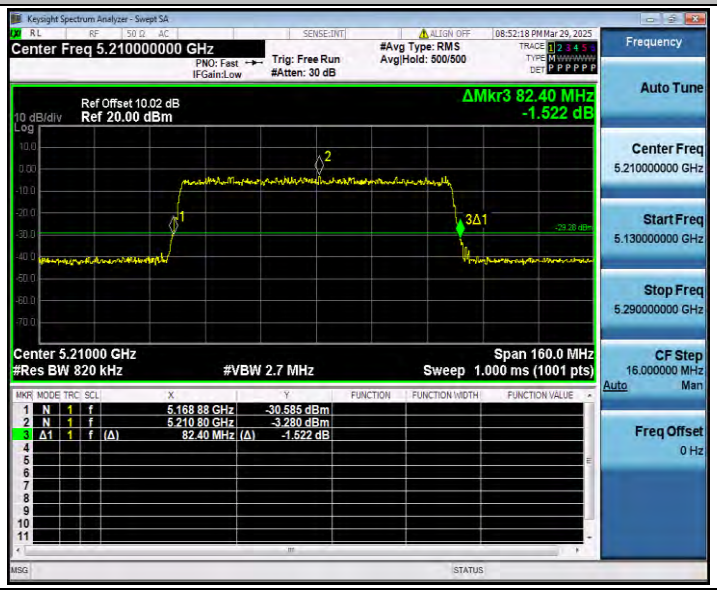

Appendix D.2: Occupied channel bandwidth

Test Result

TestMode	Antenna	Freq(MHz)	OCB [MHz]	FL[MHz]	FH[MHz]	Limit[MHz]	Verdict
11A	Ant1	5180	17.638	5171.1502	5188.7882	---	---
		5200	17.602	5191.1713	5208.7733	---	---
		5240	17.677	5231.0415	5248.7185	---	---
11N20SISO	Ant1	5180	18.455	5170.7465	5189.2015	---	---
		5200	18.541	5190.7083	5209.2493	---	---
		5240	18.519	5230.6651	5249.1841	---	---
11N40SISO	Ant1	5190	36.830	5171.5763	5208.4063	---	---
		5230	36.922	5211.5079	5248.4299	---	---
11AC20SISO	Ant1	5180	18.509	5170.7107	5189.2197	---	---
		5200	18.462	5190.7099	5209.1719	---	---
		5240	18.501	5230.6830	5249.1840	---	---
11AC40SISO	Ant1	5190	36.917	5171.5407	5208.4577	---	---
		5230	36.858	5211.4748	5248.3328	---	---
11AC80SISO	Ant1	5210	75.684	5172.1253	5247.8093	---	---
11AX20SISO	Ant1	5180	19.390	5170.2711	5189.6611	---	---
		5200	19.289	5190.3131	5209.6021	---	---
		5240	19.308	5230.2758	5249.5838	---	---
11AX40SISO	Ant1	5190	38.110	5170.9632	5209.0732	---	---
		5230	38.068	5210.9323	5249.0003	---	---
11AX80SISO	Ant1	5210	77.803	5171.0256	5248.8286	---	---

Test Graphs

11A_Ant1_5180

11A_Ant1_5200

11A_Ant1_5240

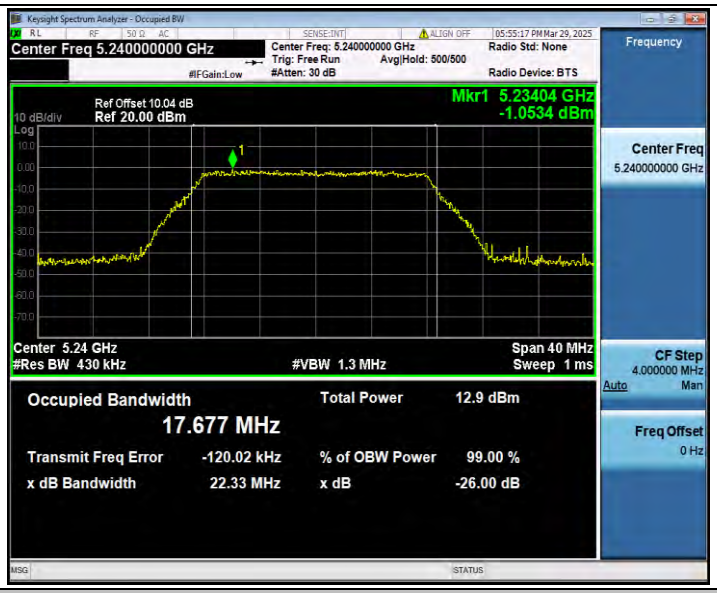

11N20SISO_Ant1_5180

11N20SISO_Ant1_5200

11N20SISO_Ant1_5240

11N40SISO_Ant1_5190

11N40SISO_Ant1_5230

11AC20SISO_Ant1_5180

11AC20SISO_Ant1_5200

11AC20SISO_Ant1_5240

11AC40SISO_Ant1_5190

11AC40SISO_Ant1_5230

11AC80SISO_Ant1_5210

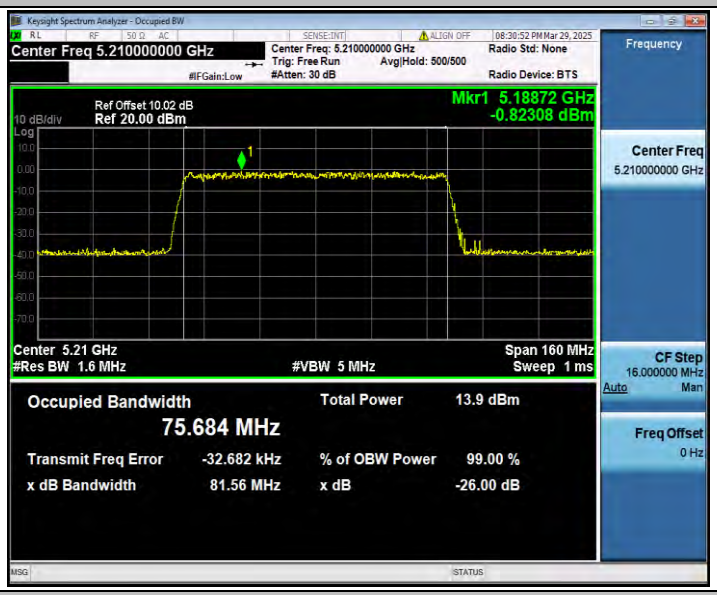

11AX20SISO_Ant1_5180

11AX20SISO_Ant1_5200

11AX20SISO_Ant1_5240

11AX40SISO_Ant1_5190

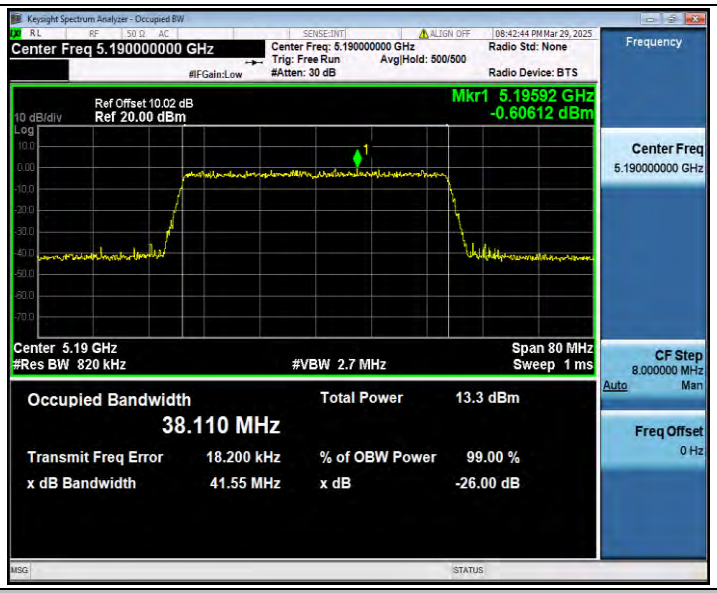

11AX40SISO_Ant1_5230

11AX80SISO_Ant1_5210

Appendix D.3: Duty Cycle

Test Result

TestMode	Antenna	Freq(MHz)	Transmission Duration [ms]	Transmission Period [ms]	Duty Cycle [%]	Duty Cycle Factor[dB]	1/T Factor[KHz]
11A	Ant1	5180	5.49	10.36	52.99	2.76	0.18
		5200	5.49	10.35	53.04	2.75	0.18
		5240	5.49	10.35	53.04	2.75	0.18
11N20SISO	Ant1	5180	5.38	10.34	52.03	2.84	0.19
		5200	5.38	10.35	51.98	2.84	0.19
		5240	5.37	10.35	51.88	2.85	0.19
11N40SISO	Ant1	5190	3.02	6.35	47.56	3.23	0.33
		5230	3.02	6.34	47.63	3.22	0.33
11AC20SISO	Ant1	5180	5.39	10.35	52.08	2.83	0.19
		5200	5.39	10.35	52.08	2.83	0.19
		5240	5.38	10.35	51.98	2.84	0.19
11AC40SISO	Ant1	5190	5.17	10.36	49.90	3.02	0.19
		5230	5.16	10.34	49.90	3.02	0.19
11AC80SISO	Ant1	5210	4.76	10.34	46.03	3.37	0.21
11AX20SISO	Ant1	5180	4.66	10.35	45.02	3.47	0.21
		5200	4.66	10.34	45.07	3.46	0.21
		5240	4.66	10.34	45.07	3.46	0.21
11AX40SISO	Ant1	5190	4.63	10.34	44.78	3.49	0.22
		5230	4.63	10.35	44.73	3.49	0.22
11AX80SISO	Ant1	5210	4.42	10.35	42.71	3.69	0.23

Test Graphs

11A_Ant1_5180

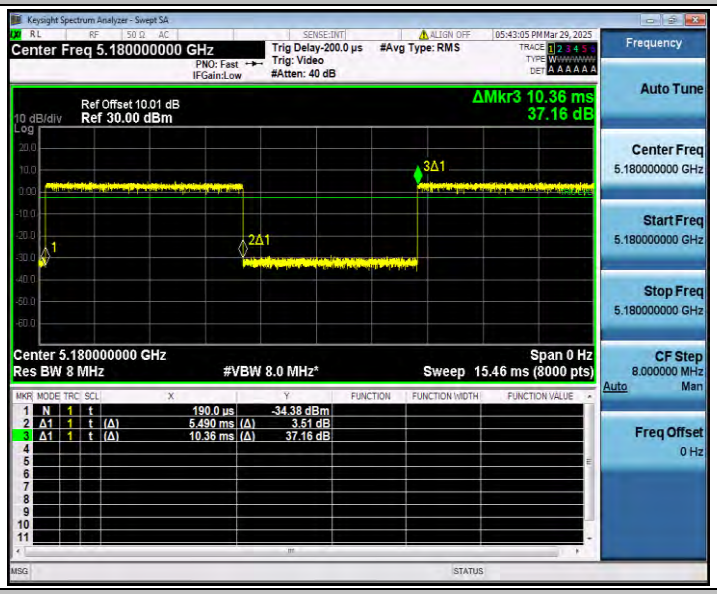

11A_Ant1_5200

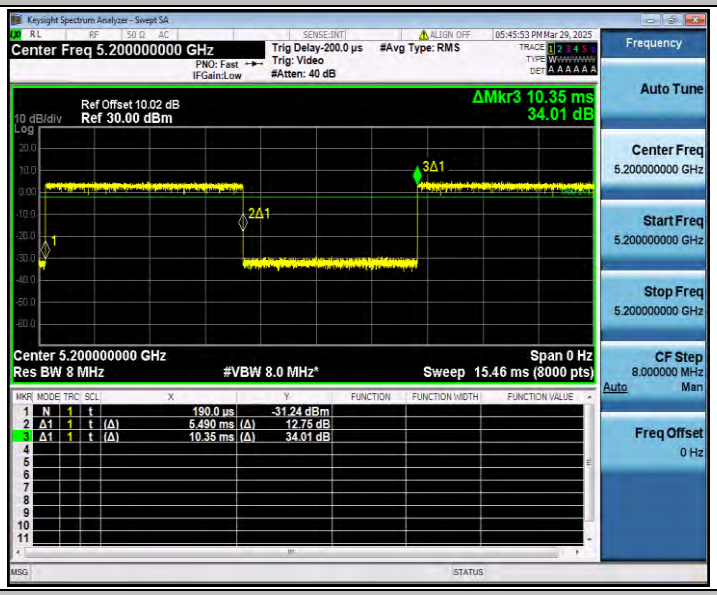

11A_Ant1_5240

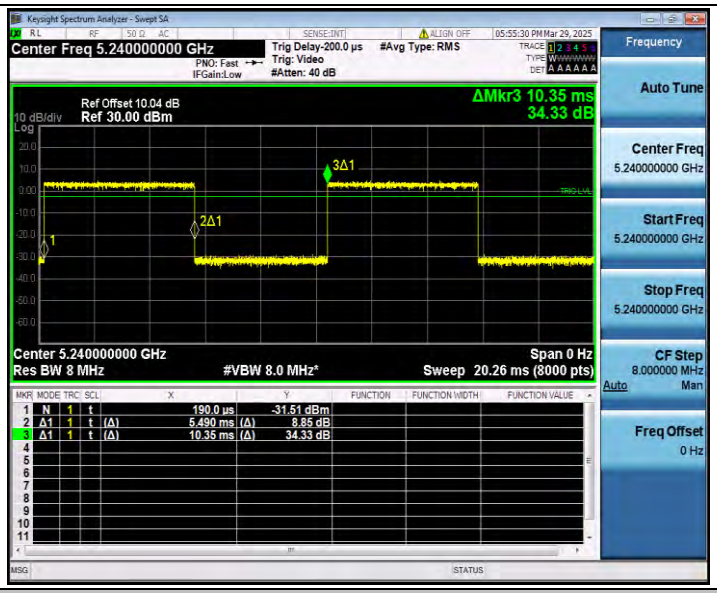

11N20SISO_Ant1_5180

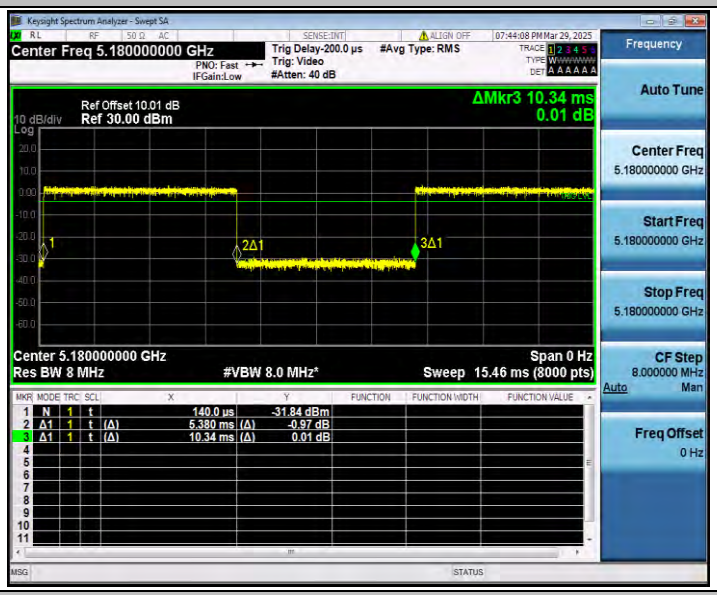

11N20SISO_Ant1_5200

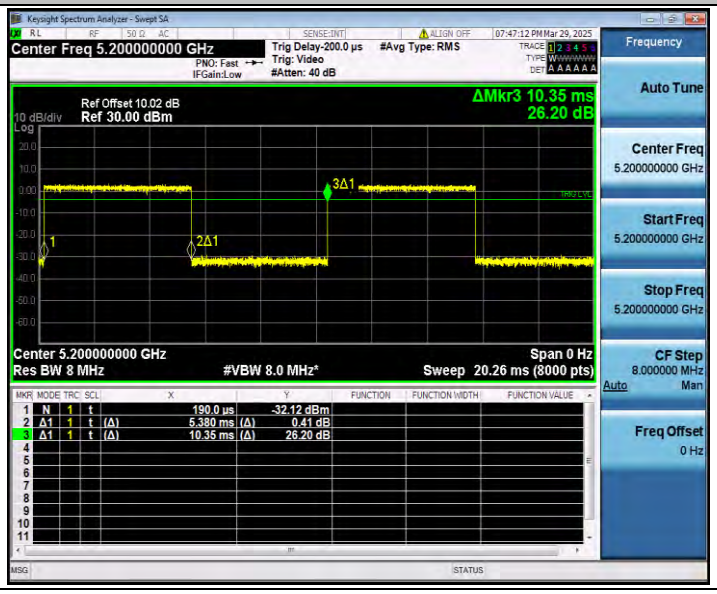

11N20SISO_Ant1_5240
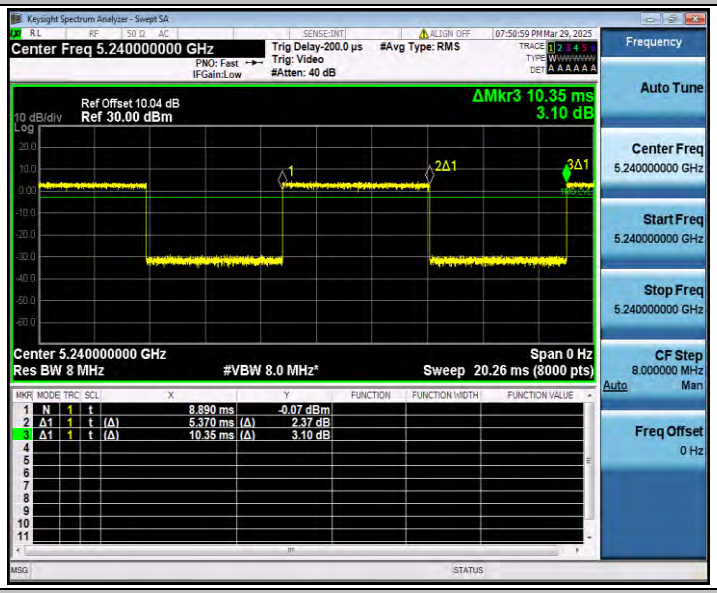
11N40SISO_Ant1_5190
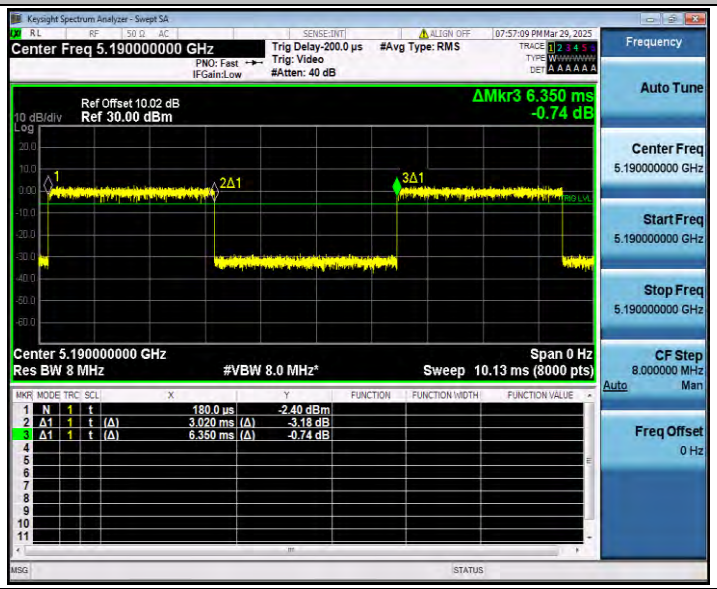
11N40SISO_Ant1_5230

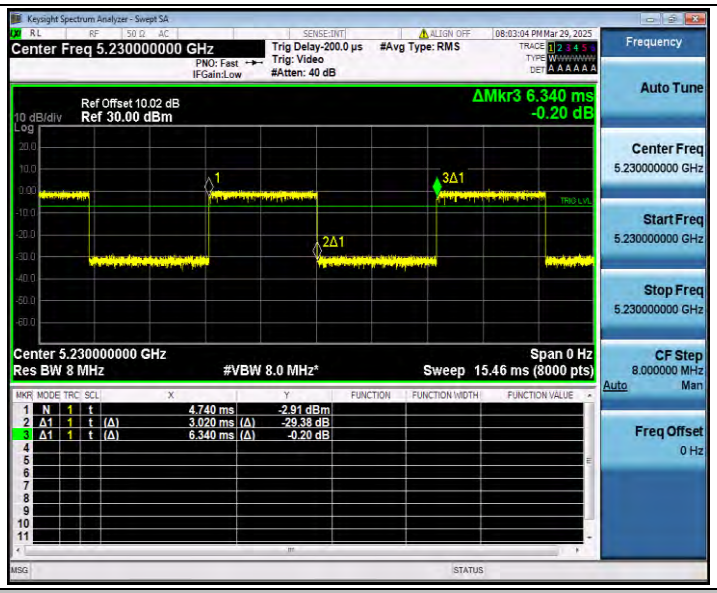

11AC20SISO_Ant1_5180

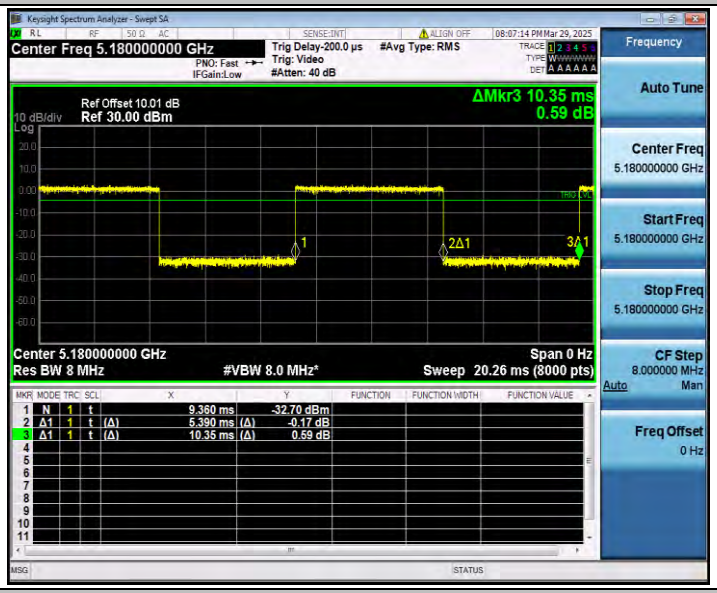

11AC20SISO_Ant1_5200

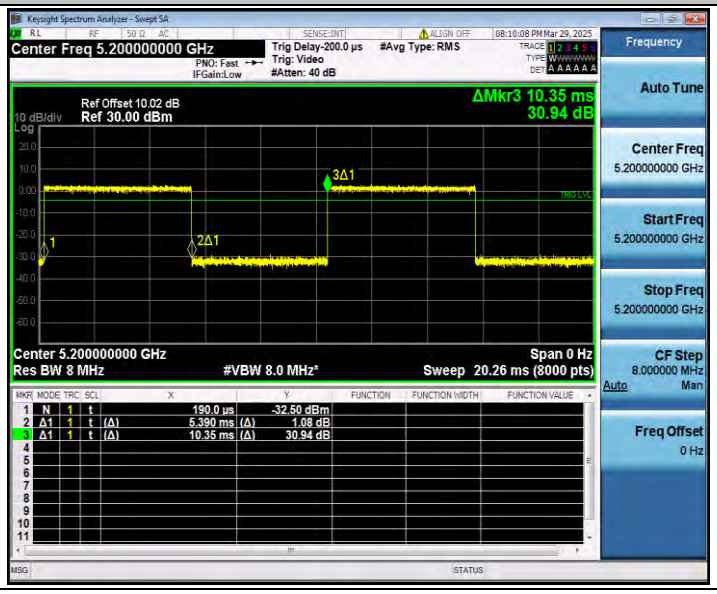

11AC20SISO_Ant1_5240
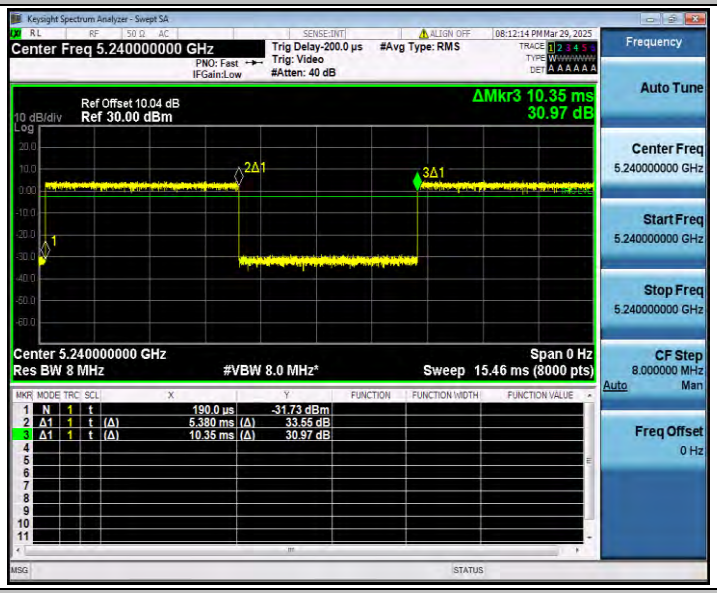
11AC40SISO_Ant1_5190
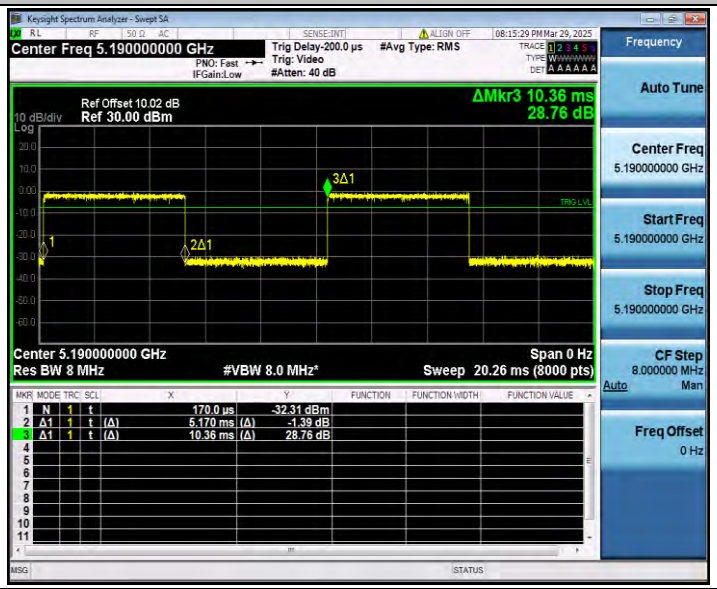
11AC40SISO_Ant1_5230

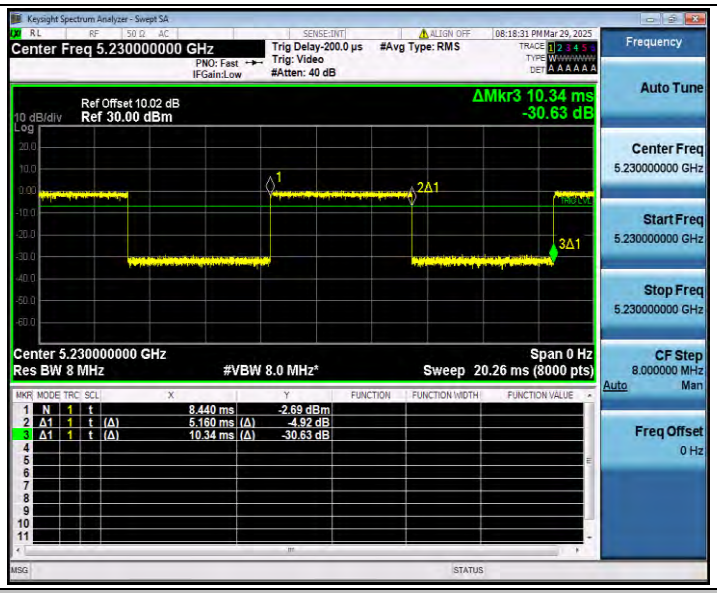

11AC80SISO_Ant1_5210

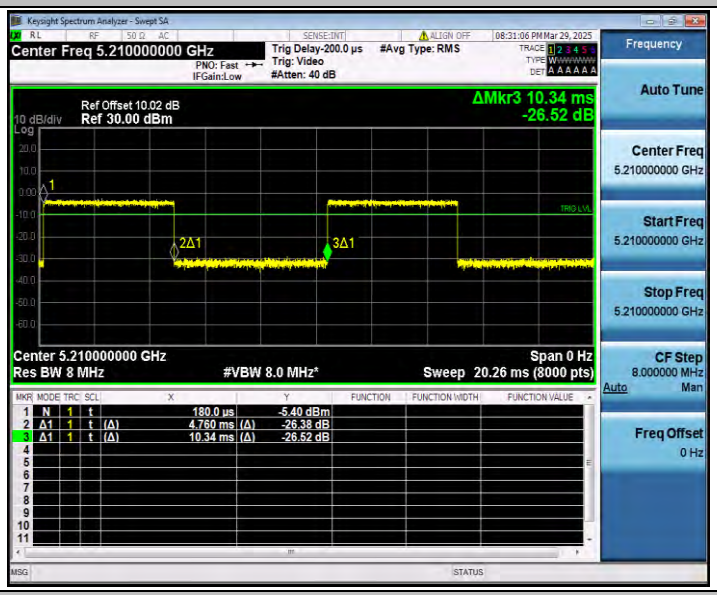

11AX20SISO_Ant1_5180

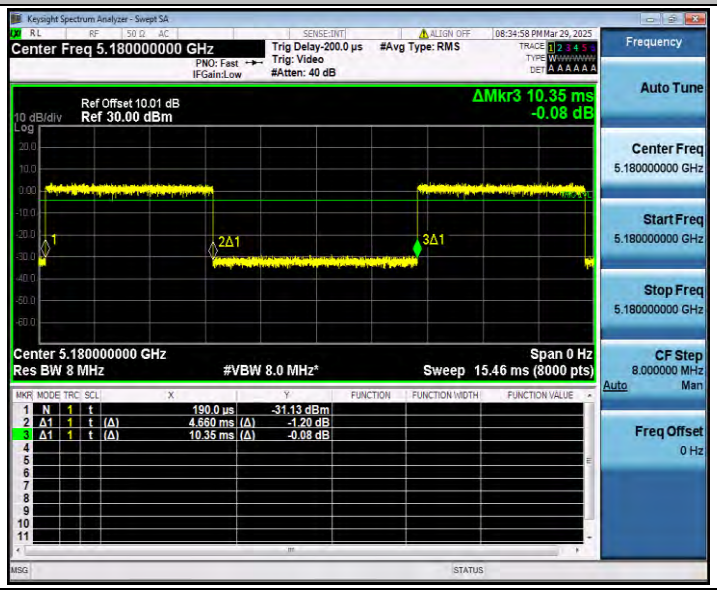

11AX20SISO_Ant1_5200
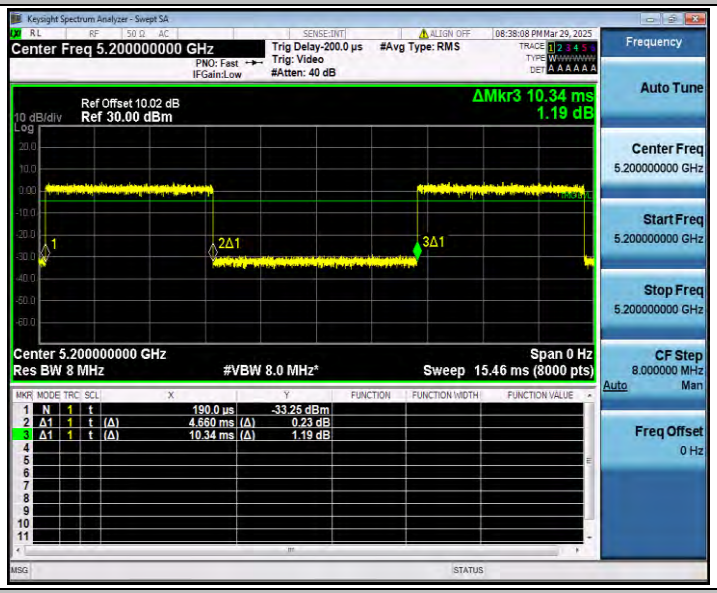
11AX20SISO_Ant1_5240
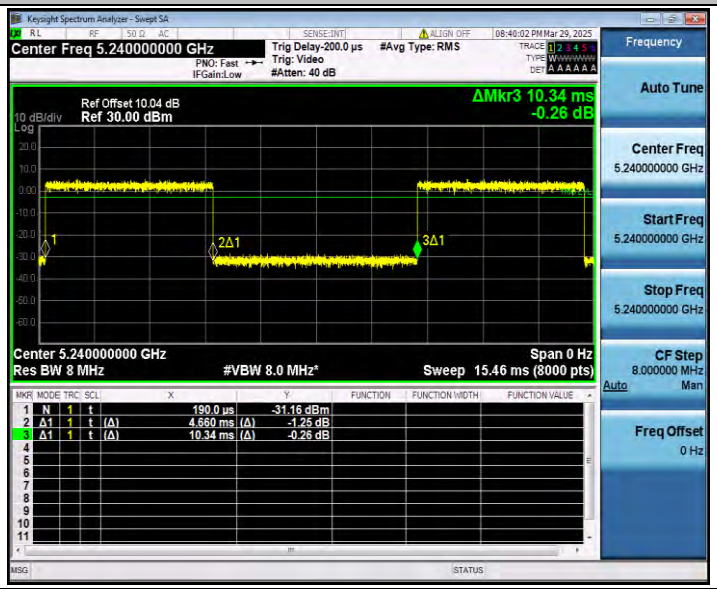
11AX40SISO_Ant1_5190

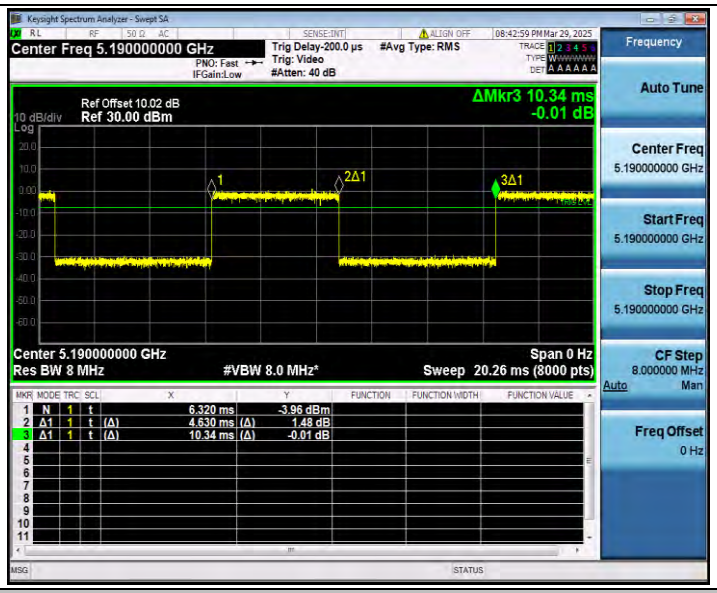

11AX40SISO_Ant1_5230

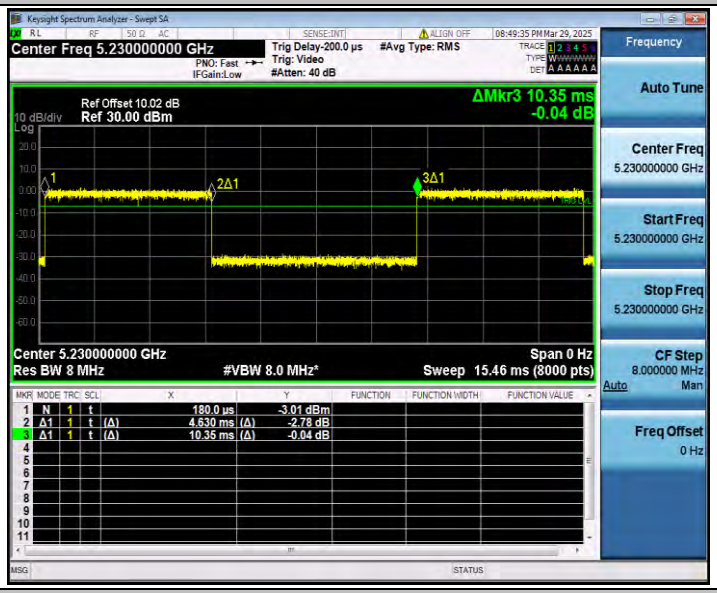

11AX80SISO_Ant1_5210

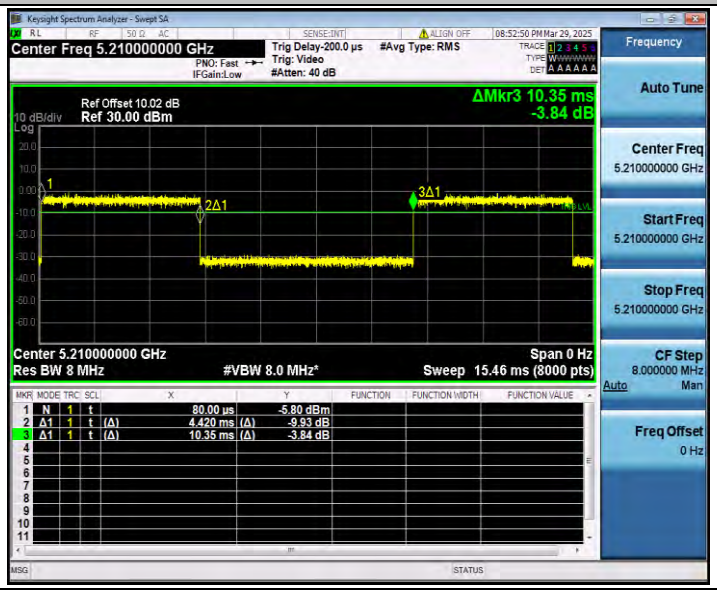

Appendix D.4: Maximum conducted output power

Test Result Channel Power

Test Mode	Antenna	Freq(MHz)	Channel Powert [dBm]	Duty Cycle [%]	DC Factor [dBm]	Result [dBm]	Limit [dBm]	Verdict
11A	Ant1	5180	3.55	52.99	2.76	6.31	≤23.98	PASS
		5200	3.86	53.04	2.75	6.61	≤23.98	PASS
		5240	3.58	53.04	2.75	6.33	≤23.98	PASS
11N20SISO	Ant1	5180	2.46	52.03	2.84	5.30	≤23.98	PASS
		5200	2.59	51.98	2.84	5.43	≤23.98	PASS
		5240	3.71	51.88	2.85	6.56	≤23.98	PASS
11N40SISO	Ant1	5190	3.45	47.56	3.23	6.68	≤23.98	PASS
		5230	2.14	47.63	3.22	5.36	≤23.98	PASS
11AC20SISO	Ant1	5180	2.02	52.08	2.83	4.85	≤23.98	PASS
		5200	2.40	52.08	2.83	5.23	≤23.98	PASS
		5240	3.51	51.98	2.84	6.35	≤23.98	PASS
11AC40SISO	Ant1	5190	1.87	49.90	3.02	4.89	≤23.98	PASS
		5230	2.60	49.90	3.02	5.62	≤23.98	PASS
11AC80SISO	Ant1	5210	2.16	46.03	3.37	5.53	≤23.98	PASS
11AX20SISO	Ant1	5180	2.09	45.02	3.47	5.56	≤23.98	PASS
		5200	1.61	45.07	3.46	5.07	≤23.98	PASS
		5240	3.13	45.07	3.46	6.59	≤23.98	PASS
11AX40SISO	Ant1	5190	1.53	44.78	3.49	5.02	≤23.98	PASS
		5230	2.07	44.73	3.49	5.56	≤23.98	PASS
11AX80SISO	Ant1	5210	1.90	42.71	3.69	5.59	≤23.98	PASS

Appendix D.5: Maximum power spectral density

Test Result

TestMode	Antenna	Freq(MHz)	Result [dBm/MHz]	Limit[dBm/MHz]	Verdict
11A	Ant1	5180	-2.50	≤11.00	PASS
		5200	-2.36	≤11.00	PASS
		5240	-2.48	≤11.00	PASS
11N20SISO	Ant1	5180	-3.86	≤11.00	PASS
		5200	-3.66	≤11.00	PASS
		5240	-2.45	≤11.00	PASS
11N40SISO	Ant1	5190	-4.75	≤11.00	PASS
		5230	-6.05	≤11.00	PASS
11AC20SISO	Ant1	5180	-4.18	≤11.00	PASS
		5200	-4.05	≤11.00	PASS
		5240	-2.56	≤11.00	PASS
11AC40SISO	Ant1	5190	-6.81	≤11.00	PASS
		5230	-6.10	≤11.00	PASS
11AC80SISO	Ant1	5210	-8.75	≤11.00	PASS
11AX20SISO	Ant1	5180	-3.74	≤11.00	PASS
		5200	-3.81	≤11.00	PASS
		5240	-2.32	≤11.00	PASS
11AX40SISO	Ant1	5190	-6.68	≤11.00	PASS
		5230	-5.94	≤11.00	PASS
11AX80SISO	Ant1	5210	-8.53	≤11.00	PASS

Note：1.The Result and Limit Unit is dBm/500 kHz in the band 5.725–5.85 GHz.
2.The Duty Cycle Factor and RBW Factor is compensated in the graph.

Test Graphs

11A_Ant1_5180

11A_Ant1_5200

11A_Ant1_5240

11N20SISO_Ant1_5180

11N20SISO_Ant1_5200

11N20SISO_Ant1_5240

11N40SISO_Ant1_5190

11N40SISO_Ant1_5230

11AC20SISO_Ant1_5180

11AC20SISO_Ant1_5200

11AC20SISO_Ant1_5240

11AC40SISO_Ant1_5190

11AC40SISO_Ant1_5230

11AC80SISO_Ant1_5210

11AX20SISO_Ant1_5180

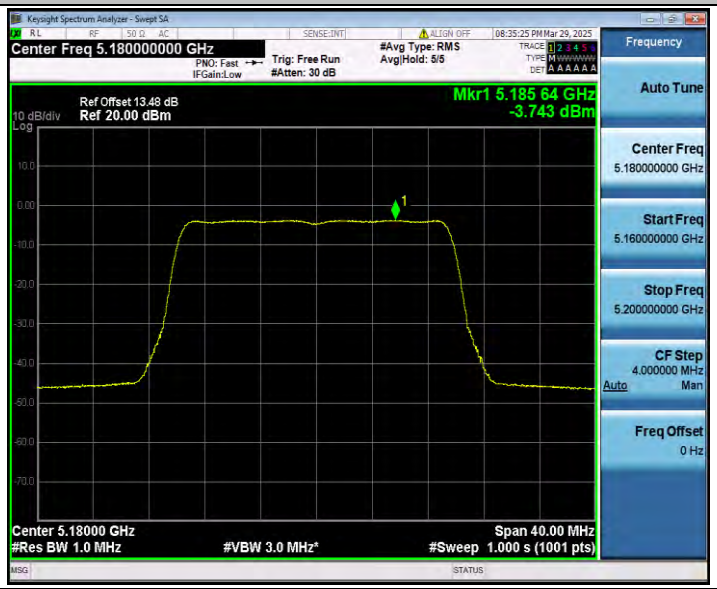

11AX20SISO_Ant1_5200

11AX20SISO_Ant1_5240

11AX40SISO_Ant1_5190

11AX40SISO_Ant1_5230

11AX80SISO_Ant1_5210

Appendix D.6: Band edge measurements

Test Result B1

TestMode	Antenna	ChName	Freq(MHz)	Result[dBm]	Limit[dBm]	Verdict
11A	Ant1	Low	5180	-36.51	≤-27	PASS
		High	5240	-37.71	≤-27	PASS
11N20SISO	Ant1	Low	5180	-37.01	≤-27	PASS
		High	5240	-37.49	≤-27	PASS
11N40SISO	Ant1	Low	5190	-37.17	≤-27	PASS
		High	5230	-37.66	≤-27	PASS
11AC20SISO	Ant1	Low	5180	-37.25	≤-27	PASS
		High	5240	-37.04	≤-27	PASS
11AC40SISO	Ant1	Low	5190	-36.82	≤-27	PASS
		High	5230	-37.61	≤-27	PASS
11AC80SISO	Ant1	Low	5210	-36.72	≤-27	PASS
		High	5210	-37.74	≤-27	PASS
11AX20SISO	Ant1	Low	5180	-37.11	≤-27	PASS
		High	5240	-37.73	≤-27	PASS
11AX40SISO	Ant1	Low	5190	-37.44	≤-27	PASS
		High	5230	-37.53	≤-27	PASS
11AX80SISO	Ant1	Low	5210	-36.9	≤-27	PASS
		High	5210	-36.53	≤-27	PASS

Test Graphs B1

11A_Ant1_Low_5180

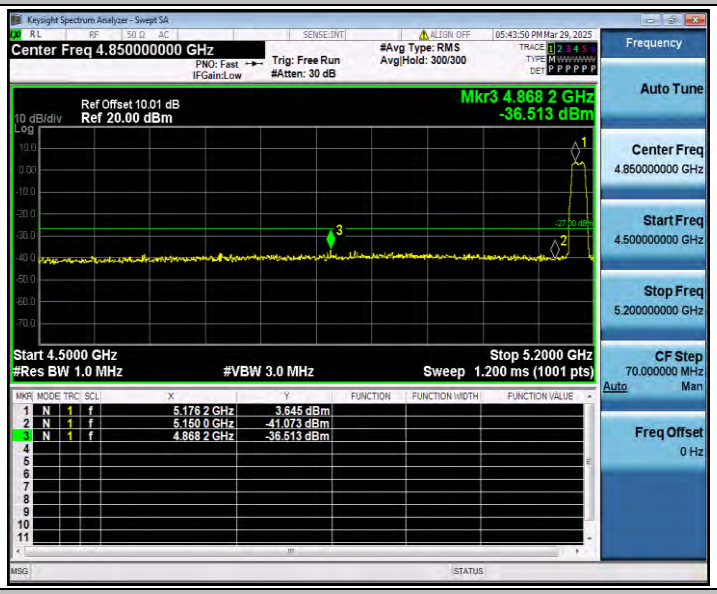

11A_Ant1_High_5240

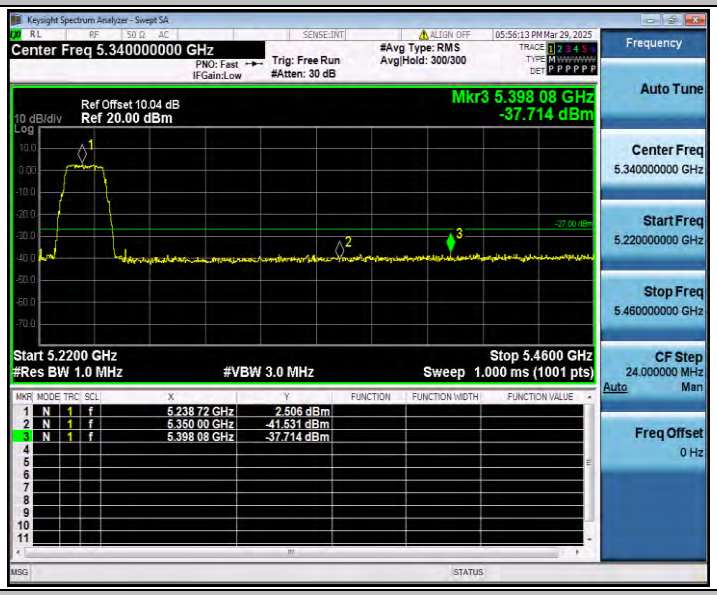

11N20SISO_Ant1_Low_5180

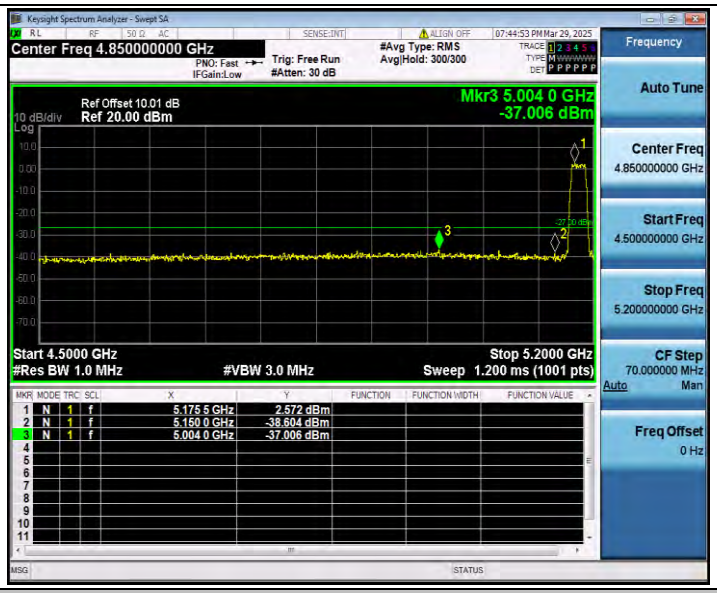

11N20SISO_Ant1_High_5240

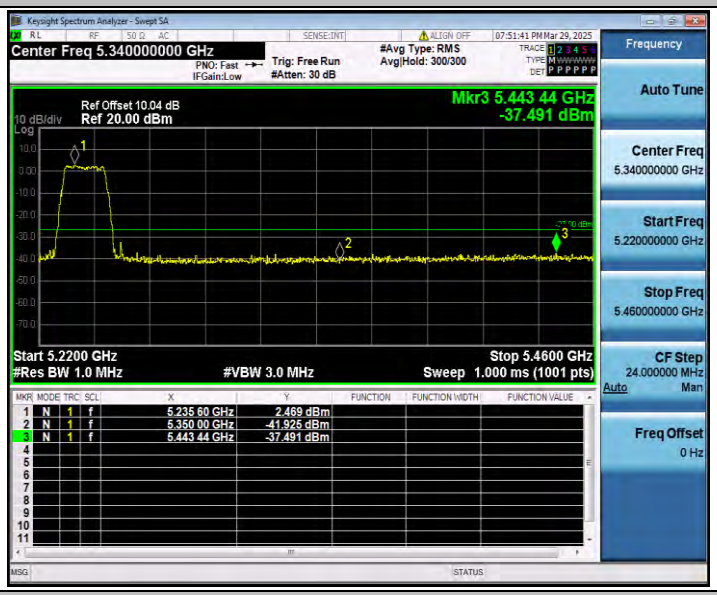

11N40SISO_Ant1_Low_5190

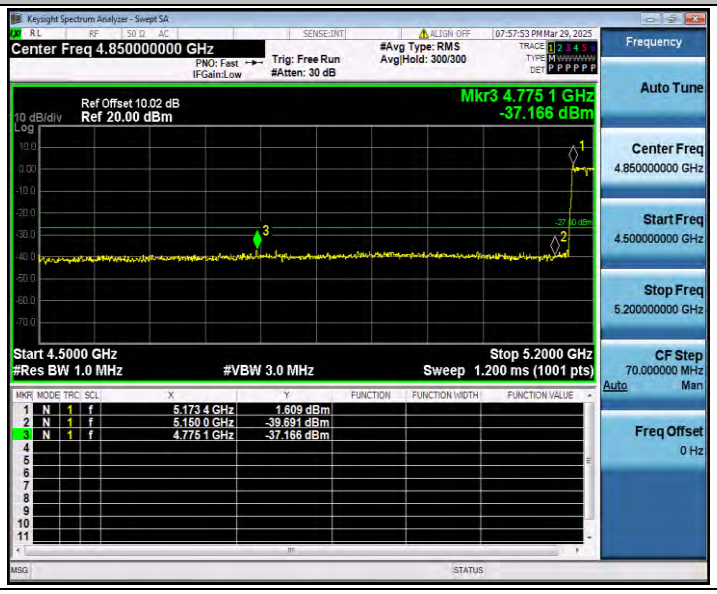

11N40SISO_Ant1_High_5230

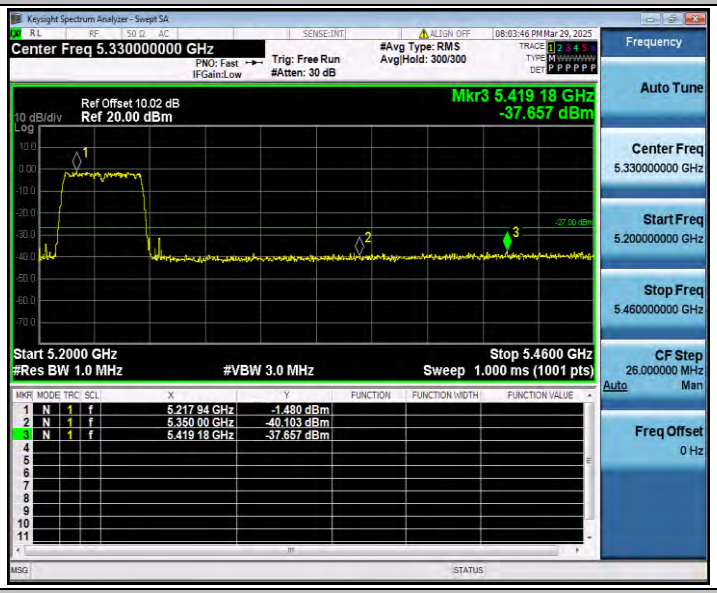

11AC20SISO_Ant1_Low_5180

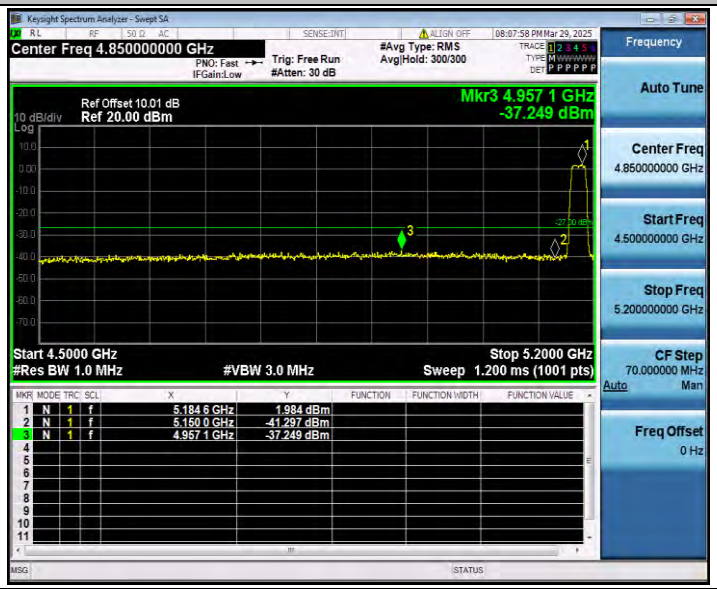

11AC20SISO_Ant1_High_5240

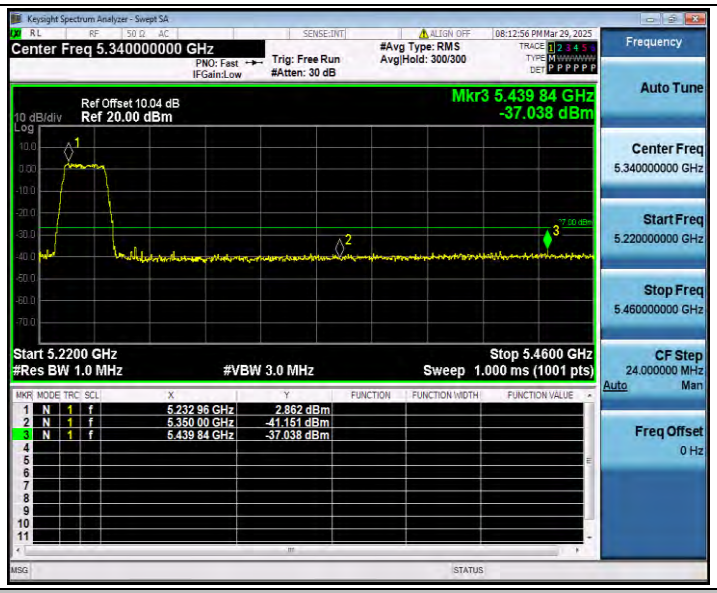

11AC40SISO_Ant1_Low_5190

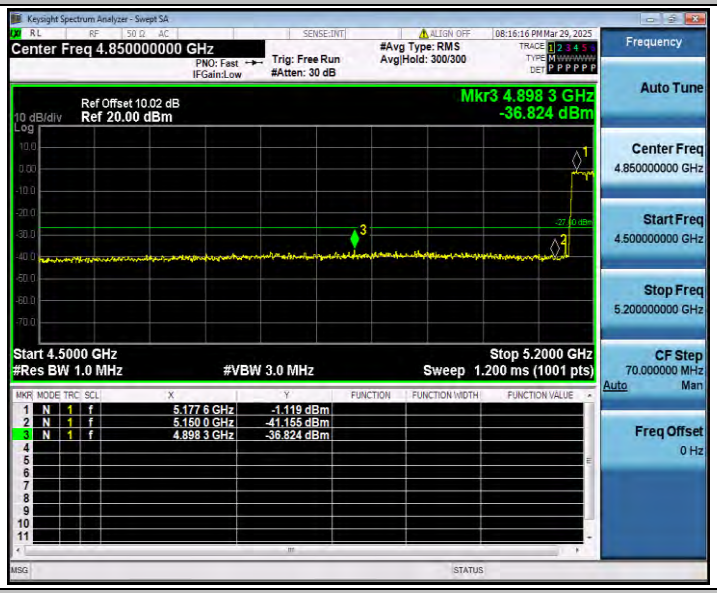

11AC40SISO_Ant1_High_5230

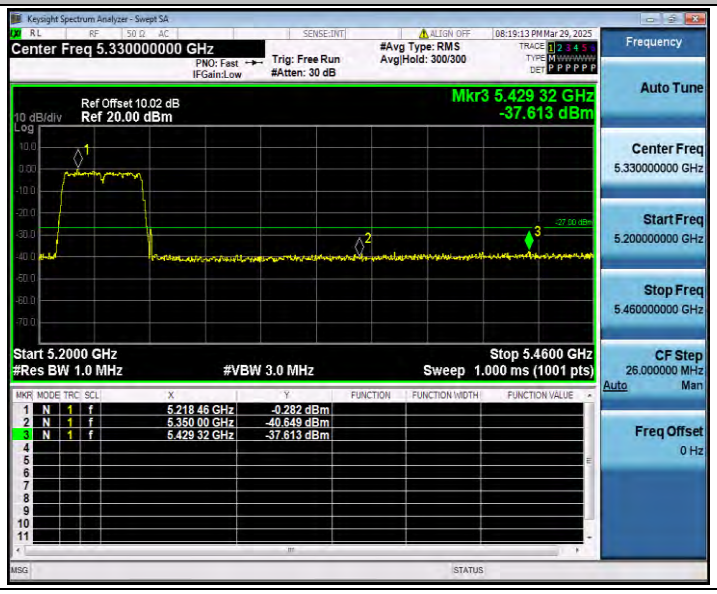

11AC80SISO_Ant1_Low_5210

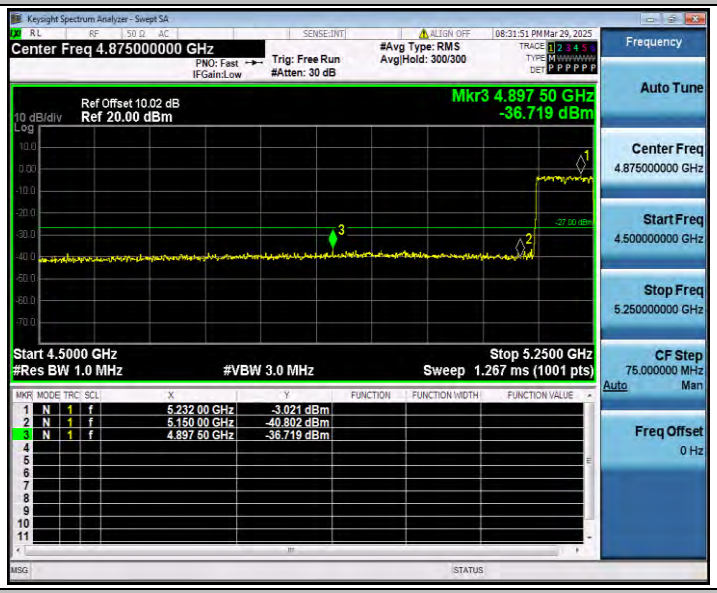

11AC80SISO_Ant1_High_5210

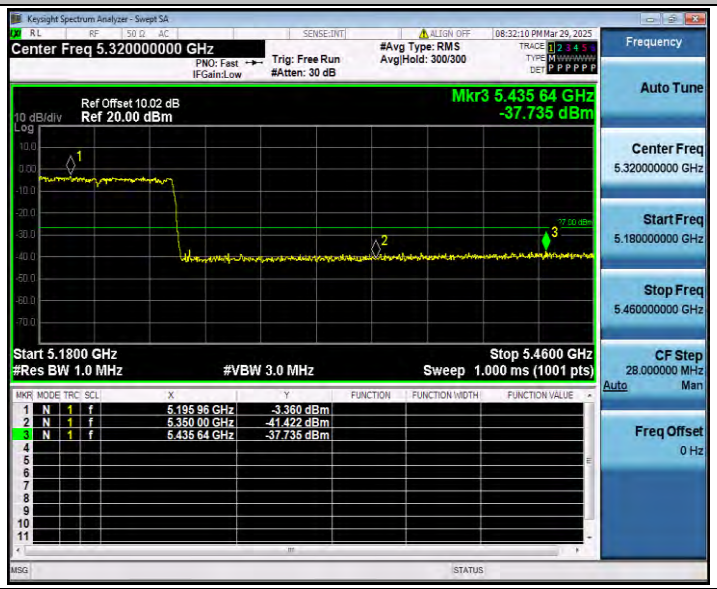

11AX20SISO_Ant1_Low_5180

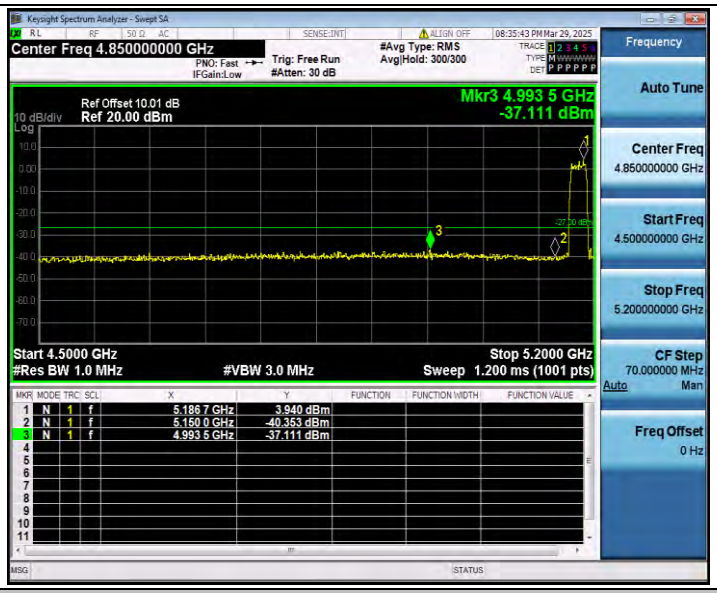

11AX20SISO_Ant1_High_5240

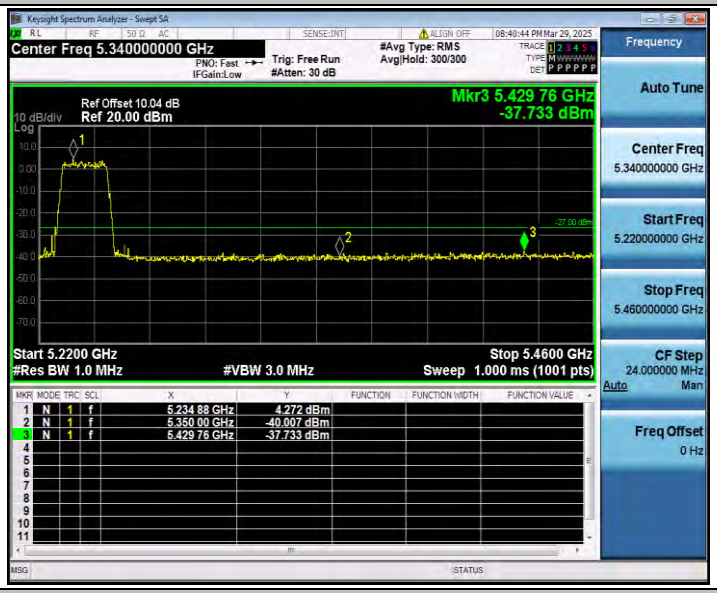

11AX40SISO_Ant1_Low_5190

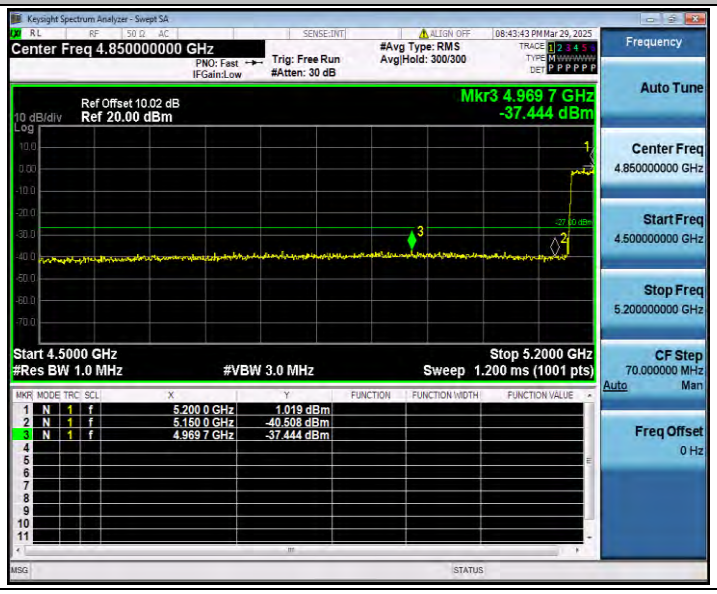

11AX40SISO_Ant1_High_5230

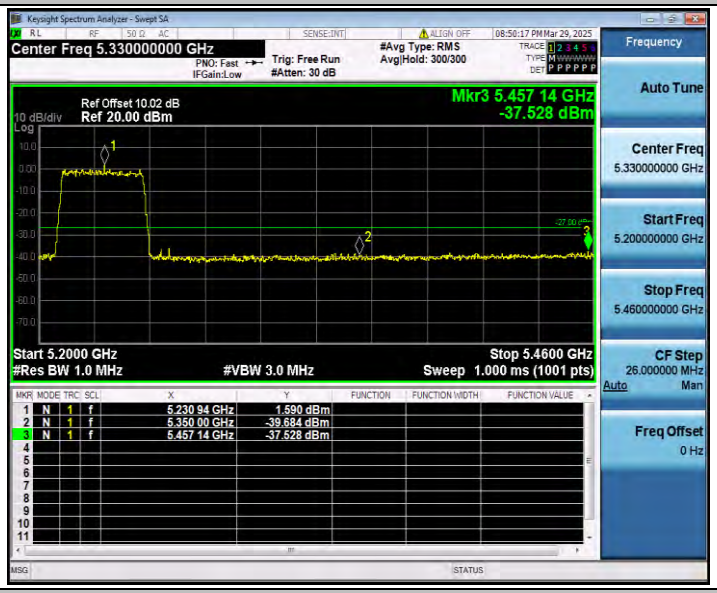

11AX80SISO_Ant1_Low_5210

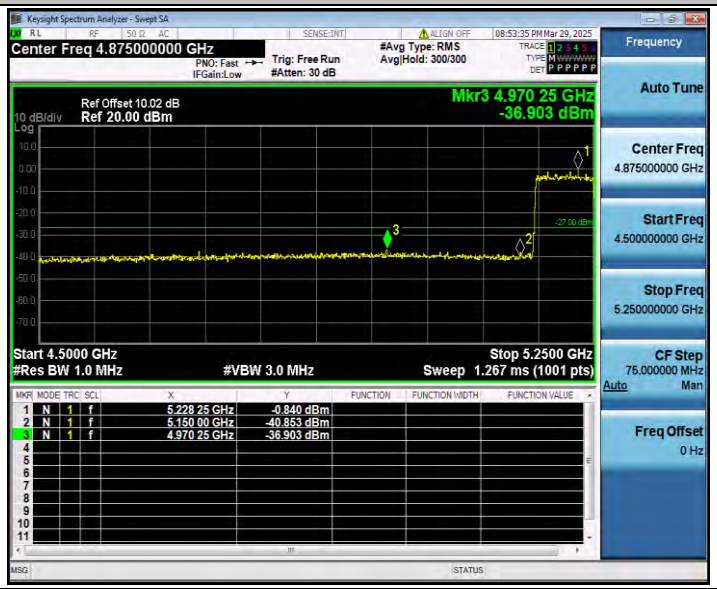

11AX80SISO_Ant1_High_5210

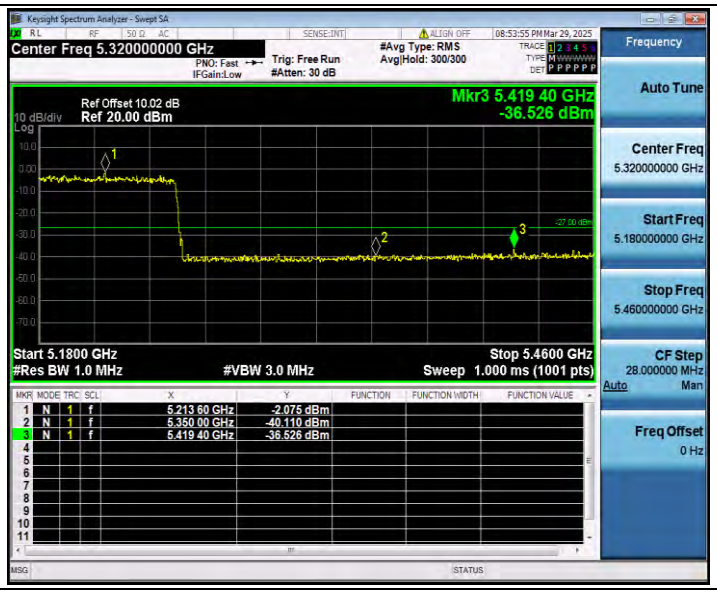
Keysight Spectrum Analyzer - Swept SA
Center Freq 5.320000000 GHz
PNO: Fast
IFGain:Low
Trig: Free Run
#Atten: 30 dB
#Avg Type: RMS
Avg|Hold: 300/300
08:53:55 PM Mar 29, 2025
Frequency
Auto Tune
Center Freq
5.320000000 GHz
Start Freq
5.180000000 GHz
Stop Freq
5.460000000 GHz
CF Step
28.000000 MHz
Auto
Man
Freq Offset
0 Hz
Ref Offset 10.02 dB
10 dB/div
Ref 20.00 dBm
Log
Mkr3 5.419 40 GHz
-36.526 dBm
-27.00 dBm
Start 5.1800 GHz
#Res BW 1.0 MHz
#VBW 3.0 MHz
Stop 5.4600 GHz
Sweep 1.000 ms (1001 pts)
1 N 1 f 5.213 60 GHz -2.075 dBm
2 N 1 f 5.350 00 GHz -40.110 dBm
3 N 1 f 5.419 40 GHz -36.526 dBm
MSG
STATUS