# Appendix D.7: Conducted Spurious Emission

## Test Result

| TestMode | Antenna | Freq(MHz) | FreqRange [MHz] | Max. Fre [MHz] | Max. Level [dBm] | Limit [dBm] | Verdict |
|---|---|---|---|---|---|---|---|
| 11A | Ant1 | 5180 | 30~5140 | 2599.31 | -46.11 | ≤-27 | PASS |
| | | | 5360~27000 | 24917.51 | -36.98 | ≤-27 | PASS |
| | | 5200 | 30~5140 | 5057.39 | -46.45 | ≤-27 | PASS |
| | | | 5360~27000 | 26518.15 | -37.21 | ≤-27 | PASS |
| | | 5240 | 30~5140 | 31.87 | -40.63 | ≤-27 | PASS |
| | | | 5360~27000 | 24284.9 | -36.92 | ≤-27 | PASS |
| 11N20SISO | Ant1 | 5180 | 30~5140 | 4934.75 | -46.48 | ≤-27 | PASS |
| | | | 5360~27000 | 26891.8 | -36.85 | ≤-27 | PASS |
| | | 5200 | 30~5140 | 3287.97 | -46.13 | ≤-27 | PASS |
| | | | 5360~27000 | 24297.16 | -36.13 | ≤-27 | PASS |
| | | 5240 | 30~5140 | 3296.31 | -45.87 | ≤-27 | PASS |
| | | | 5360~27000 | 24812.92 | -37.09 | ≤-27 | PASS |
| 11N40SISO | Ant1 | 5190 | 30~5140 | 4799.84 | -45.45 | ≤-27 | PASS |
| | | | 5360~27000 | 25160.6 | -37.1 | ≤-27 | PASS |
| | | 5230 | 30~5140 | 3181.51 | -45.4 | ≤-27 | PASS |
| | | | 5360~27000 | 24277.69 | -36.5 | ≤-27 | PASS |
| 11AC20SISO | Ant1 | 5180 | 30~5140 | 4797.46 | -45.45 | ≤-27 | PASS |
| | | | 5360~27000 | 23545.53 | -36.93 | ≤-27 | PASS |
| | | 5200 | 30~5140 | 3188.32 | -45.47 | ≤-27 | PASS |
| | | | 5360~27000 | 26479.92 | -37.24 | ≤-27 | PASS |
| | | 5240 | 30~5140 | 4931.85 | -46.01 | ≤-27 | PASS |
| | | | 5360~27000 | 24260.38 | -37.43 | ≤-27 | PASS |
| 11AC40SISO | Ant1 | 5190 | 30~5140 | 4800.01 | -43.86 | ≤-27 | PASS |
| | | | 5360~27000 | 24284.18 | -37.18 | ≤-27 | PASS |
| | | 5230 | 30~5140 | 4800.01 | -45.28 | ≤-27 | PASS |
| | | | 5360~27000 | 23492.88 | -37.34 | ≤-27 | PASS |
| 11AC80SISO | Ant1 | 5210 | 30~5140 | 4932.19 | -46.36 | ≤-27 | PASS |
| | | | 5360~27000 | 26073.81 | -37.47 | ≤-27 | PASS |
| 11AX20SISO | Ant1 | 5180 | 30~5140 | 4920.61 | -45.99 | ≤-27 | PASS |
| | | | 5360~27000 | 24160.11 | -37.23 | ≤-27 | PASS |
| | | 5200 | 30~5140 | 4919.25 | -45.89 | ≤-27 | PASS |
| | | | 5360~27000 | 24894.43 | -37.23 | ≤-27 | PASS |
| | | 5240 | 30~5140 | 4769.18 | -45.64 | ≤-27 | PASS |
| | | | 5360~27000 | 25618.65 | -37.38 | ≤-27 | PASS |
| 11AX40SISO | Ant1 | 5190 | 30~5140 | 4900.85 | -45.54 | ≤-27 | PASS |

| | | | | | | | |
|---|---|---|---|---|---|---|---|
| | | | 5360~27000 | 24243.06 | -36.71 | ≤-27 | PASS |
| | | 5230 | 30~5140 | 3131.77 | -45.59 | ≤-27 | PASS |
| | | | 5360~27000 | 26704.97 | -37.55 | ≤-27 | PASS |
| 11AX80SISO | Ant1 | 5210 | 30~5140 | 4800.19 | -45.75 | ≤-27 | PASS |
| | | | 5360~27000 | 24321.69 | -37.28 | ≤-27 | PASS |

## Test Graphs

11A_Ant1_5180_30~5140

11A_Ant1_5180_5360~27000

11A_Ant1_5200_30~5140

11A_Ant1_5200_5360~27000

11A_Ant1_5240_30~5140

11A_Ant1_5240_5360~27000

11N20SISO_Ant1_5180_30~5140

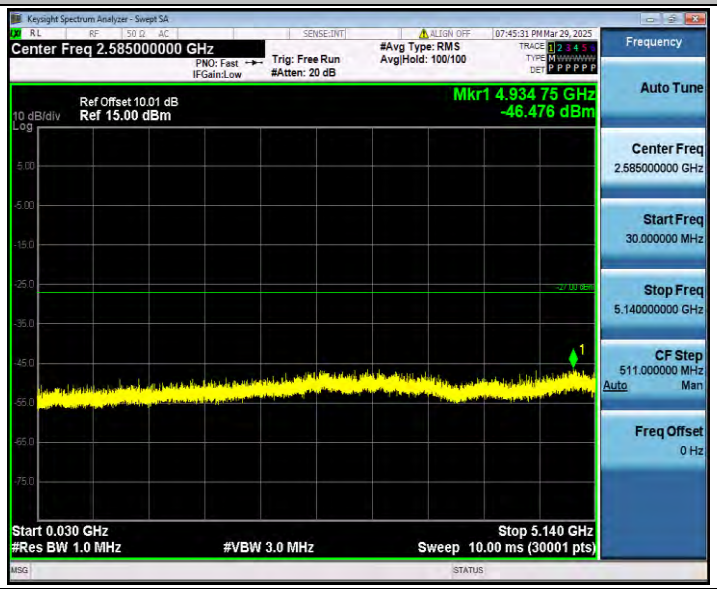


11N20SISO_Ant1_5180_5360~27000

11N20SISO_Ant1_5200_30~5140

11N20SISO_Ant1_5200_5360~27000

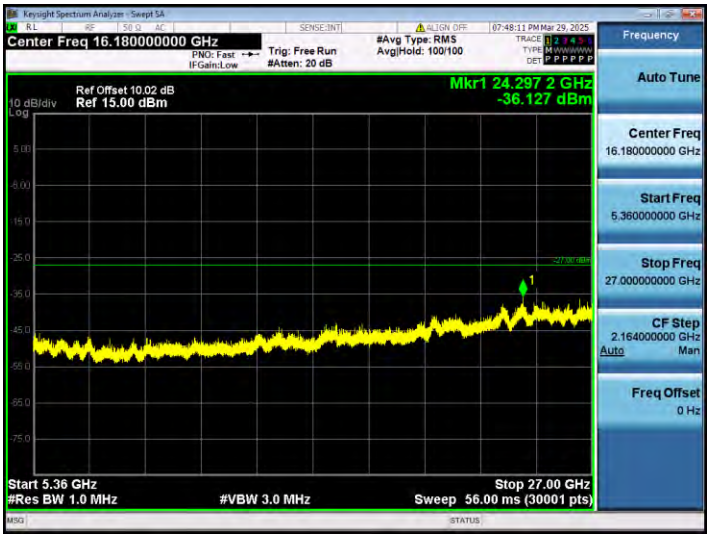


11N20SISO_Ant1_5240_30~5140

11N20SISO_Ant1_5240_5360~27000

11N40SISO_Ant1_5190_30~5140

11N40SISO_Ant1_5190_5360~27000

11N40SISO_Ant1_5230_30~5140

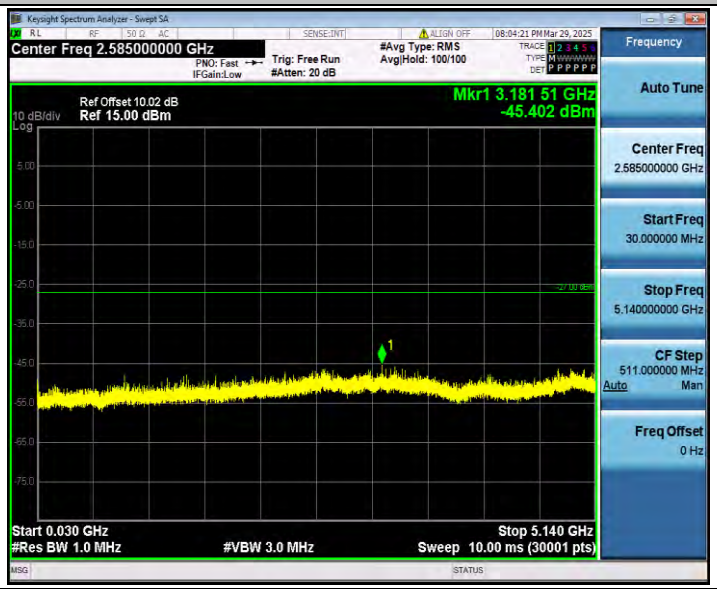


11N40SISO_Ant1_5230_5360~27000

11AC20SISO_Ant1_5180_30~5140

11AC20SISO_Ant1_5180_5360~27000

11AC20SISO_Ant1_5200_30~5140

11AC20SISO_Ant1_5200_5360~27000

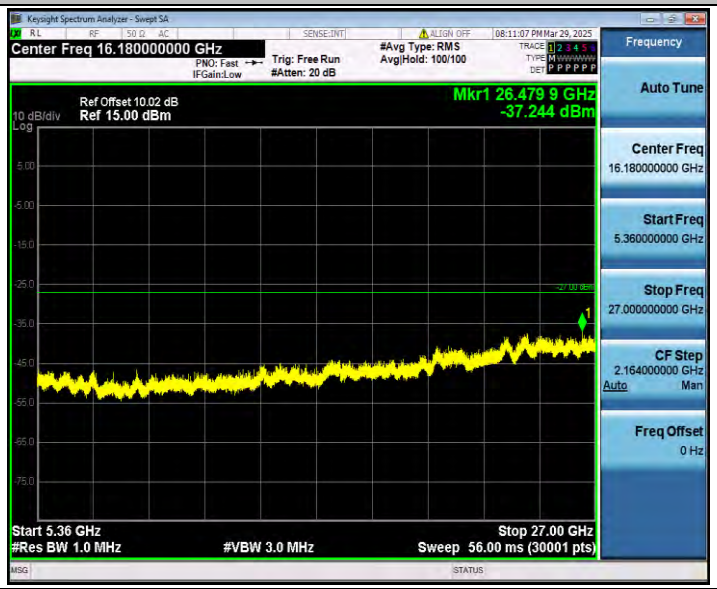


11AC20SISO_Ant1_5240_30~5140

11AC20SISO_Ant1_5240_5360~27000

11AC40SISO_Ant1_5190_30~5140

11AC40SISO_Ant1_5190_5360~27000

11AC40SISO_Ant1_5230_30~5140

11AC40SISO_Ant1_5230_5360~27000

11AC80SISO_Ant1_5210_30~5140

11AC80SISO_Ant1_5210_5360~27000

11AX20SISO_Ant1_5180_30~5140

11AX20SISO_Ant1_5180_5360~27000

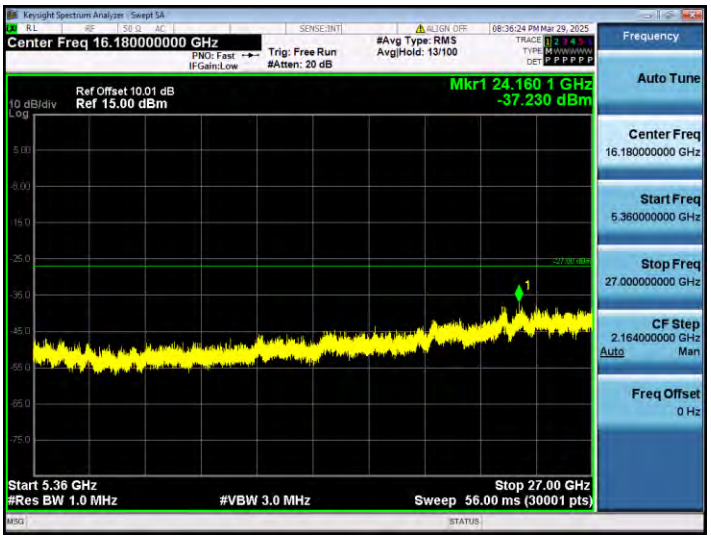


11AX20SISO_Ant1_5200_30~5140

11AX20SISO_Ant1_5200_5360~27000

11AX20SISO_Ant1_5240_30~5140

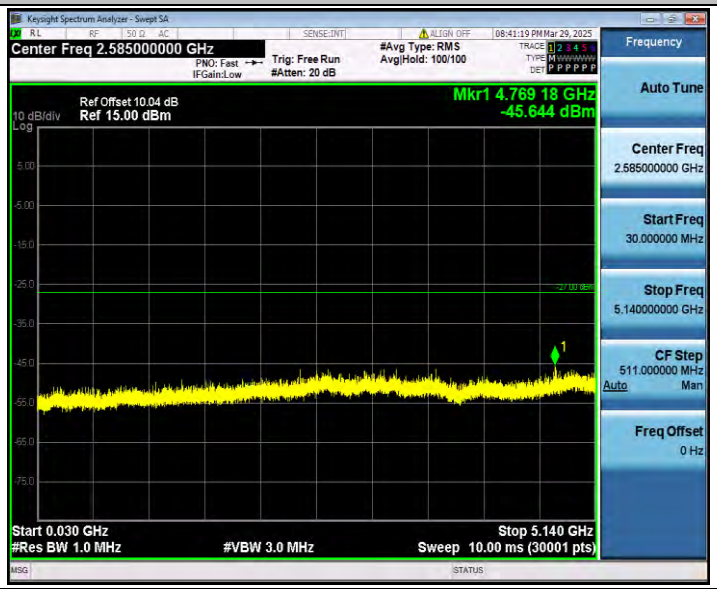


11AX20SISO_Ant1_5240_5360~27000

11AX40SISO_Ant1_5190_30~5140

11AX40SISO_Ant1_5190_5360~27000

11AX40SISO_Ant1_5230_30~5140

11AX40SISO_Ant1_5230_5360~27000

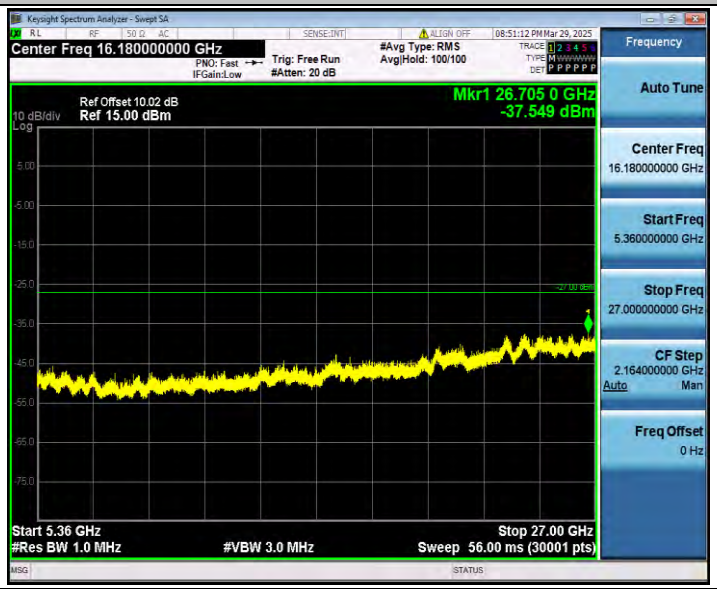


11AX80SISO_Ant1_5210_30~5140

11AX80SISO_Ant1_5210_5360~27000

# Appendix D.8: Emissions in Restricted Bands

## Test Result

| TestMode | Antenna | ChName | Freq(MHz) | Detector | Freq [MHz] | Result [dBm] | Limit [dBm] | Result [dBuV/m] | Limit [dBuV/m] | Verdict |
|---|---|---|---|---|---|---|---|---|---|---|
| 11A | Ant1 | Low | 5180 | AV | 4500.000 | -47.84 | ≤-41.20 | 47.36 | ≤54 | PASS |
| | | | | AV | 4945.900 | -45.48 | ≤-41.20 | 49.72 | ≤54 | PASS |
| | | | | AV | 5150.000 | -46.9 | ≤-41.20 | 48.30 | ≤54 | PASS |
| | | | | Peak | 4500.000 | -40.29 | ≤-21.20 | 54.91 | ≤74 | PASS |
| | | | | Peak | 5035.500 | -35.53 | ≤-21.20 | 59.67 | ≤74 | PASS |
| | | | | Peak | 5150.000 | -39.51 | ≤-21.20 | 55.69 | ≤74 | PASS |
| | | High | 5240 | AV | 5350.000 | -46.81 | ≤-41.20 | 48.39 | ≤54 | PASS |
| | | | | AV | 5451.600 | -45.77 | ≤-41.20 | 49.43 | ≤54 | PASS |
| | | | | AV | 5460.000 | -45.97 | ≤-41.20 | 49.23 | ≤54 | PASS |
| | | | | Peak | 5350.000 | -39.78 | ≤-21.20 | 55.42 | ≤74 | PASS |
| | | | | Peak | 5385.360 | -35.35 | ≤-21.20 | 59.85 | ≤74 | PASS |
| | | | | Peak | 5460.000 | -38.29 | ≤-21.20 | 56.91 | ≤74 | PASS |
| 11N20SISO | Ant1 | Low | 5180 | AV | 4500.000 | -47.87 | ≤-41.20 | 47.33 | ≤54 | PASS |
| | | | | AV | 4938.900 | -45.45 | ≤-41.20 | 49.75 | ≤54 | PASS |
| | | | | AV | 5150.000 | -46.97 | ≤-41.20 | 48.23 | ≤54 | PASS |
| | | | | Peak | 4500.000 | -40.73 | ≤-21.20 | 54.47 | ≤74 | PASS |
| | | | | Peak | 4952.900 | -35.59 | ≤-21.20 | 59.61 | ≤74 | PASS |
| | | | | Peak | 5150.000 | -40.19 | ≤-21.20 | 55.01 | ≤74 | PASS |
| | | High | 5240 | AV | 5350.000 | -46.81 | ≤-41.20 | 48.39 | ≤54 | PASS |
| | | | | AV | 5444.880 | -45.69 | ≤-41.20 | 49.51 | ≤54 | PASS |
| | | | | AV | 5460.000 | -46.08 | ≤-41.20 | 49.12 | ≤54 | PASS |
| | | | | Peak | 5350.000 | -38.69 | ≤-21.20 | 56.51 | ≤74 | PASS |
| | | | | Peak | 5458.320 | -35.58 | ≤-21.20 | 59.62 | ≤74 | PASS |
| | | | | Peak | 5460.000 | -39.38 | ≤-21.20 | 55.82 | ≤74 | PASS |
| 11N40SISO | Ant1 | Low | 5190 | AV | 4500.000 | -47.82 | ≤-41.20 | 47.38 | ≤54 | PASS |
| | | | | AV | 4799.600 | -44.69 | ≤-41.20 | 50.51 | ≤54 | PASS |
| | | | | AV | 5150.000 | -46.47 | ≤-41.20 | 48.73 | ≤54 | PASS |
| | | | | Peak | 4500.000 | -40.18 | ≤-21.20 | 55.02 | ≤74 | PASS |
| | | | | Peak | 4817.800 | -35.38 | ≤-21.20 | 59.82 | ≤74 | PASS |
| | | | | Peak | 5150.000 | -36.98 | ≤-21.20 | 58.22 | ≤74 | PASS |
| | | High | 5230 | AV | 5350.000 | -46.73 | ≤-41.20 | 48.47 | ≤54 | PASS |
| | | | | AV | 5455.060 | -45.62 | ≤-41.20 | 49.58 | ≤54 | PASS |
| | | | | AV | 5460.000 | -45.73 | ≤-41.20 | 49.47 | ≤54 | PASS |
| | | | | Peak | 5350.000 | -39.79 | ≤-21.20 | 55.41 | ≤74 | PASS |
| | | | | Peak | 5432.440 | -35.6 | ≤-21.20 | 59.60 | ≤74 | PASS |
| | | | | Peak | 5460.000 | -38.33 | ≤-21.20 | 56.87 | ≤74 | PASS |

| | | | | | | | | | | |
|---|---|---|---|---|---|---|---|---|---|---|
| 11AC20SISO | Ant1 | Low | 5180 | AV | 4500.000 | -47.84 | ≤-41.20 | 47.36 | ≤54 | PASS |
| | | | | AV | 4938.900 | -45.48 | ≤-41.20 | 49.72 | ≤54 | PASS |
| | | | | AV | 5150.000 | -47.04 | ≤-41.20 | 48.16 | ≤54 | PASS |
| | | | | Peak | 4500.000 | -40.68 | ≤-21.20 | 54.52 | ≤74 | PASS |
| | | | | Peak | 4938.200 | -35.58 | ≤-21.20 | 59.62 | ≤74 | PASS |
| | | | | Peak | 5150.000 | -38.74 | ≤-21.20 | 56.46 | ≤74 | PASS |
| | | High | 5240 | AV | 5350.000 | -46.83 | ≤-41.20 | 48.37 | ≤54 | PASS |
| | | | | AV | 5454.240 | -45.74 | ≤-41.20 | 49.46 | ≤54 | PASS |
| | | | | AV | 5460.000 | -45.83 | ≤-41.20 | 49.37 | ≤54 | PASS |
| | | | | Peak | 5350.000 | -39.22 | ≤-21.20 | 55.98 | ≤74 | PASS |
| | | | | Peak | 5440.320 | -35.82 | ≤-21.20 | 59.38 | ≤74 | PASS |
| | | | | Peak | 5460.000 | -38.87 | ≤-21.20 | 56.33 | ≤74 | PASS |
| 11AC40SISO | Ant1 | Low | 5190 | AV | 4500.000 | -47.86 | ≤-41.20 | 47.34 | ≤54 | PASS |
| | | | | AV | 4800.300 | -44.79 | ≤-41.20 | 50.41 | ≤54 | PASS |
| | | | | AV | 5150.000 | -46.82 | ≤-41.20 | 48.38 | ≤54 | PASS |
| | | | | Peak | 4500.000 | -42.04 | ≤-21.20 | 53.16 | ≤74 | PASS |
| | | | | Peak | 4892.000 | -35.12 | ≤-21.20 | 60.08 | ≤74 | PASS |
| | | | | Peak | 5150.000 | -39.68 | ≤-21.20 | 55.52 | ≤74 | PASS |
| | | High | 5230 | AV | 5350.000 | -46.88 | ≤-41.20 | 48.32 | ≤54 | PASS |
| | | | | AV | 5434.260 | -45.73 | ≤-41.20 | 49.47 | ≤54 | PASS |
| | | | | AV | 5460.000 | -46.05 | ≤-41.20 | 49.15 | ≤54 | PASS |
| | | | | Peak | 5350.000 | -37.47 | ≤-21.20 | 57.73 | ≤74 | PASS |
| | | | | Peak | 5443.100 | -34.8 | ≤-21.20 | 60.40 | ≤74 | PASS |
| | | | | Peak | 5460.000 | -37.69 | ≤-21.20 | 57.51 | ≤74 | PASS |
| 11AC80SISO | Ant1 | Low | 5210 | AV | 4500.000 | -47.92 | ≤-41.20 | 47.28 | ≤54 | PASS |
| | | | | AV | 4800.000 | -44.92 | ≤-41.20 | 50.28 | ≤54 | PASS |
| | | | | AV | 5150.000 | -46.43 | ≤-41.20 | 48.77 | ≤54 | PASS |
| | | | | Peak | 4500.000 | -38.74 | ≤-21.20 | 56.46 | ≤74 | PASS |
| | | | | Peak | 4933.500 | -34.8 | ≤-21.20 | 60.40 | ≤74 | PASS |
| | | | | Peak | 5150.000 | -39.31 | ≤-21.20 | 55.89 | ≤74 | PASS |
| | | High | 5210 | AV | 5350.000 | -46.91 | ≤-41.20 | 48.29 | ≤54 | PASS |
| | | | | AV | 5454.120 | -45.78 | ≤-41.20 | 49.42 | ≤54 | PASS |
| | | | | AV | 5460.000 | -45.81 | ≤-41.20 | 49.39 | ≤54 | PASS |
| | | | | Peak | 5350.000 | -40.14 | ≤-21.20 | 55.06 | ≤74 | PASS |
| | | | | Peak | 5452.160 | -35.39 | ≤-21.20 | 59.81 | ≤74 | PASS |
| | | | | Peak | 5460.000 | -38.27 | ≤-21.20 | 56.93 | ≤74 | PASS |
| 11AX20SISO | Ant1 | Low | 5180 | AV | 4500.000 | -47.82 | ≤-41.20 | 47.38 | ≤54 | PASS |
| | | | | AV | 4942.400 | -45.46 | ≤-41.20 | 49.74 | ≤54 | PASS |
| | | | | AV | 5150.000 | -46.96 | ≤-41.20 | 48.24 | ≤54 | PASS |
| | | | | Peak | 4500.000 | -38.43 | ≤-21.20 | 56.77 | ≤74 | PASS |
| | | | | Peak | 5040.400 | -35.12 | ≤-21.20 | 60.08 | ≤74 | PASS |
| | | | | Peak | 5150.000 | -38.84 | ≤-21.20 | 56.36 | ≤74 | PASS |
| | | High | 5240 | AV | 5350.000 | -46.82 | ≤-41.20 | 48.38 | ≤54 | PASS |

| | | | | | | | | | | |
|---|---|---|---|---|---|---|---|---|---|---|
| | | | | AV | 5452.320 | -45.74 | ≤-41.20 | 49.46 | ≤54 | PASS |
| | | | | AV | 5460.000 | -45.97 | ≤-41.20 | 49.23 | ≤54 | PASS |
| | | | | Peak | 5350.000 | -38.95 | ≤-21.20 | 56.25 | ≤74 | PASS |
| | | | | Peak | 5458.080 | -36.5 | ≤-21.20 | 58.70 | ≤74 | PASS |
| | | | | Peak | 5460.000 | -37.79 | ≤-21.20 | 57.41 | ≤74 | PASS |
| 11AX40SISO | Ant1 | Low | 5190 | AV | 4500.000 | -47.9 | ≤-41.20 | 47.30 | ≤54 | PASS |
| | | | | AV | 4800.300 | -44.53 | ≤-41.20 | 50.67 | ≤54 | PASS |
| | | | | AV | 5150.000 | -46.79 | ≤-41.20 | 48.41 | ≤54 | PASS |
| | | | | Peak | 4500.000 | -39.09 | ≤-21.20 | 56.11 | ≤74 | PASS |
| | | | | Peak | 4791.900 | -35.44 | ≤-21.20 | 59.76 | ≤74 | PASS |
| | | | | Peak | 5150.000 | -37.94 | ≤-21.20 | 57.26 | ≤74 | PASS |
| | | High | 5230 | AV | 5350.000 | -46.81 | ≤-41.20 | 48.39 | ≤54 | PASS |
| | | | | AV | 5451.940 | -45.78 | ≤-41.20 | 49.42 | ≤54 | PASS |
| | | | | AV | 5460.000 | -45.89 | ≤-41.20 | 49.31 | ≤54 | PASS |
| | | | | Peak | 5350.000 | -39.62 | ≤-21.20 | 55.58 | ≤74 | PASS |
| | | | | Peak | 5426.200 | -35.89 | ≤-21.20 | 59.31 | ≤74 | PASS |
| | | | | Peak | 5460.000 | -37.26 | ≤-21.20 | 57.94 | ≤74 | PASS |
| 11AX80SISO | Ant1 | Low | 5210 | AV | 4500.000 | -47.87 | ≤-41.20 | 47.33 | ≤54 | PASS |
| | | | | AV | 4799.250 | -45.33 | ≤-41.20 | 49.87 | ≤54 | PASS |
| | | | | AV | 5150.000 | -47.12 | ≤-41.20 | 48.08 | ≤54 | PASS |
| | | | | Peak | 4500.000 | -39.14 | ≤-21.20 | 56.06 | ≤74 | PASS |
| | | | | Peak | 5018.250 | -35.24 | ≤-21.20 | 59.96 | ≤74 | PASS |
| | | | | Peak | 5150.000 | -37.38 | ≤-21.20 | 57.82 | ≤74 | PASS |
| | | High | 5210 | AV | 5350.000 | -46.84 | ≤-41.20 | 48.36 | ≤54 | PASS |
| | | | | AV | 5459.160 | -45.73 | ≤-41.20 | 49.47 | ≤54 | PASS |
| | | | | AV | 5460.000 | -46.02 | ≤-41.20 | 49.18 | ≤54 | PASS |
| | | | | Peak | 5350.000 | -37.55 | ≤-21.20 | 57.65 | ≤74 | PASS |
| | | | | Peak | 5410.440 | -35.72 | ≤-21.20 | 59.48 | ≤74 | PASS |
| | | | | Peak | 5460.000 | -39.47 | ≤-21.20 | 55.73 | ≤74 | PASS |

Note：

1. The Antenna Gain is compensated in the graph.
2. The Duty Cycle Factor and RBW Factor is compensated in the graph.
3. For transmitters operating in 5150-5350 GHz band and 5470-5725 GHz band: The limit in dBm for average detector is conversion from 54dBuV/m, according to 15.209(a). The limit in dBm for peak detector is 20dB above the limit of average detector in dBm.

## Test Graphs

11A_Ant1_Low_5180_AV

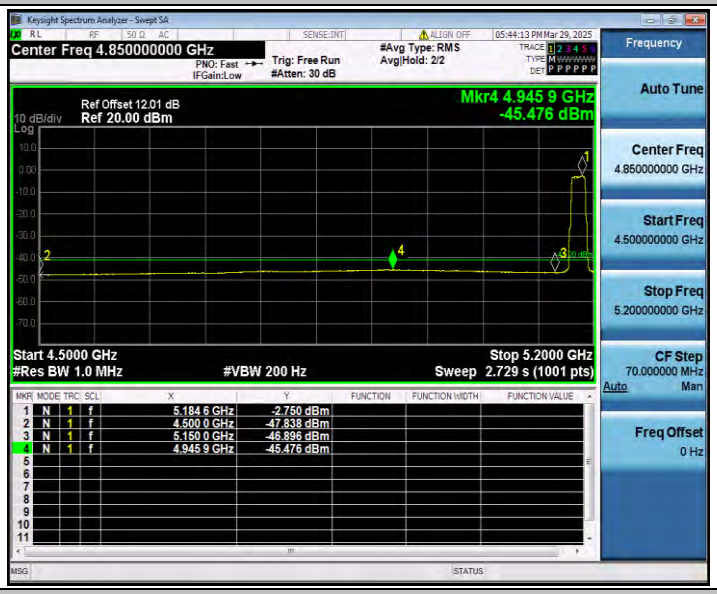


11A_Ant1_Low_5180_Peak

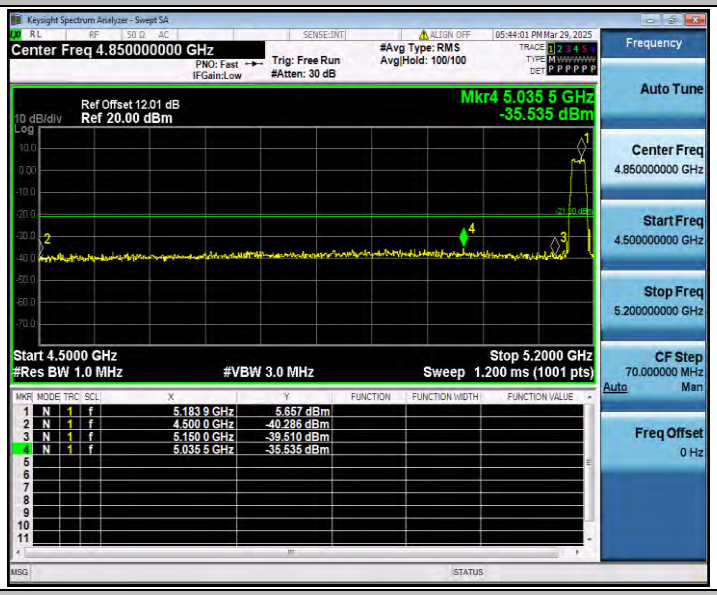


11A_Ant1_High_5240_AV

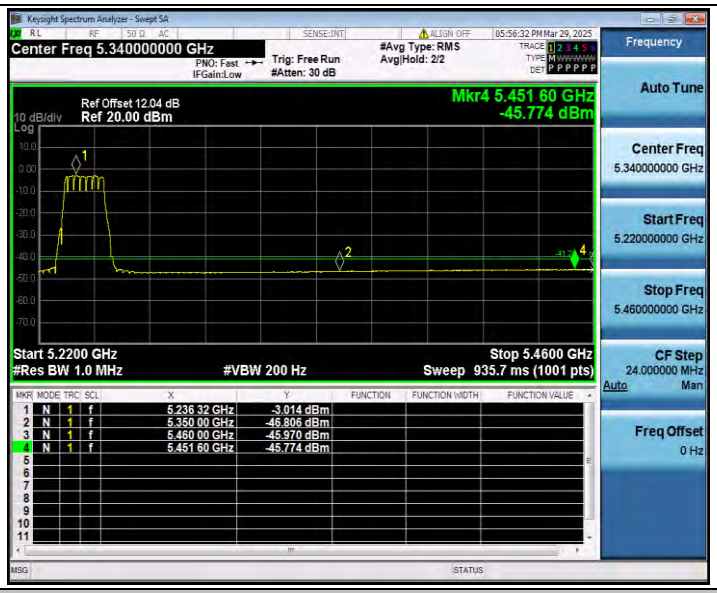


11A_Ant1_High_5240_Peak

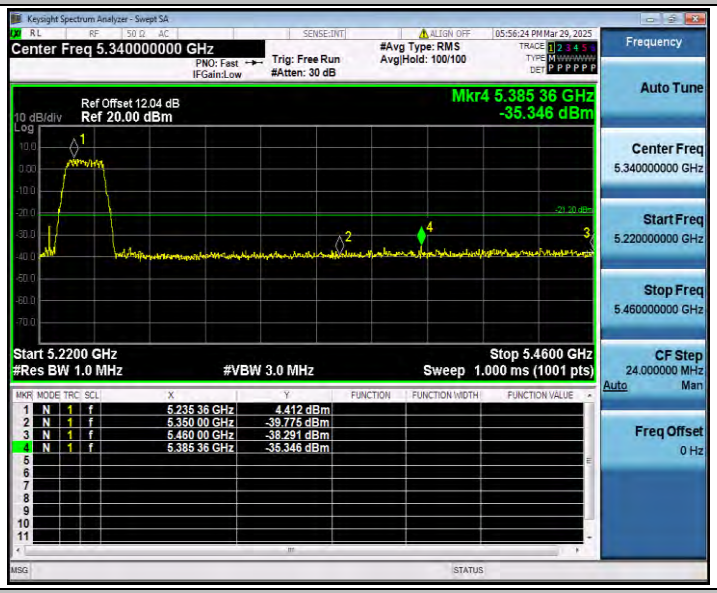


11N20SISO_Ant1_Low_5180_AV

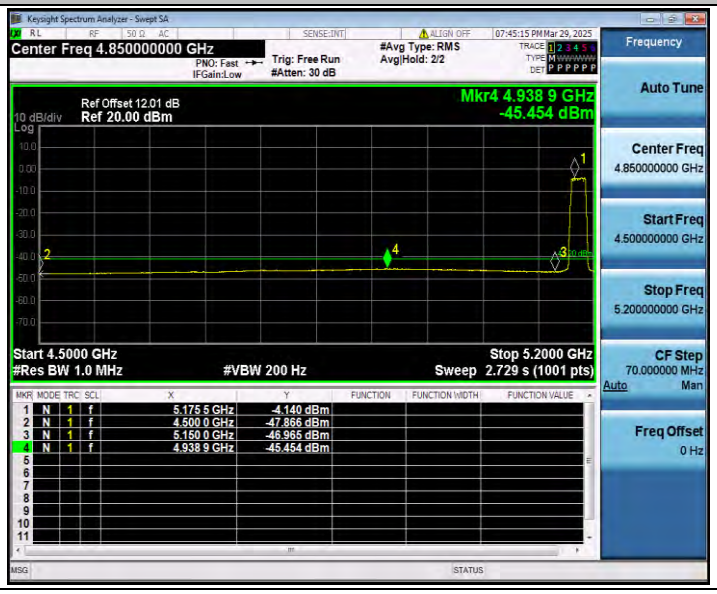

11N20SISO_Ant1_Low_5180_Peak

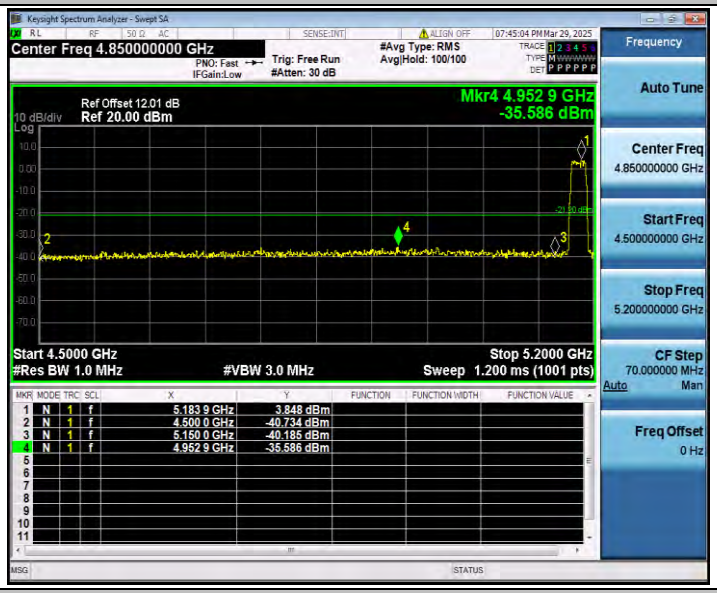


11N20SISO_Ant1_High_5240_AV

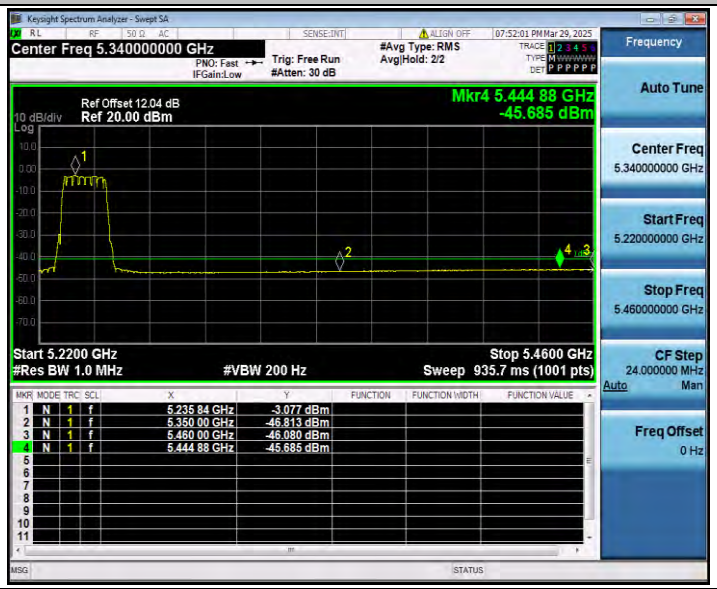


11N20SISO_Ant1_High_5240_Peak

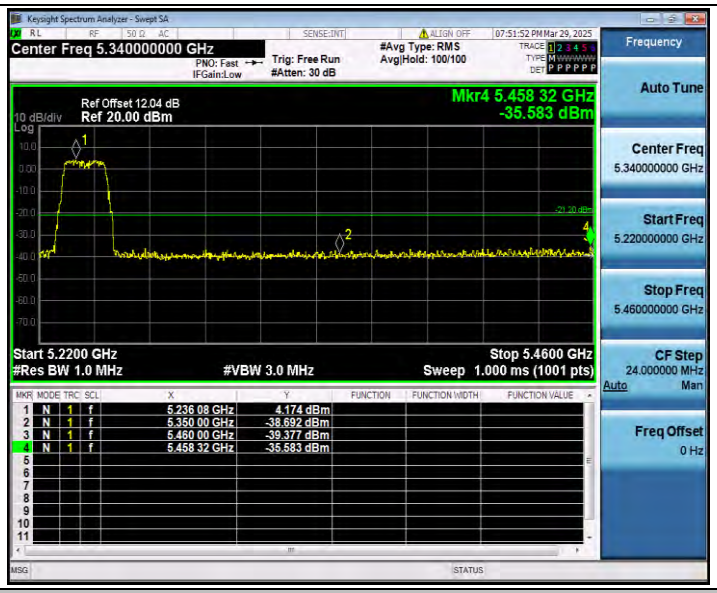


11N40SISO_Ant1_Low_5190_AV

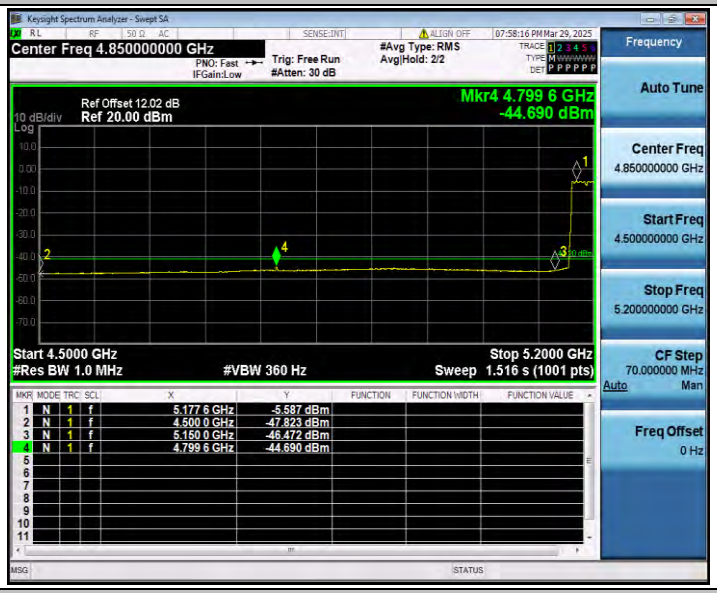


11N40SISO_Ant1_Low_5190_Peak

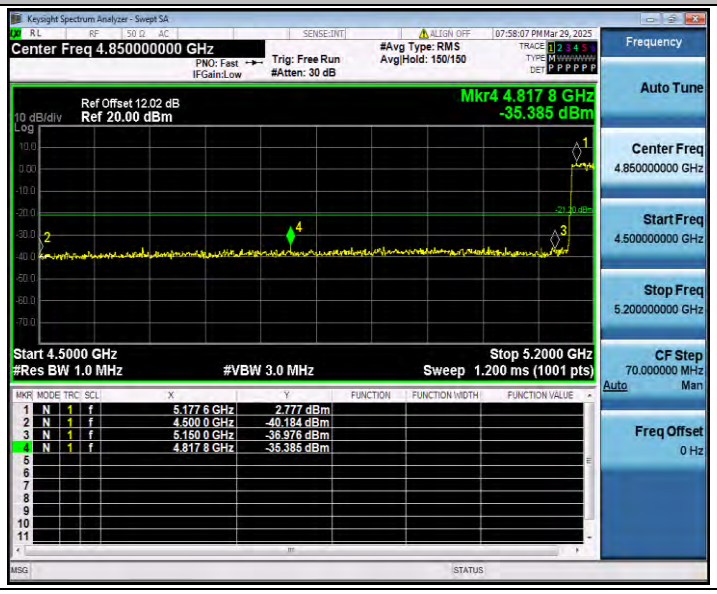

11N40SISO_Ant1_High_5230_AV

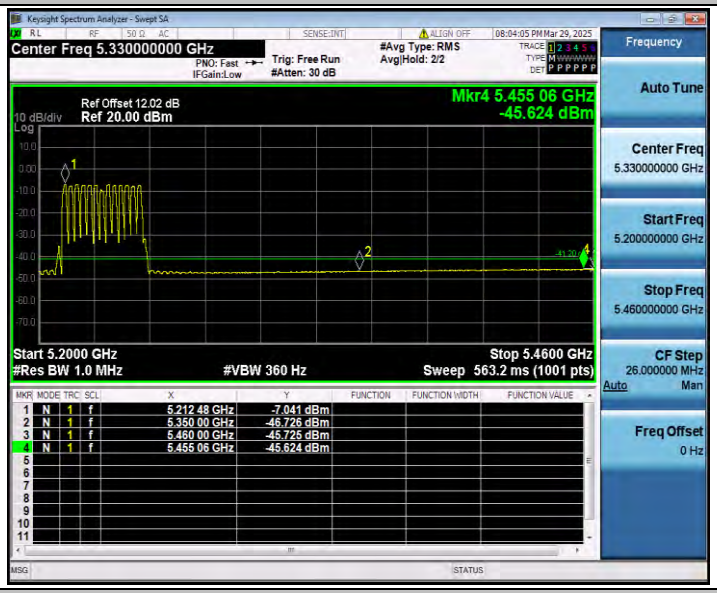


11N40SISO_Ant1_High_5230_Peak

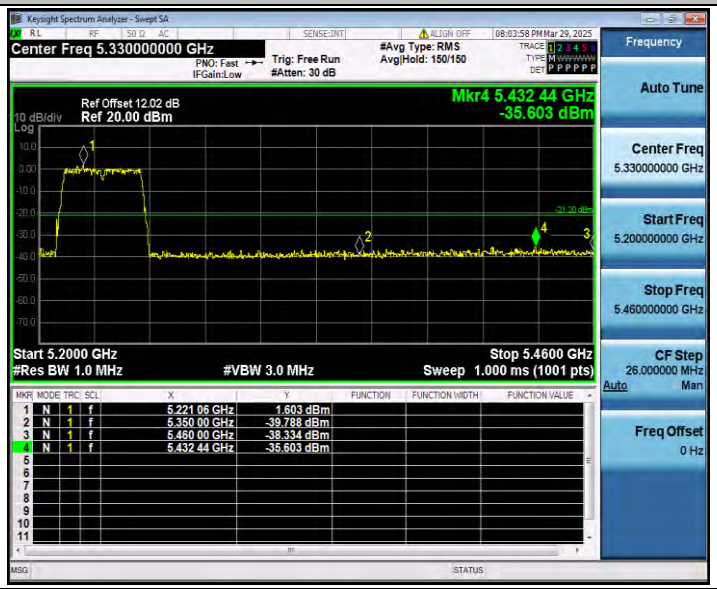


11AC20SISO_Ant1_Low_5180_AV

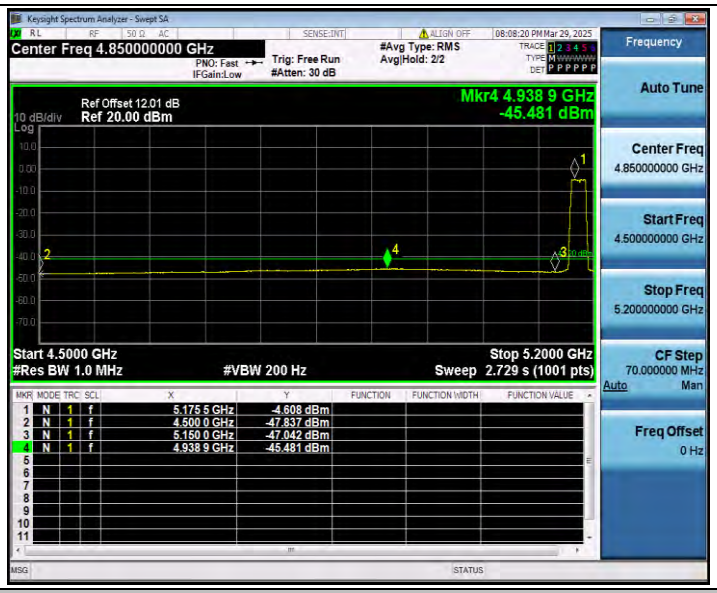


11AC20SISO_Ant1_Low_5180_Peak

11AC20SISO_Ant1_High_5240_AV

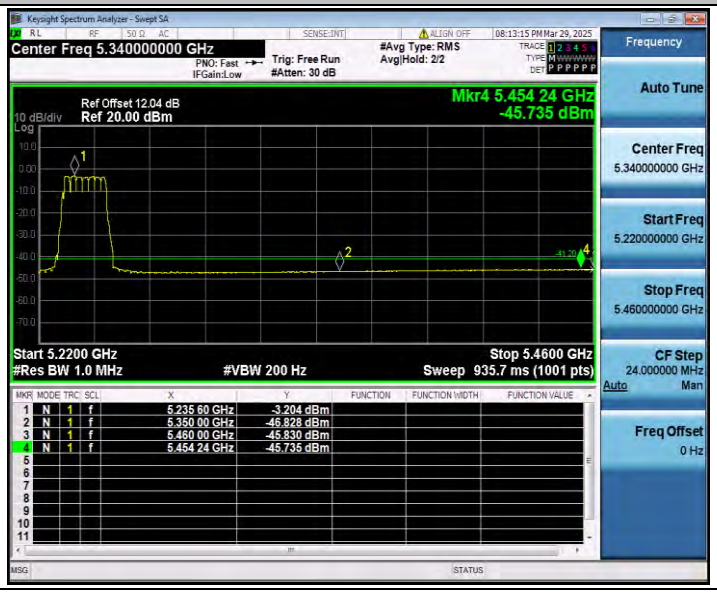

11AC20SISO_Ant1_High_5240_Peak

11AC40SISO_Ant1_Low_5190_AV

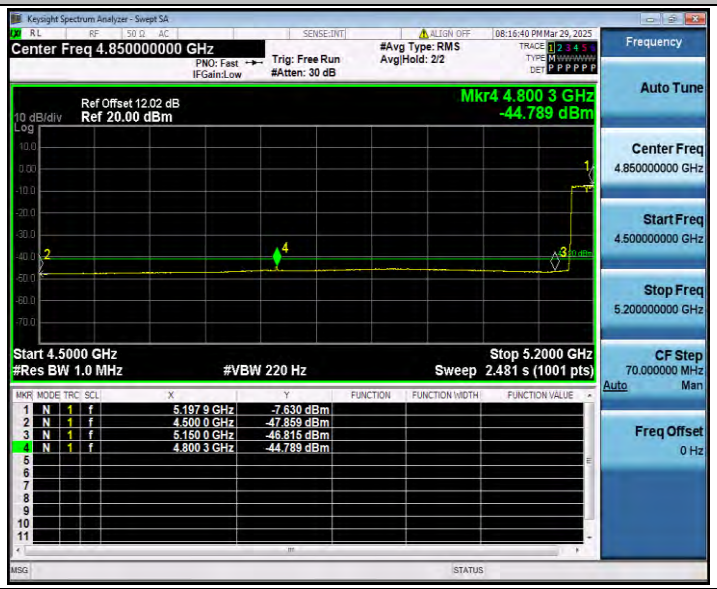


11AC40SISO_Ant1_Low_5190_Peak

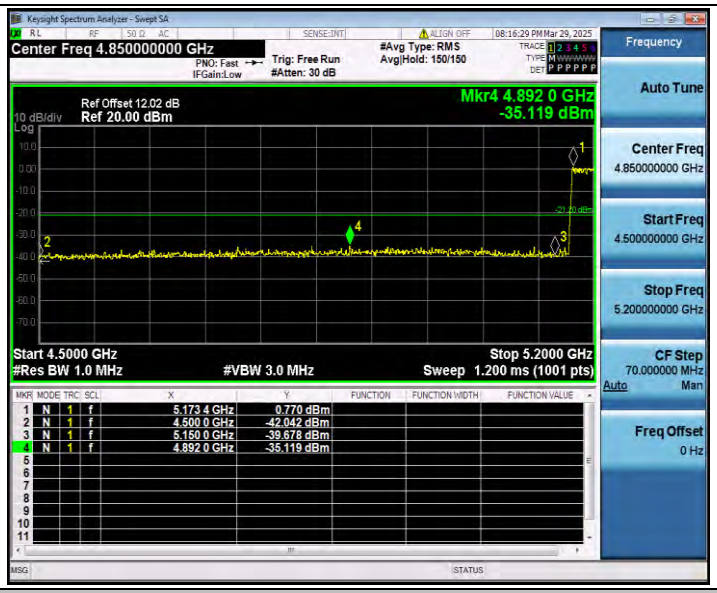


11AC40SISO_Ant1_High_5230_AV

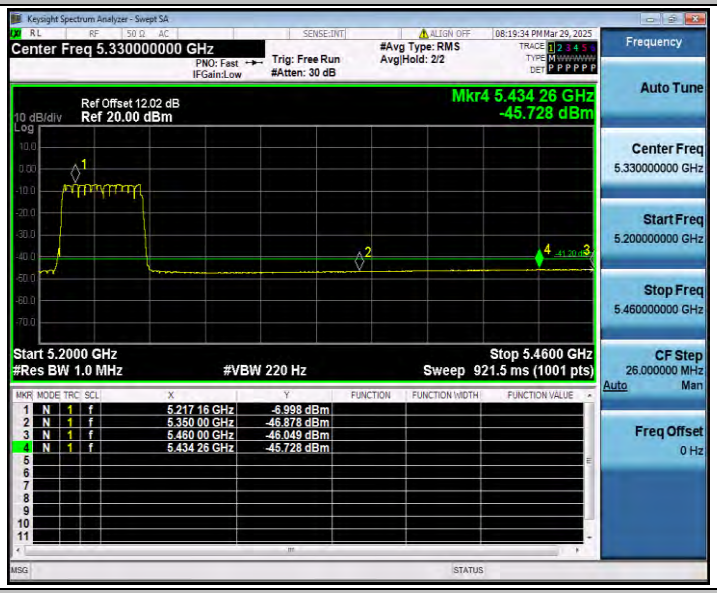


11AC40SISO_Ant1_High_5230_Peak

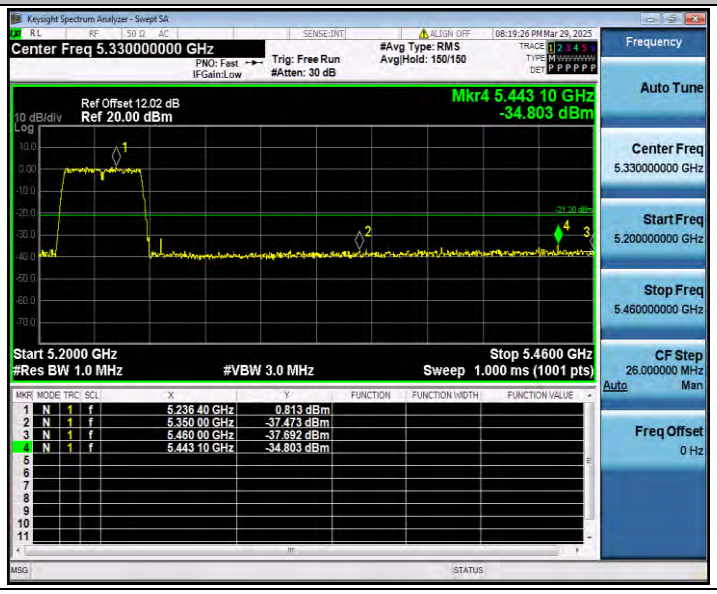

11AC80SISO_Ant1_Low_5210_AV

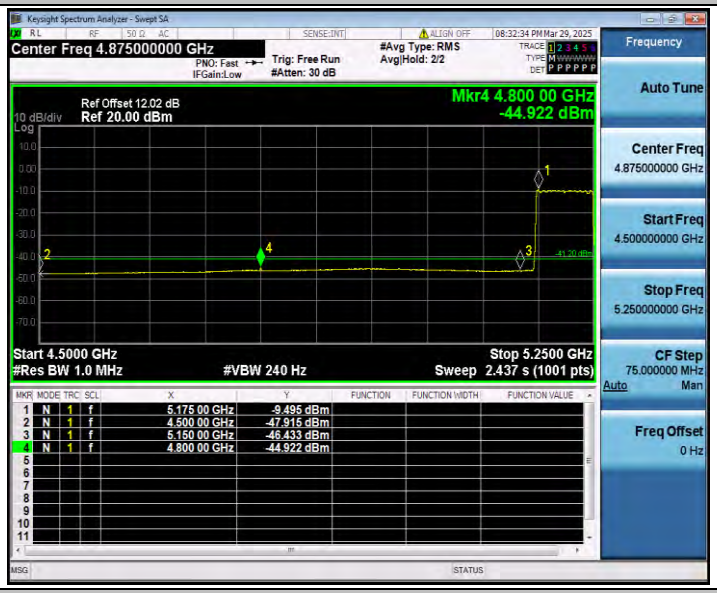


11AC80SISO_Ant1_Low_5210_Peak

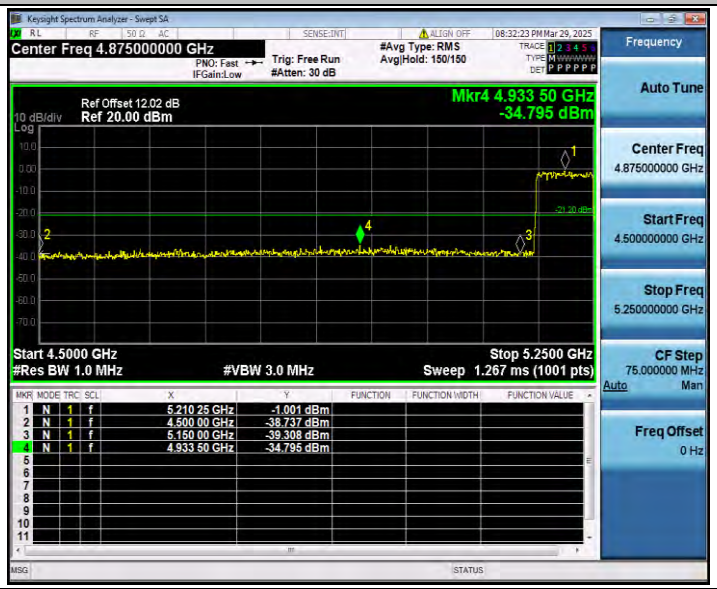


11AC80SISO_Ant1_High_5210_AV

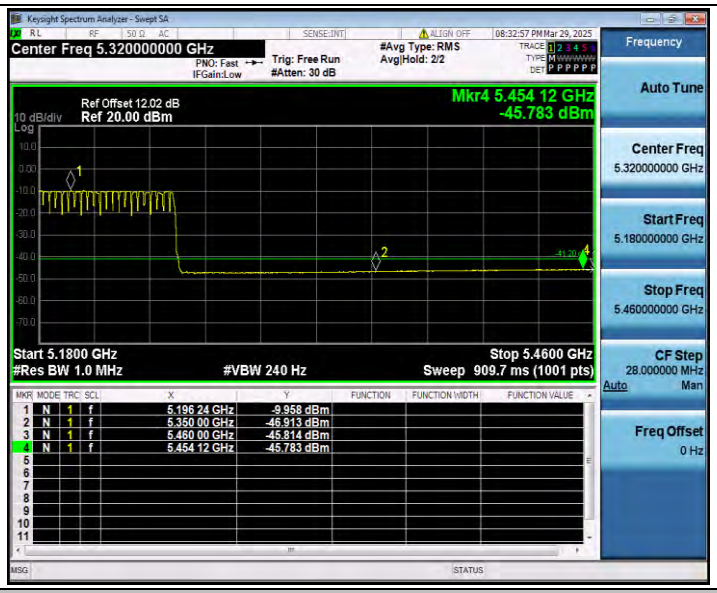


11AC80SISO_Ant1_High_5210_Peak

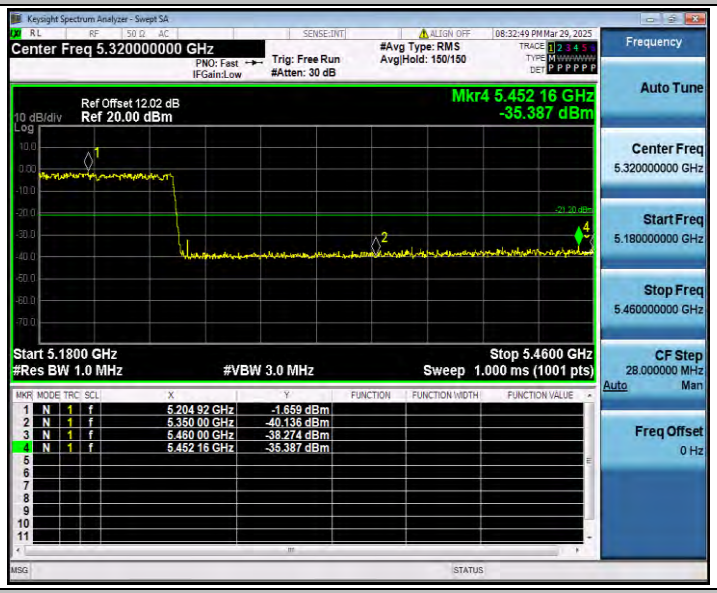


11AX20SISO_Ant1_Low_5180_AV

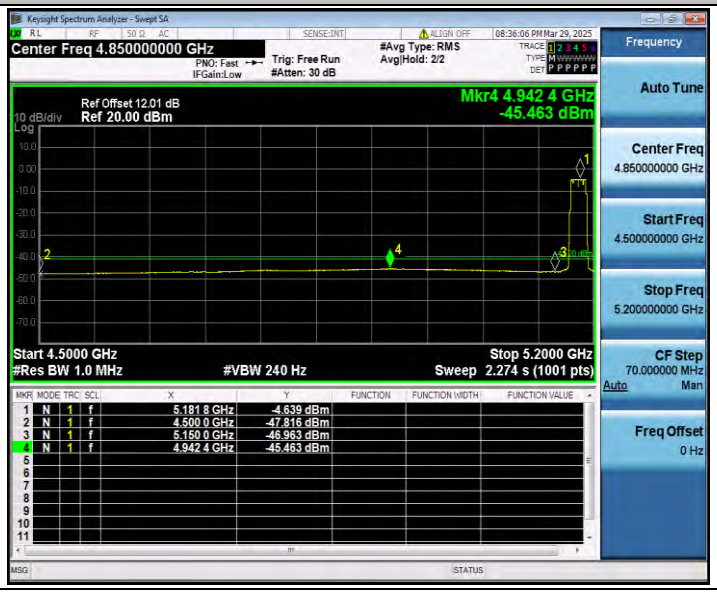

11AX20SISO_Ant1_Low_5180_Peak

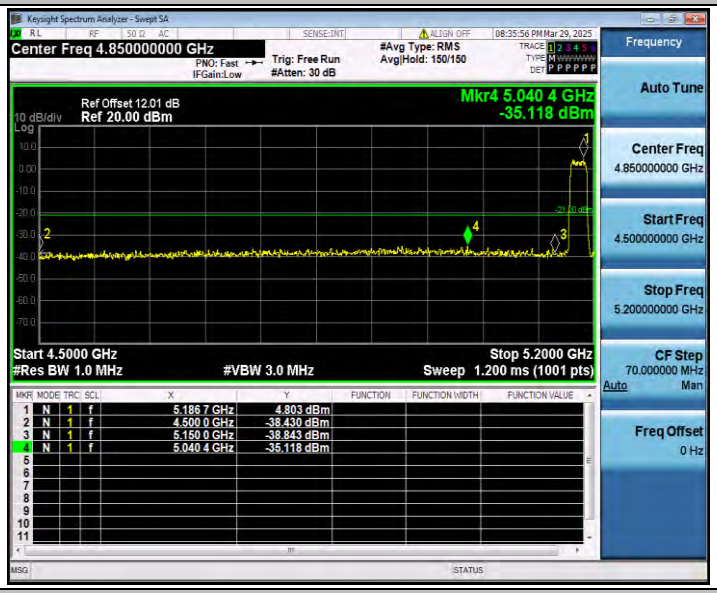


11AX20SISO_Ant1_High_5240_AV

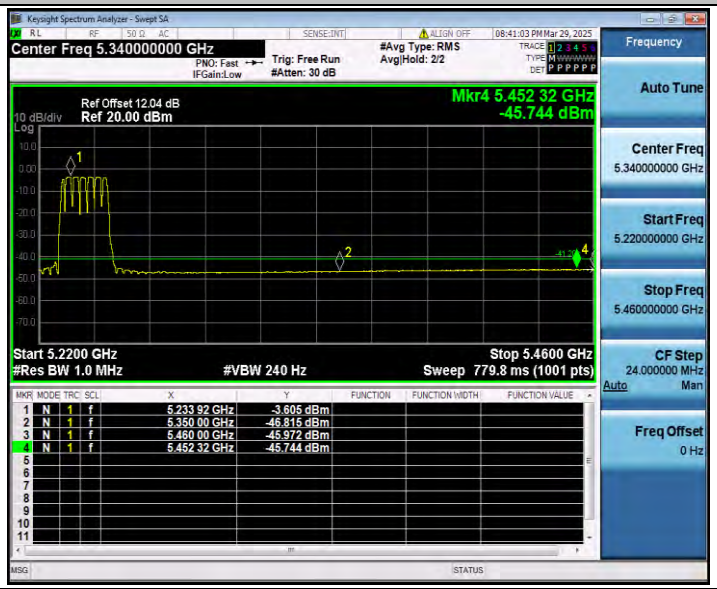


11AX20SISO_Ant1_High_5240_Peak

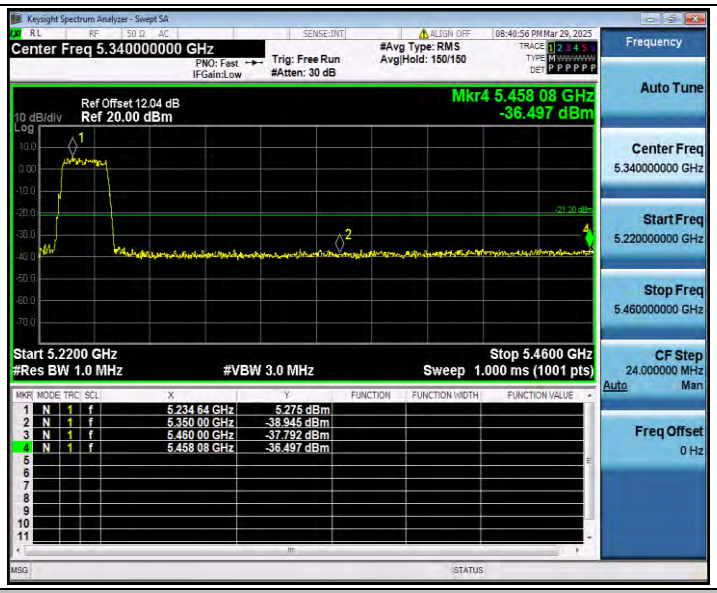


11AX40SISO_Ant1_Low_5190_AV

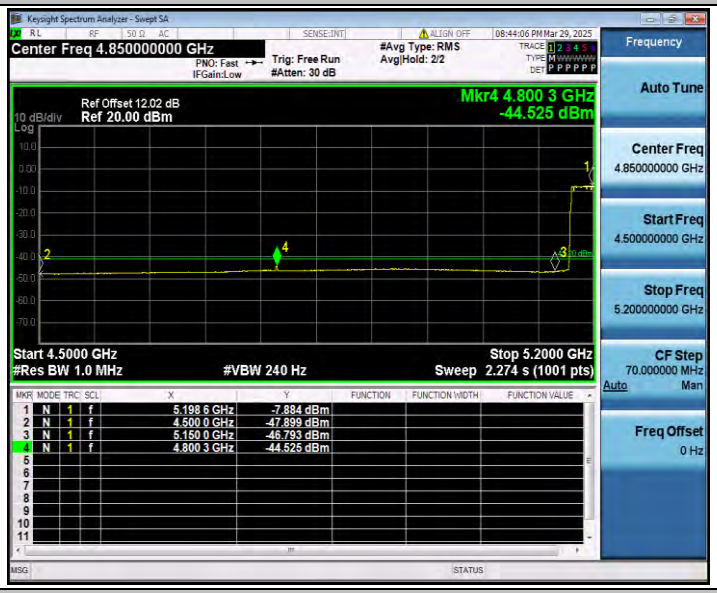


11AX40SISO_Ant1_Low_5190_Peak

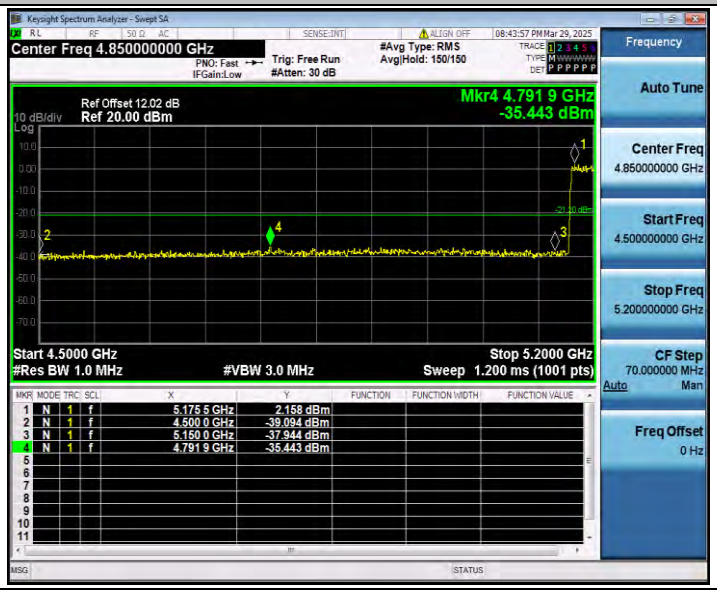

11AX40SISO_Ant1_High_5230_AV

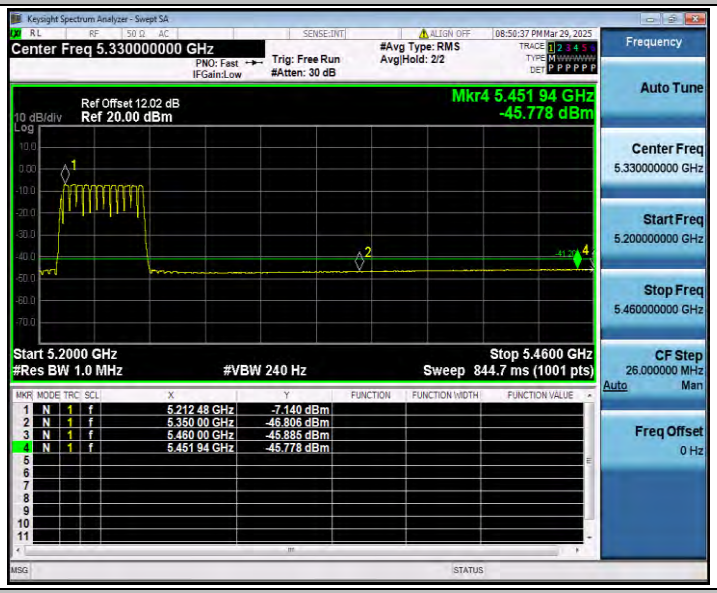


11AX40SISO_Ant1_High_5230_Peak

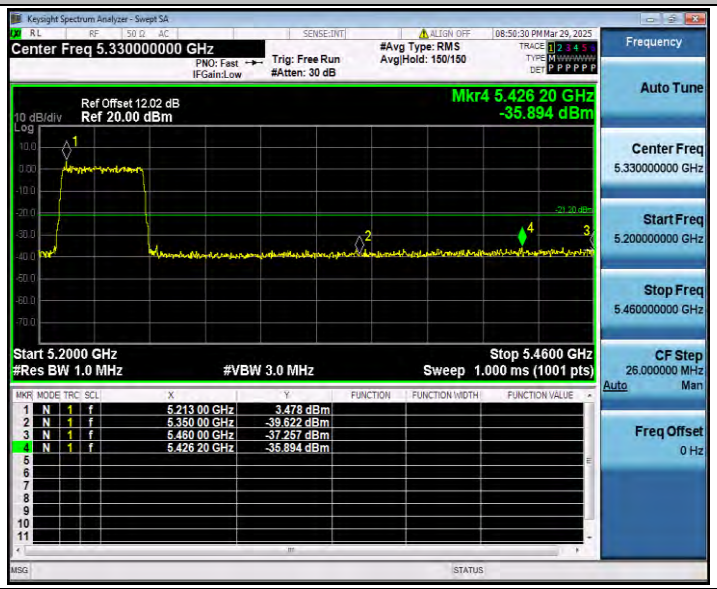


11AX80SISO_Ant1_Low_5210_AV

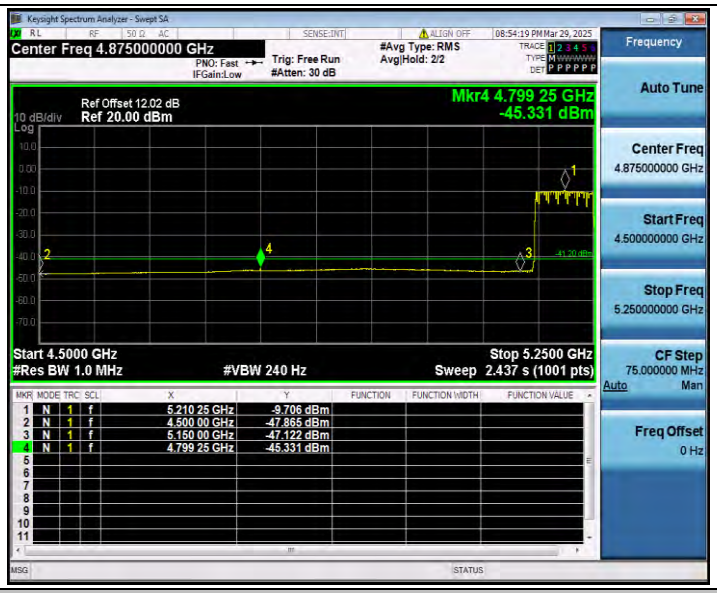


11AX80SISO_Ant1_Low_5210_Peak

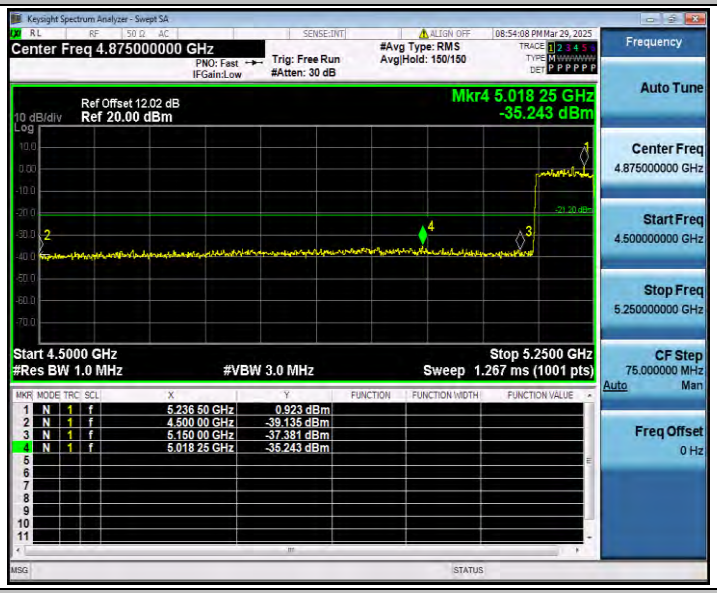


11AX80SISO_Ant1_High_5210_AV

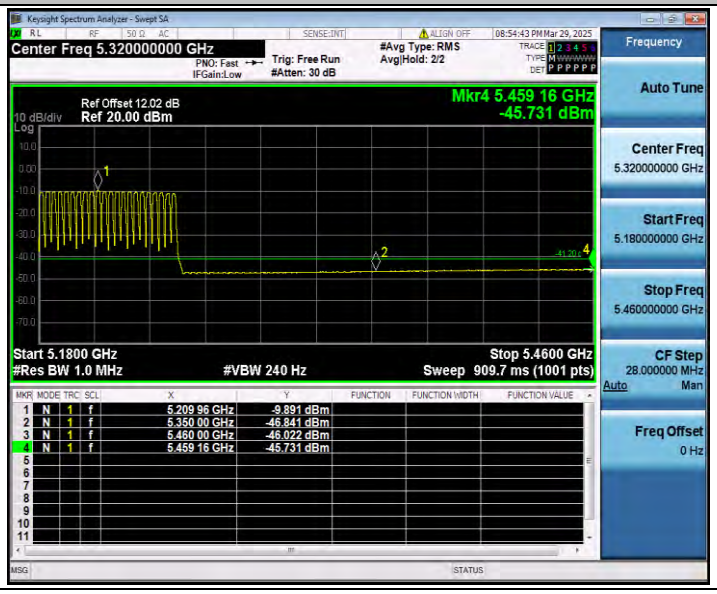

| 11AX80SISO_Ant1_High_5210_Peak |
| --- |
| 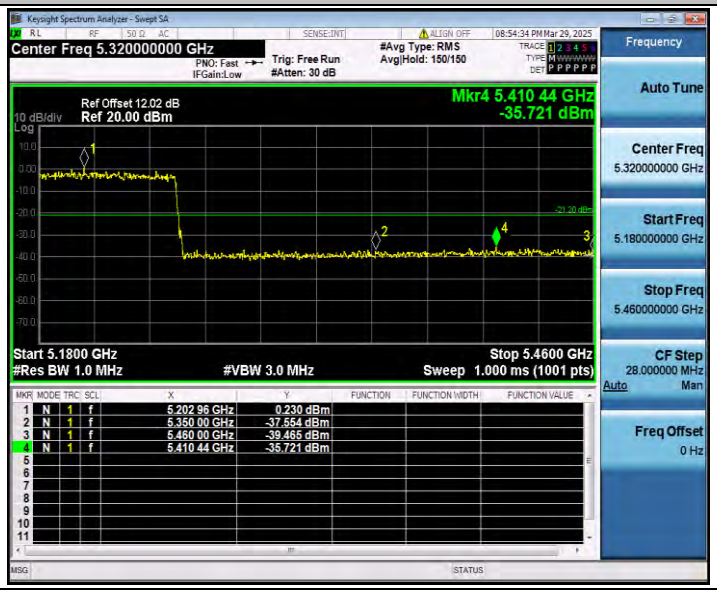 |