Case No. : GTS20250311006-1-04	
Ambient Condition: 22 ℃, 49 %RH	
According Standard: ■Part15E	
Test Date: 2025.3.29	**Test Engineer:** Evan ouyang

Appendix E.1: Occupied channel bandwidth

Test Result

TestMode	Antenna	Freq(MHz)	OCB [MHz]	FL[MHz]	FH[MHz]	Limit[MHz]	Verdict
11A	Ant1	5745	17.692	5736.1189	5753.8109	---	---
		5785	17.573	5776.1448	5793.7178	---	---
		5825	17.609	5816.0655	5833.6745	---	---
11N20SISO	Ant1	5745	18.432	5735.7629	5754.1949	---	---
		5785	18.480	5775.7127	5794.1927	---	---
		5825	18.475	5815.6872	5834.1622	---	---
11N40SISO	Ant1	5755	36.758	5736.6076	5773.3656	---	---
		5795	36.684	5776.6498	5813.3338	---	---
11AC20SISO	Ant1	5745	18.439	5735.7214	5754.1604	---	---
		5785	18.491	5775.7193	5794.2103	---	---
		5825	18.479	5815.6308	5834.1098	---	---
11AC40SISO	Ant1	5755	36.729	5736.6776	5773.4066	---	---
		5795	36.686	5776.6381	5813.3241	---	---
11AC80SISO	Ant1	5775	75.159	5737.5067	5812.6657	---	---
11AX20SISO	Ant1	5745	19.352	5735.3014	5754.6534	---	---
		5785	19.263	5775.3162	5794.5792	---	---
		5825	19.371	5815.2578	5834.6288	---	---
11AX40SISO	Ant1	5755	37.964	5736.0283	5773.9923	---	---
		5795	37.965	5775.9660	5813.9310	---	---
11AX80SISO	Ant1	5775	76.994	5736.5815	5813.5755	---	---

Test Graphs

11A_Ant1_5745
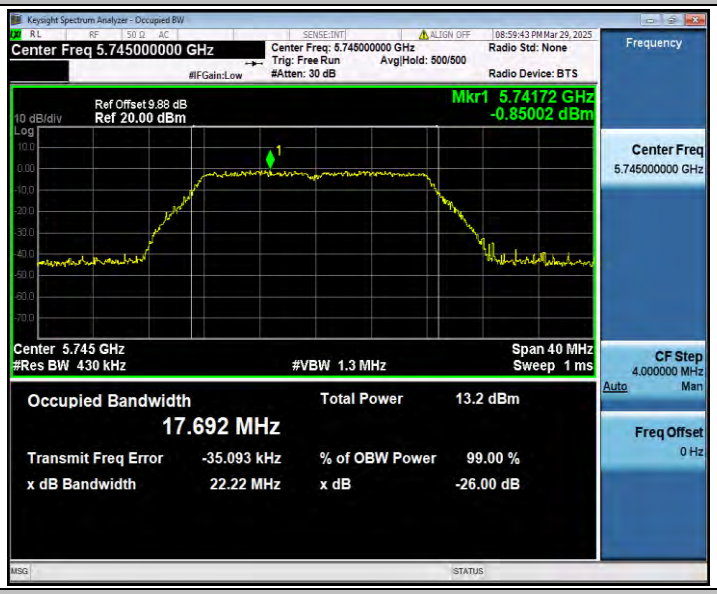

11A_Ant1_5785

11A_Ant1_5825

11N20SISO_Ant1_5745

11N20SISO_Ant1_5785

11N20SISO_Ant1_5825

11N40SISO_Ant1_5755

11N40SISO_Ant1_5795

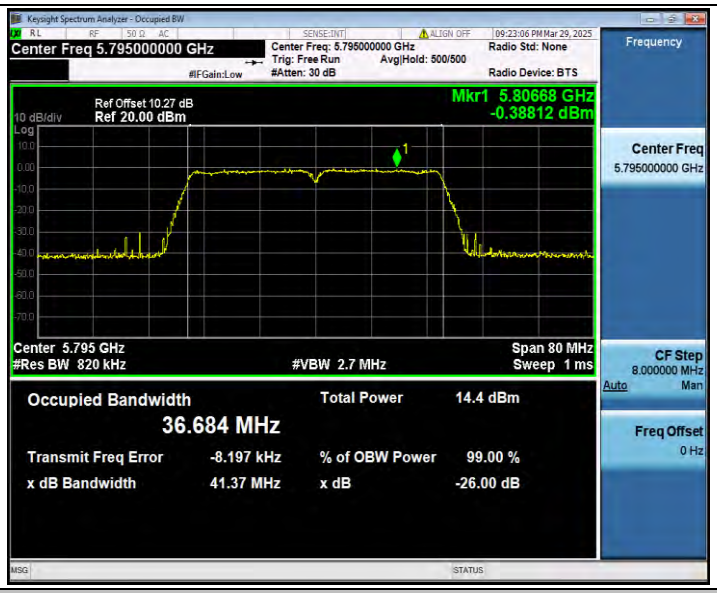

11AC20SISO_Ant1_5745

11AC20SISO_Ant1_5785

11AC20SISO_Ant1_5825

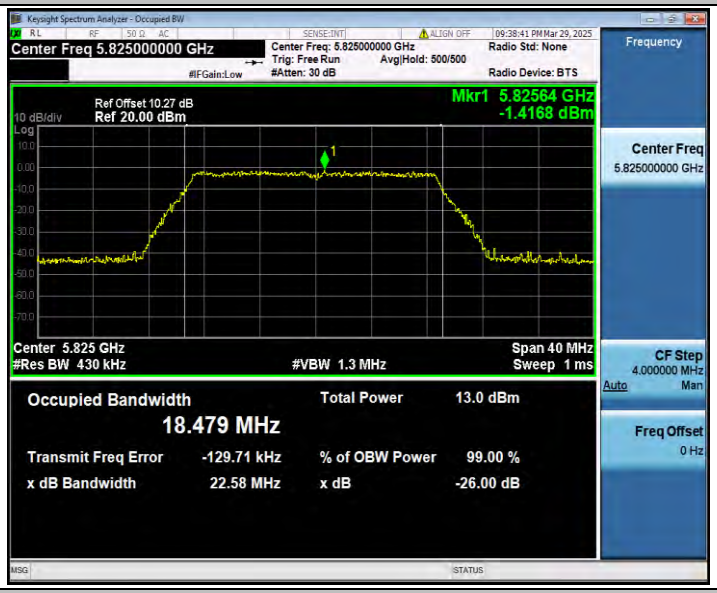

11AC40SISO_Ant1_5755

11AC40SISO_Ant1_5795

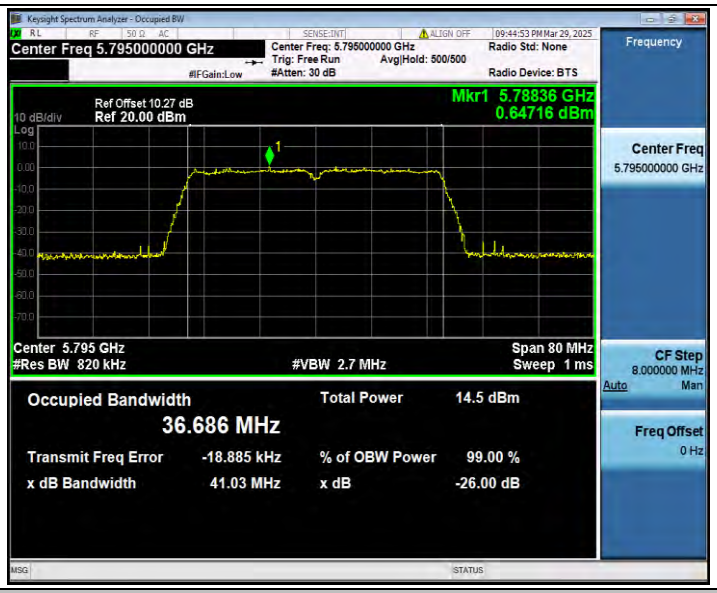

11AC80SISO_Ant1_5775

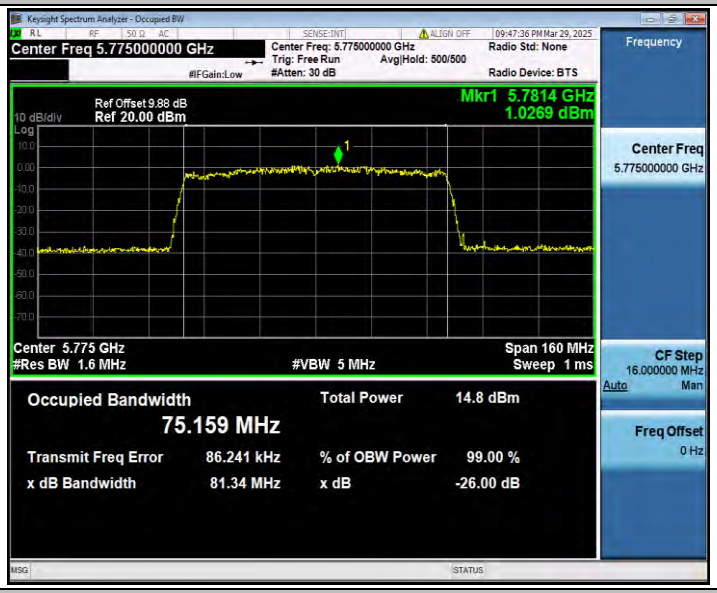

11AX20SISO_Ant1_5745

11AX20SISO_Ant1_5785

11AX20SISO_Ant1_5825

11AX40SISO_Ant1_5755

11AX40SISO_Ant1_5795

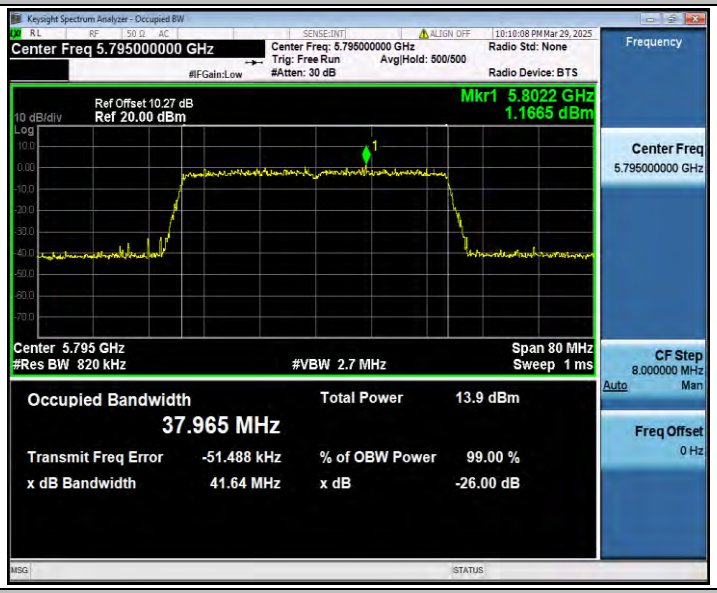

11AX80SISO_Ant1_5775

Appendix E.2: Min emission bandwidth

Test Result B4

TestMode	Antenna	Freq(MHz)	6db EBW [MHz]	FL[MHz]	FH[MHz]	Limit[MHz]	Verdict
11A	Ant1	5745	16.440	5736.720	5753.160	0.5	PASS
		5785	16.360	5776.760	5793.120	0.5	PASS
		5825	16.400	5816.720	5833.120	0.5	PASS
11N20SISO	Ant1	5745	17.640	5736.120	5753.760	0.5	PASS
		5785	17.680	5776.080	5793.760	0.5	PASS
		5825	17.640	5816.120	5833.760	0.5	PASS
11N40SISO	Ant1	5755	36.400	5736.760	5773.160	0.5	PASS
		5795	36.320	5776.760	5813.080	0.5	PASS
11AC20SISO	Ant1	5745	17.640	5736.160	5753.800	0.5	PASS
		5785	17.640	5776.120	5793.760	0.5	PASS
		5825	17.640	5816.120	5833.760	0.5	PASS
11AC40SISO	Ant1	5755	36.320	5736.760	5773.080	0.5	PASS
		5795	36.400	5776.760	5813.160	0.5	PASS
11AC80SISO	Ant1	5775	71.840	5739.800	5811.640	0.5	PASS
11AX20SISO	Ant1	5745	19.000	5735.480	5754.480	0.5	PASS
		5785	19.000	5775.440	5794.440	0.5	PASS
		5825	19.120	5815.400	5834.520	0.5	PASS
11AX40SISO	Ant1	5755	38.000	5735.880	5773.880	0.5	PASS
		5795	38.080	5775.880	5813.960	0.5	PASS
11AX80SISO	Ant1	5775	75.360	5738.040	5813.400	0.5	PASS

Test Graphs B4

11A_Ant1_5745

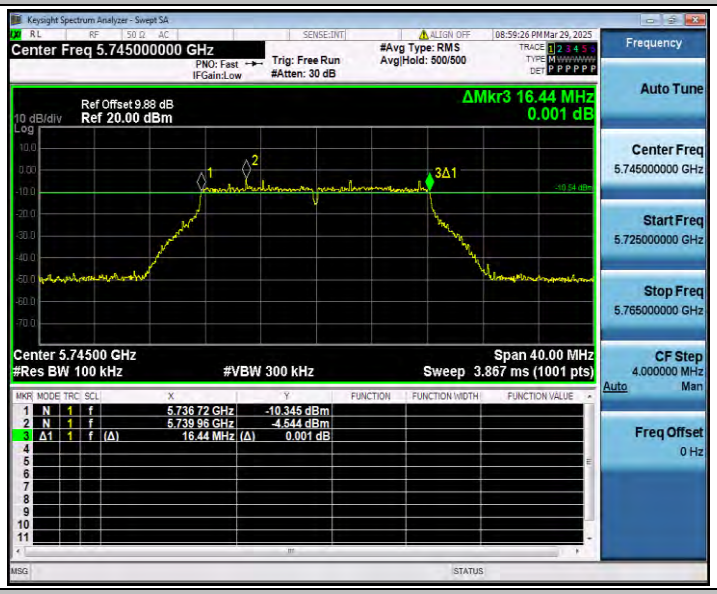

11A_Ant1_5785

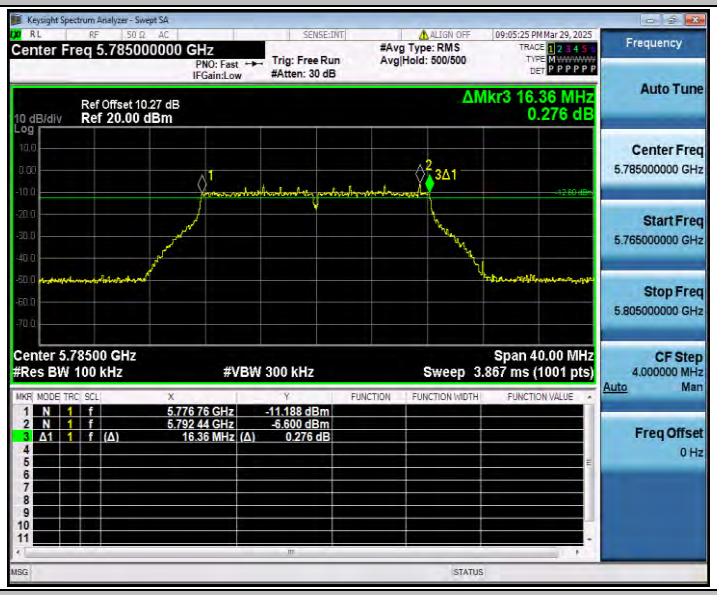

11A_Ant1_5825

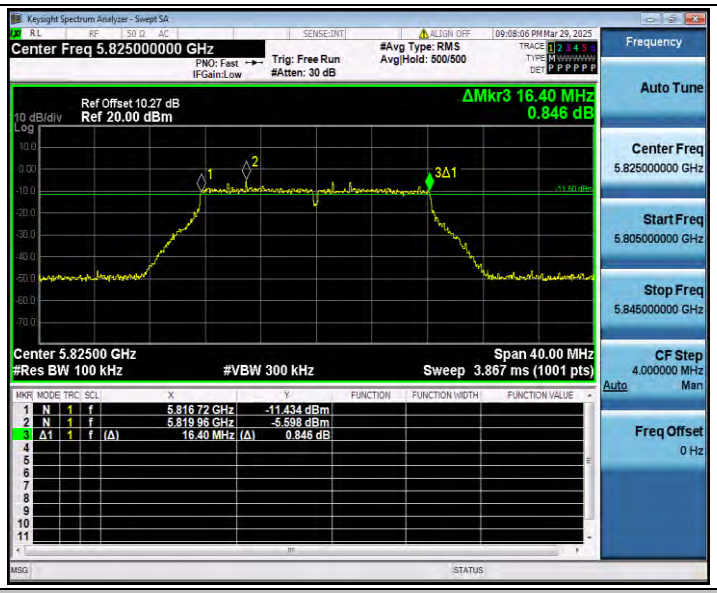

11N20SISO_Ant1_5745

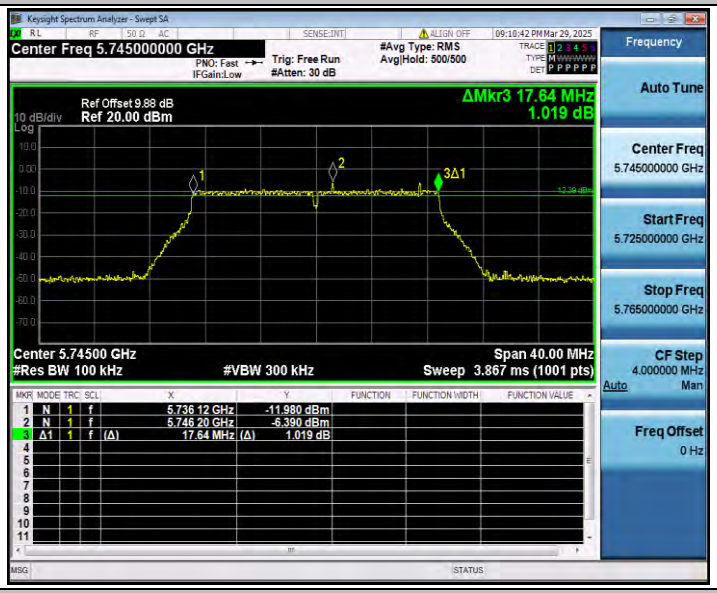

11N20SISO_Ant1_5785

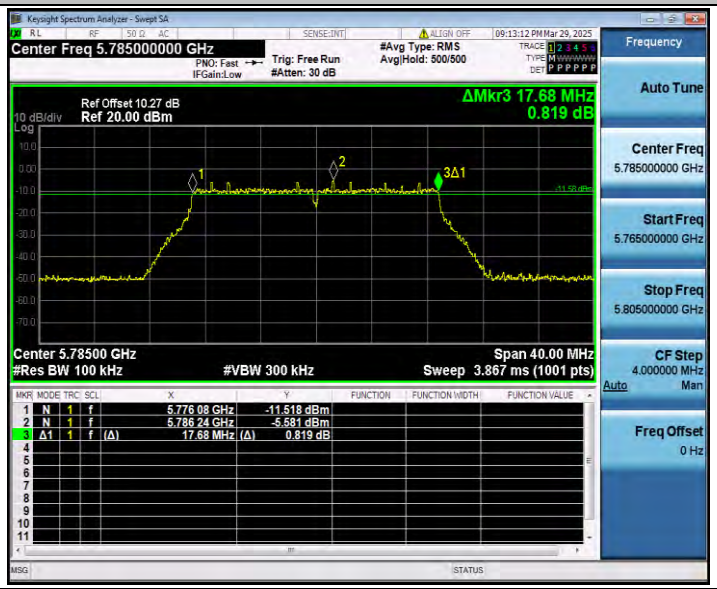

11N20SISO_Ant1_5825

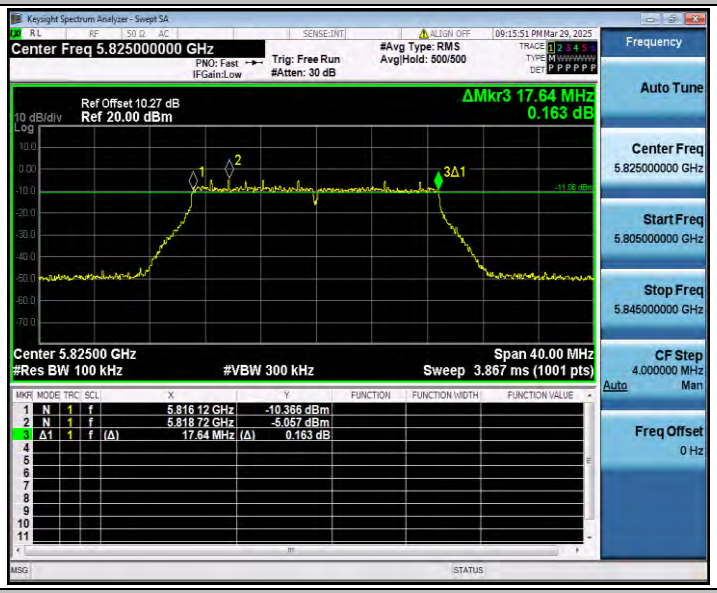

11N40SISO_Ant1_5755

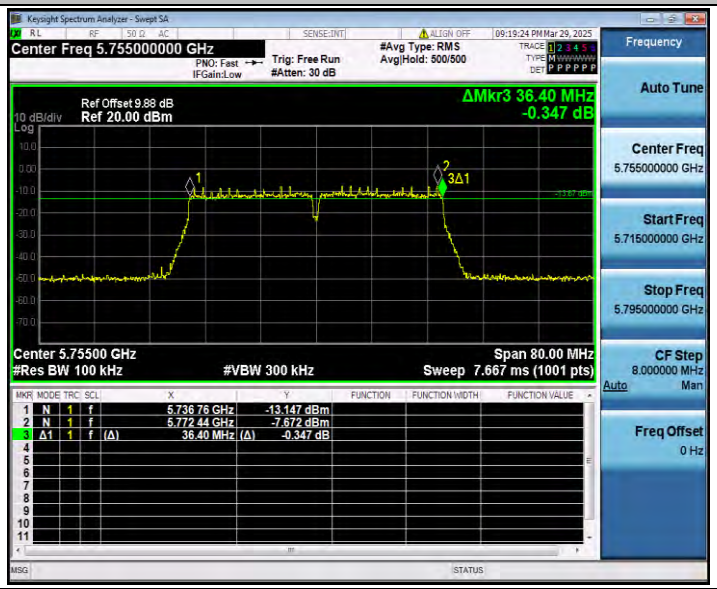

11N40SISO_Ant1_5795

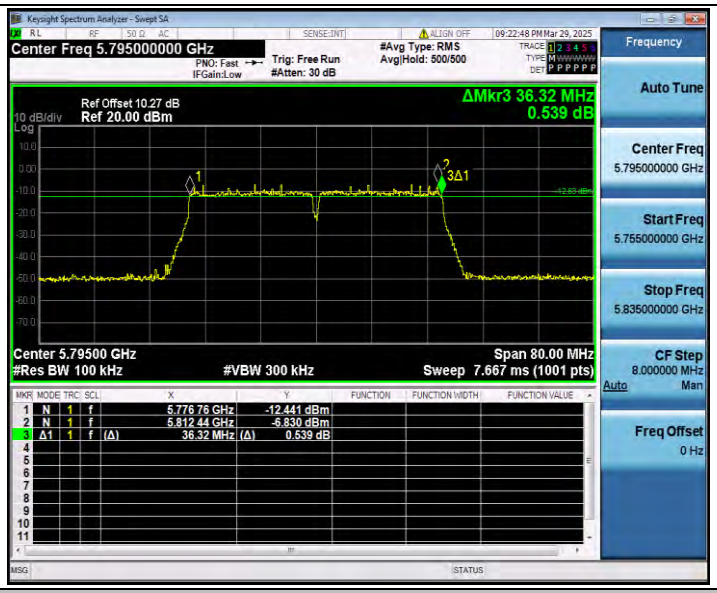

11AC20SISO_Ant1_5745

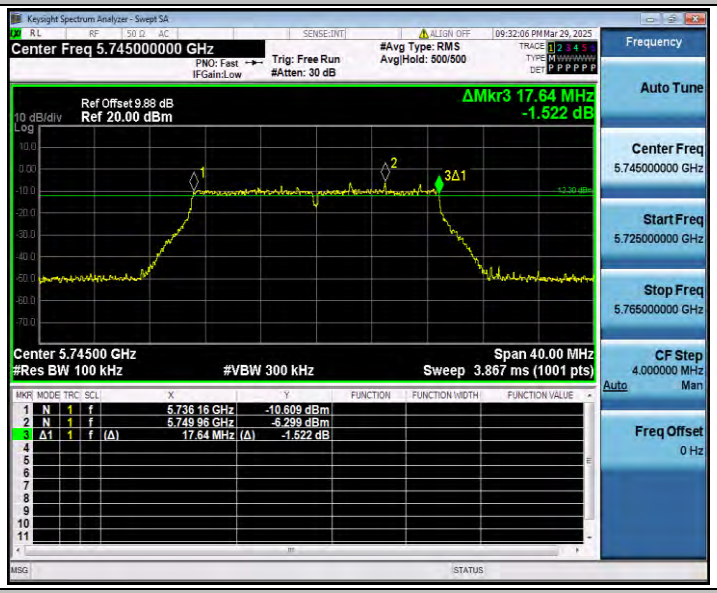

11AC20SISO_Ant1_5785

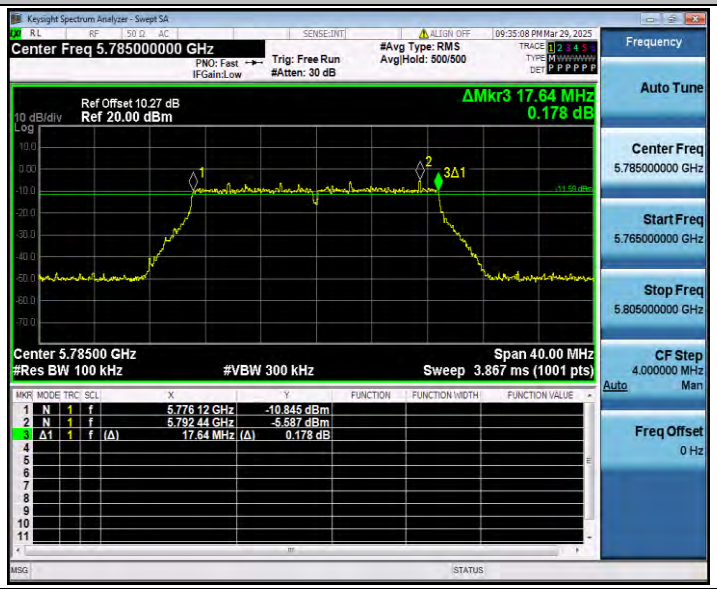

11AC20SISO_Ant1_5825

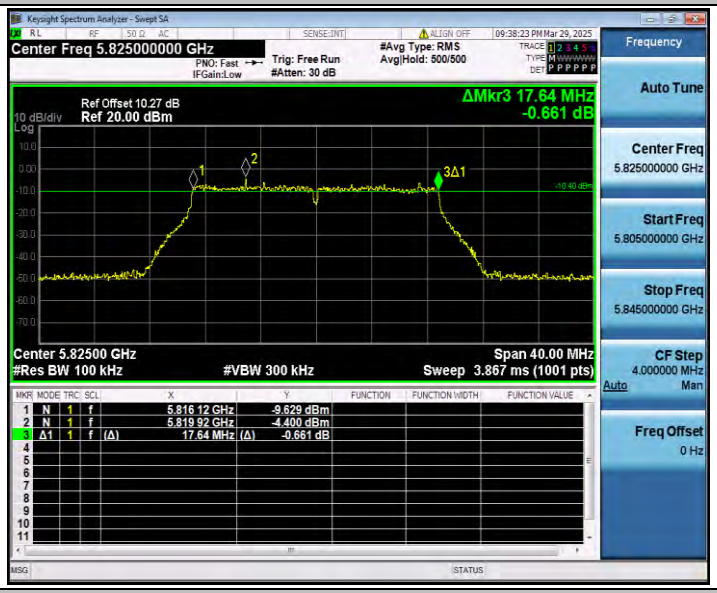

11AC40SISO_Ant1_5755

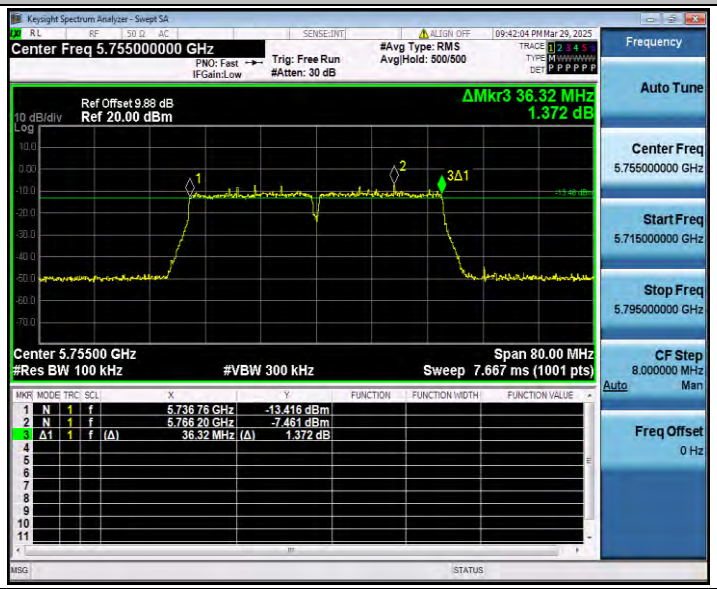

11AC40SISO_Ant1_5795

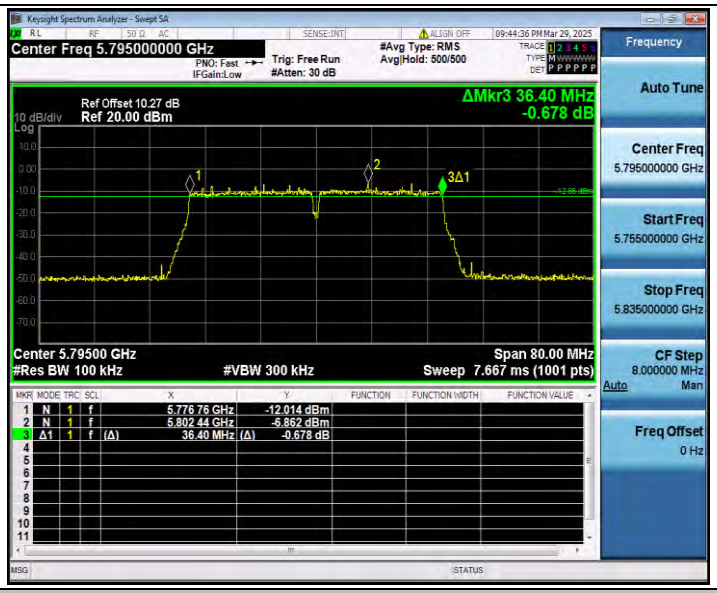

11AC80SISO_Ant1_5775

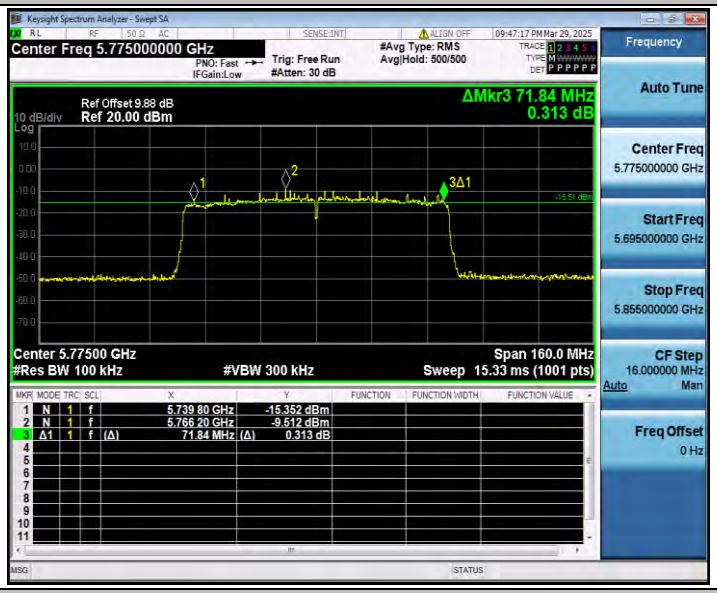

11AX20SISO_Ant1_5745

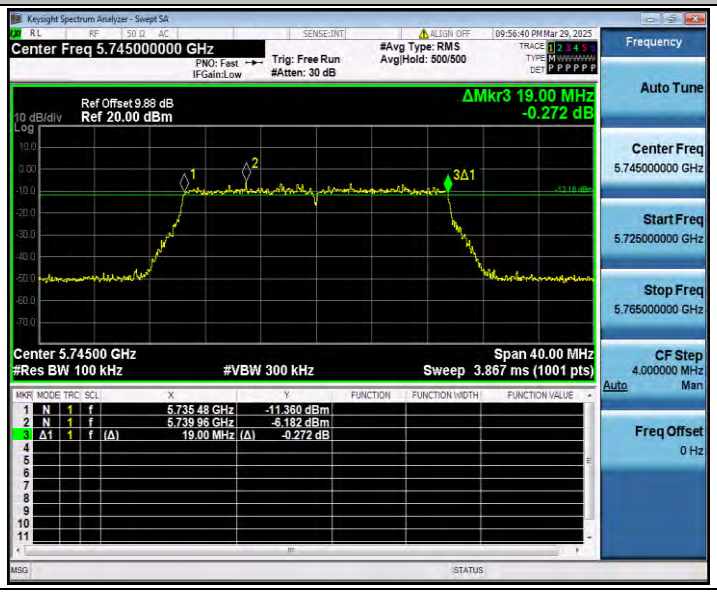

11AX20SISO_Ant1_5785

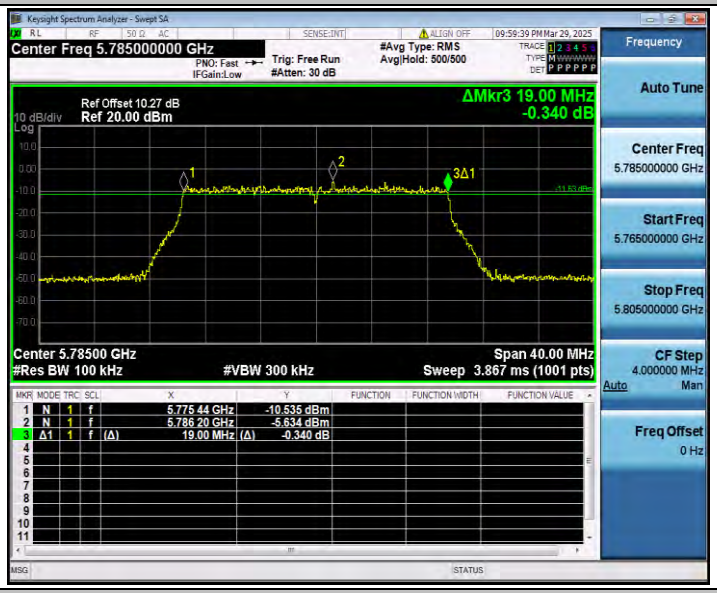

11AX20SISO_Ant1_5825

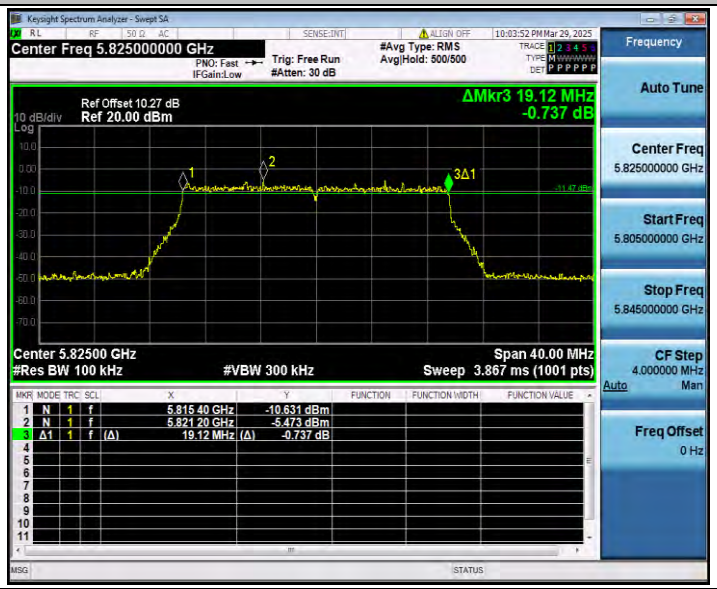

11AX40SISO_Ant1_5755

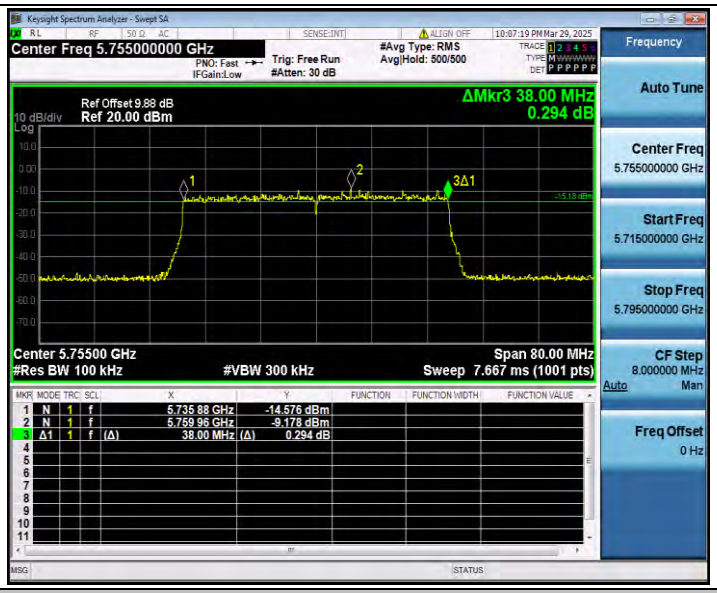

11AX40SISO_Ant1_5795

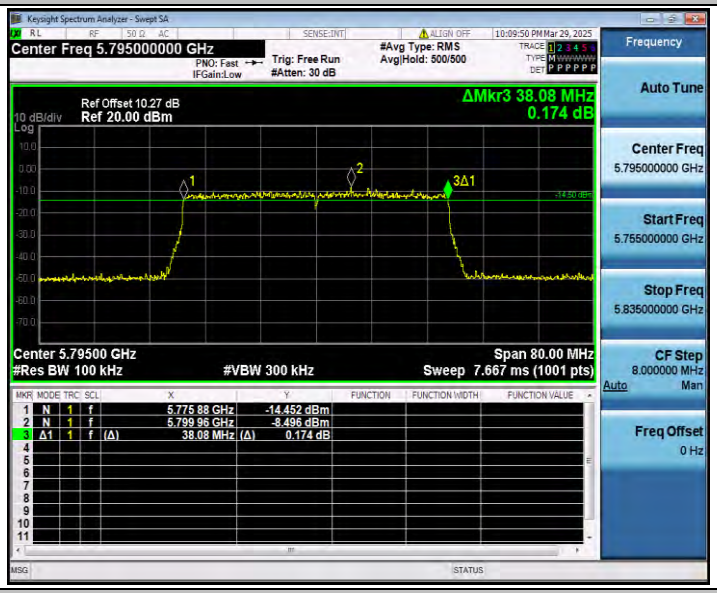

11AX80SISO_Ant1_5775

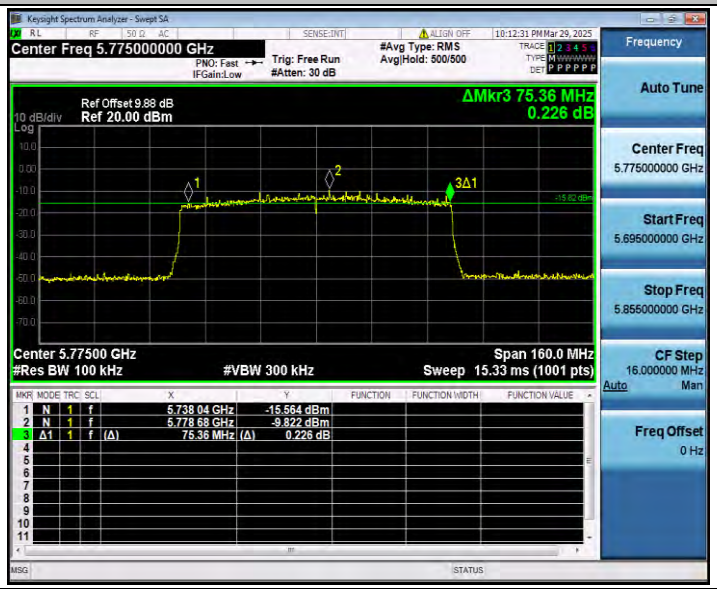

Appendix E.3: Duty Cycle

Test Result

TestMode	Antenna	Freq(MHz)	Transmission Duration [ms]	Transmission Period [ms]	Duty Cycle [%]	Duty Cycle Factor[dB]	1/T Factor[KHz]
11A	Ant1	5745	5.49	10.35	53.04	2.75	0.18
		5785	5.49	10.36	52.99	2.76	0.18
		5825	5.49	10.35	53.04	2.75	0.18
11N20SISO	Ant1	5745	5.37	10.35	51.88	2.85	0.19
		5785	5.37	10.34	51.93	2.85	0.19
		5825	5.37	10.35	51.88	2.85	0.19
11N40SISO	Ant1	5755	3.02	6.34	47.63	3.22	0.33
		5795	3.02	6.34	47.63	3.22	0.33
11AC20SISO	Ant1	5745	5.38	10.34	52.03	2.84	0.19
		5785	5.38	10.35	51.98	2.84	0.19
		5825	5.38	10.35	51.98	2.84	0.19
11AC40SISO	Ant1	5755	5.16	9.77	52.81	2.77	0.19
		5795	5.16	10.35	49.86	3.02	0.19
11AC80SISO	Ant1	5775	4.75	10.34	45.94	3.38	0.21
11AX20SISO	Ant1	5745	4.65	10.34	44.97	3.47	0.22
		5785	4.65	10.35	44.93	3.47	0.22
		5825	4.65	10.34	44.97	3.47	0.22
11AX40SISO	Ant1	5755	4.63	9.12	50.77	2.94	0.22
		5795	4.64	10.35	44.83	3.48	0.22
11AX80SISO	Ant1	5775	4.42	9.57	46.19	3.35	0.23

Test Graphs

11A_Ant1_5745

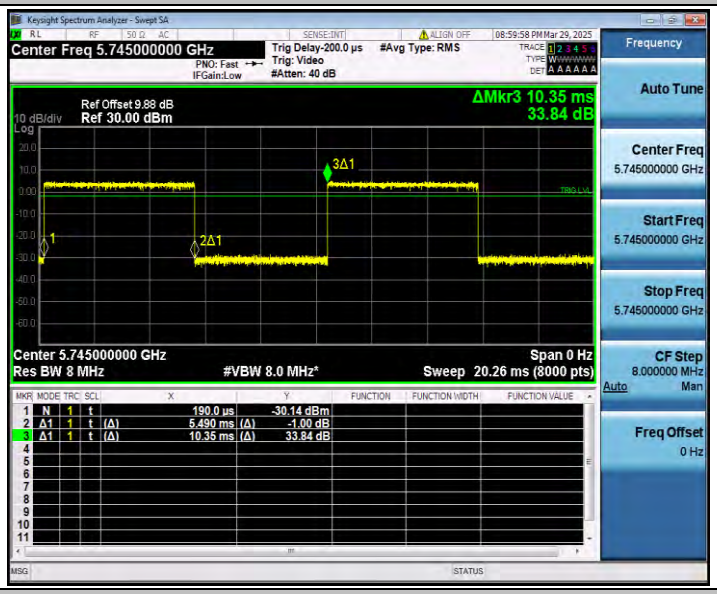

11A_Ant1_5785

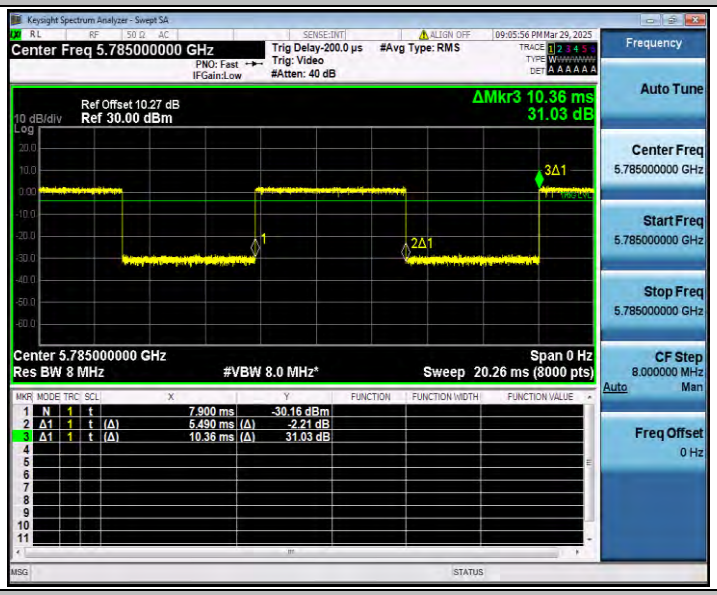

11A_Ant1_5825

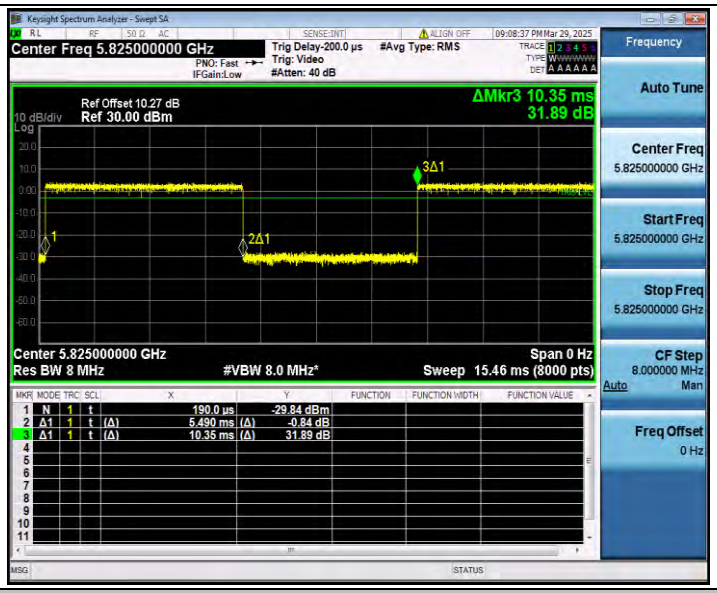

11N20SISO_Ant1_5745

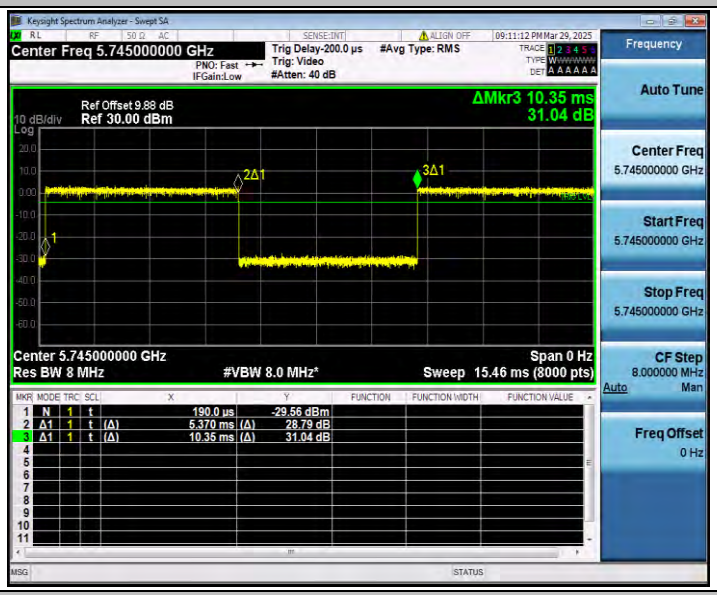

11N20SISO_Ant1_5785

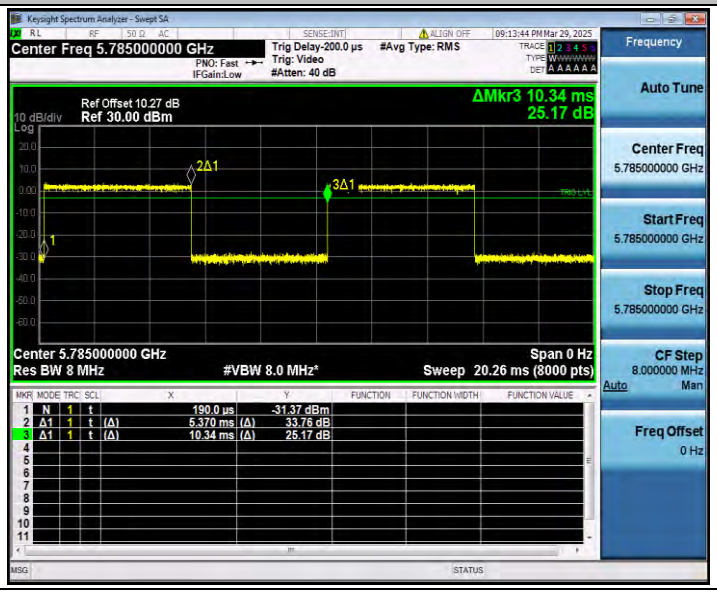

11N20SISO_Ant1_5825
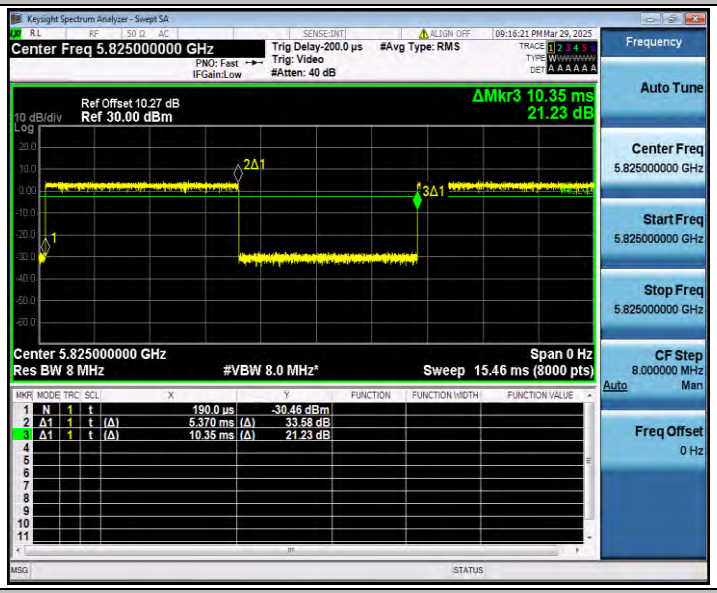
11N40SISO_Ant1_5755
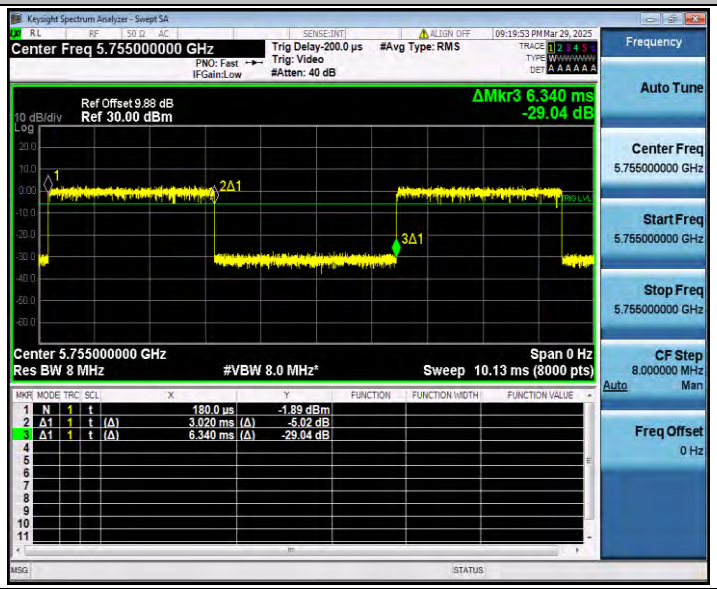
11N40SISO_Ant1_5795

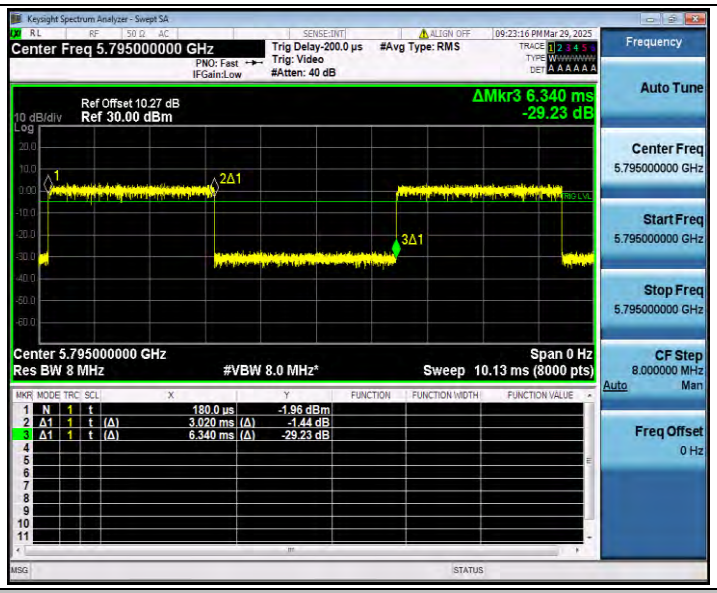

11AC20SISO_Ant1_5745

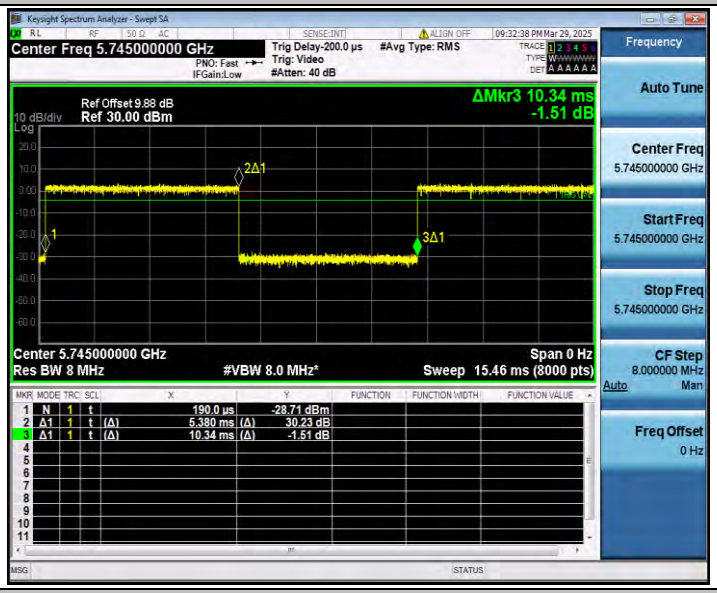

11AC20SISO_Ant1_5785

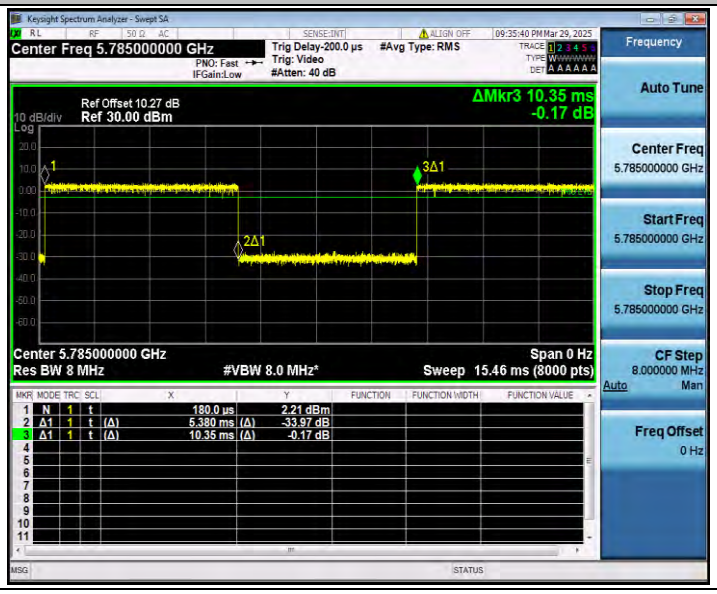

11AC20SISO_Ant1_5825
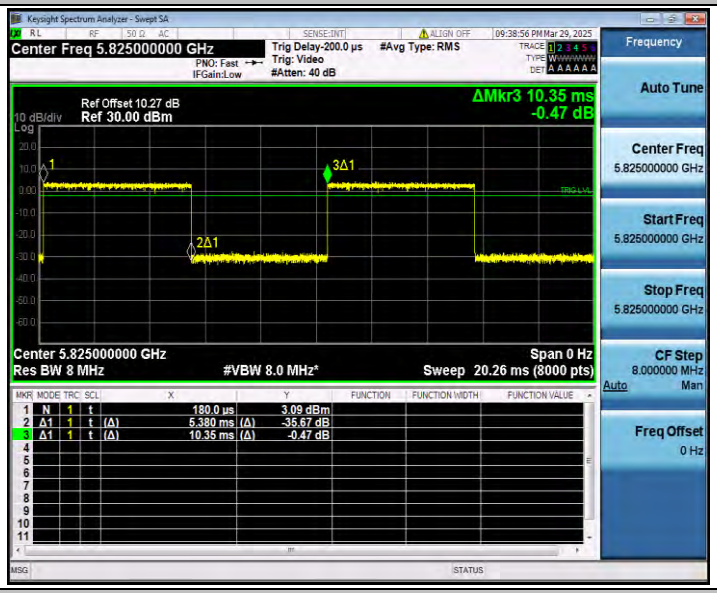

11AC40SISO_Ant1_5755
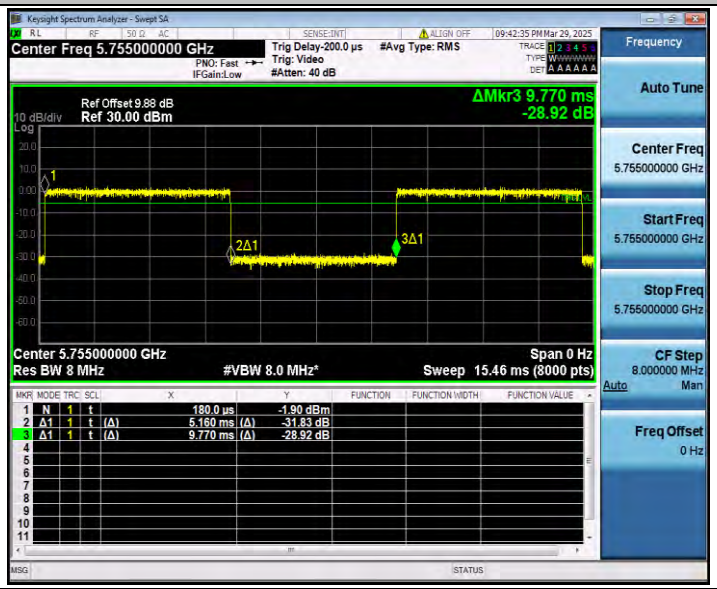

11AC40SISO_Ant1_5795

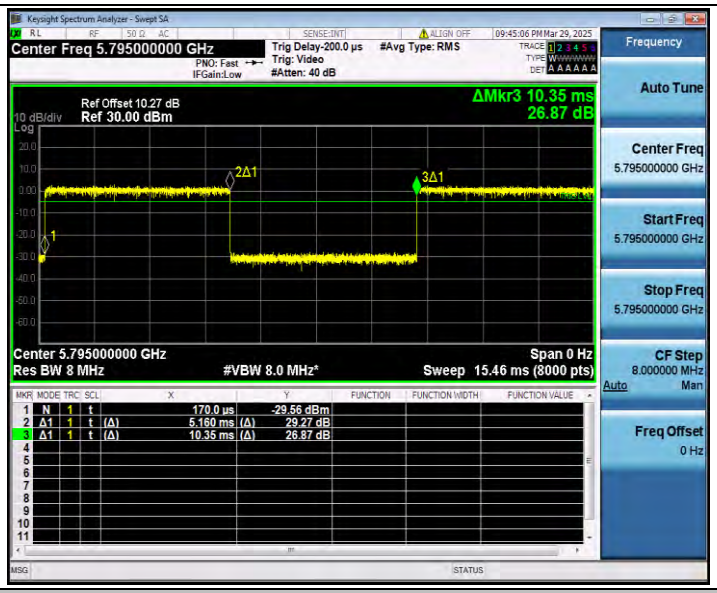

11AC80SISO_Ant1_5775

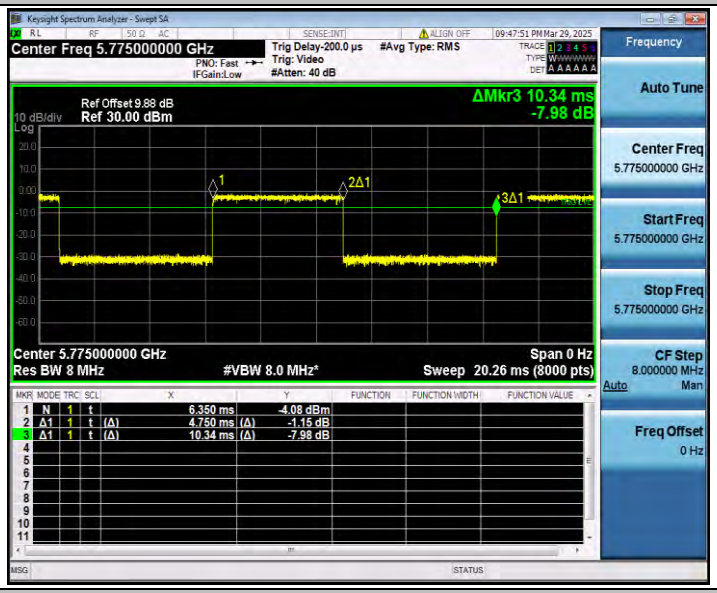

11AX20SISO_Ant1_5745

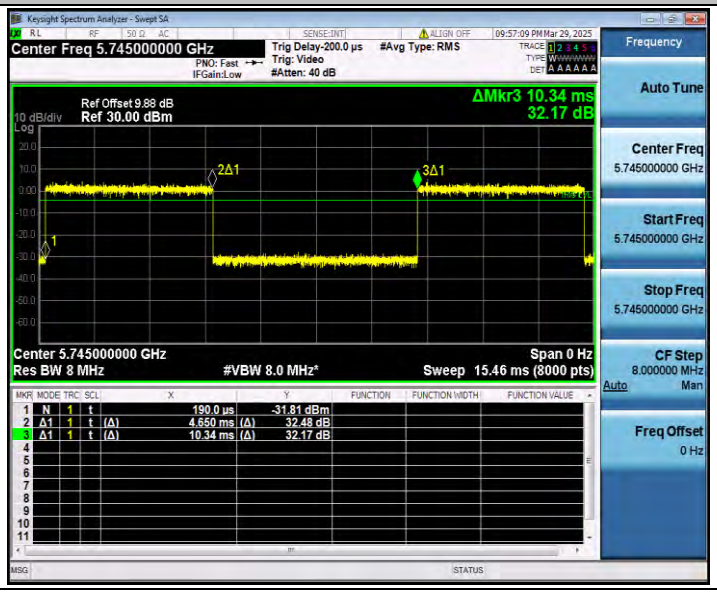

11AX20SISO_Ant1_5785
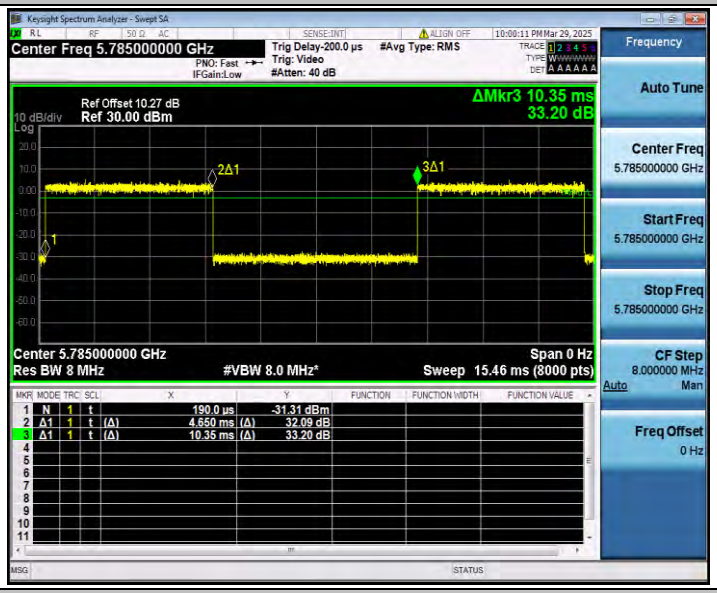

11AX20SISO_Ant1_5825
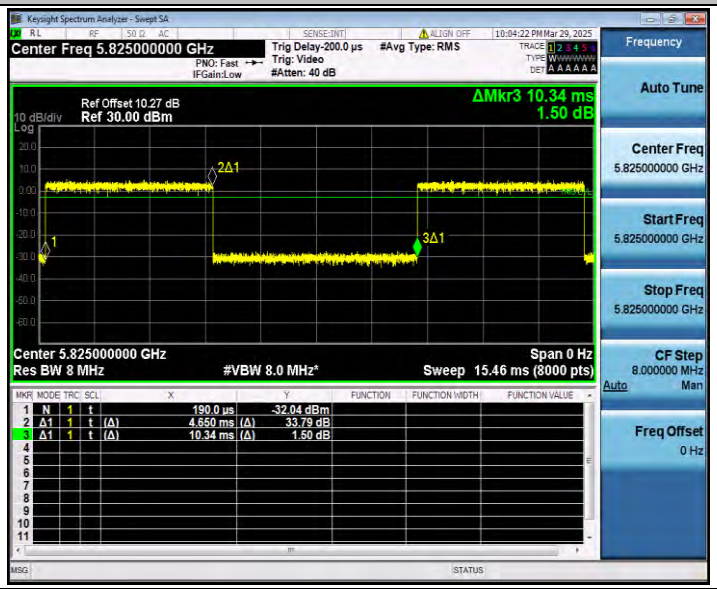

11AX40SISO_Ant1_5755

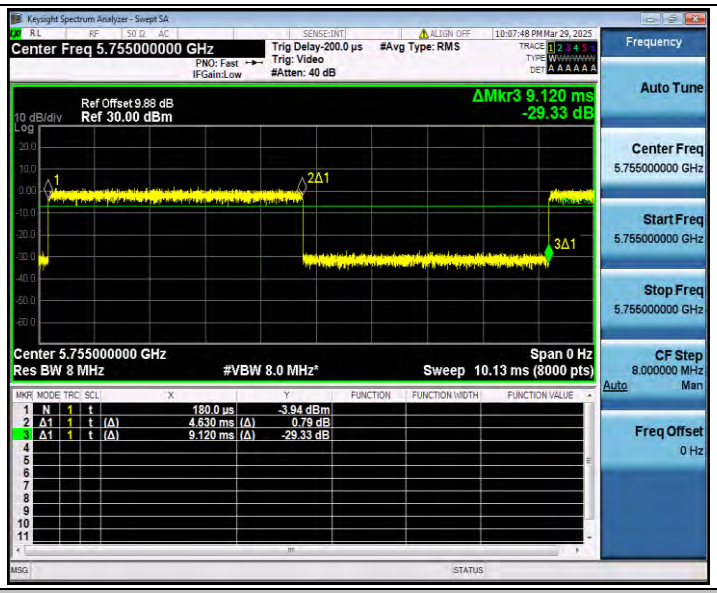

11AX40SISO_Ant1_5795

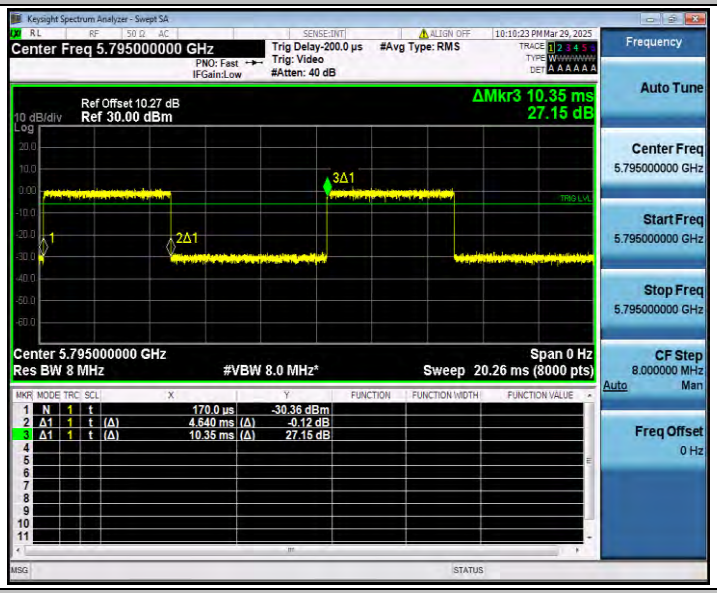

11AX80SISO_Ant1_5775

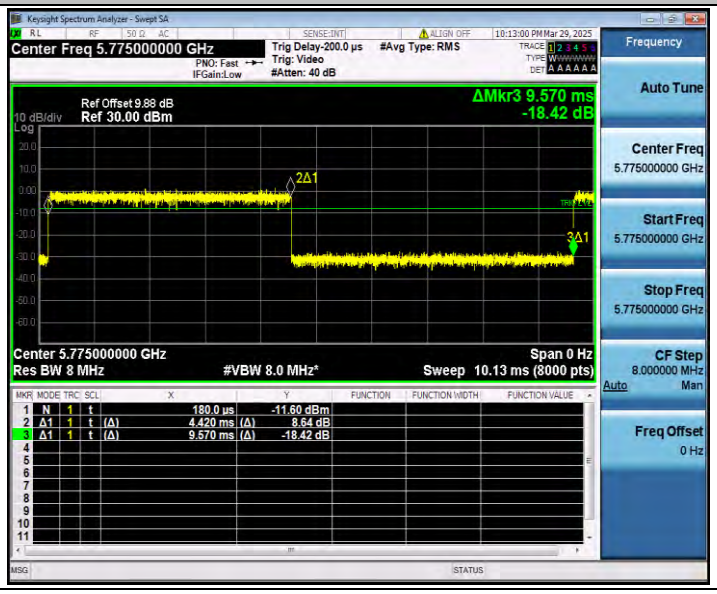

Appendix E.4: Maximum conducted output power

Test Result Channel Power

Test Mode	Antenna	Freq(MHz)	Channel Powert [dBm]	Duty Cycle [%]	DC Factor [dBm]	Result [dBm]	Limit [dBm]	Verdict
11A	Ant1	5745	3.82	53.04	2.75	6.57	≤30.00	PASS
		5785	1.98	52.99	2.76	4.74	≤30.00	PASS
		5825	2.75	53.04	2.75	5.50	≤30.00	PASS
11N20SISO	Ant1	5745	2.08	51.88	2.85	4.93	≤30.00	PASS
		5785	2.96	51.93	2.85	5.81	≤30.00	PASS
		5825	3.58	51.88	2.85	6.43	≤30.00	PASS
11N40SISO	Ant1	5755	3.19	47.63	3.22	6.41	≤30.00	PASS
		5795	3.84	47.63	3.22	7.06	≤30.00	PASS
11AC20SISO	Ant1	5745	2.32	52.03	2.84	5.16	≤30.00	PASS
		5785	2.93	51.98	2.84	5.77	≤30.00	PASS
		5825	3.92	51.98	2.84	6.76	≤30.00	PASS
11AC40SISO	Ant1	5755	3.43	52.81	2.77	6.20	≤30.00	PASS
		5795	4.36	49.86	3.02	7.38	≤30.00	PASS
11AC80SISO	Ant1	5775	2.99	45.94	3.38	6.37	≤30.00	PASS
11AX20SISO	Ant1	5745	1.87	44.97	3.47	5.34	≤30.00	PASS
		5785	2.38	44.93	3.47	5.85	≤30.00	PASS
		5825	3.22	44.97	3.47	6.69	≤30.00	PASS
11AX40SISO	Ant1	5755	1.13	50.77	2.94	4.07	≤30.00	PASS
		5795	1.97	44.83	3.48	5.45	≤30.00	PASS
11AX80SISO	Ant1	5775	2.93	46.19	3.35	6.28	≤30.00	PASS

Appendix E.5: Maximum power spectral density

Test Result

TestMode	Antenna	Freq(MHz)	Result [dBm/MHz]	Limit[dBm/MHz]	Verdict
11A	Ant1	5745	-4.94	≤30.00	PASS
		5785	-7.25	≤30.00	PASS
		5825	-6.10	≤30.00	PASS
11N20SISO	Ant1	5745	-6.87	≤30.00	PASS
		5785	-6.33	≤30.00	PASS
		5825	-5.32	≤30.00	PASS
11N40SISO	Ant1	5755	-7.99	≤30.00	PASS
		5795	-7.15	≤30.00	PASS
11AC20SISO	Ant1	5745	-6.86	≤30.00	PASS
		5785	-6.30	≤30.00	PASS
		5825	-5.22	≤30.00	PASS
11AC40SISO	Ant1	5755	-8.32	≤30.00	PASS
		5795	-7.34	≤30.00	PASS
11AC80SISO	Ant1	5775	-10.10	≤30.00	PASS
11AX20SISO	Ant1	5745	-6.68	≤30.00	PASS
		5785	-6.16	≤30.00	PASS
		5825	-5.18	≤30.00	PASS
11AX40SISO	Ant1	5755	-10.20	≤30.00	PASS
		5795	-8.90	≤30.00	PASS
11AX80SISO	Ant1	5775	-10.60	≤30.00	PASS

Note：1.The Result and Limit Unit is dBm/500 kHz in the band 5.725–5.85 GHz.
2.The Duty Cycle Factor and RBW Factor is compensated in the graph.

Test Graphs

11A_Ant1_5745

11A_Ant1_5785

11A_Ant1_5825

11N20SISO_Ant1_5745

11N20SISO_Ant1_5785

11N20SISO_Ant1_5825

11N40SISO_Ant1_5755

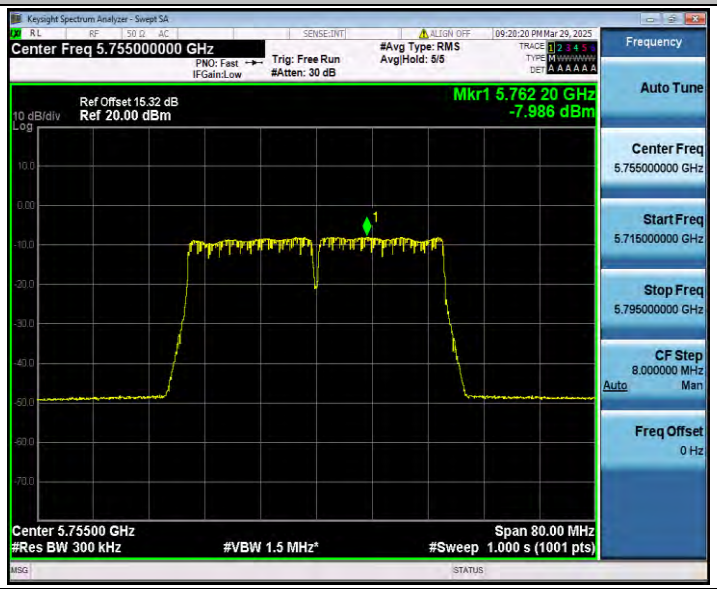

11N40SISO_Ant1_5795

11AC20SISO_Ant1_5745

11AC20SISO_Ant1_5785

11AC20SISO_Ant1_5825

11AC40SISO_Ant1_5755

11AC40SISO_Ant1_5795

11AC80SISO_Ant1_5775

11AX20SISO_Ant1_5745

11AX20SISO_Ant1_5785
11AX20SISO_Ant1_5825
11AX40SISO_Ant1_5755

11AX40SISO_Ant1_5795

11AX80SISO_Ant1_5775