Appendix Test Data

Report No.:	1812C50109512501	Test Date:	2025.4.21
Test Engineer:	dylan. Ma	Auditor:	Justin Feng
Temperature:	24.3℃	Relative Humidity:	57 %
Pressure:	1012 hPa		

Appendix A: DTS Bandwidth

Test Result

TestMode	Antenna	Channel	DTS BW [MHz]	FL[MHz]	FH[MHz]	Limit[MHz]	Verdict
11B	Ant1	2412	9.600	2407.440	2417.040	≥0.5	PASS
		2437	10.080	2431.960	2442.040	≥0.5	PASS
		2462	10.120	2456.920	2467.040	≥0.5	PASS
11G	Ant1	2412	16.400	2403.800	2420.200	≥0.5	PASS
		2437	16.400	2428.800	2445.200	≥0.5	PASS
		2462	16.400	2453.800	2470.200	≥0.5	PASS
11N20	Ant1	2412	17.640	2403.200	2420.840	≥0.5	PASS
		2437	16.720	2428.200	2444.920	≥0.5	PASS
		2462	17.440	2453.360	2470.800	≥0.5	PASS
11N40	Ant1	2422	36.000	2404.180	2440.180	≥0.5	PASS
		2437	35.700	2418.940	2454.640	≥0.5	PASS
		2452	35.820	2434.000	2469.820	≥0.5	PASS

Test Graphs

11B_Ant1_2412

11B_Ant1_2437

11B_Ant1_2462

11G_Ant1_2412

11G_Ant1_2437

11G_Ant1_2462

11N20_Ant1_2412

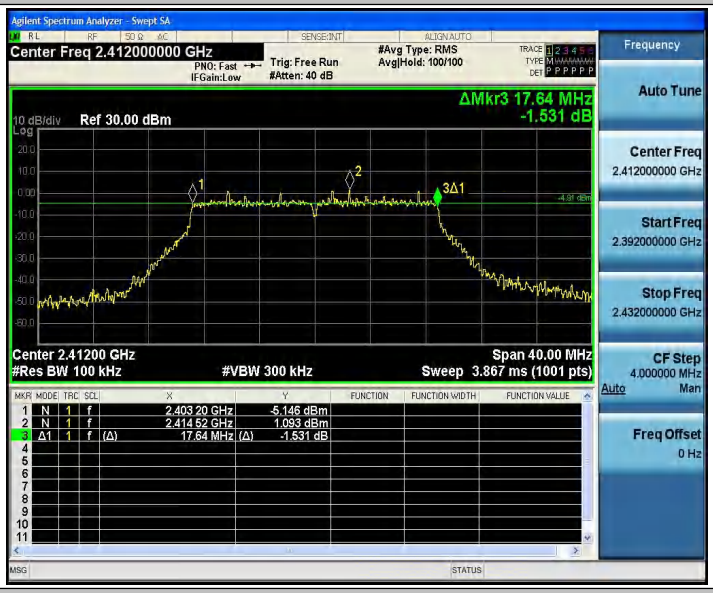

11N20_Ant1_2437

11N20_Ant1_2462

11N40_Ant1_2422

11N40_Ant1_2437

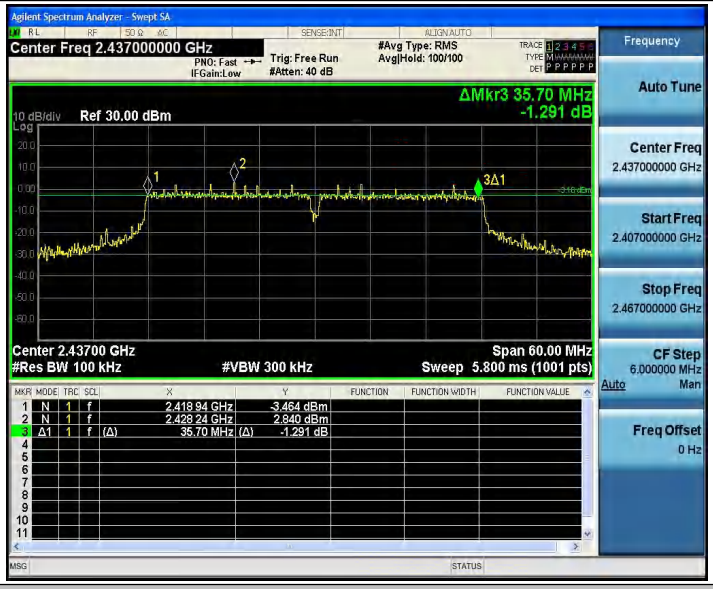

11N40_Ant1_2452

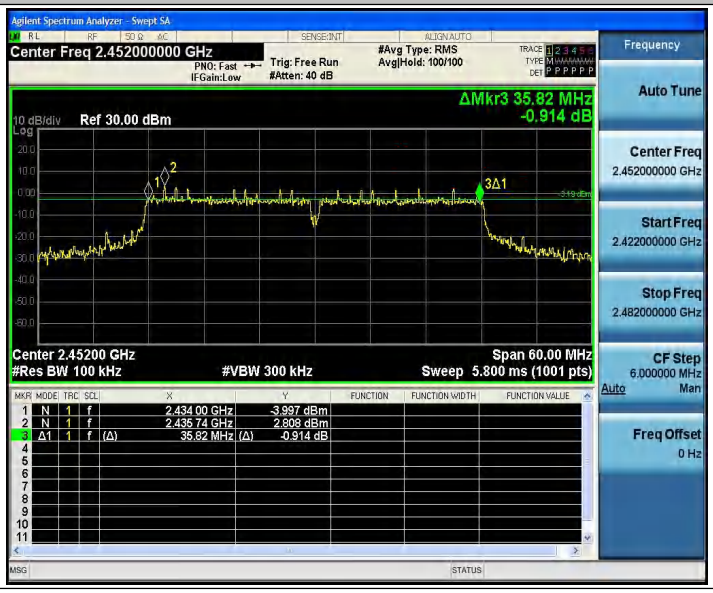

Appendix B: Occupied Channel Bandwidth

Test Result

TestMode	Antenna	Channel	OCB [MHz]	FL[MHz]	FH[MHz]	Limit[MHz]	Verdict
11B	Ant1	2412	13.239	2405.449	2418.688	---	PASS
		2437	13.620	2430.186	2443.806	---	PASS
		2462	13.335	2455.339	2468.674	---	PASS
11G	Ant1	2412	17.599	2403.280	2420.879	---	PASS
		2437	18.147	2427.845	2445.992	---	PASS
		2462	17.642	2453.162	2470.804	---	PASS
11N20	Ant1	2412	18.333	2402.911	2421.244	---	PASS
		2437	18.438	2427.760	2446.198	---	PASS
		2462	18.577	2452.688	2471.265	---	PASS
11N40	Ant1	2422	36.614	2403.682	2440.296	---	PASS
		2437	36.809	2418.591	2455.400	---	PASS
		2452	37.051	2433.440	2470.491	---	PASS

Test Graphs

11B_Ant1_2412

11B_Ant1_2437

11B_Ant1_2462

11G_Ant1_2412

11G_Ant1_2437

11G_Ant1_2462

11N20_Ant1_2412

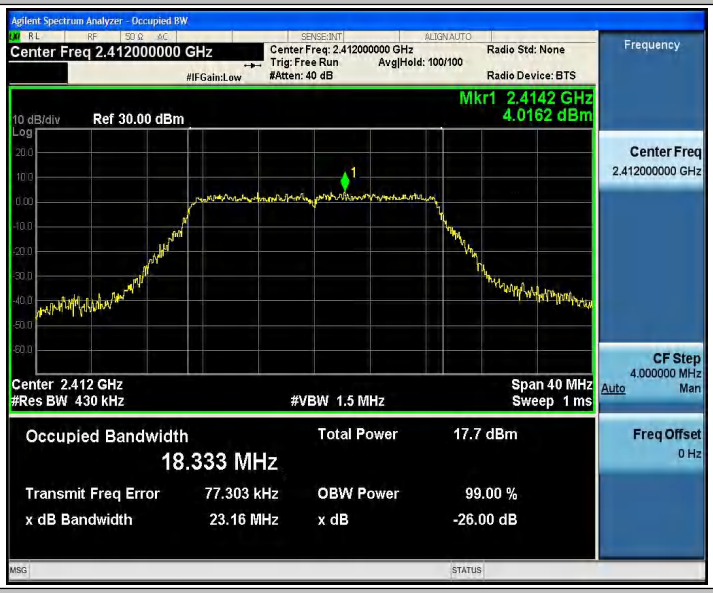

11N20_Ant1_2437

11N20_Ant1_2462

11N40_Ant1_2422

11N40_Ant1_2437

11N40_Ant1_2452

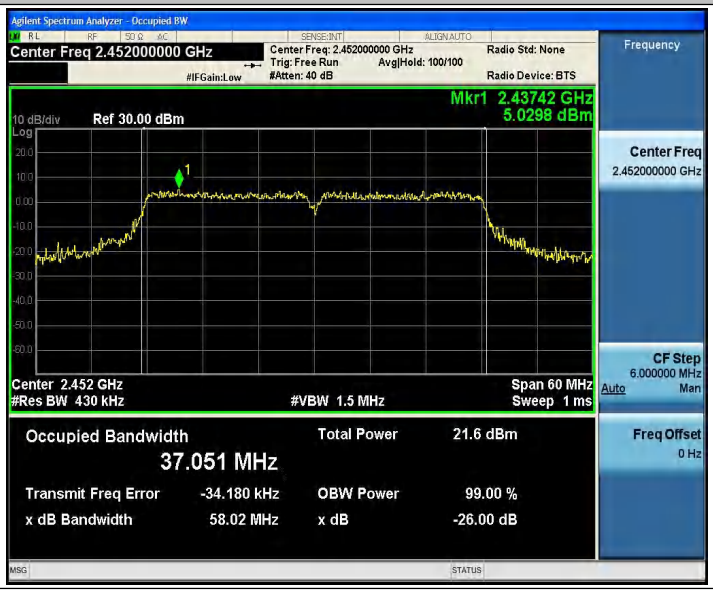

Appendix C: Maximum conducted output power

Test Result

TestMode	Antenna	Channel	Result[dBm]	Limit[dBm]	Verdict
11B	Ant1	2412	17.98	≤30	PASS
		2437	19.09	≤30	PASS
		2462	18.84	≤30	PASS
11G	Ant1	2412	18.35	≤30	PASS
		2437	19.52	≤30	PASS
		2462	19.33	≤30	PASS
11N20	Ant1	2412	18.79	≤30	PASS
		2437	18.60	≤30	PASS
		2462	18.61	≤30	PASS
11N40	Ant1	2422	16.49	≤30	PASS
		2437	20.02	≤30	PASS
		2452	19.46	≤30	PASS

Appendix D: Maximum power spectral density

Test Result

TestMode	Antenna	Channel	Result[dBm/3kHz]	Limit[dBm/3kHz]	Verdict
11B	Ant1	2412	-6.7	≤8	PASS
		2437	-5.6	≤8	PASS
		2462	-5.8	≤8	PASS
11G	Ant1	2412	-13.7	≤8	PASS
		2437	-13.1	≤8	PASS
		2462	-12.9	≤8	PASS
11N20	Ant1	2412	-13.7	≤8	PASS
		2437	-13.9	≤8	PASS
		2462	-13.9	≤8	PASS
11N40	Ant1	2422	-15.4	≤8	PASS
		2437	-12.0	≤8	PASS
		2452	-12.4	≤8	PASS

Test Graphs

11B_Ant1_2412

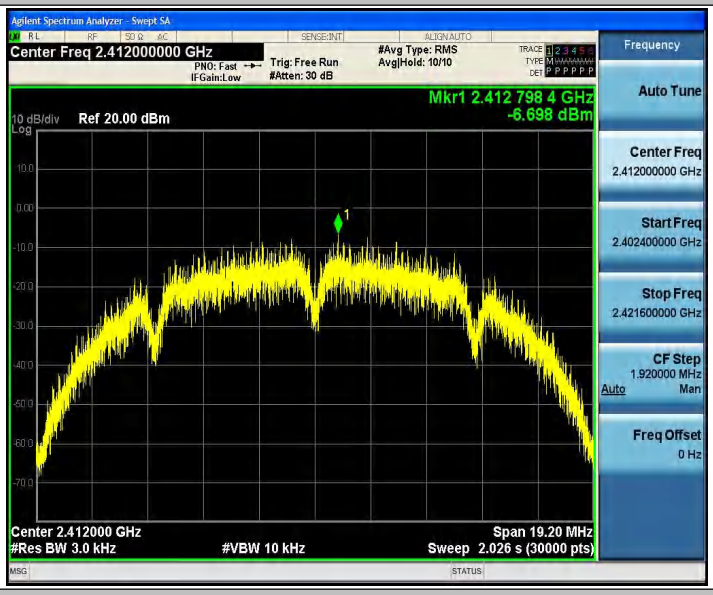

11B_Ant1_2437

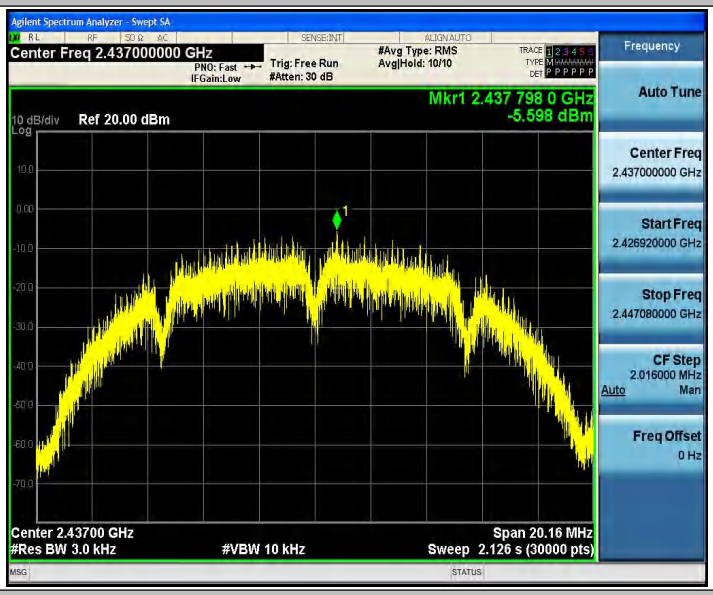

11B_Ant1_2462

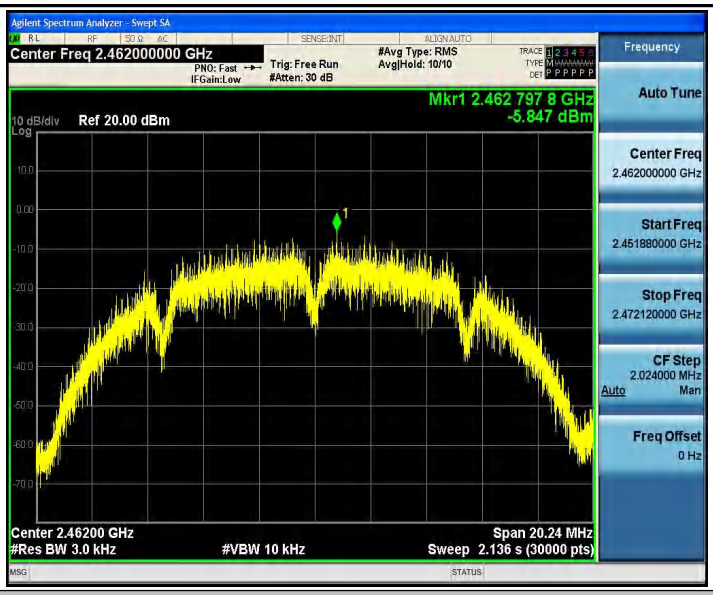

11G_Ant1_2412

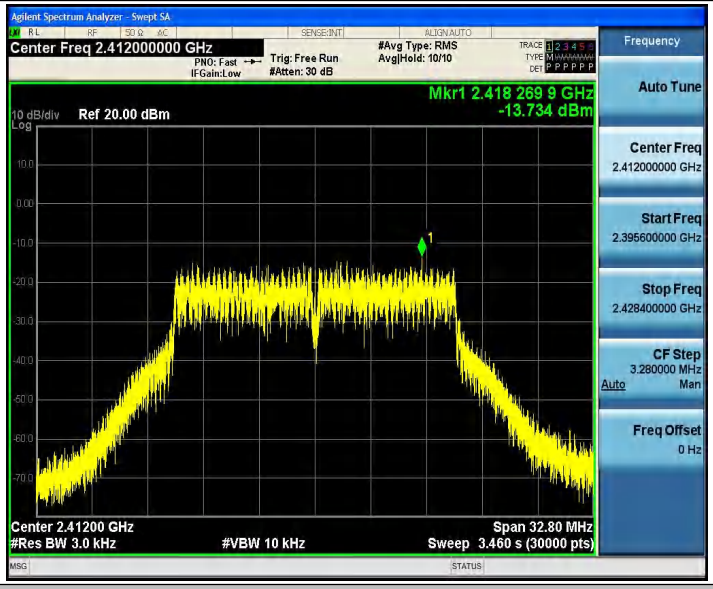

11G_Ant1_2437

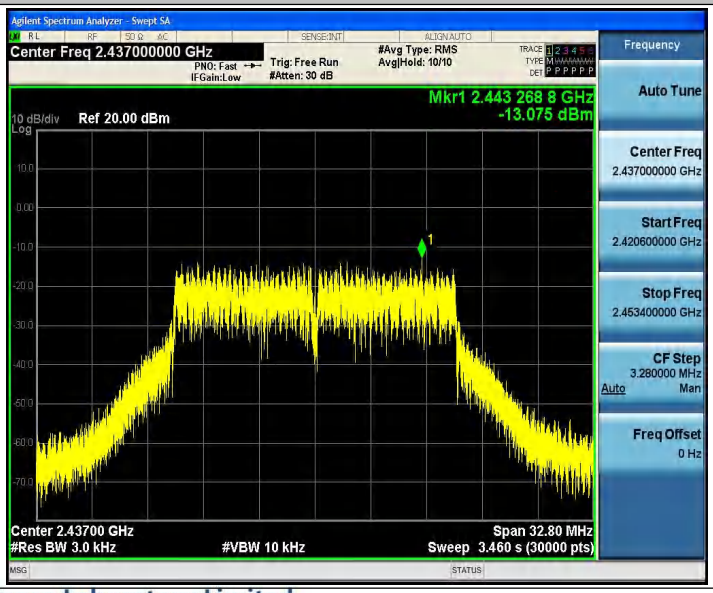

11G_Ant1_2462

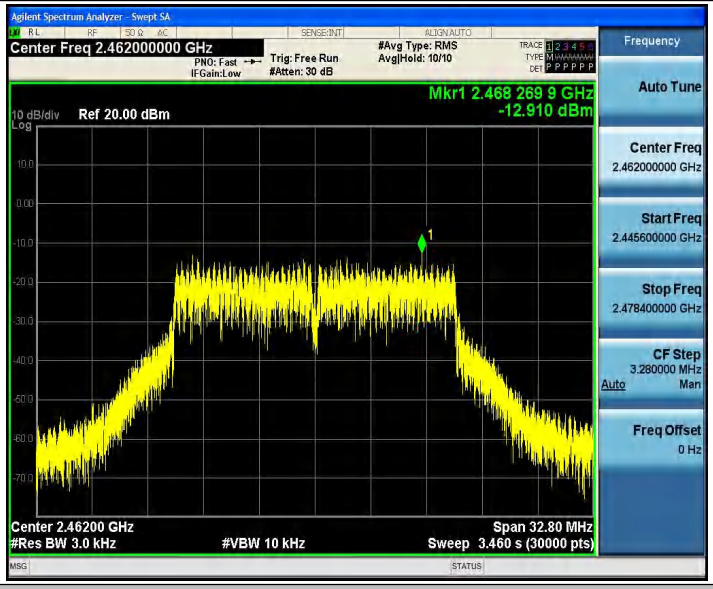

11N20_Ant1_2412

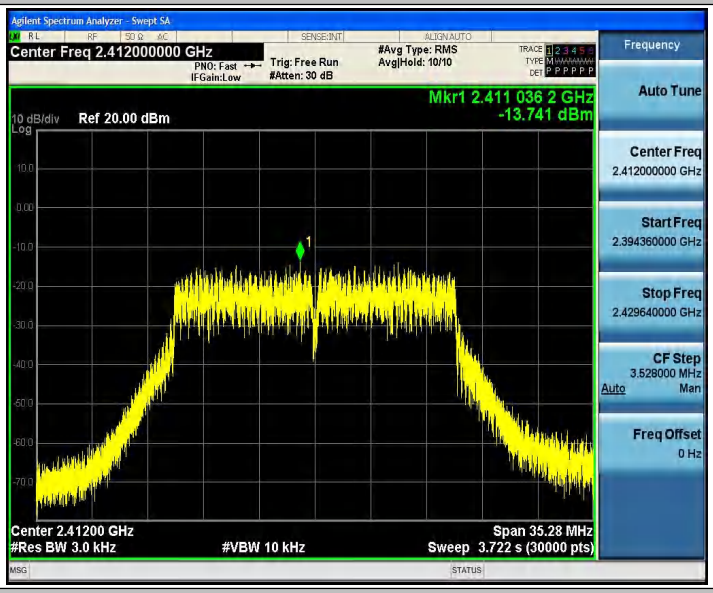

11N20_Ant1_2437

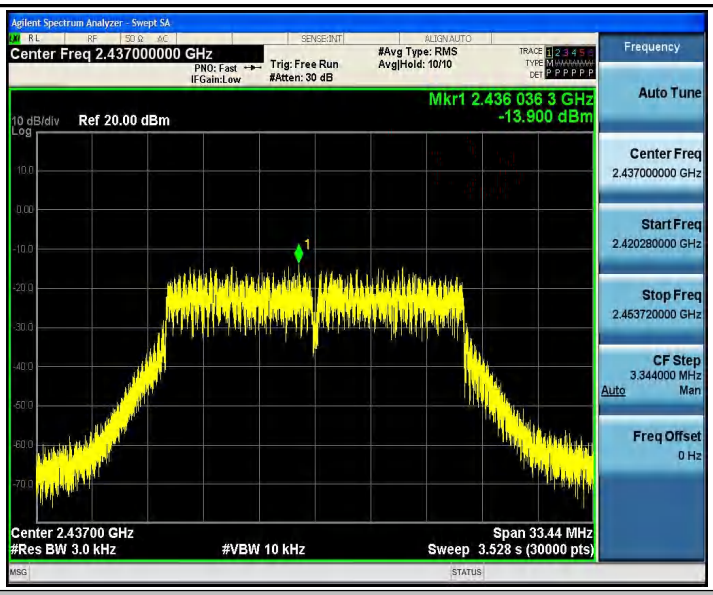

11N20_Ant1_2462

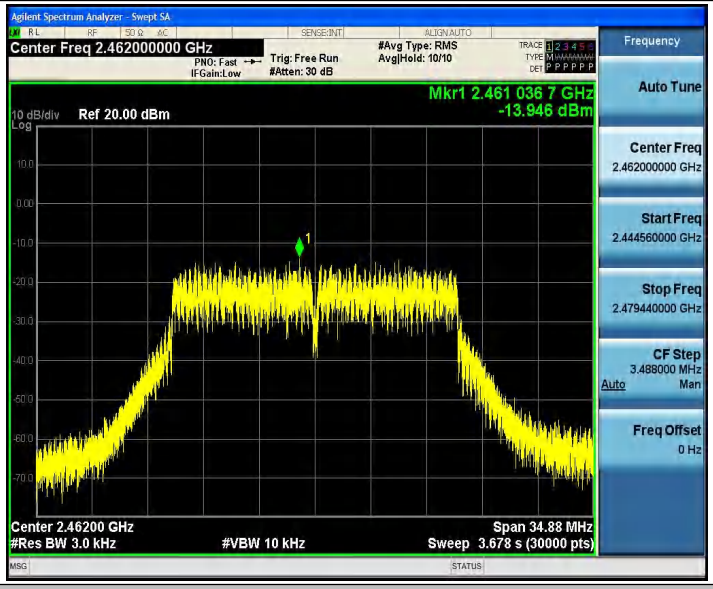

11N40_Ant1_2422

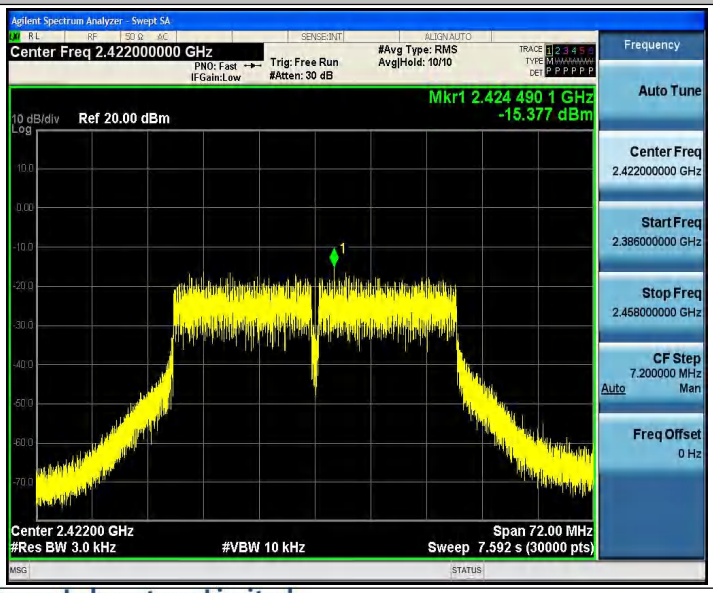

11N40_Ant1_2437

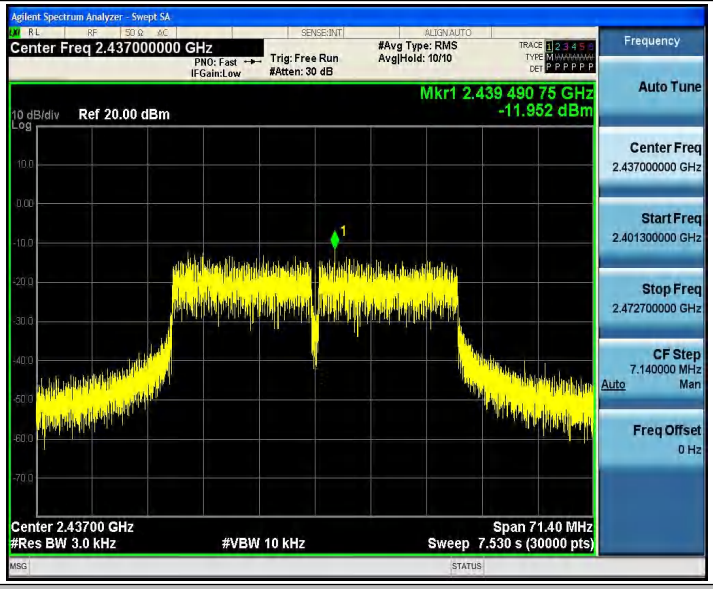

11N40_Ant1_2452

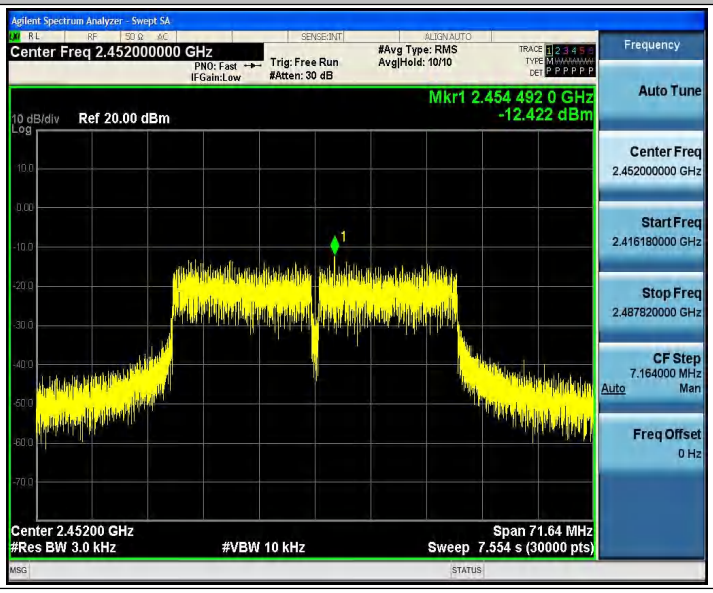

Appendix E: Band edge measurements

Test Result

TestMode	Antenna	ChName	Channel	RefLevel[dBm]	Result[dBm]	Limit[dBm]	Verdict
11B	Ant1	Low	2412	7.62	-42.69	≤-12.39	PASS
		High	2462	4.21	-54.47	≤-15.79	PASS
11G	Ant1	Low	2412	-2.61	-44.54	≤-22.61	PASS
		High	2462	-7.43	-57.36	≤-27.43	PASS
11N20	Ant1	Low	2412	-11.51	-50.68	≤-31.51	PASS
		High	2462	1.94	-48.99	≤-24.4	PASS
11N40	Ant1	Low	2422	-18.41	-47.64	≤-38.41	PASS
		High	2452	-20.93	-55.91	≤-40.93	PASS

Test Graphs

11B_Ant1_Low_2412

11B_Ant1_High_2462

11G_Ant1_Low_2412

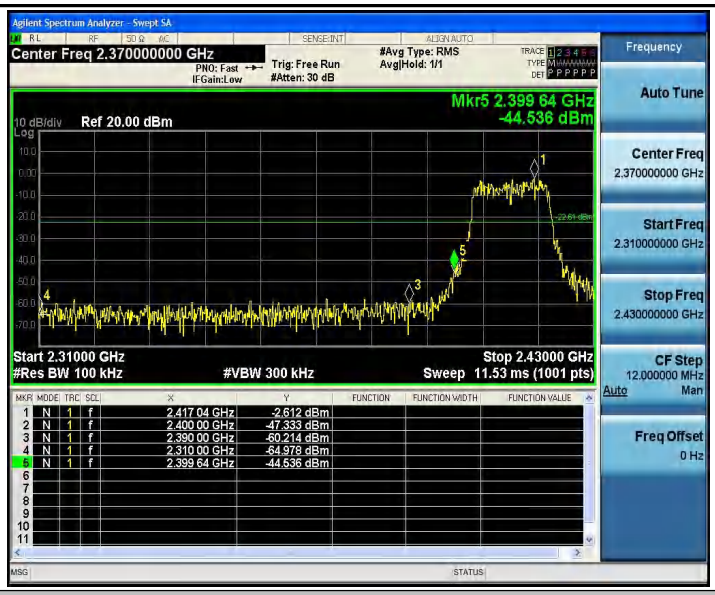

11G_Ant1_High_2462

11N20_Ant1_Low_2412

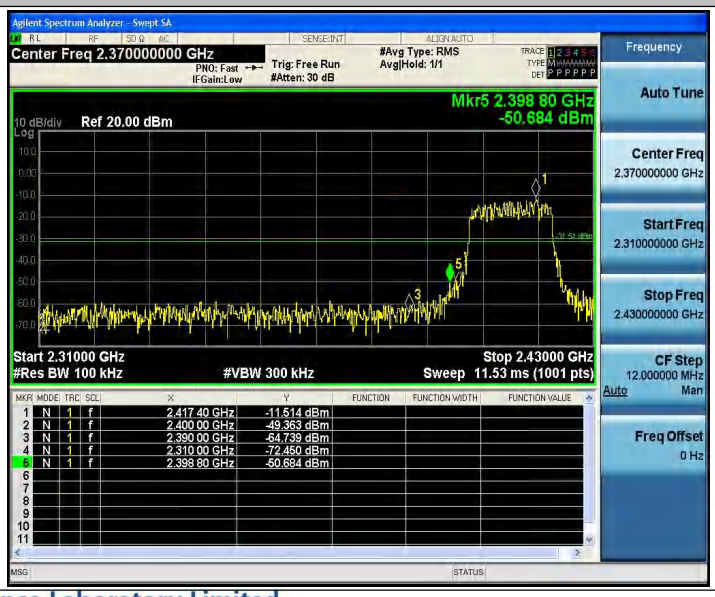

11N20_Ant1_High_2462

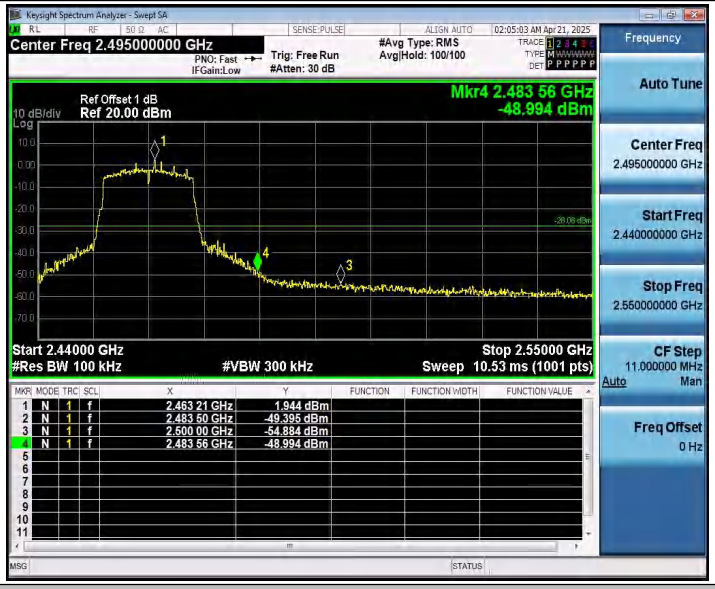

11N40_Ant1_Low_2422

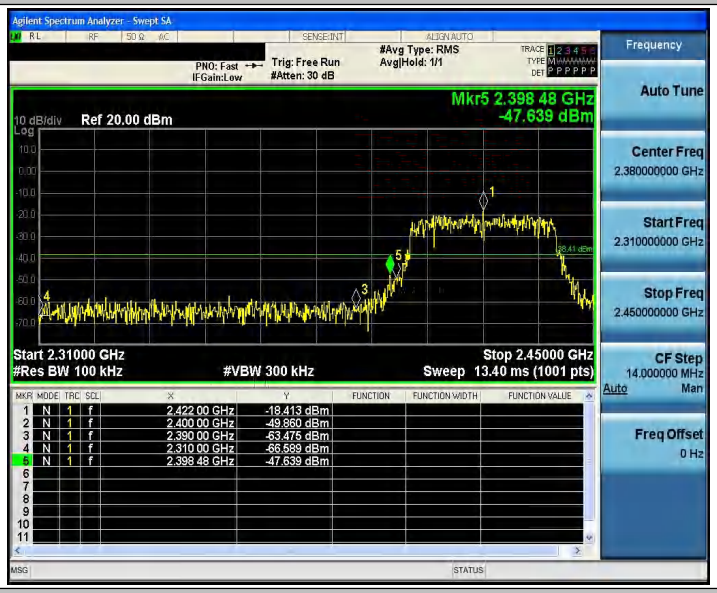

11N40_Ant1_High_2452

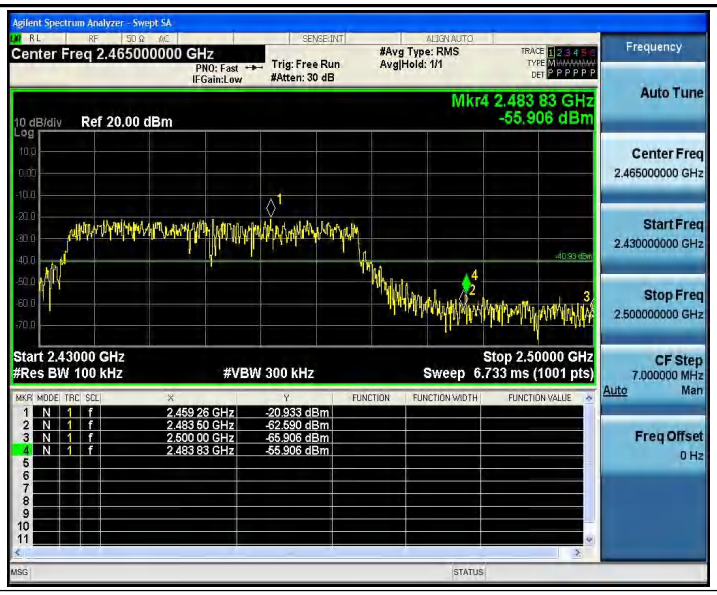
Agilent Spectrum Analyzer - Swept SA
Center Freq 2.465000000 GHz
PNO: Fast
IFGain:Low
Trig: Free Run
#Atten: 30 dB
#Avg Type: RMS
Avg|Hold: 1/1
Mkr4 2.483 83 GHz
-55.906 dBm
10 dB/div
Ref 20.00 dBm
Start 2.43000 GHz
#Res BW 100 kHz
#VBW 300 kHz
Stop 2.50000 GHz
Sweep 6.733 ms (1001 pts)
1 N 1 f 2.459 26 GHz -20.933 dBm
2 N 1 f 2.483 50 GHz -62.590 dBm
3 N 1 f 2.500 00 GHz -65.906 dBm
4 N 1 f 2.483 83 GHz -55.906 dBm
Frequency
Auto Tune
Center Freq
2.465000000 GHz
Start Freq
2.430000000 GHz
Stop Freq
2.500000000 GHz
CF Step
7.000000 MHz
Auto
Man
Freq Offset
0 Hz

Appendix F: Conducted Spurious Emission

Test Result

TestMode	Antenna	Channel	FreqRange [Mhz]	RefLevel [dBm]	Result [dBm]	Limit [dBm]	Verdict
11B	Ant1	2412	Reference	9.99	9.99	---	PASS
			30~1000	9.99	-43	≤-10.01	PASS
			1000~26500	9.99	-39.65	≤-10.01	PASS
		2437	Reference	6.04	6.04	---	PASS
			30~1000	6.04	-51.93	≤-13.96	PASS
			1000~26500	6.04	-39.97	≤-13.96	PASS
		2462	Reference	9.11	9.11	---	PASS
			30~1000	9.11	-50.2	≤-10.89	PASS
			1000~26500	9.11	-43.82	≤-10.89	PASS
11G	Ant1	2412	Reference	-0.84	-0.84	---	PASS
			30~1000	-0.84	-55.5	≤-20.84	PASS
			1000~26500	-0.84	-40.35	≤-20.84	PASS
		2437	Reference	1.90	1.90	---	PASS
			30~1000	1.90	-54.99	≤-18.1	PASS
			1000~26500	1.90	-39.92	≤-18.1	PASS
		2462	Reference	-5.63	-5.63	---	PASS
			30~1000	-5.63	-56.67	≤-25.63	PASS
			1000~26500	-5.63	-42.54	≤-25.63	PASS
11N20	Ant1	2412	Reference	-9.77	-9.77	---	PASS
			30~1000	-9.77	-61.2	≤-29.77	PASS
			1000~26500	-9.77	-39.16	≤-29.77	PASS
		2437	Reference	0.74	0.74	---	PASS
			30~1000	0.74	-51.72	≤-19.26	PASS
			1000~26500	0.74	-39.84	≤-19.26	PASS
		2462	Reference	1.21	1.21	---	PASS
			30~1000	1.21	-52.66	≤-18.79	PASS
			1000~26500	1.21	-42.04	≤-18.79	PASS
11N40	Ant1	2422	Reference	4.77	4.77	---	PASS
			30~1000	4.77	-40.78	≤-15.23	PASS
			1000~26500	4.77	-39.39	≤-15.23	PASS
		2437	Reference	4.77	4.77	---	PASS
			30~1000	4.77	-49.39	≤-15.24	PASS
			1000~26500	4.77	-40.19	≤-15.24	PASS
		2452	Reference	4.33	4.33	---	PASS
			30~1000	4.33	-46.18	≤-15.67	PASS
			1000~26500	4.33	-41.46	≤-15.67	PASS

Test Graphs

11B_Ant1_2412_0~Reference

11B_Ant1_2412_30~1000

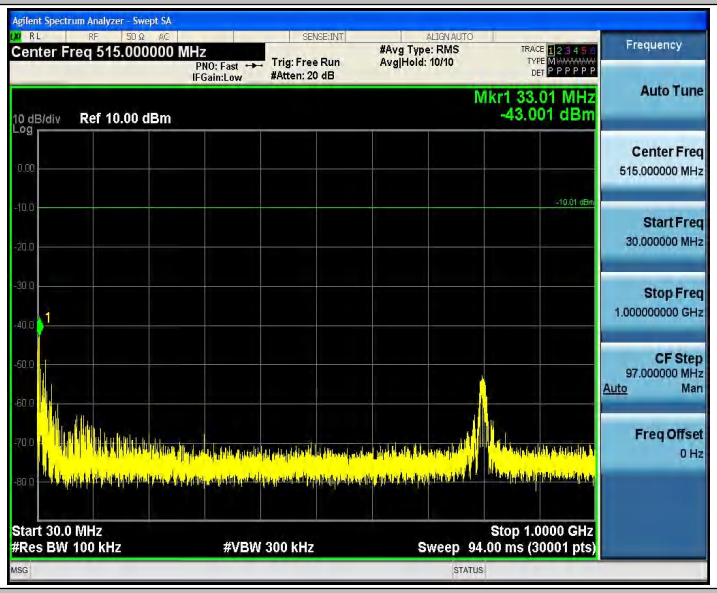

11B_Ant1_2412_1000~26500

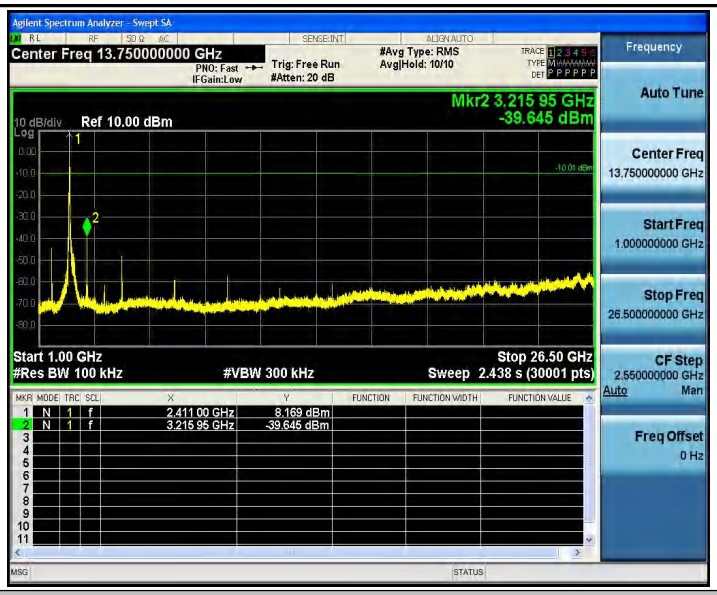

11B_Ant1_2437_0~Reference

11B_Ant1_2437_30~1000

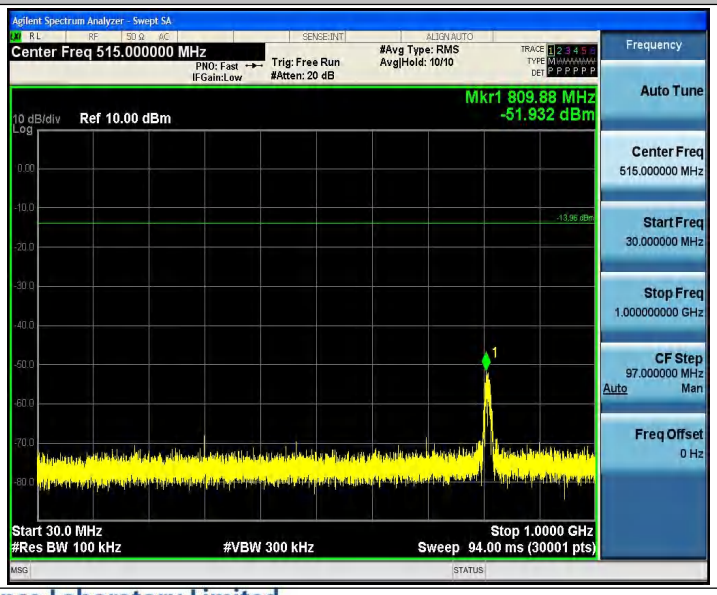

11B_Ant1_2437_1000~26500

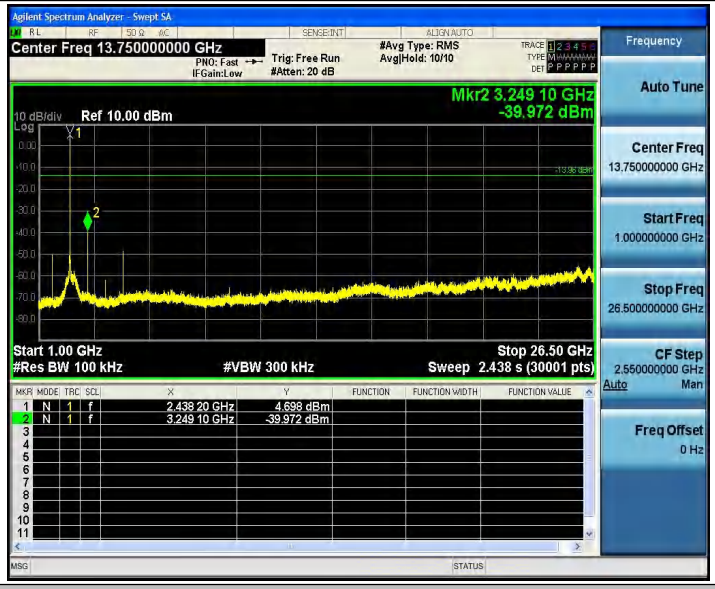

11B_Ant1_2462_0~Reference

11B_Ant1_2462_30~1000

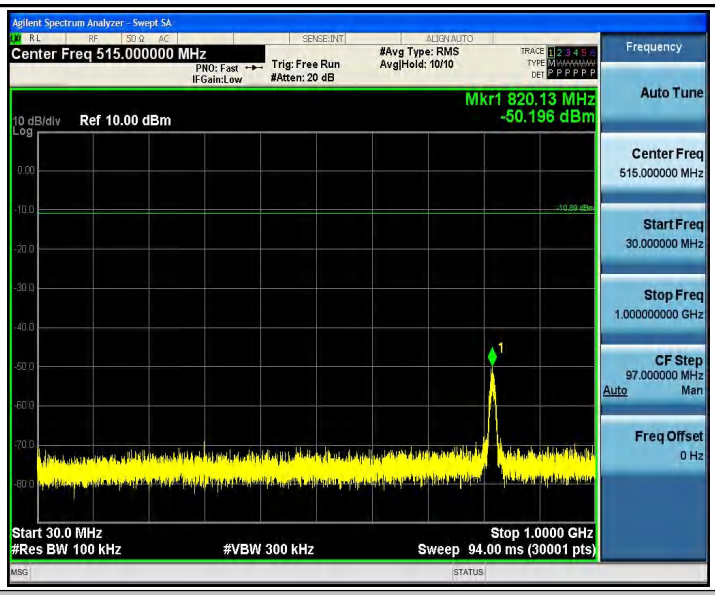

11B_Ant1_2462_1000~26500

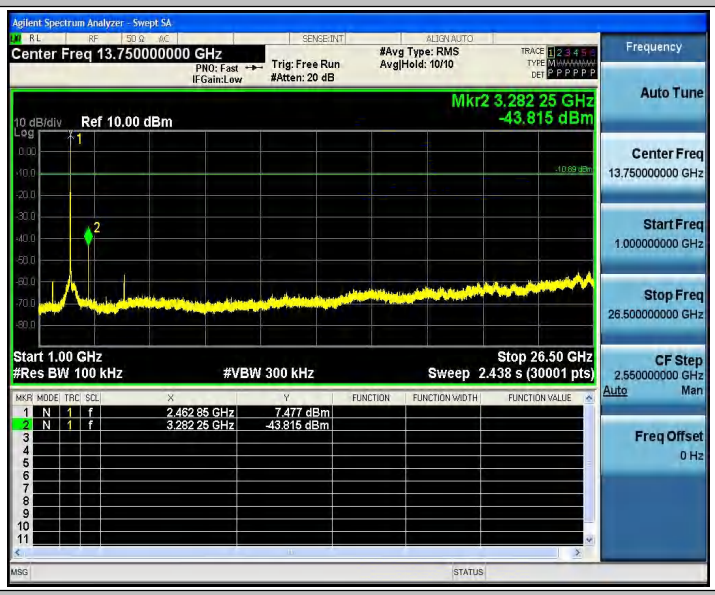

11G_Ant1_2412_0~Reference

11G_Ant1_2412_30~1000

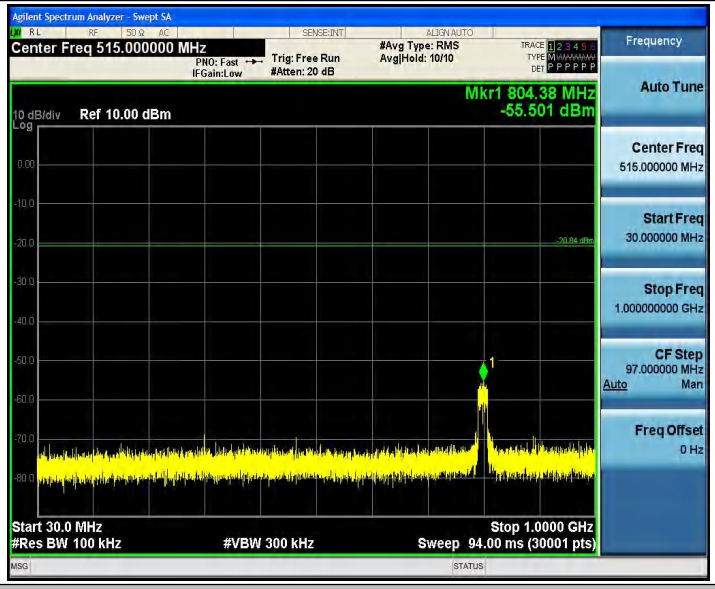

11G_Ant1_2412_1000~26500

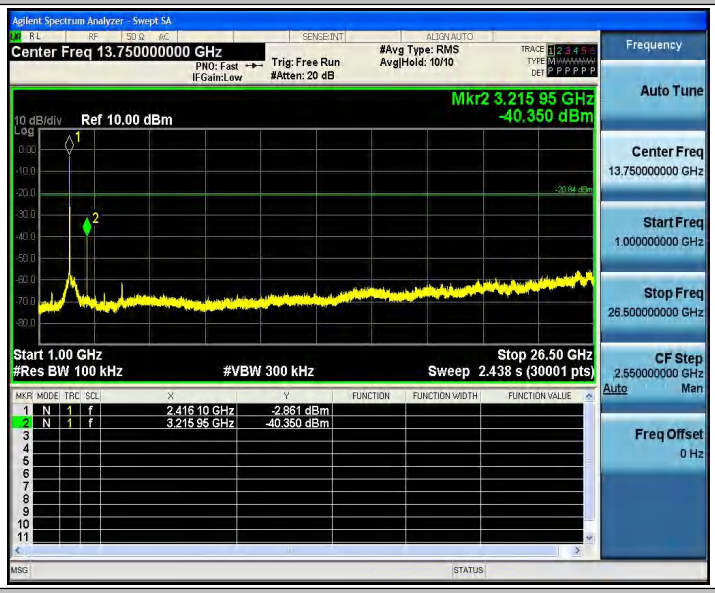

11G_Ant1_2437_0~Reference

11G_Ant1_2437_30~1000

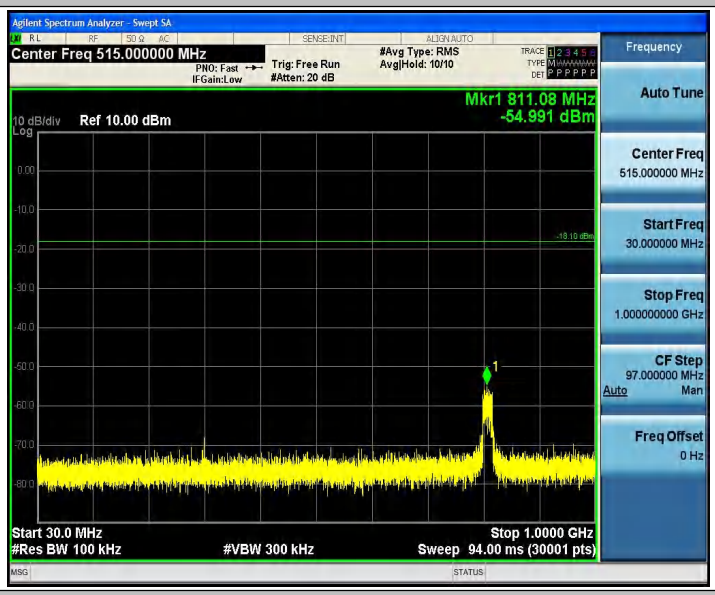

11G_Ant1_2437_1000~26500

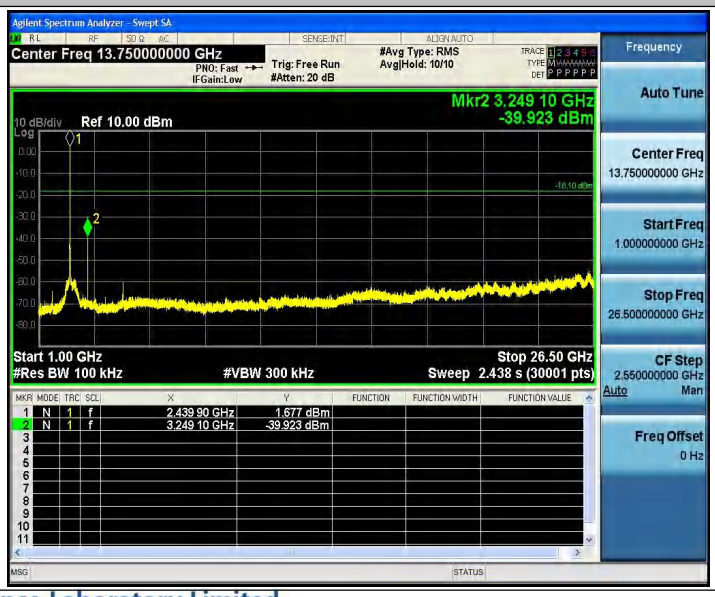

11G_Ant1_2462_0~Reference

11G_Ant1_2462_30~1000

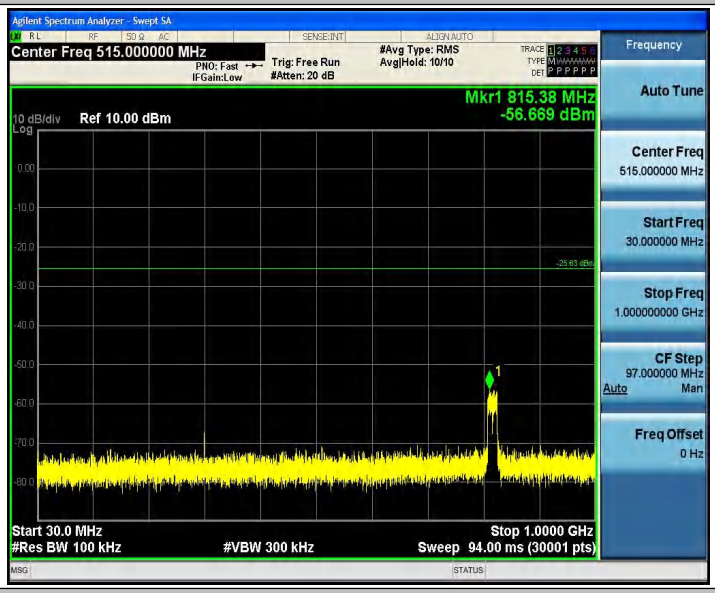

11G_Ant1_2462_1000~26500

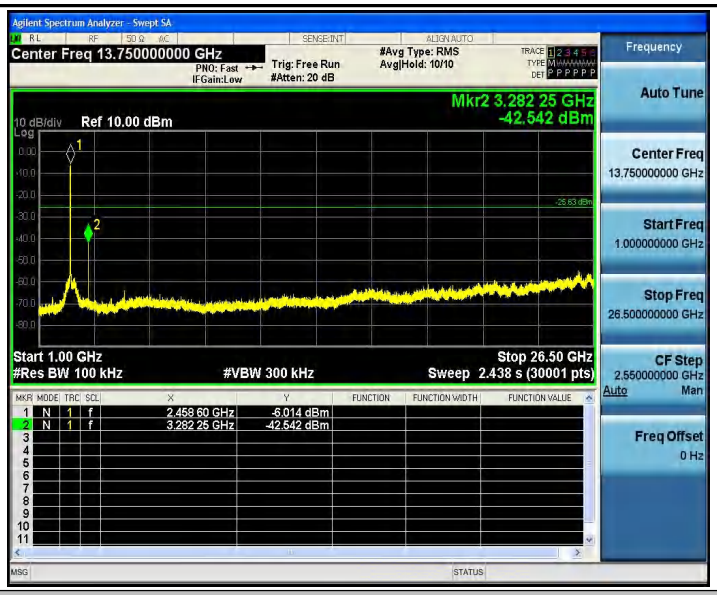

11N20_Ant1_2412_0~Reference

11N20_Ant1_2412_30~1000

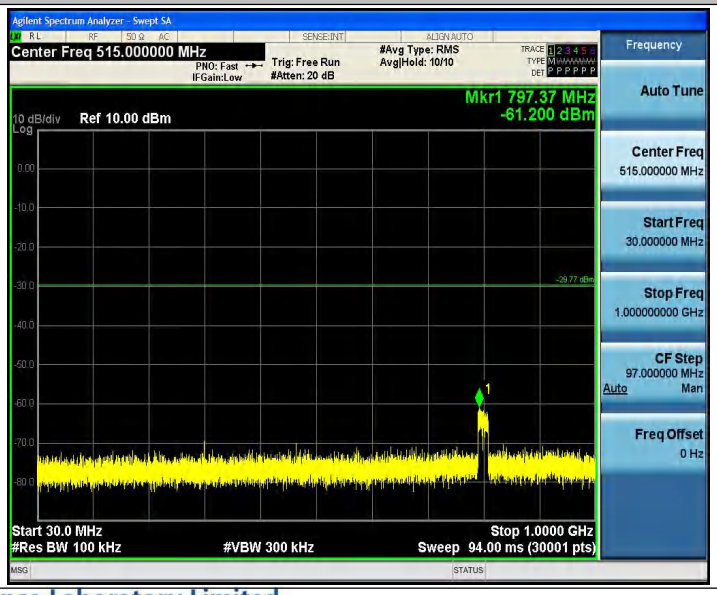

11N20_Ant1_2412_1000~26500

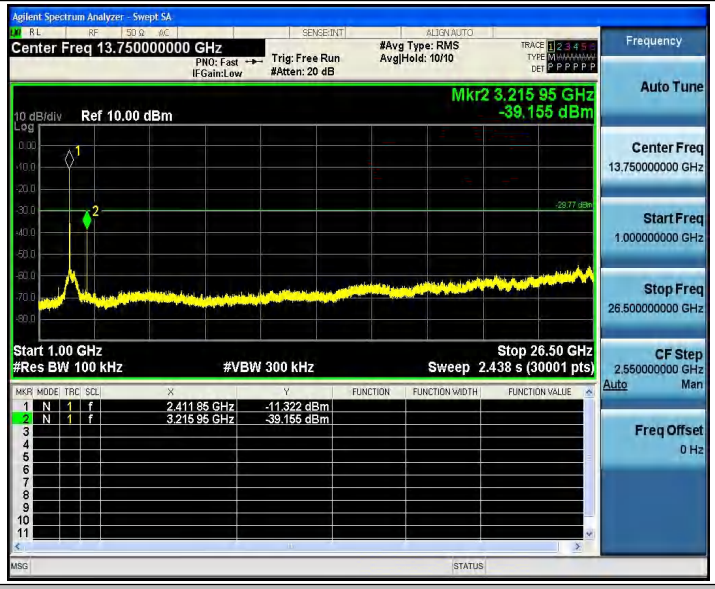

11N20_Ant1_2437_0~Reference

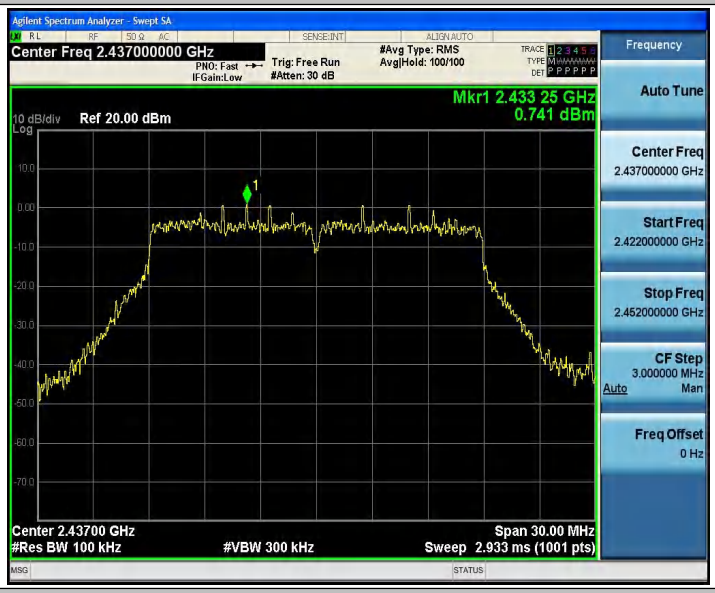

11N20_Ant1_2437_30~1000

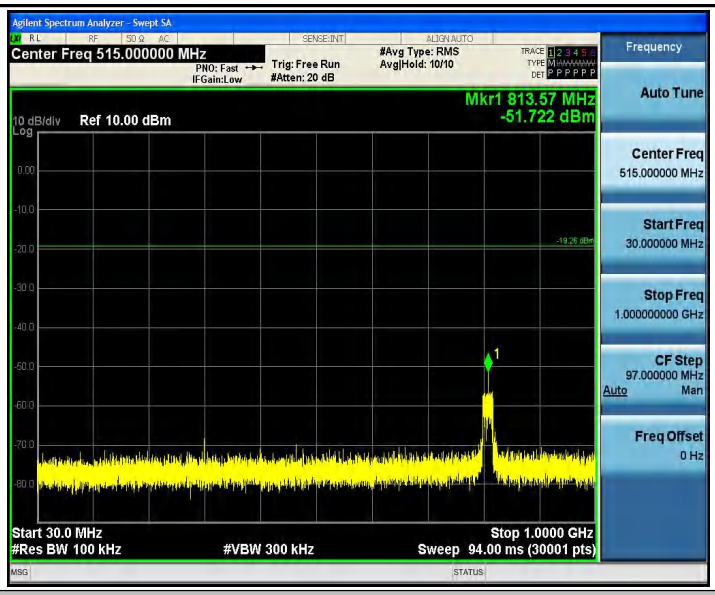

11N20_Ant1_2437_1000~26500

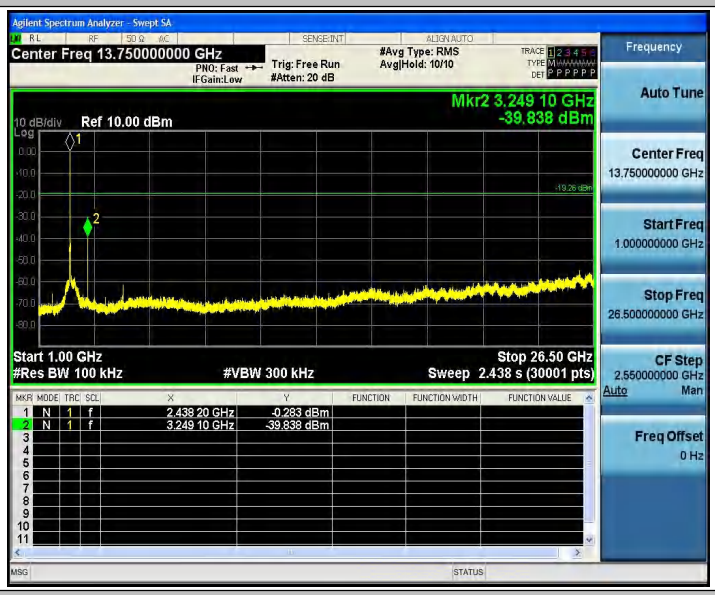

11N20_Ant1_2462_0~Reference

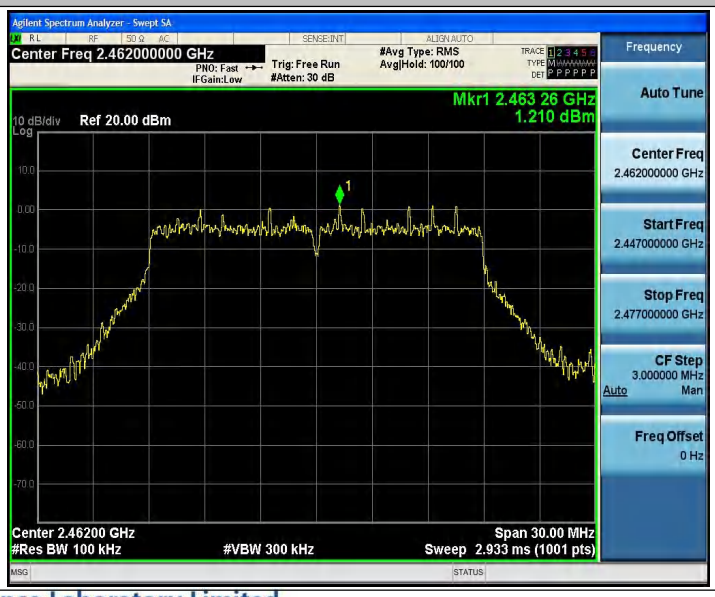

11N20_Ant1_2462_30~1000

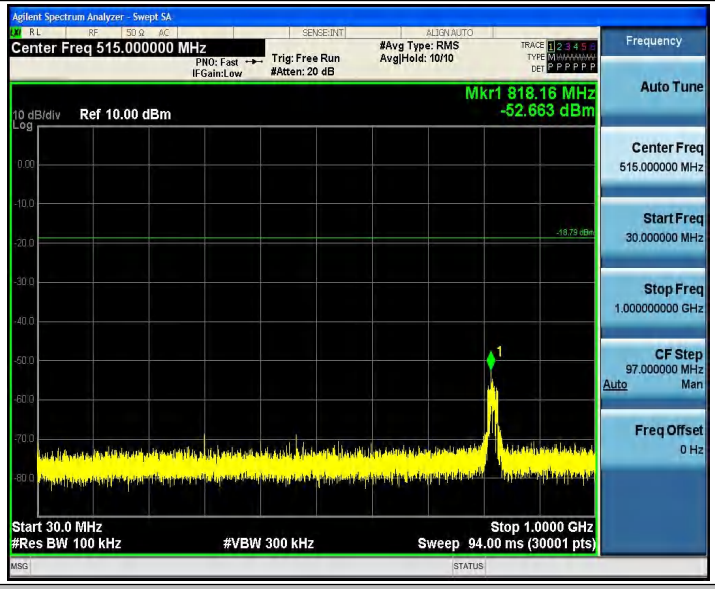

11N20_Ant1_2462_1000~26500

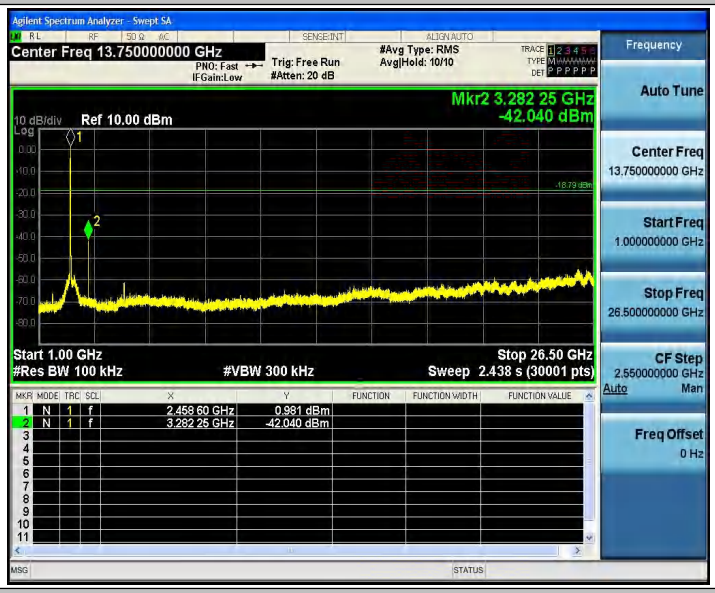

11N40_Ant1_2422_0~Reference

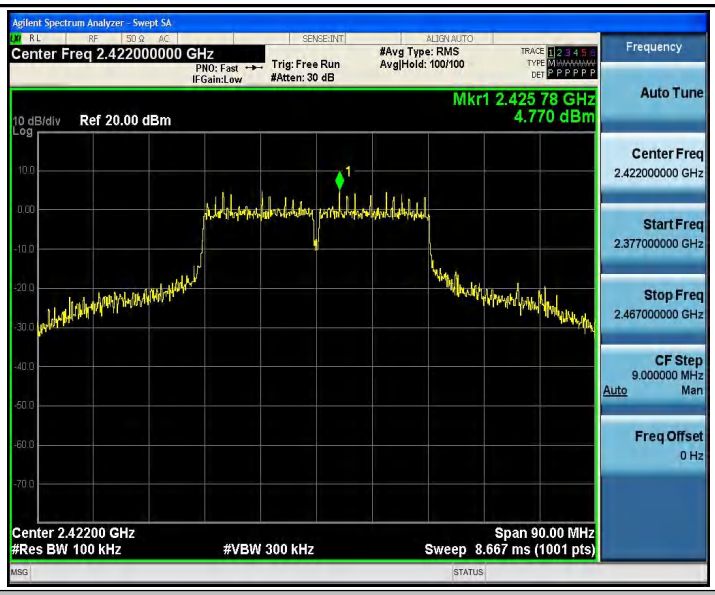

11N40_Ant1_2422_30~1000

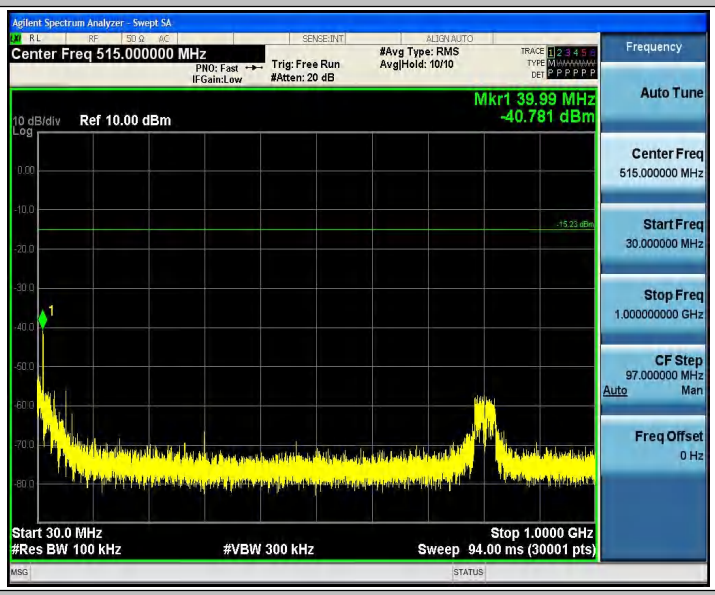

11N40_Ant1_2422_1000~26500

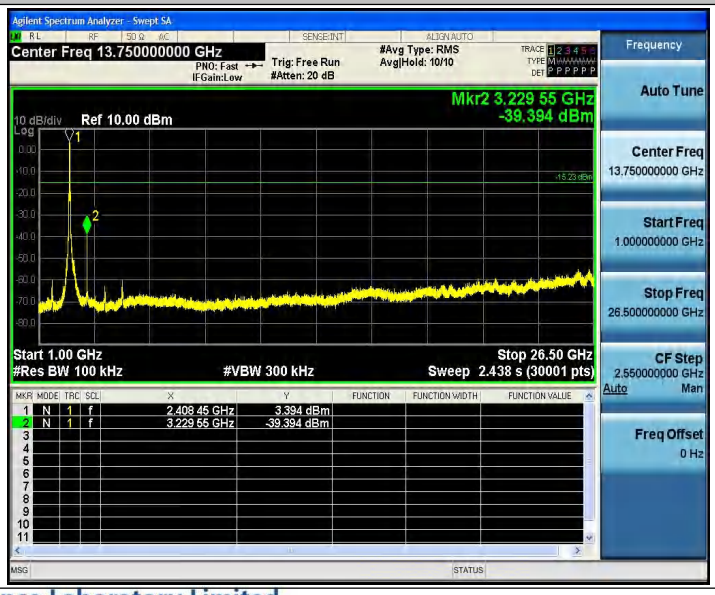

11N40_Ant1_2437_0~Reference

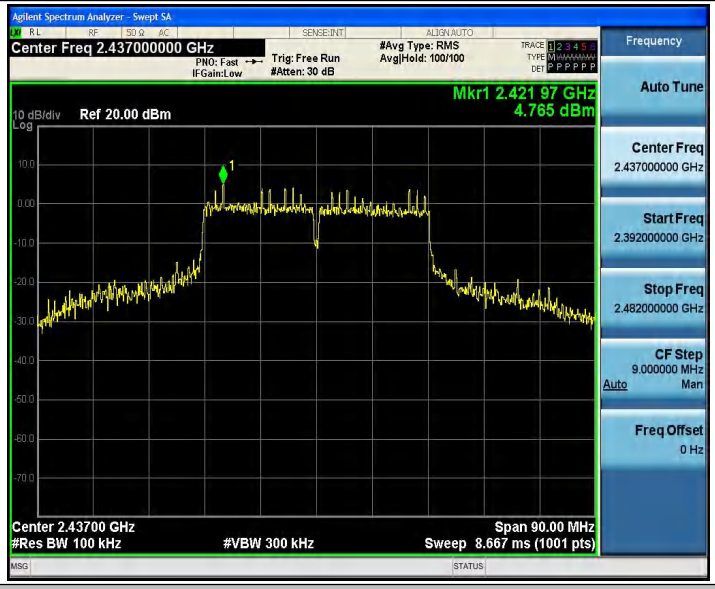

11N40_Ant1_2437_30~1000

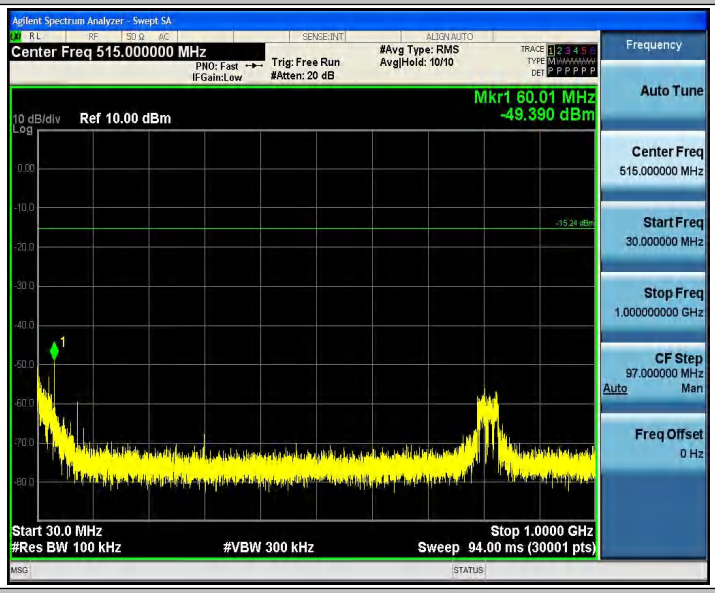

11N40_Ant1_2437_1000~26500

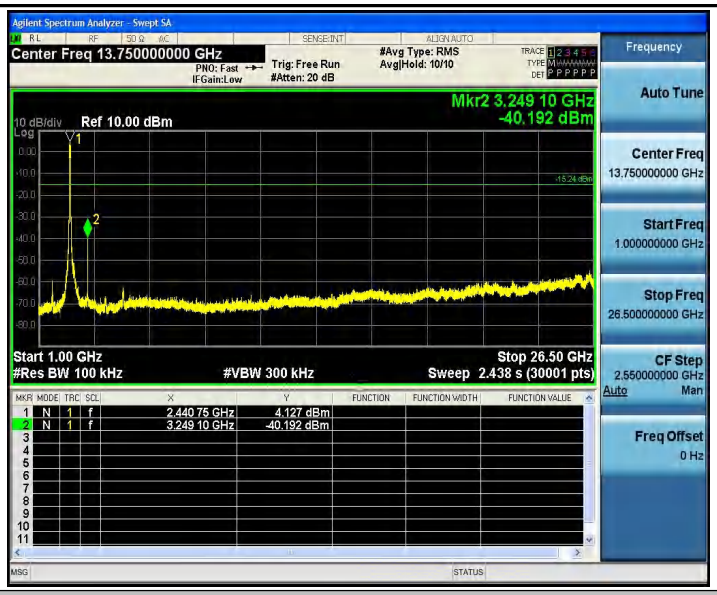

11N40_Ant1_2452_0~Reference

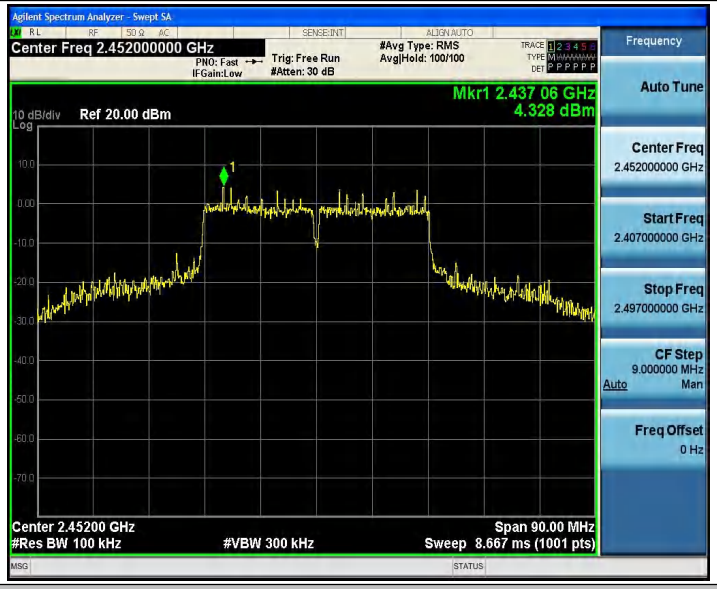

11N40_Ant1_2452_30~1000

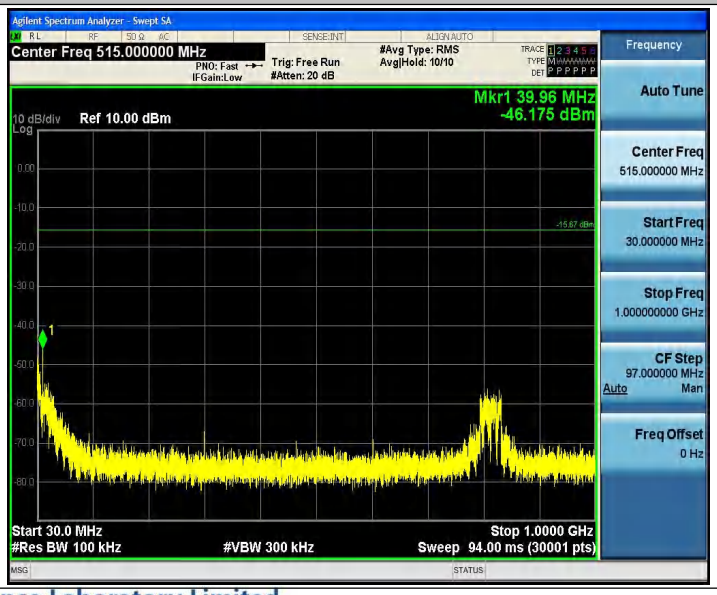

11N40_Ant1_2452_1000~26500

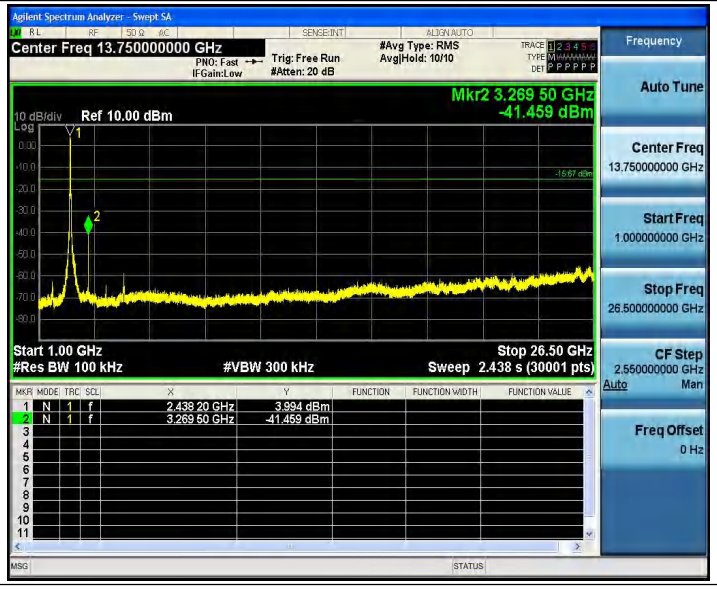

Appendix G: Duty Cycle

Test Result

TestMode	Antenna	Channel	Transmission Duration [ms]	Transmission Period [ms]	Duty Cycle [%]	Limit	Verdict
11B	Ant1	2412	0.59	1.22	48.36	---	PASS
		2437	0.59	1.22	48.36	---	PASS
		2462	0.59	1.22	48.36	---	PASS
11G	Ant1	2412	0.59	1.22	48.36	---	PASS
		2437	0.59	1.22	48.36	---	PASS
		2462	0.59	1.22	48.36	---	PASS
11N20	Ant1	2412	0.57	1.20	47.50	---	PASS
		2437	0.56	1.19	47.06	---	PASS
		2462	0.56	1.19	47.06	---	PASS
11N40	Ant1	2422	0.58	1.21	47.93	---	PASS
		2437	0.58	1.21	47.93	---	PASS
		2452	0.58	1.21	47.93	---	PASS

Test Graphs

11B_Ant1_2412

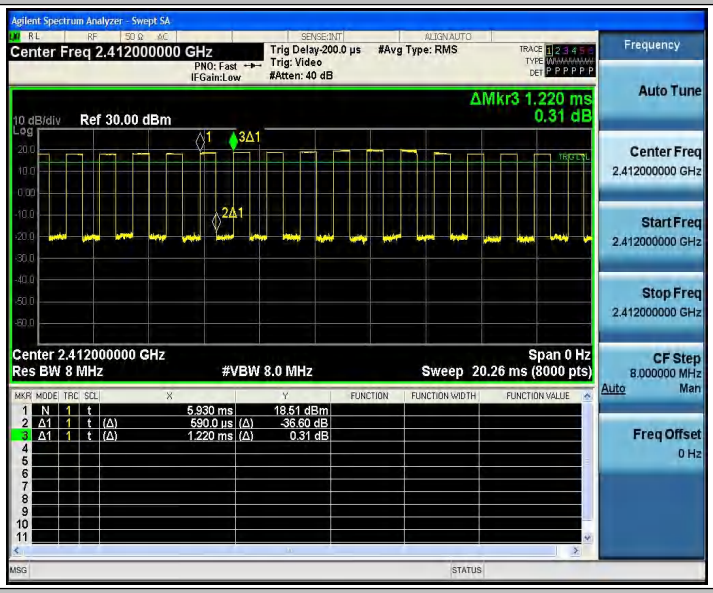

11B_Ant1_2437

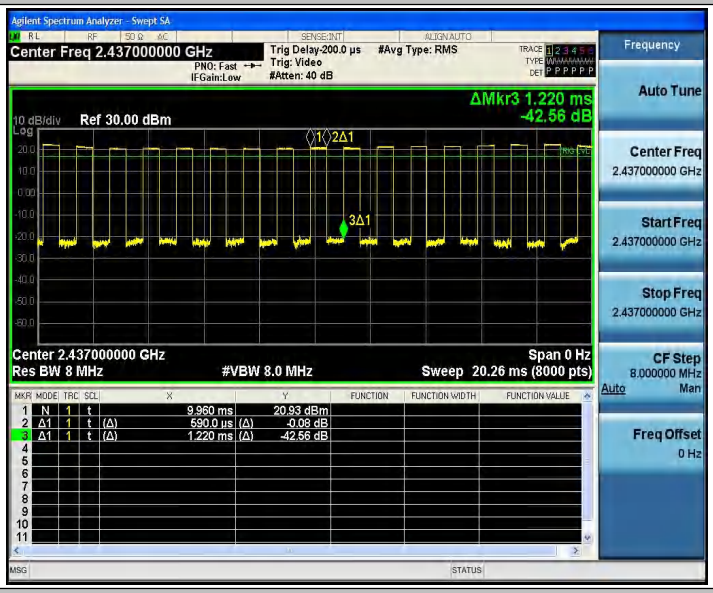

11B_Ant1_2462

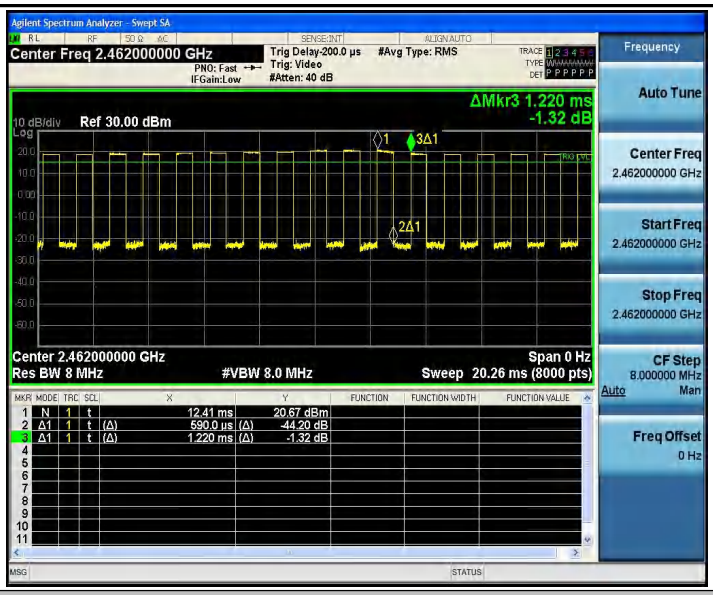

11G_Ant1_2412

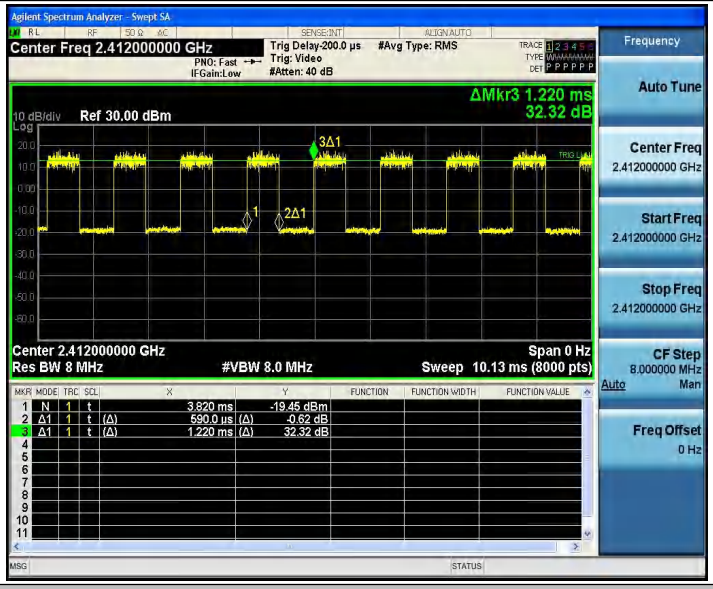

11G_Ant1_2437

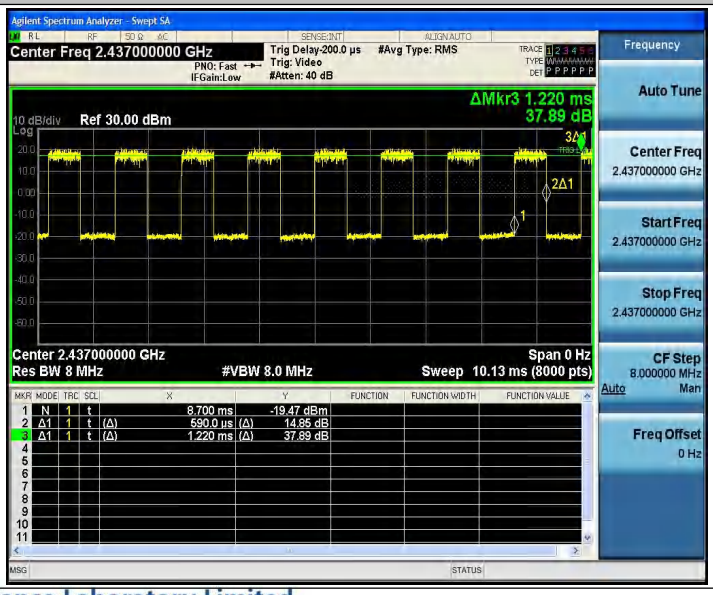

11G_Ant1_2462

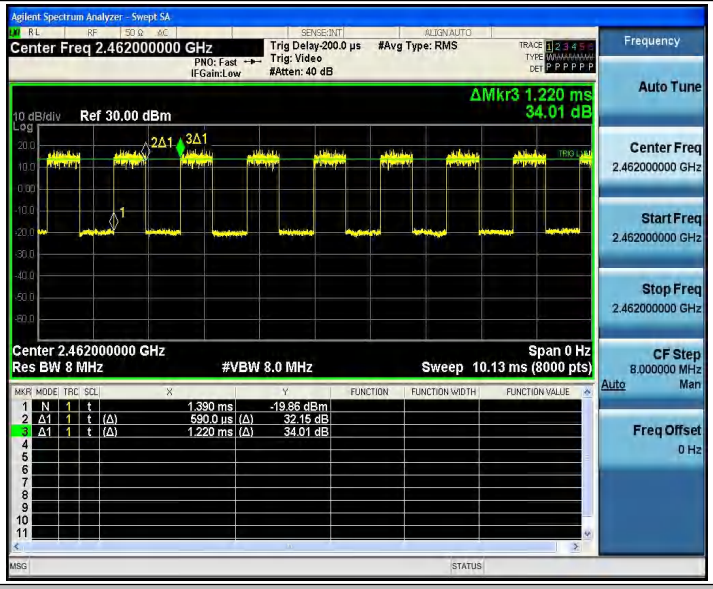

11N20_Ant1_2412

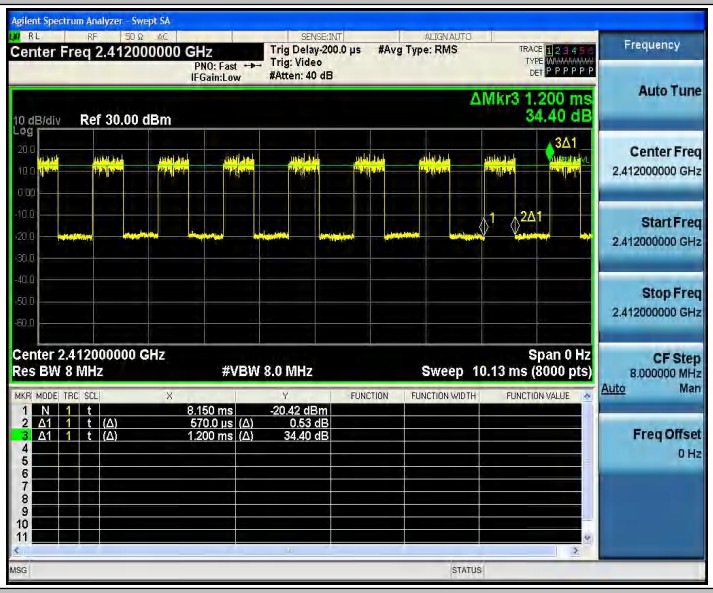

11N20_Ant1_2437

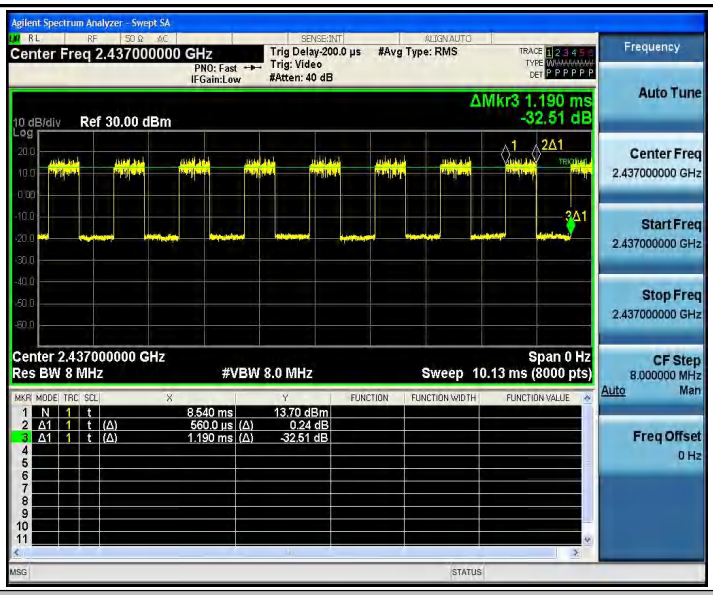

11N20_Ant1_2462

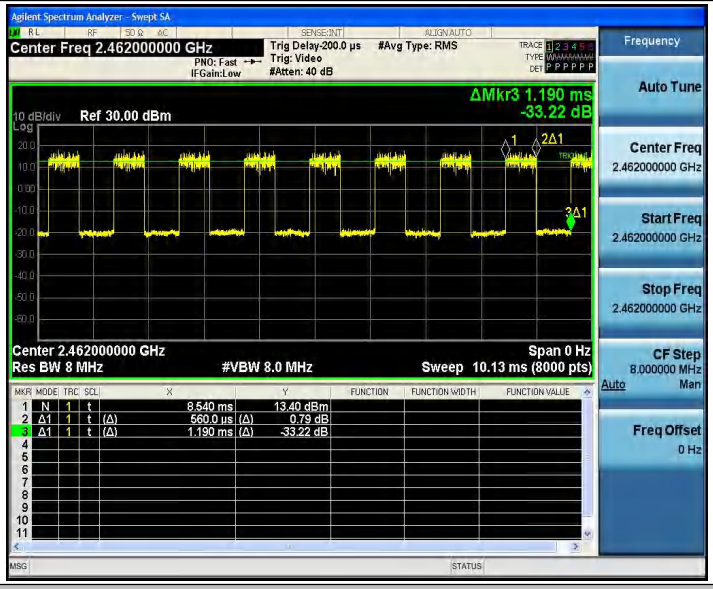

11N40_Ant1_2422

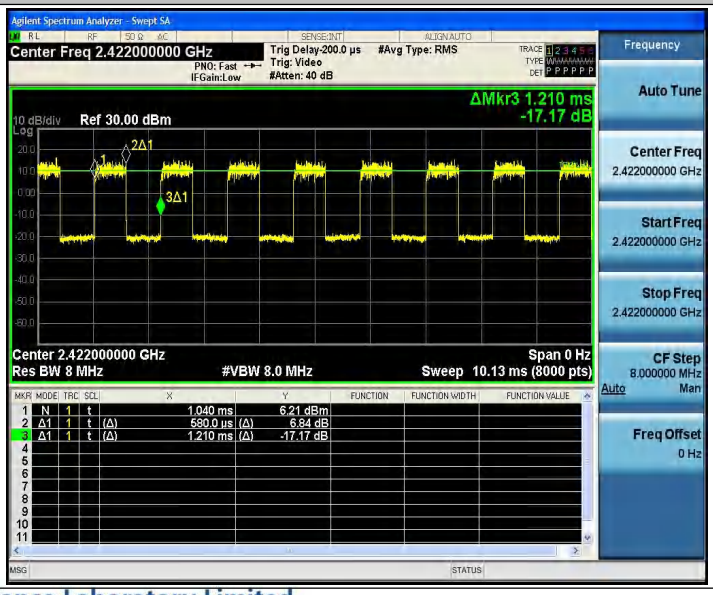

11N40_Ant1_2437

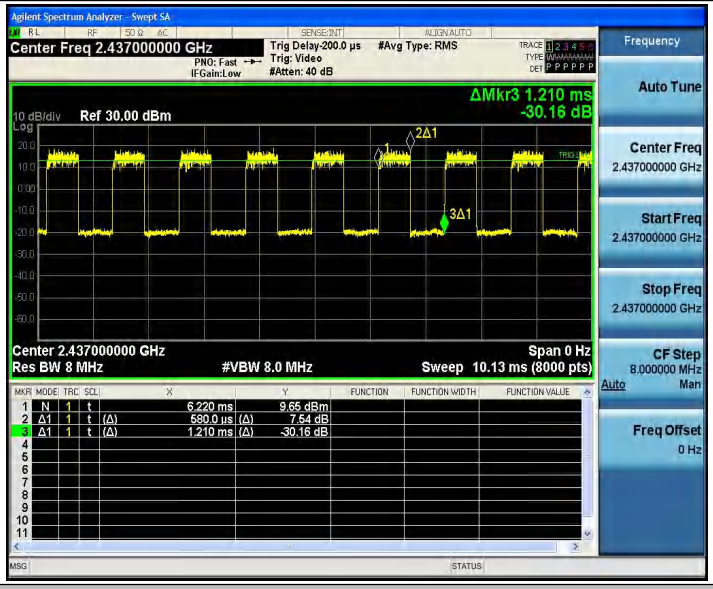

11N40_Ant1_2452

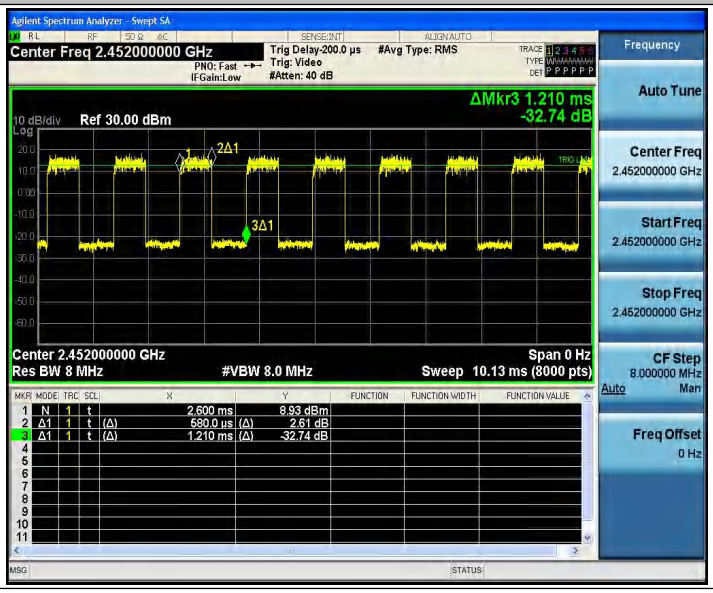

---End---