Huizhou Senling Technology Co., Ltd.
Niujiaofu, Yewu Village, Zhonggang Village, Shiwan Town, Boluo County (Fifth Floor, Building 2, Industrial Park)

Antenna Test Report

Customer	
Project	
Antenna Revision	
Product Description	
Product No	
DATE	2025.04.22

Product Overview & Dimension

Front

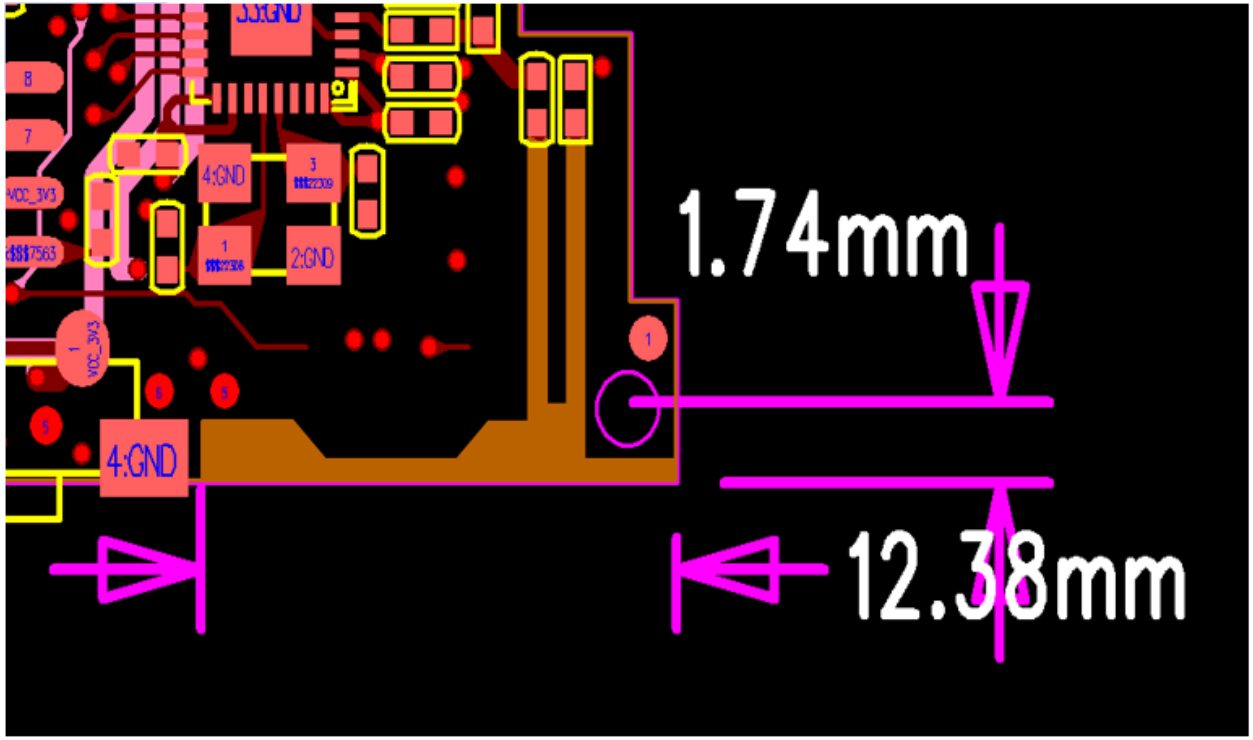

Purpose

This report is to measure the performance of BT antenna forS058 .The antenna operating frequency at 2.4~2.5GHz, All test data are showed as below.

Content

1. Product Overview & Dimension
2. Test system
3. Antenna Matching Network
4. Test Result
   - 4.1 S11 Parameter
   - 4.2 Test coordinate
   - 4.3 2D Pattern
   - 4.4 OTA Data
   - 4.5 BT Boot measured
5. Antenna Assembly & environmental processing

2.Test System

Sequence Number	Test Item	equipment
S parameter	VSWR	Agilent 5071C & Agilent 5062A
OTA Test	TRP&TIS	CMW500 &CMW270 ETS&SATIMO
Gain & Efficiency	Gain & Efficiency	ETS&SATIMO Agilent 5071C



S11—(ANT)

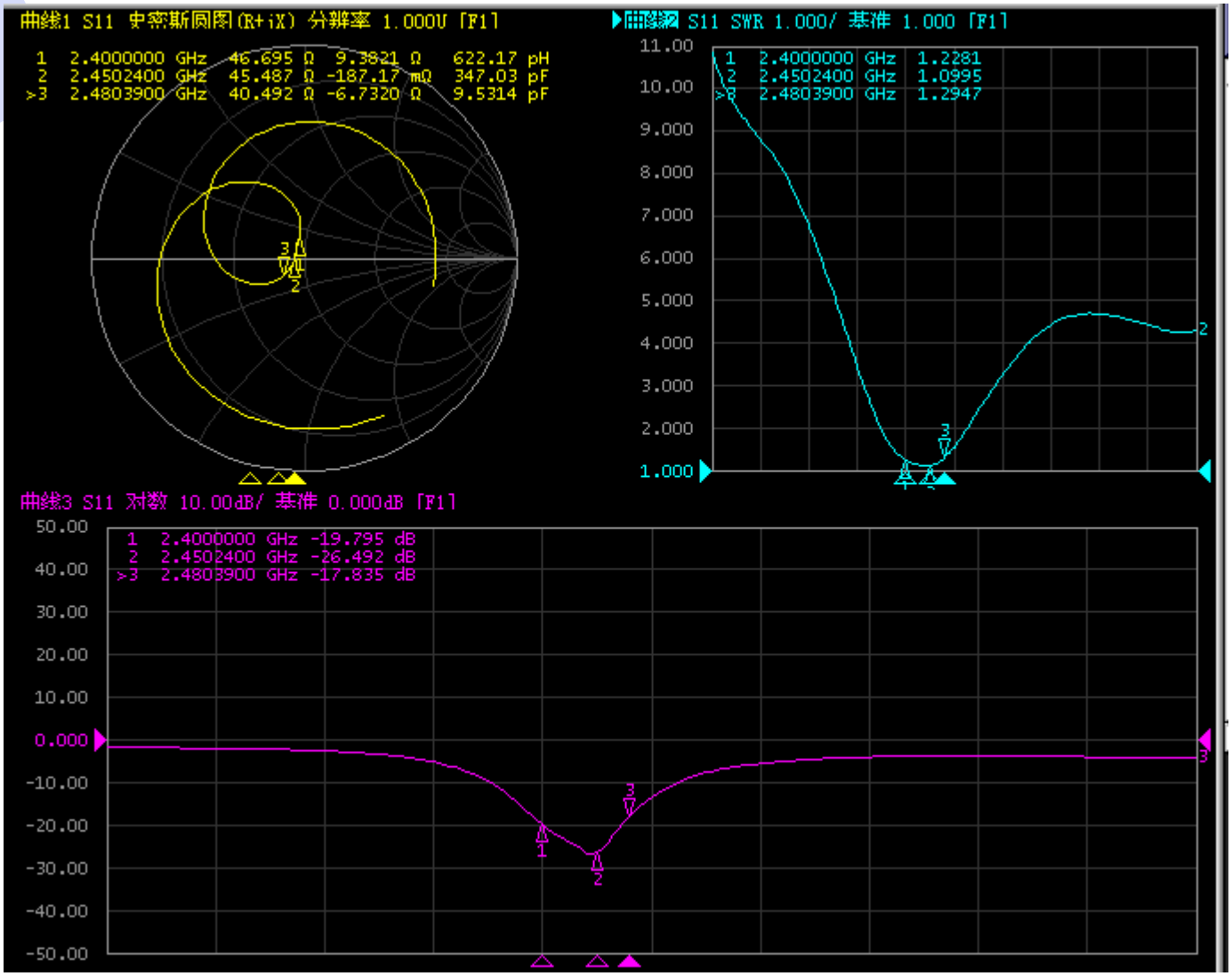
曲线1 S11 史密斯圆图(R+iX) 分辨率 1.000U [F1]
1 2.4000000 GHz 46.695 Ω 9.3821 Ω 622.17 pH
2 2.4502400 GHz 45.487 Ω -187.17 mΩ 347.03 pF
>3 2.4803900 GHz 40.492 Ω -6.7320 Ω 9.5314 pF
S11 SWR 1.000/ 基准 1.000 [F1]
1 2.4000000 GHz 1.2281
2 2.4502400 GHz 1.0995
>3 2.4803900 GHz 1.2947
11.00
10.00
9.000
8.000
7.000
6.000
5.000
4.000
3.000
2.000
1.000
曲线3 S11 对数 10.00dB/ 基准 0.000dB [F1]
1 2.4000000 GHz -19.795 dB
2 2.4502400 GHz -26.492 dB
>3 2.4803900 GHz -17.835 dB
50.00
40.00
30.00
20.00
10.00
0.000
-10.00
-20.00
-30.00
-40.00
-50.00

Test Result

Sample status & coordinates

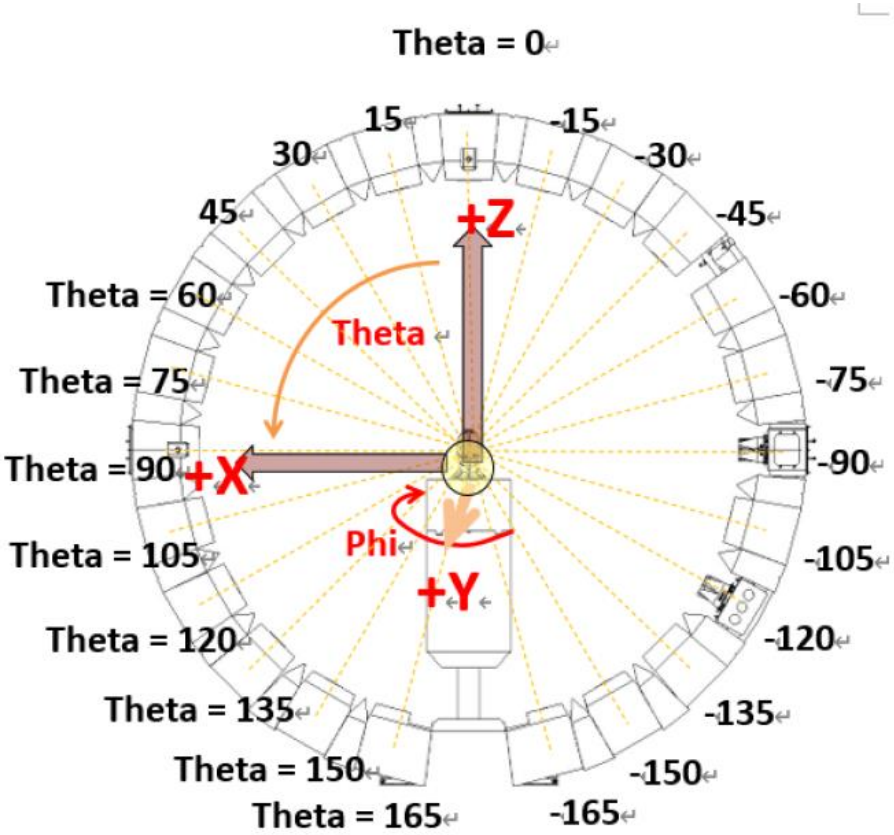

Test Result

Gain & Efficiency—— ANT

Frequency (MHz)	Efficiency (%)	Peak GAIN (dBi)
2400	36.33	1.84
2410	38.46	1.96
2420	37.48	1.85
2430	38.18	1.99
2440	38.98	1.86
2450	38.99	2.44
2460	38.22	2.58
2470	38.58	2.41
2480	36.64	2.04
2490	36.34	1.83
2500	36.17	1.48

Test Result

2D&3D—— ANT

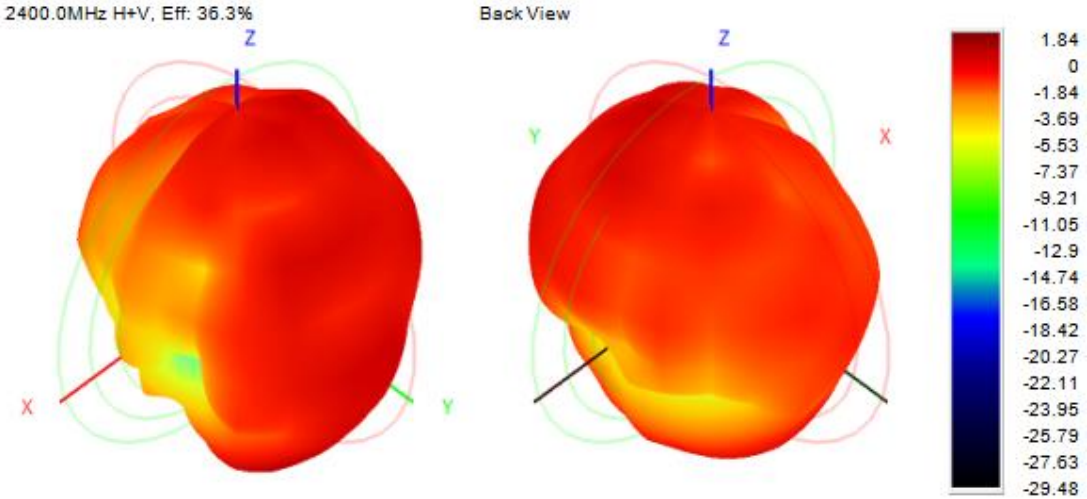

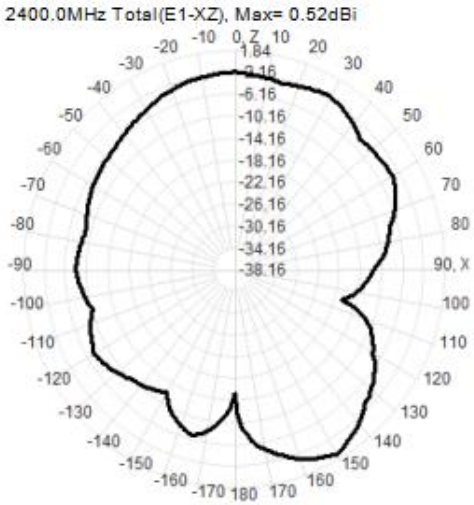

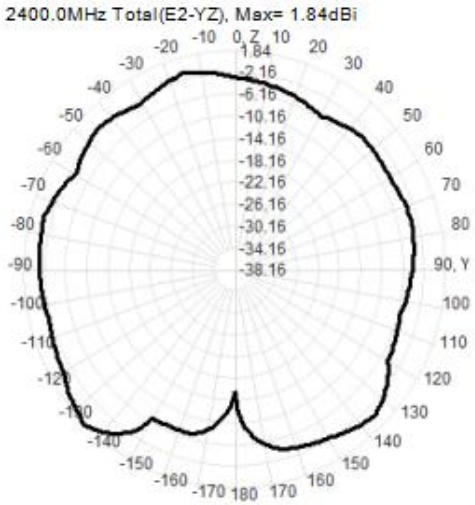

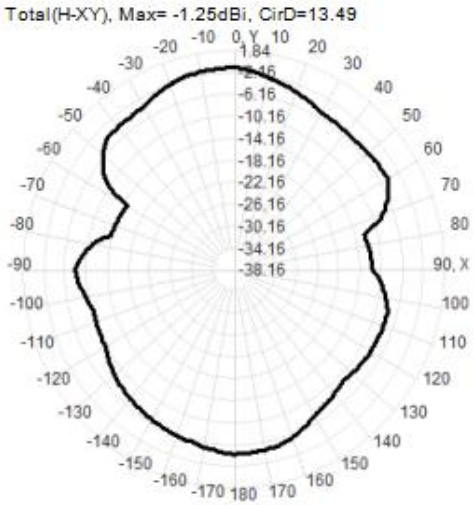

Test Result

2D&3D—— ANT

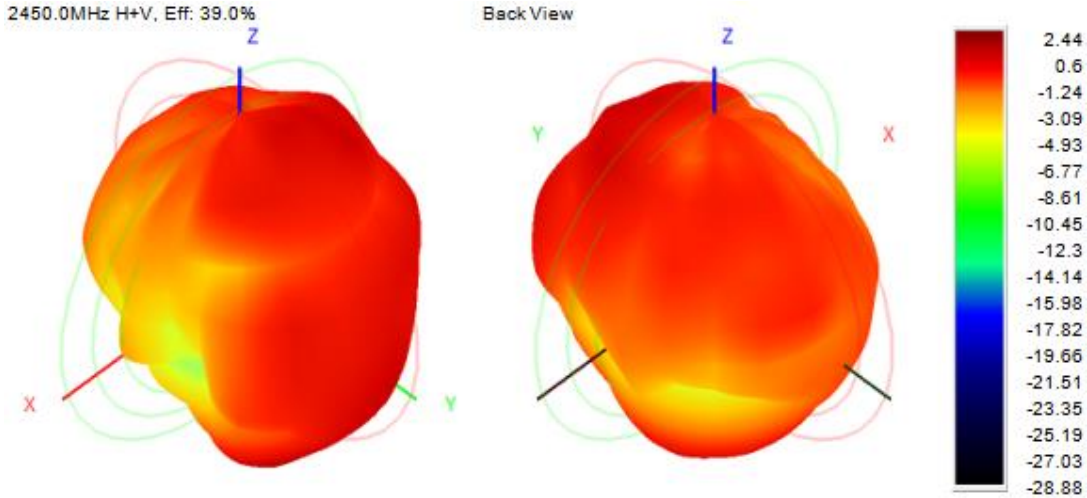

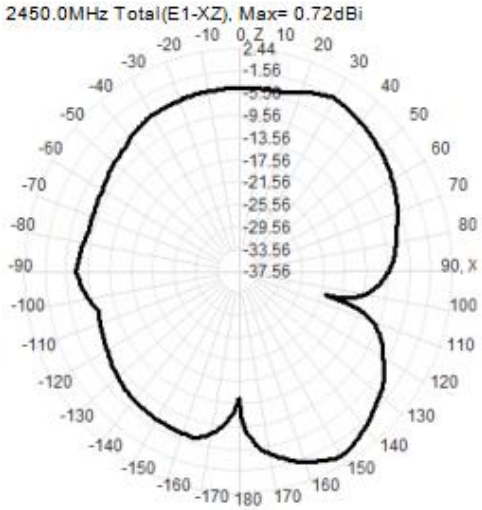

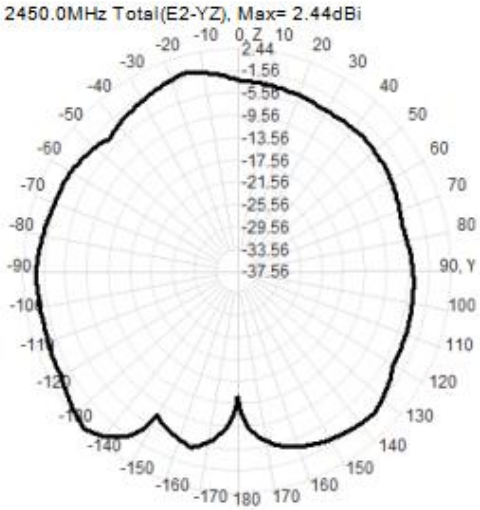

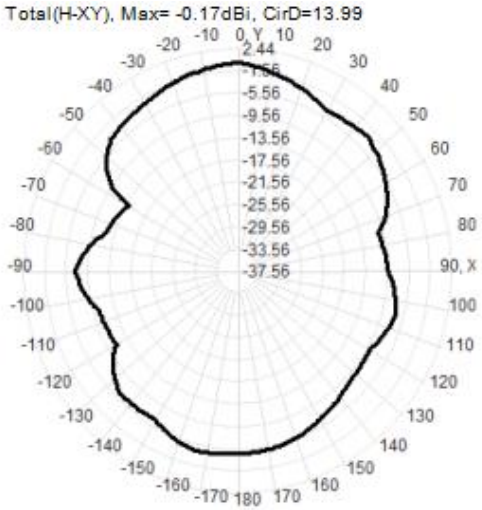

Test Result

2D&3D—— ANT

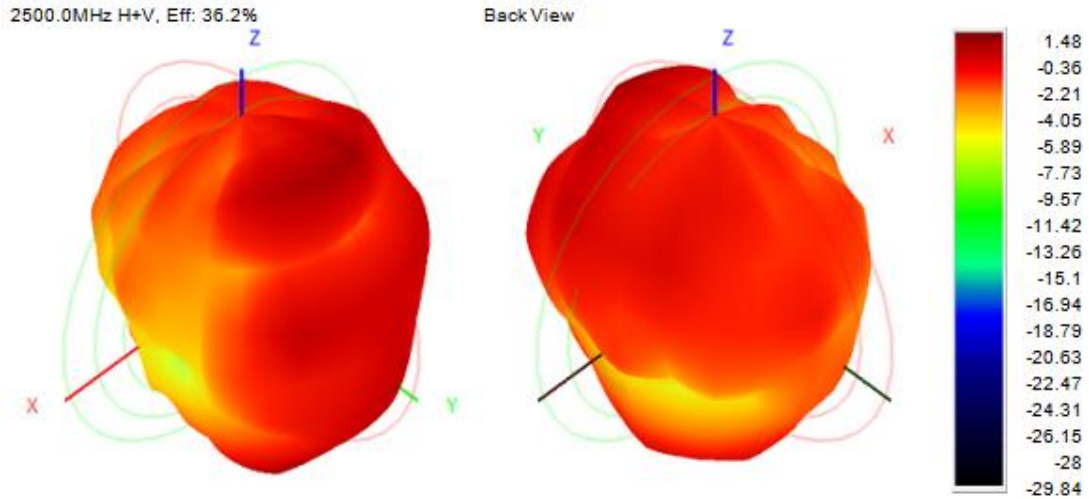

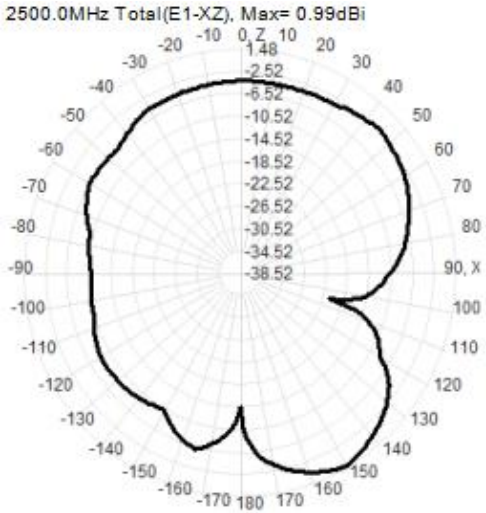

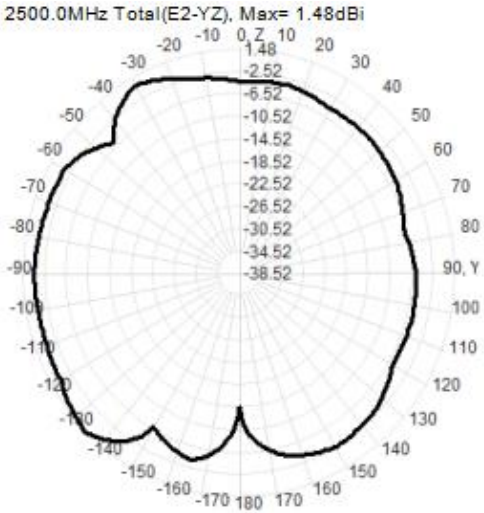

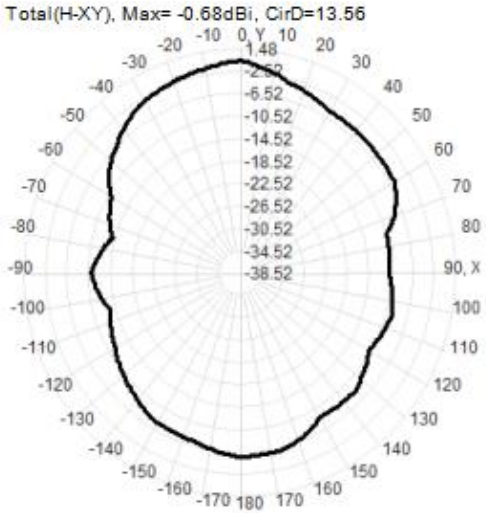

Thanks for your comment!