Test Mode	UNII-2C_TX AX(HE80) Mode 5530 MHz	Polarization	Vertical

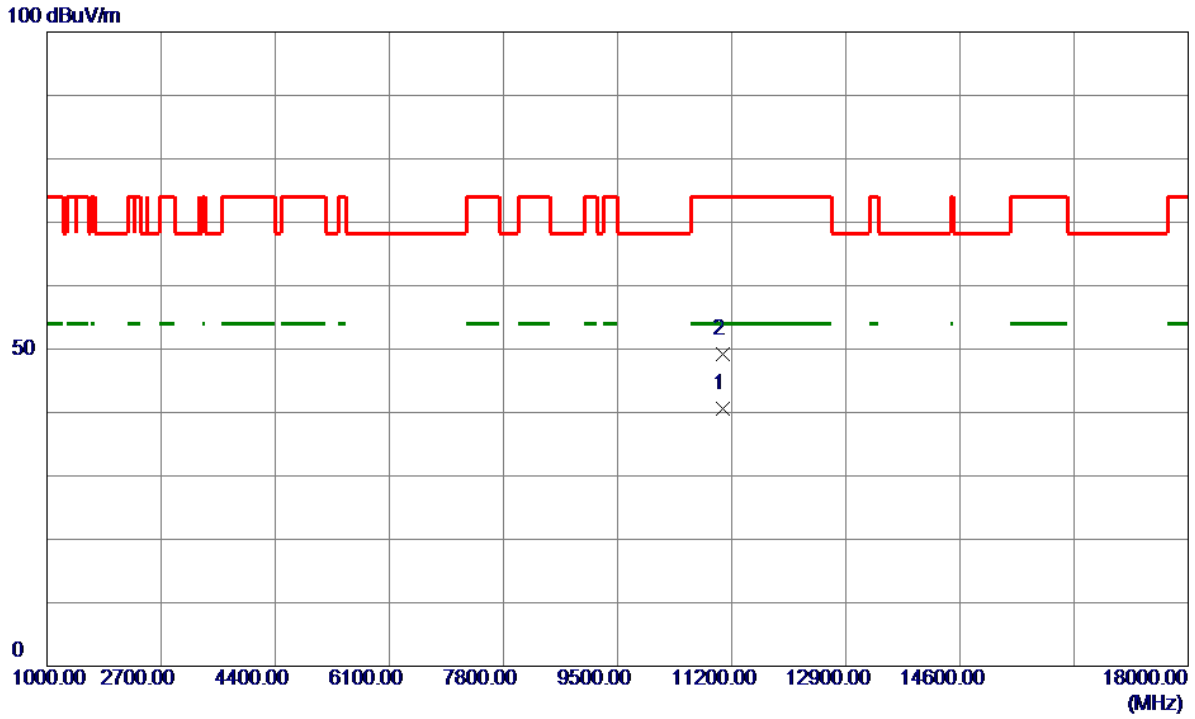

No.	Freq.	Reading Level	Correct Factor	Measure ment	Limit	Margin		
	MHz	dBuV/m	dB	dBuV/m	dBuV/m	dB	Detector	Comment
1 *	11060.0199	29.66	10.85	40.51	54.00	-13.49	AVG	
2	11060.1600	38.43	10.85	49.28	74.00	-24.72	Peak	

REMARKS:
(1) Measurement Value = Reading Level + Correct Factor.
(2) Margin Level = Measurement Value - Limit Value.

Test Mode	UNII-2C_TX AX(HE80) Mode 5610 MHz	Polarization	Vertical

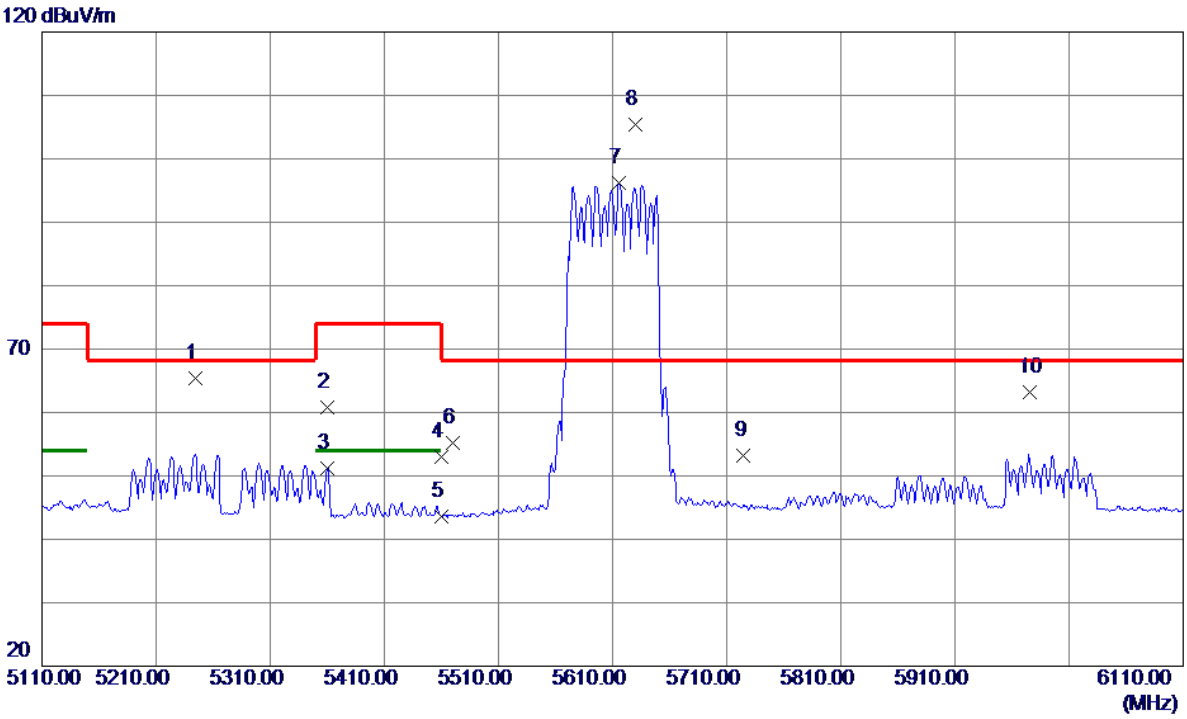

No.	Freq.	Reading Level	Correct Factor	Measure ment	Limit	Margin		
	MHz	dBuV/m	dB	dBuV/m	dBuV/m	dB	Detector	Comment
1	5244.0000	51.11	14.30	65.41	68.20	-2.79	Peak	
2	5360.0000	46.59	14.29	60.88	74.00	-13.12	Peak	
3	5360.0000	37.00	14.29	51.29	54.00	-2.71	AVG	
4	5460.0000	38.76	14.28	53.04	74.00	-20.96	Peak	
5	5460.0000	29.29	14.28	43.57	54.00	-10.43	AVG	
6	5470.0000	40.94	14.28	55.22	68.20	-12.98	Peak	
7	5616.0000	81.61	14.53	96.14	999.00	-902.86	AVG	No Limit
8 *	5630.0000	90.87	14.56	105.43	68.20	37.23	Peak	No Limit
9	5725.0000	38.35	14.77	53.12	68.20	-15.08	Peak	
10	5975.0000	47.93	15.32	63.25	68.20	-4.95	Peak	

REMARKS:
(1) Measurement Value = Reading Level + Correct Factor.
(2) Margin Level = Measurement Value - Limit Value.

Test Mode	UNII-2C_TX AX(HE80) Mode 5610 MHz	Polarization	Vertical

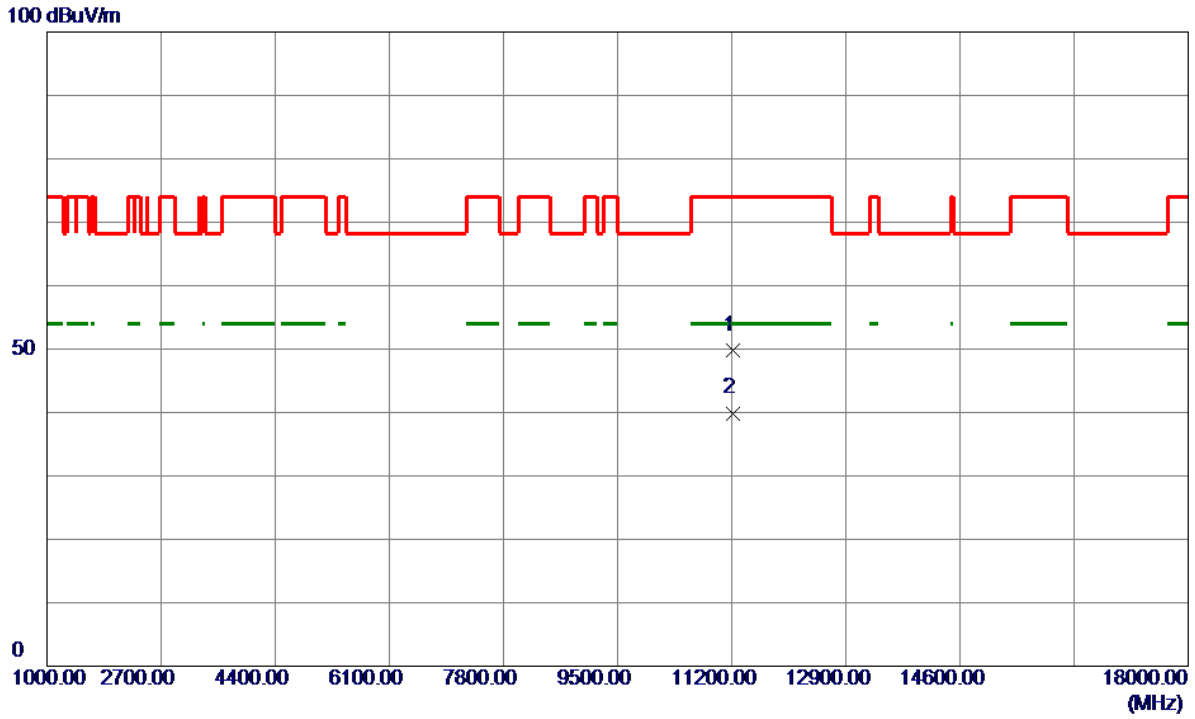

No.	Freq.	Reading Level	Correct Factor	Measure ment	Limit	Margin		
	MHz	dBuV/m	dB	dBuV/m	dBuV/m	dB	Detector	Comment
1	11219.4400	38.85	10.94	49.79	74.00	-24.21	Peak	
2 *	11220.0100	28.96	10.94	39.90	54.00	-14.10	AVG	

REMARKS:
(1) Measurement Value = Reading Level + Correct Factor.
(2) Margin Level = Measurement Value - Limit Value.

Test Mode	UNII-3_TX A Mode 5745 MHz	Polarization	Vertical

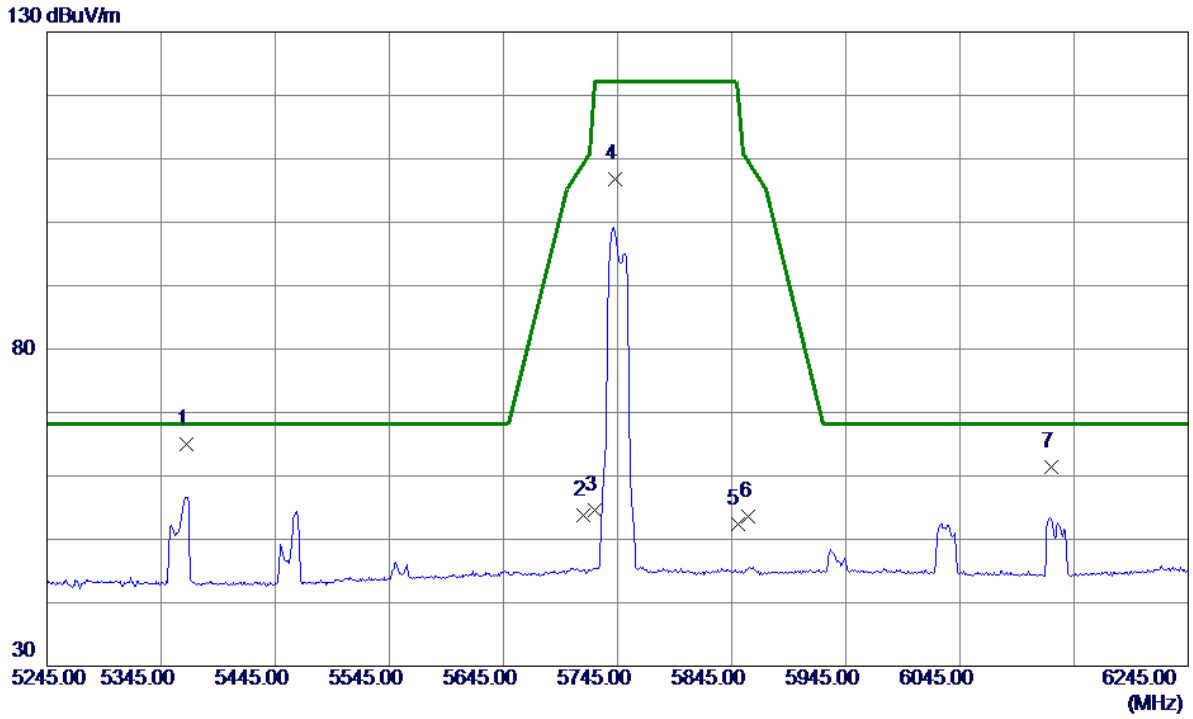

No.	Freq.	Reading Level	Correct Factor	Measure ment	Limit	Margin		
	MHz	dBuV/m	dB	dBuV/m	dBuV/m	dB	Detector	Comment
1 *	5367.0000	50.77	14.29	65.06	68.20	-3.14	Peak	
2	5715.0000	39.04	14.75	53.79	109.40	-55.61	Peak	
3	5725.0000	39.78	14.77	54.55	122.20	-67.65	Peak	
4	5743.0000	92.04	14.81	106.85	122.20	-15.35	Peak	No Limit
5	5850.0000	37.39	15.04	52.43	122.20	-69.77	Peak	
6	5860.0000	38.59	15.06	53.65	109.40	-55.75	Peak	
7	6125.0000	45.47	15.94	61.41	68.20	-6.79	Peak	

REMARKS:
(1) Measurement Value = Reading Level + Correct Factor.
(2) Margin Level = Measurement Value - Limit Value.

Test Mode	UNII-3_TX A Mode 5745 MHz	Polarization	Vertical

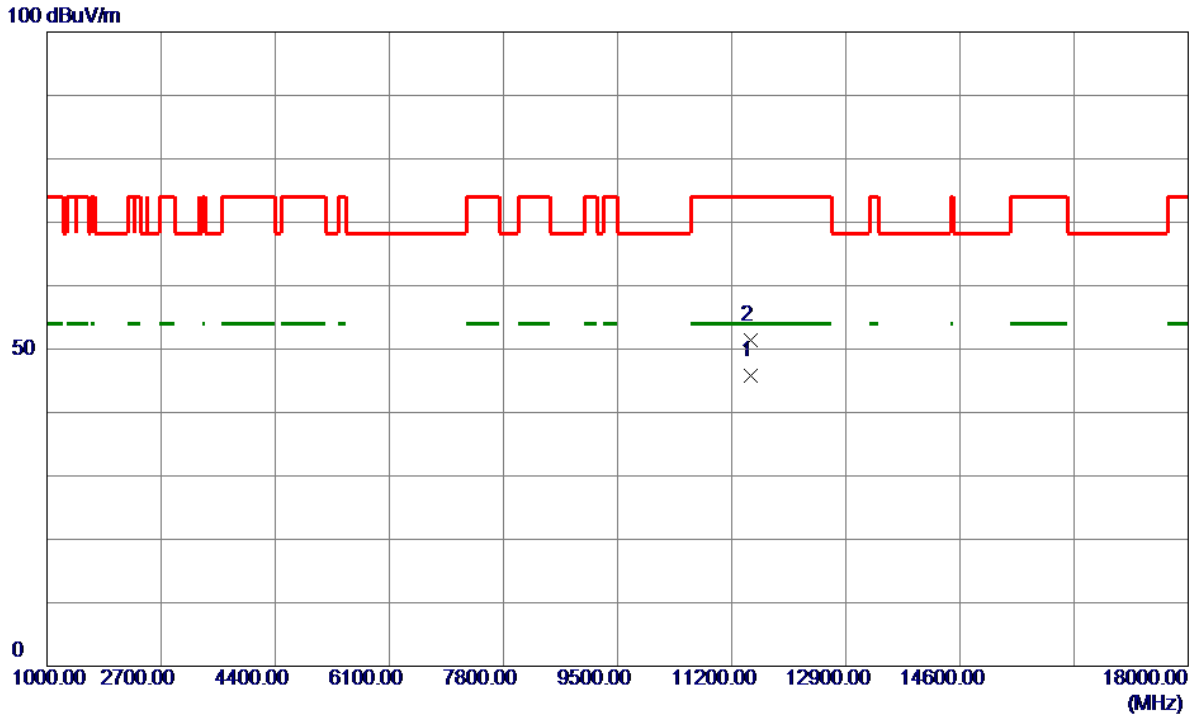

No.	Freq.	Reading Level	Correct Factor	Measure ment	Limit	Margin		
	MHz	dBuV/m	dB	dBuV/m	dBuV/m	dB	Detector	Comment
1 *	11490.0000	34.74	11.10	45.84	54.00	-8.16	AVG	
2	11490.2000	40.24	11.10	51.34	74.00	-22.66	Peak	

REMARKS:
(1) Measurement Value = Reading Level + Correct Factor.
(2) Margin Level = Measurement Value - Limit Value.

Test Mode	UNII-3_TX A Mode 5785 MHz	Polarization	Vertical

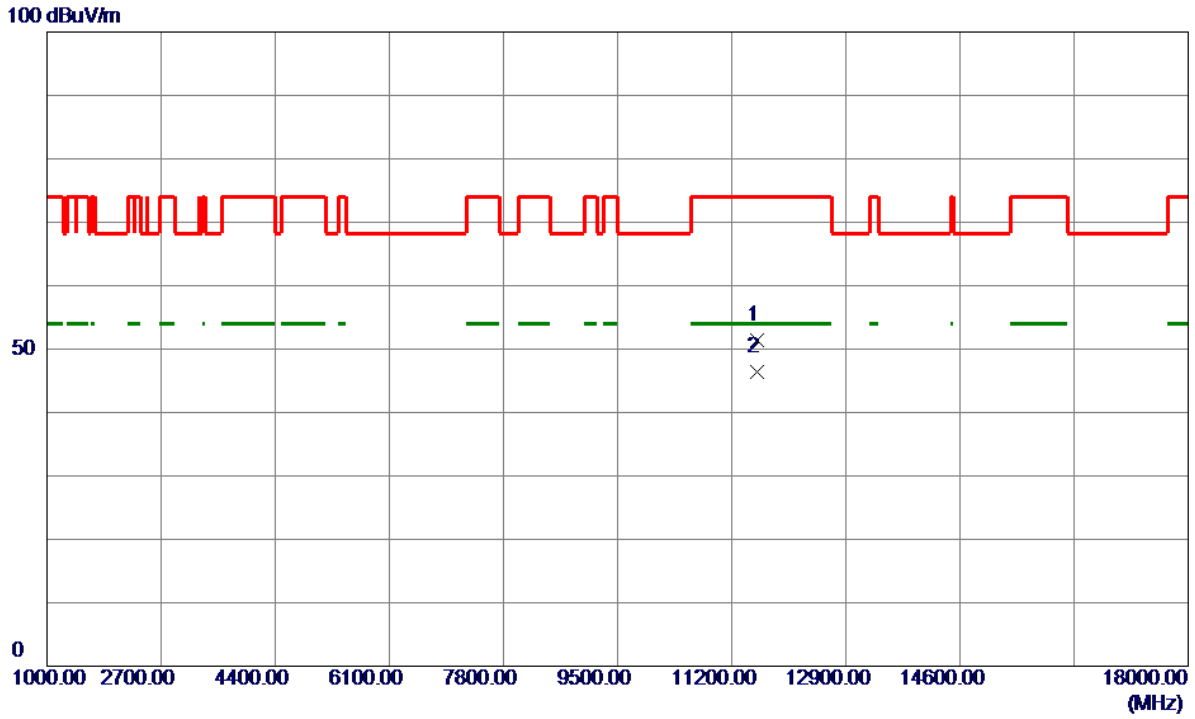

No.	Freq.	Reading Level	Correct Factor	Measure ment	Limit	Margin		
	MHz	dBuV/m	dB	dBuV/m	dBuV/m	dB	Detector	Comment
1	11569.9000	40.32	11.10	51.42	74.00	-22.58	Peak	
2 *	11570.0000	35.29	11.10	46.39	54.00	-7.61	AVG	

REMARKS:
(1) Measurement Value = Reading Level + Correct Factor.
(2) Margin Level = Measurement Value - Limit Value.

Test Mode	UNII-3_TX A Mode 5825 MHz	Polarization	Vertical

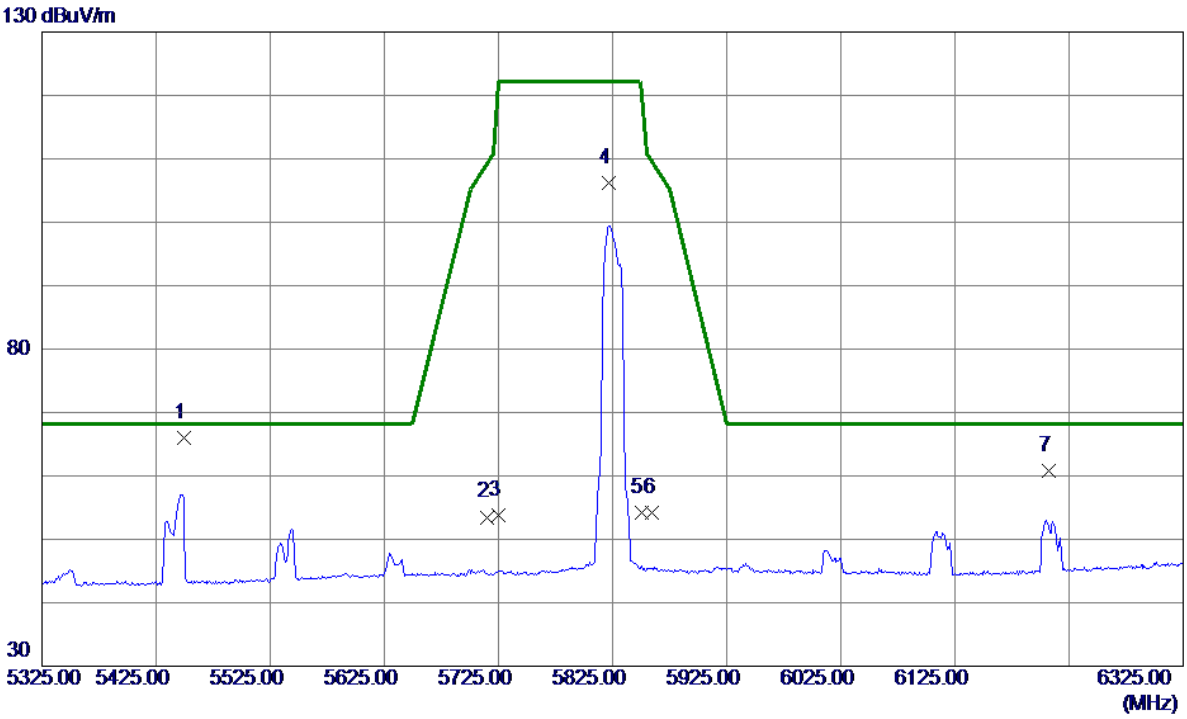

No.	Freq.	Reading Level	Correct Factor	Measure ment	Limit	Margin		
	MHz	dBuV/m	dB	dBuV/m	dBuV/m	dB	Detector	Comment
1 *	5449.0000	51.65	14.28	65.93	68.20	-2.27	Peak	
2	5715.0000	38.75	14.75	53.50	109.40	-55.90	Peak	
3	5725.0000	39.00	14.77	53.77	122.20	-68.43	Peak	
4	5822.0000	91.30	14.98	106.28	122.20	-15.92	Peak	No Limit
5	5850.0000	39.23	15.04	54.27	122.20	-67.93	Peak	
6	5860.0000	39.22	15.06	54.28	109.40	-55.12	Peak	
7	6207.0000	44.45	16.32	60.77	68.20	-7.43	Peak	

REMARKS:
(1) Measurement Value = Reading Level + Correct Factor.
(2) Margin Level = Measurement Value - Limit Value.

Test Mode	UNII-3_TX A Mode 5825 MHz	Polarization	Vertical

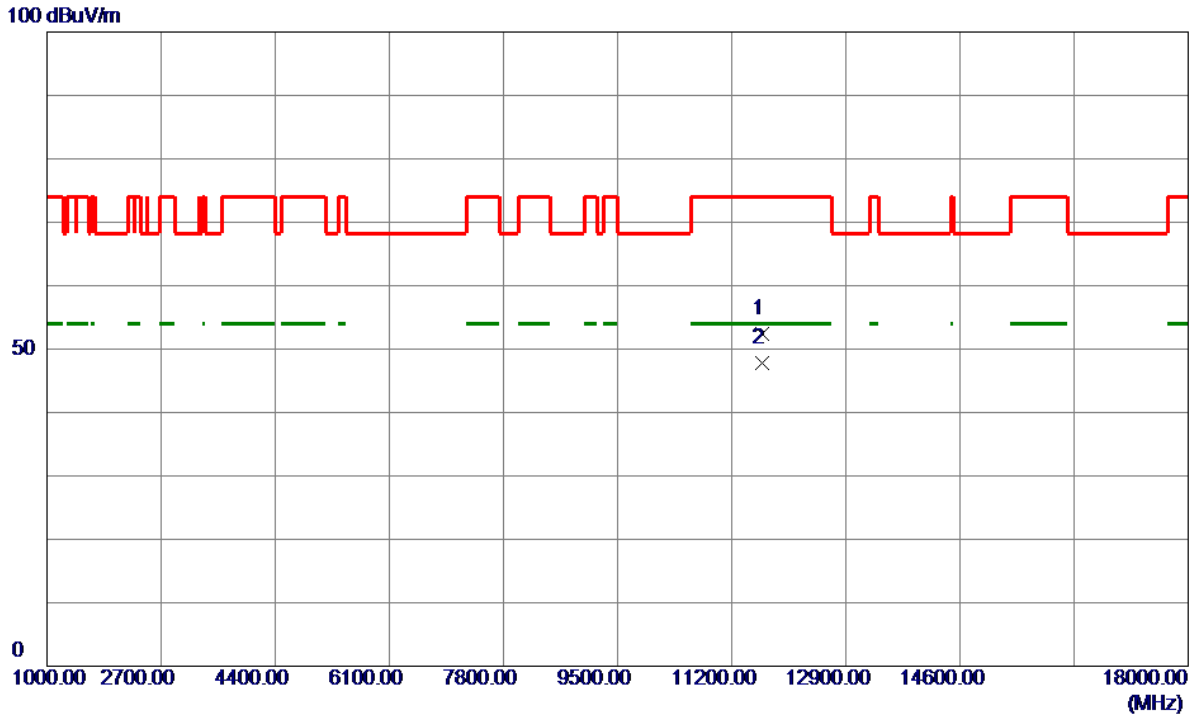

No.	Freq.	Reading Level	Correct Factor	Measure ment	Limit	Margin		
	MHz	dBuV/m	dB	dBuV/m	dBuV/m	dB	Detector	Comment
1	11648.4800	41.22	11.09	52.31	74.00	-21.69	Peak	
2 *	11650.5350	36.70	11.09	47.79	54.00	-6.21	AVG	

REMARKS:
(1) Measurement Value = Reading Level + Correct Factor.
(2) Margin Level = Measurement Value - Limit Value.

Test Mode	UNII-3_TX AX(HE20) Mode 5745 MHz	Polarization	Vertical

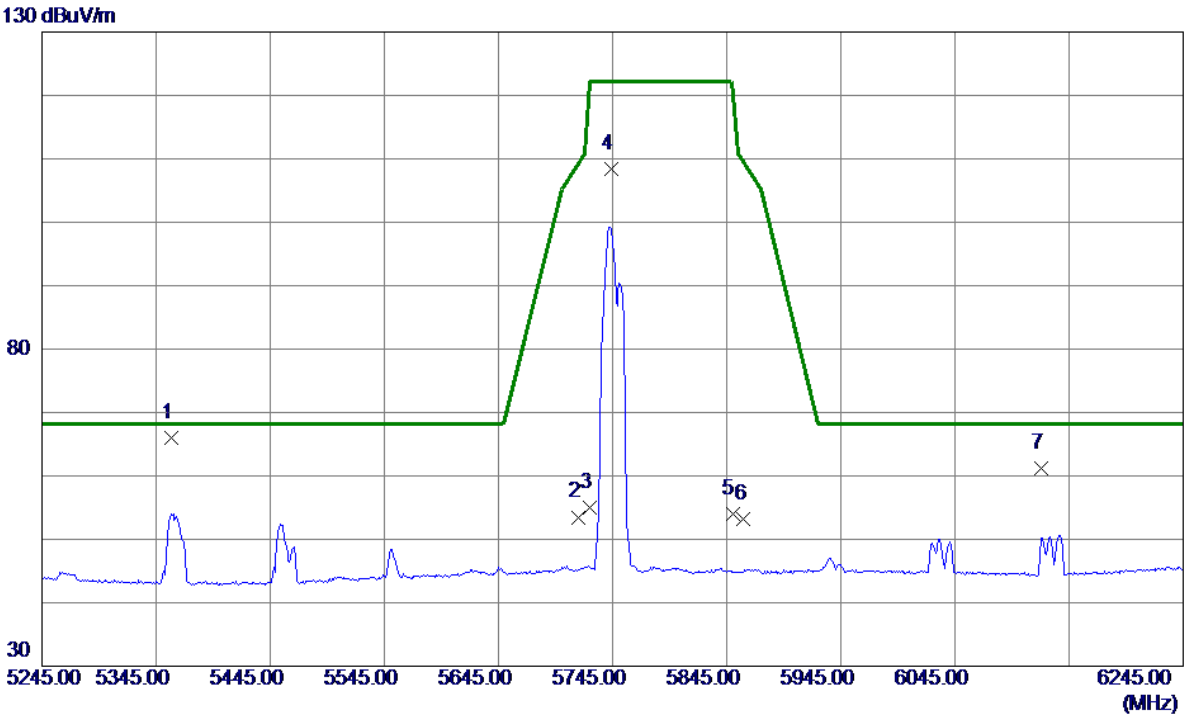

No.	Freq.	Reading Level	Correct Factor	Measure ment	Limit	Margin		
	MHz	dBuV/m	dB	dBuV/m	dBuV/m	dB	Detector	Comment
1 *	5358.0000	51.63	14.29	65.92	68.20	-2.28	Peak	
2	5715.0000	38.75	14.75	53.50	109.40	-55.90	Peak	
3	5725.0000	40.28	14.77	55.05	122.20	-67.15	Peak	
4	5744.0000	93.51	14.81	108.32	122.20	-13.88	Peak	No Limit
5	5850.0000	39.01	15.04	54.05	122.20	-68.15	Peak	
6	5860.0000	38.11	15.06	53.17	109.40	-56.23	Peak	
7	6121.0000	45.27	15.93	61.20	68.20	-7.00	Peak	

REMARKS:
(1) Measurement Value = Reading Level + Correct Factor.
(2) Margin Level = Measurement Value - Limit Value.

Test Mode	UNII-3_TX AX(HE20) Mode 5745 MHz	Polarization	Vertical

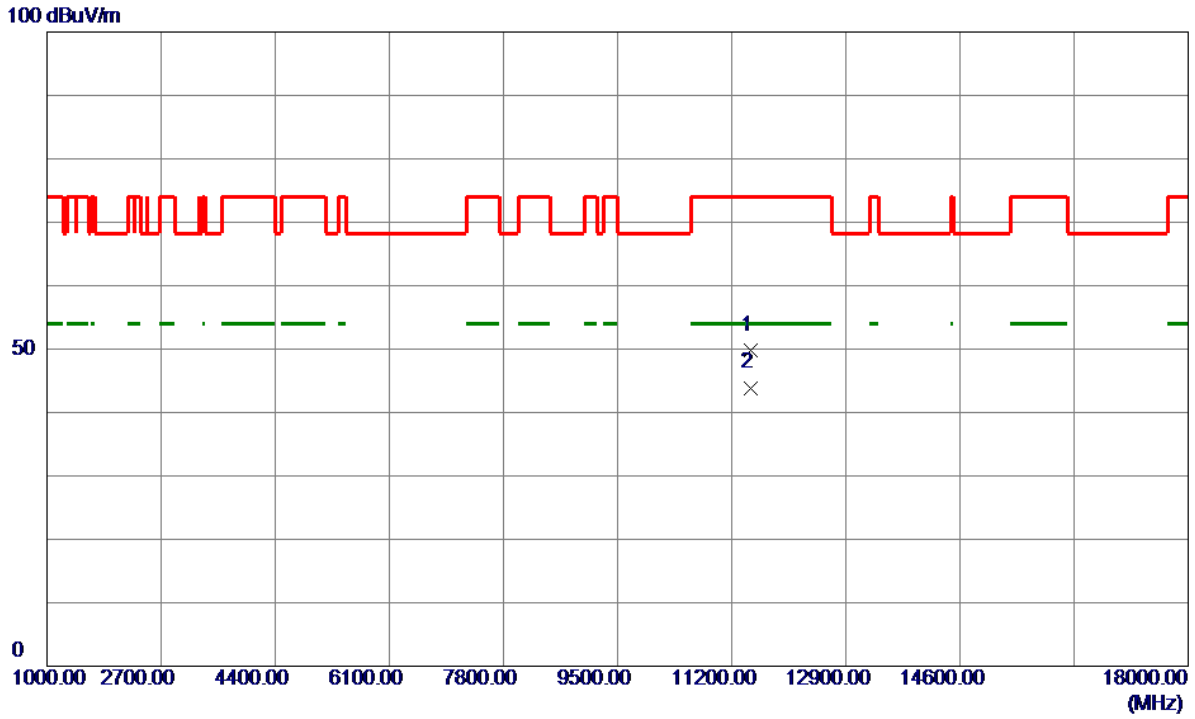

No.	Freq.	Reading Level	Correct Factor	Measure ment	Limit	Margin		
	MHz	dBuV/m	dB	dBuV/m	dBuV/m	dB	Detector	Comment
1	11489.5900	38.77	11.10	49.87	74.00	-24.13	Peak	
2 *	11490.0000	32.80	11.10	43.90	54.00	-10.10	AVG	

REMARKS:
(1) Measurement Value = Reading Level + Correct Factor.
(2) Margin Level = Measurement Value - Limit Value.

Test Mode	UNII-3_TX AX(HE20) Mode 5785 MHz	Polarization	Vertical

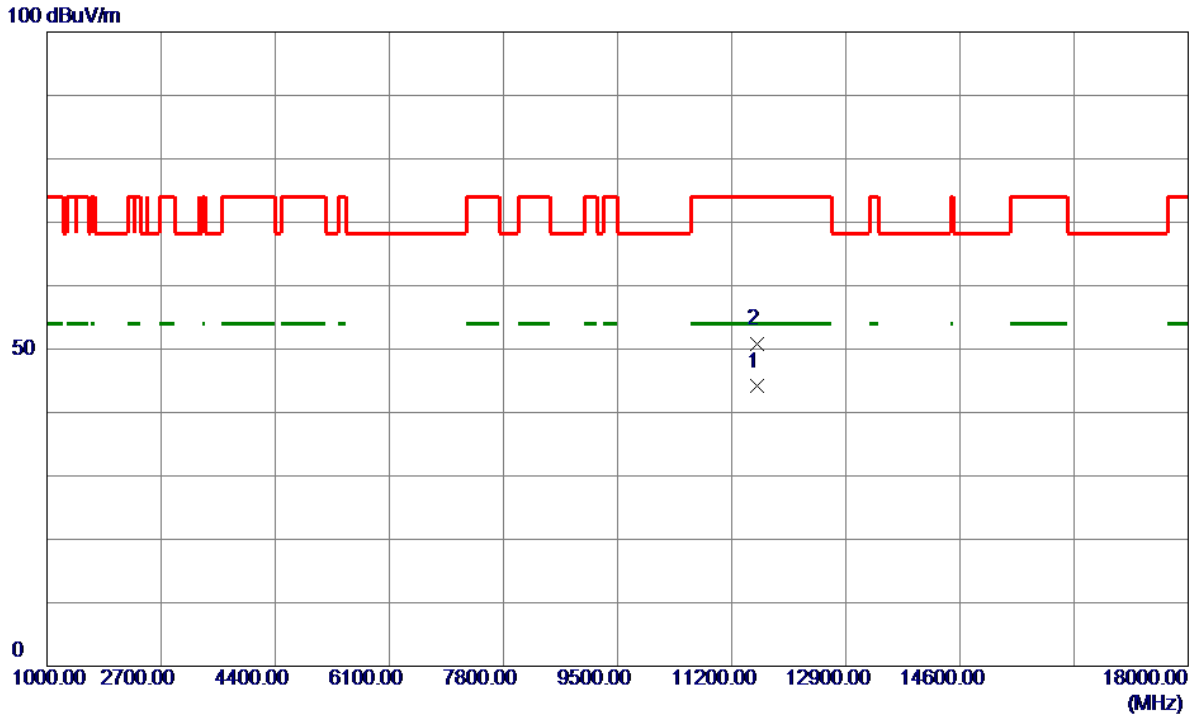

No.	Freq.	Reading Level	Correct Factor	Measure ment	Limit	Margin		
	MHz	dBuV/m	dB	dBuV/m	dBuV/m	dB	Detector	Comment
1 *	11570.1000	33.00	11.10	44.10	54.00	-9.90	AVG	
2	11570.3000	39.74	11.10	50.84	74.00	-23.16	Peak	

REMARKS:
(1) Measurement Value = Reading Level + Correct Factor.
(2) Margin Level = Measurement Value - Limit Value.

Test Mode	UNII-3_TX AX(HE20) Mode 5825 MHz	Polarization	Vertical

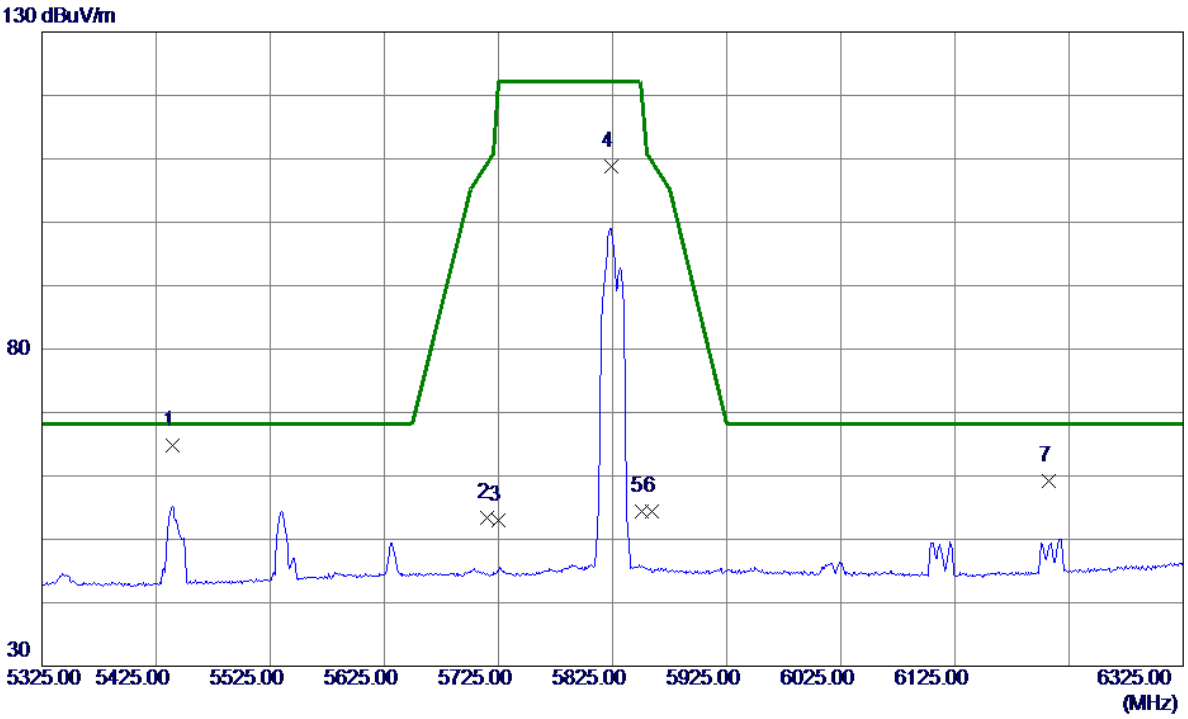

No.	Freq.	Reading Level	Correct Factor	Measure ment	Limit	Margin		
	MHz	dBuV/m	dB	dBuV/m	dBuV/m	dB	Detector	Comment
1 *	5439.0000	50.59	14.28	64.87	68.20	-3.33	Peak	
2	5715.0000	38.70	14.75	53.45	109.40	-55.95	Peak	
3	5725.0000	38.19	14.77	52.96	122.20	-69.24	Peak	
4	5824.0000	93.89	14.99	108.88	122.20	-13.32	Peak	No Limit
5	5850.0000	39.32	15.04	54.36	122.20	-67.84	Peak	
6	5860.0000	39.43	15.06	54.49	109.40	-54.91	Peak	
7	6207.0000	42.86	16.32	59.18	68.20	-9.02	Peak	

REMARKS:
(1) Measurement Value = Reading Level + Correct Factor.
(2) Margin Level = Measurement Value - Limit Value.

Test Mode	UNII-3_TX AX(HE20) Mode 5825 MHz	Polarization	Vertical

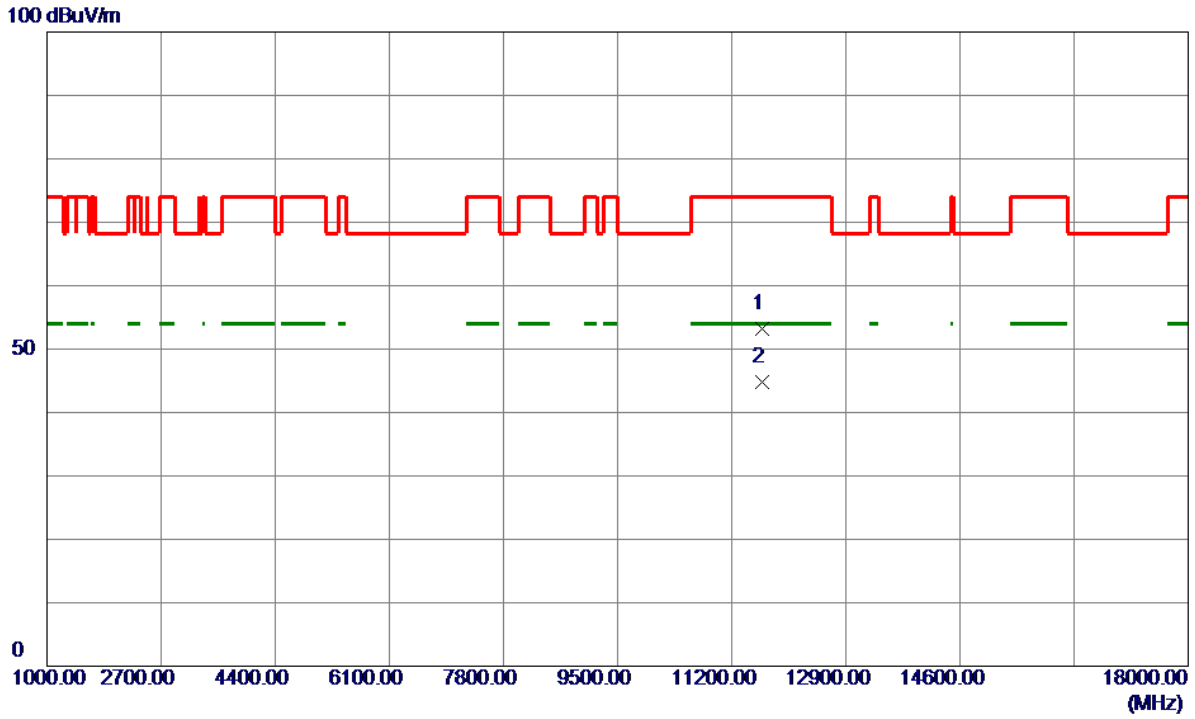

No.	Freq.	Reading Level	Correct Factor	Measure ment	Limit	Margin		
	MHz	dBuV/m	dB	dBuV/m	dBuV/m	dB	Detector	Comment
1	11646.7000	42.16	11.09	53.25	74.00	-20.75	Peak	
2 *	11650.0000	33.72	11.09	44.81	54.00	-9.19	AVG	

REMARKS:
(1) Measurement Value = Reading Level + Correct Factor.
(2) Margin Level = Measurement Value - Limit Value.

Test Mode	UNII-3_TX AX(HE40) Mode 5755 MHz	Polarization	Vertical

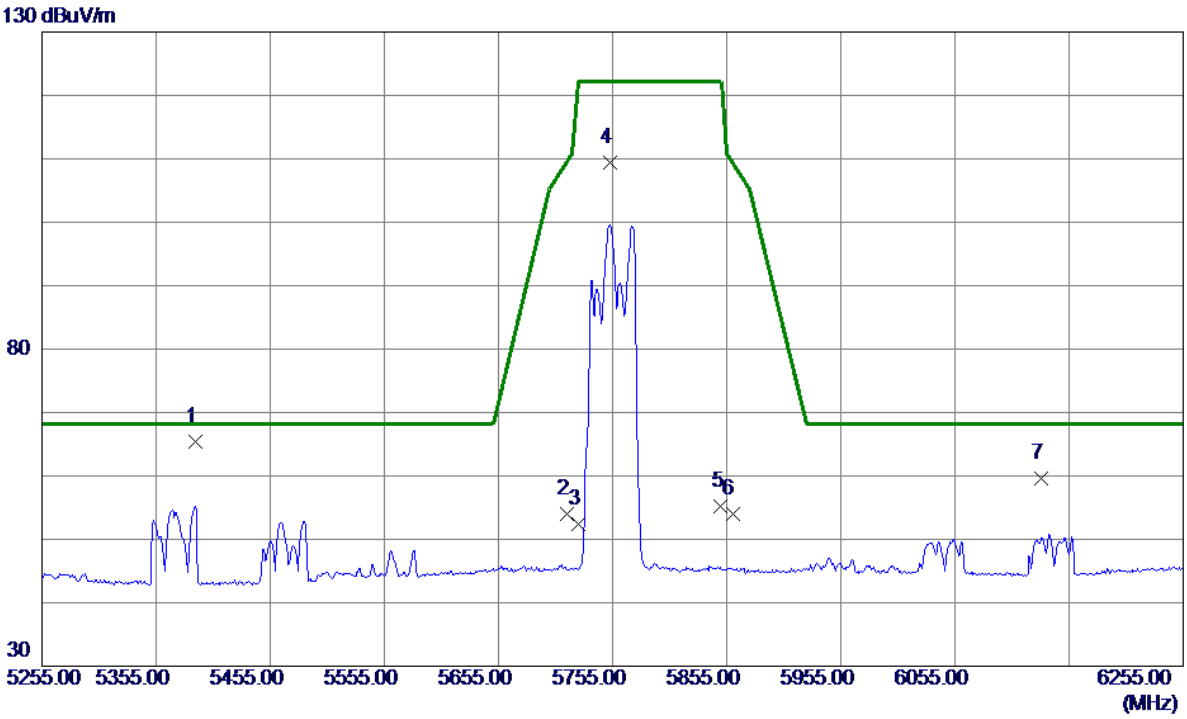

No.	Freq.	Reading Level	Correct Factor	Measure ment	Limit	Margin		
	MHz	dBuV/m	dB	dBuV/m	dBuV/m	dB	Detector	Comment
1 *	5389.0000	51.08	14.29	65.37	68.20	-2.83	Peak	
2	5715.0000	39.33	14.75	54.08	109.40	-55.32	Peak	
3	5725.0000	37.72	14.77	52.49	122.20	-69.71	Peak	
4	5753.0000	94.60	14.83	109.43	122.20	-12.77	Peak	No Limit
5	5850.0000	40.25	15.04	55.29	122.20	-66.91	Peak	
6	5860.0000	38.96	15.06	54.02	109.40	-55.38	Peak	
7	6131.0000	43.58	15.97	59.55	68.20	-8.65	Peak	

REMARKS:
(1) Measurement Value = Reading Level + Correct Factor.
(2) Margin Level = Measurement Value - Limit Value.

Test Mode	UNII-3_TX AX(HE40) Mode 5755 MHz	Polarization	Vertical

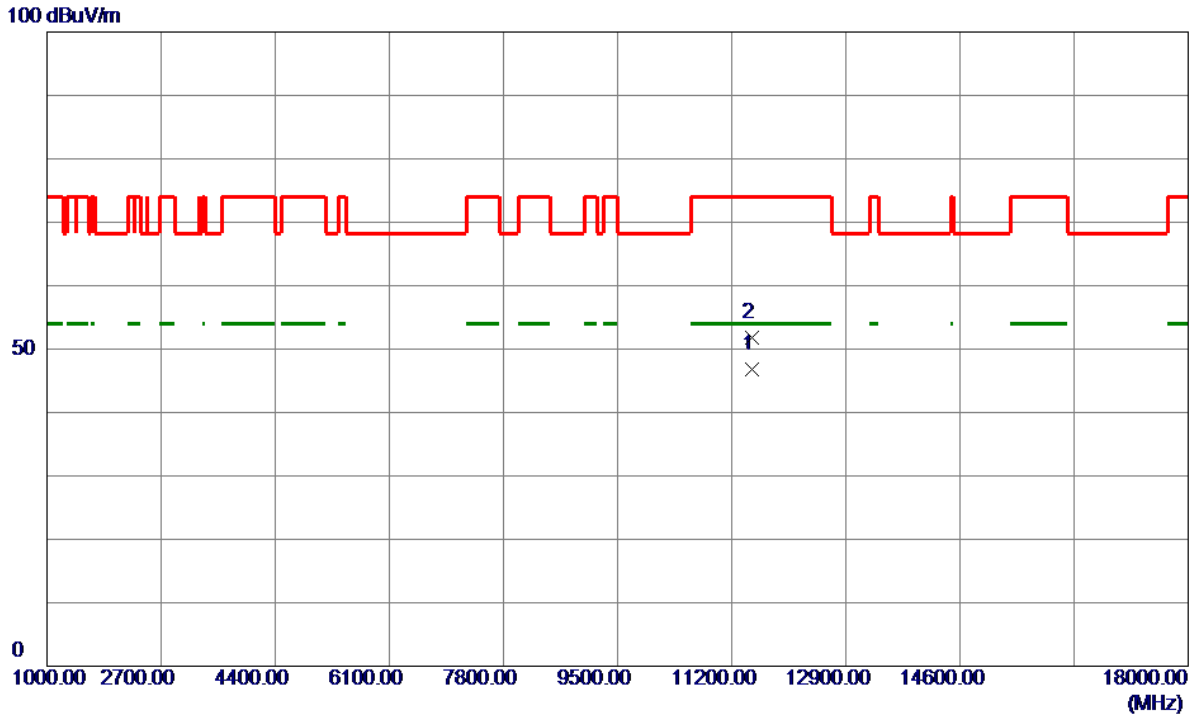

No.	Freq.	Reading Level	Correct Factor	Measure ment	Limit	Margin		
	MHz	dBuV/m	dB	dBuV/m	dBuV/m	dB	Detector	Comment
1 *	11509.9800	35.69	11.10	46.79	54.00	-7.21	AVG	
2	11510.2000	40.70	11.10	51.80	74.00	-22.20	Peak	

REMARKS:
(1) Measurement Value = Reading Level + Correct Factor.
(2) Margin Level = Measurement Value - Limit Value.

Test Mode	UNII-3_TX AX(HE40) Mode 5795 MHz	Polarization	Vertical

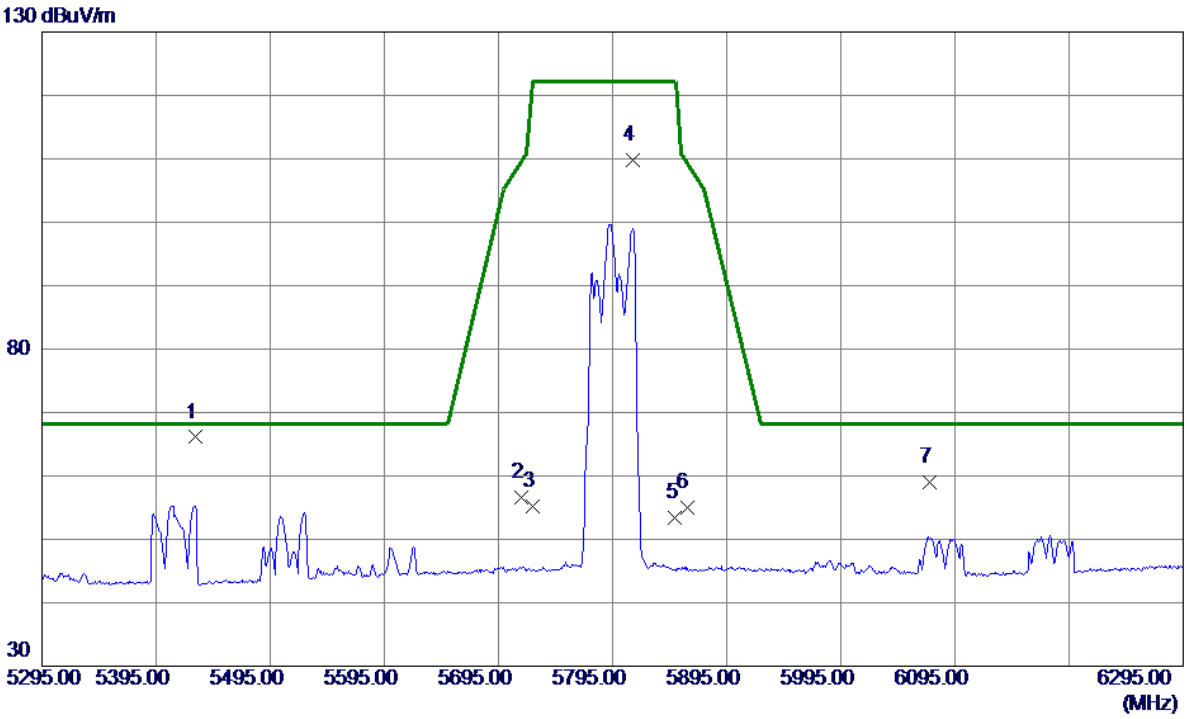

No.	Freq.	Reading Level	Correct Factor	Measure ment	Limit	Margin		
	MHz	dBuV/m	dB	dBuV/m	dBuV/m	dB	Detector	Comment
1 *	5429.0000	51.81	14.29	66.10	68.20	-2.10	Peak	
2	5715.0000	41.85	14.75	56.60	109.40	-52.80	Peak	
3	5725.0000	40.41	14.77	55.18	122.20	-67.02	Peak	
4	5813.0000	94.90	14.96	109.86	122.20	-12.34	Peak	No Limit
5	5850.0000	38.36	15.04	53.40	122.20	-68.80	Peak	
6	5860.0000	39.86	15.06	54.92	109.40	-54.48	Peak	
7	6073.0000	43.25	15.70	58.95	68.20	-9.25	Peak	

REMARKS:
(1) Measurement Value = Reading Level + Correct Factor.
(2) Margin Level = Measurement Value - Limit Value.

Test Mode	UNII-3_TX AX(HE40) Mode 5795 MHz	Polarization	Vertical

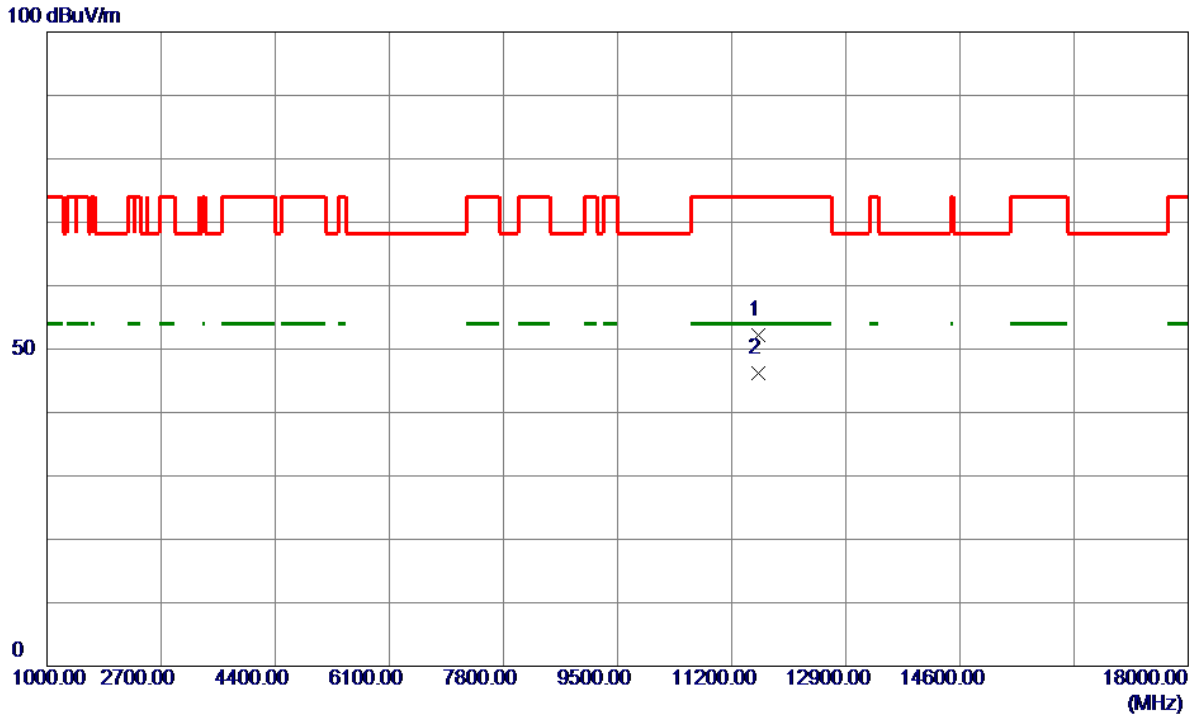

No.	Freq.	Reading Level	Correct Factor	Measure ment	Limit	Margin		
	MHz	dBuV/m	dB	dBuV/m	dBuV/m	dB	Detector	Comment
1	11589.2859	41.01	11.10	52.11	74.00	-21.89	Peak	
2 *	11589.4040	35.11	11.10	46.21	54.00	-7.79	AVG	

REMARKS:
(1) Measurement Value = Reading Level + Correct Factor.
(2) Margin Level = Measurement Value - Limit Value.

Test Mode	UNII-3_TX AX(HE80) Mode 5775 MHz	Polarization	Vertical

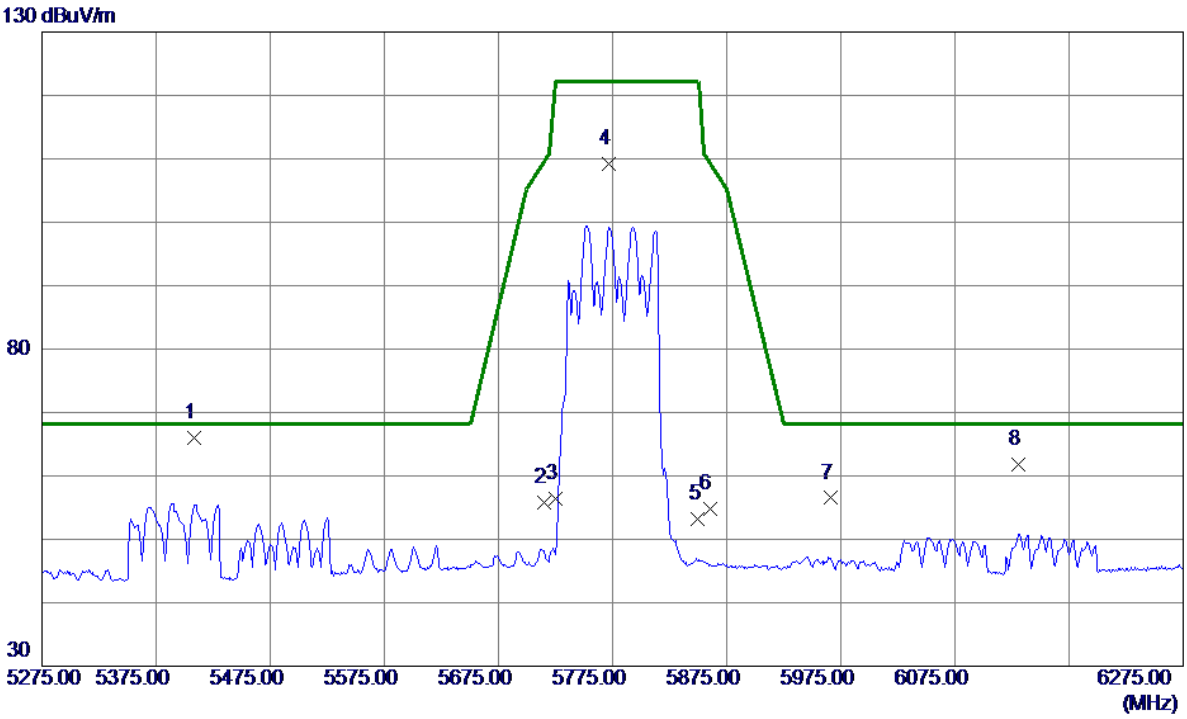

No.	Freq.	Reading Level	Correct Factor	Measure ment	Limit	Margin		
	MHz	dBuV/m	dB	dBuV/m	dBuV/m	dB	Detector	Comment
1 *	5408.0000	51.71	14.29	66.00	68.20	-2.20	Peak	
2	5715.0000	40.98	14.75	55.73	109.40	-53.67	Peak	
3	5725.0000	41.60	14.77	56.37	122.20	-65.83	Peak	
4	5772.0000	94.42	14.87	109.29	122.20	-12.91	Peak	No Limit
5	5850.0000	38.22	15.04	53.26	122.20	-68.94	Peak	
6	5860.0000	39.80	15.06	54.86	109.40	-54.54	Peak	
7	5966.0000	41.20	15.30	56.50	68.20	-11.70	Peak	
8	6131.0000	45.85	15.97	61.82	68.20	-6.38	Peak	

REMARKS:
(1) Measurement Value = Reading Level + Correct Factor.
(2) Margin Level = Measurement Value - Limit Value.

Test Mode	UNII-3_TX AX(HE80) Mode 5775 MHz	Polarization	Vertical

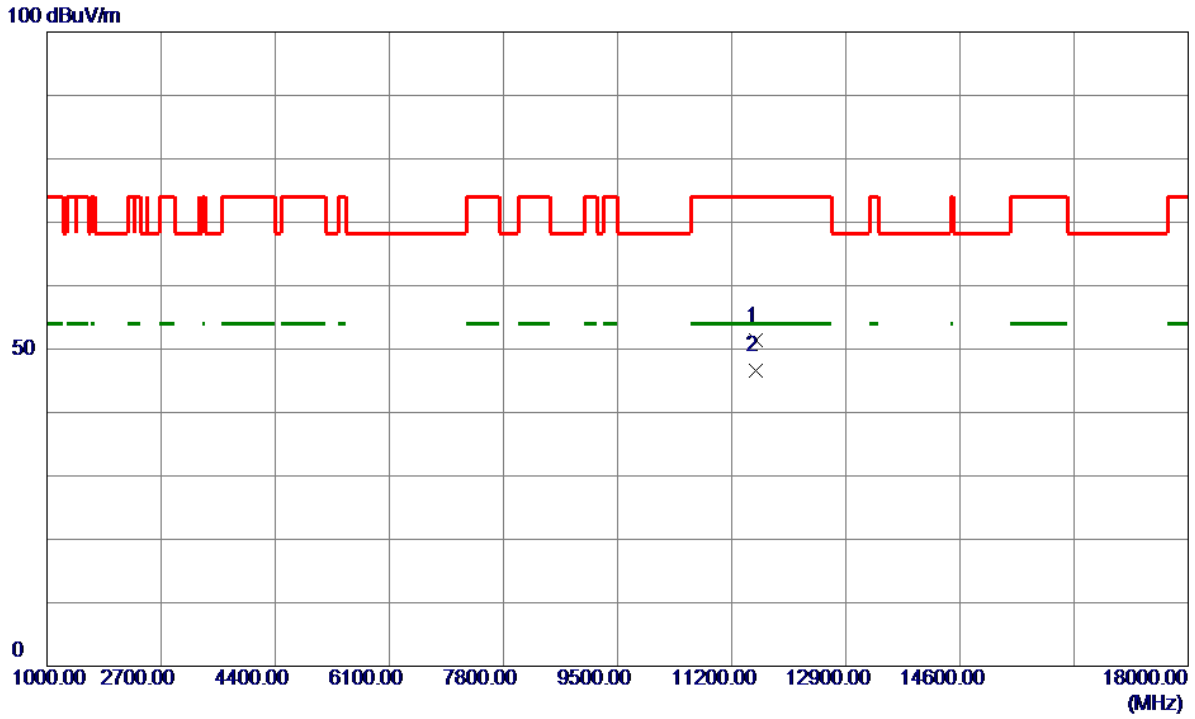

No.	Freq.	Reading Level	Correct Factor	Measure ment	Limit	Margin		
	MHz	dBuV/m	dB	dBuV/m	dBuV/m	dB	Detector	Comment
1	11549.9800	40.20	11.10	51.30	74.00	-22.70	Peak	
2 *	11550.0100	35.59	11.10	46.69	54.00	-7.31	AVG	

REMARKS:
(1) Measurement Value = Reading Level + Correct Factor.
(2) Margin Level = Measurement Value - Limit Value.

Test Mode	UNII-3_TX AX(HE20) Mode 5785 MHz	Polarization	Vertical

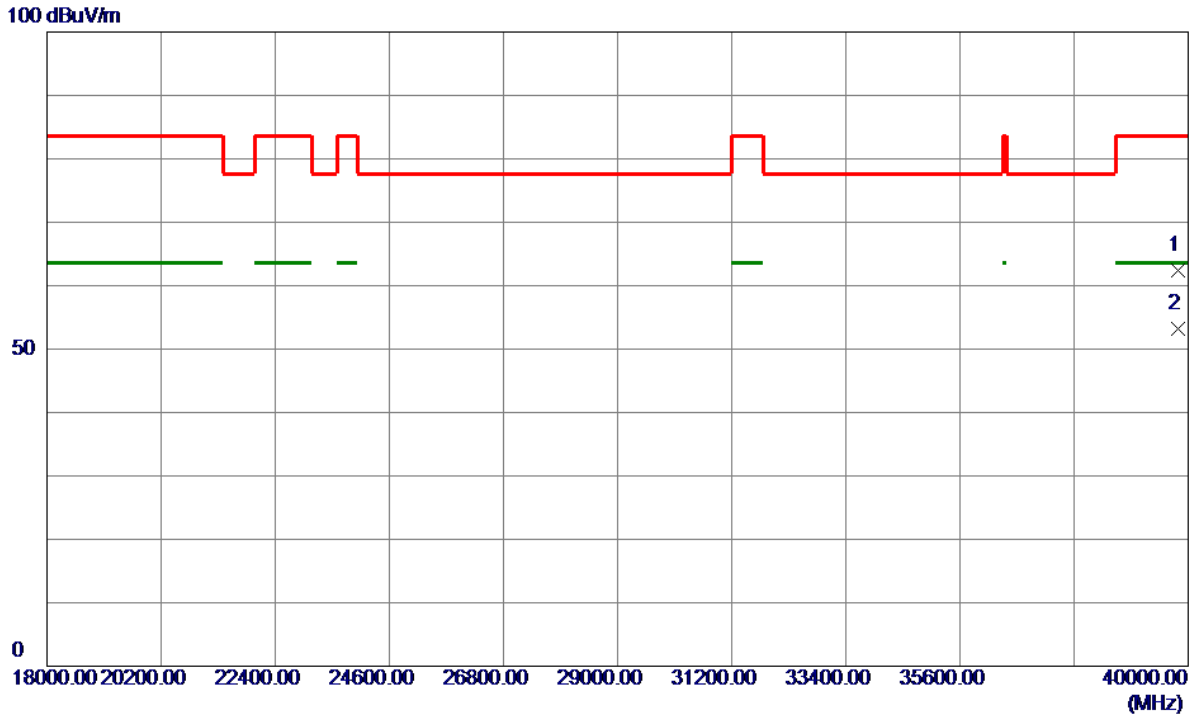

No.	Freq.	Reading Level	Correct Factor	Measure ment	Limit	Margin		
	MHz	dBuV/m	dB	dBuV/m	dBuV/m	dB	Detector	Comment
1	39802.0000	51.49	10.89	62.38	83.50	-21.12	Peak	
2 *	39802.0000	42.35	10.89	53.24	63.50	-10.26	AVG	

REMARKS:
(1) Measurement Value = Reading Level + Correct Factor.
(2) Margin Level = Measurement Value - Limit Value.

Test Mode	UNII-3_TX AX(HE20) Mode 5785 MHz	Polarization	Horizontal

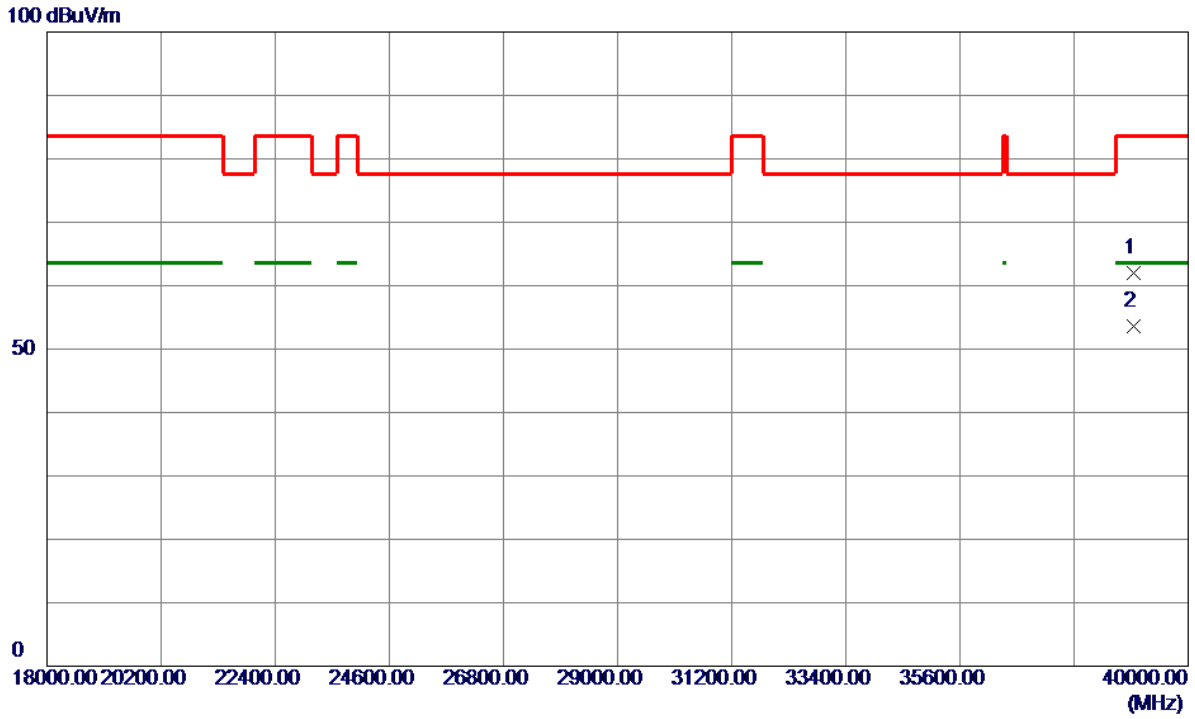

No.	Freq.	Reading Level	Correct Factor	Measure ment	Limit	Margin		
	MHz	dBuV/m	dB	dBuV/m	dBuV/m	dB	Detector	Comment
1	38944.0000	50.79	11.19	61.98	83.50	-21.52	Peak	
2 *	38944.0000	42.36	11.19	53.55	63.50	-9.95	AVG	

REMARKS:
(1) Measurement Value = Reading Level + Correct Factor.
(2) Margin Level = Measurement Value - Limit Value.

APPENDIX E - BANDWIDTH

Test Mode	UNII-1_TX A Mode

Channel	Frequency (MHz)	26 dB Bandwidth (MHz)	99 % Occupied Bandwidth (MHz)
36	5180	23.040	17.156
40	5200	22.620	17.219
48	5240	22.800	17.165

CH36 **CH40** **CH48**

26 dB Bandwidth

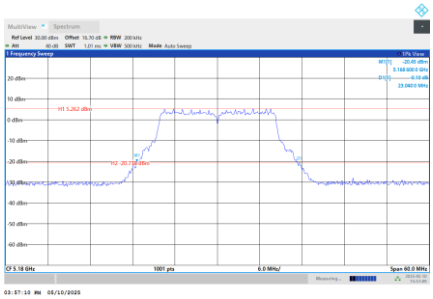

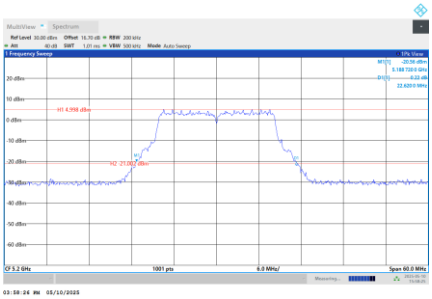

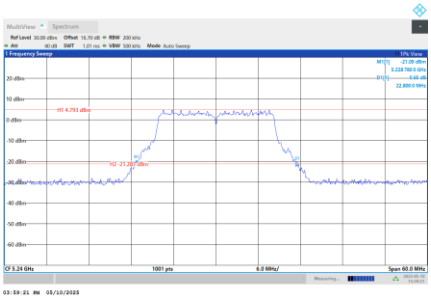

99 % Occupied Bandwidth

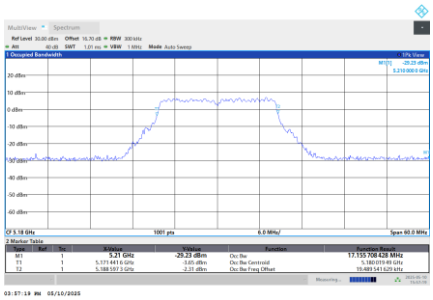

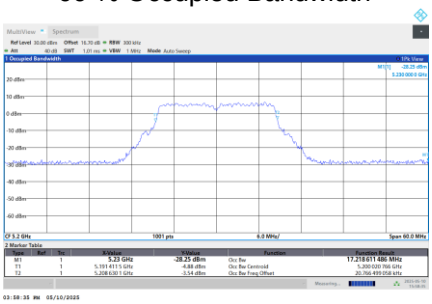

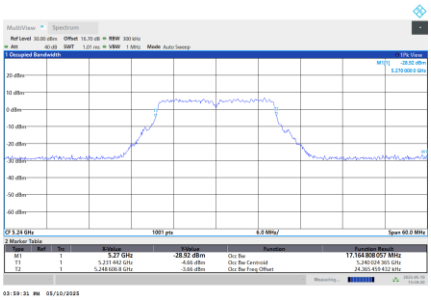

Test Mode	UNII-1_TX AX(HE20) Mode

Channel	Frequency (MHz)	26 dB Bandwidth (MHz)	99 % Occupied Bandwidth (MHz)
36	5180	22.920	19.217
40	5200	23.040	19.210
48	5240	23.160	19.233

CH36 **CH40** **CH48**

26 dB Bandwidth

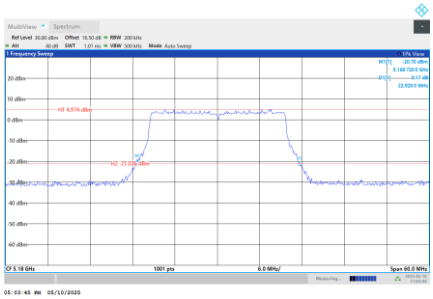

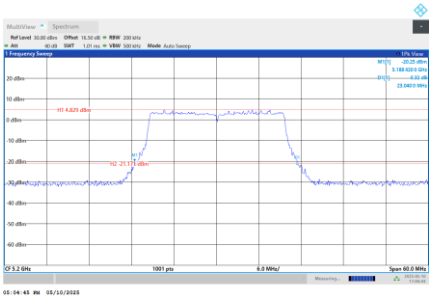

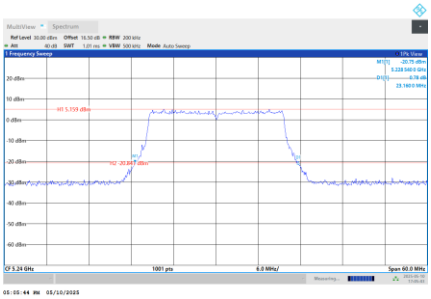

99 % Occupied Bandwidth

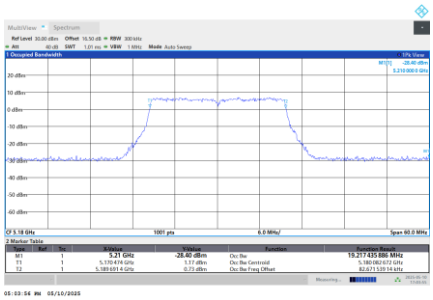

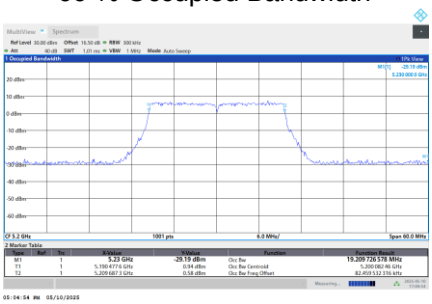

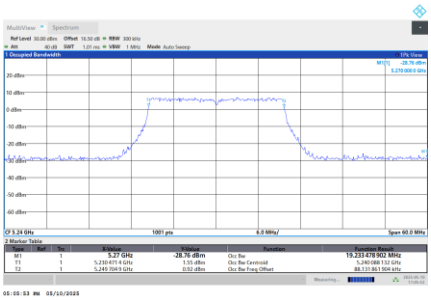

Test Mode	UNII-1_TX AX(HE40) Mode

Channel	Frequency (MHz)	26 dB Bandwidth (MHz)	99 % Occupied Bandwidth (MHz)
38	5190	45.100	38.497
46	5230	44.100	38.564

CH38

CH46

26 dB Bandwidth

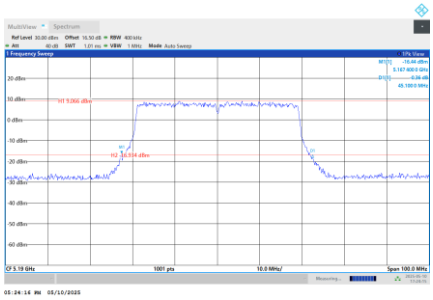

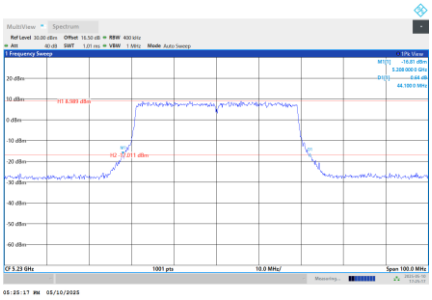

99 % Occupied Bandwidth

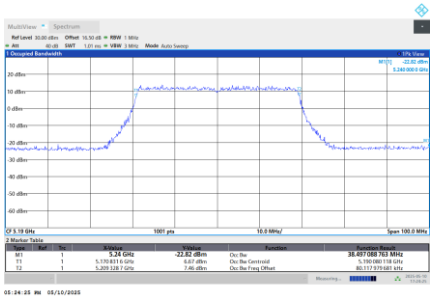

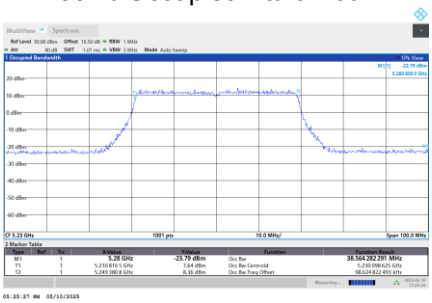

Test Mode	UNII-1_TX AX(HE80) Mode

Channel	Frequency (MHz)	26 dB Bandwidth (MHz)	99 % Occupied Bandwidth (MHz)
42	5210	91.800	77.879

CH42

26 dB Bandwidth

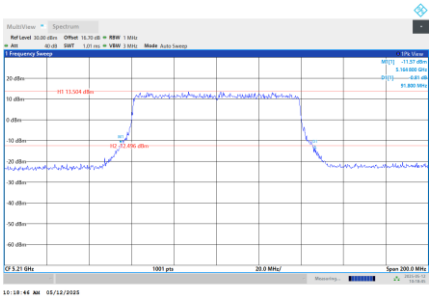

99 % Occupied Bandwidth

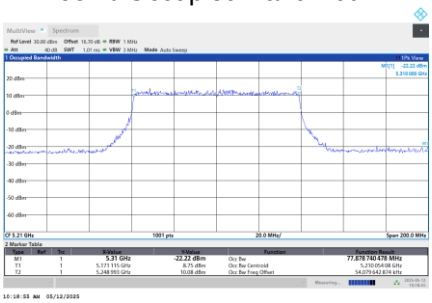

Test Mode	UNII-2A_TX A Mode

Channel	Frequency (MHz)	26 dB Bandwidth (MHz)	99 % Occupied Bandwidth (MHz)
52	5260	22.440	18.063
60	5300	22.560	17.872
64	5320	22.560	17.916

CH52 **CH60** **CH64**

26 dB Bandwidth

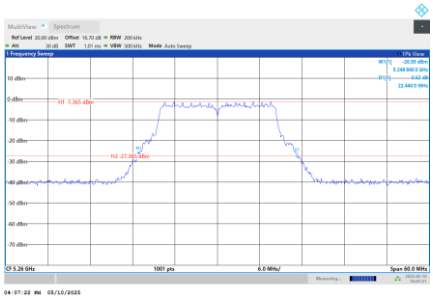

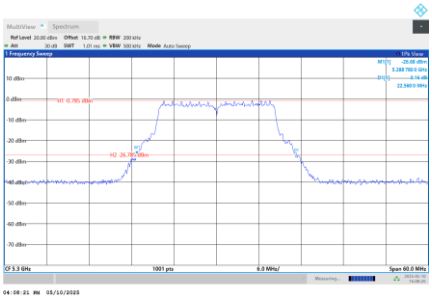

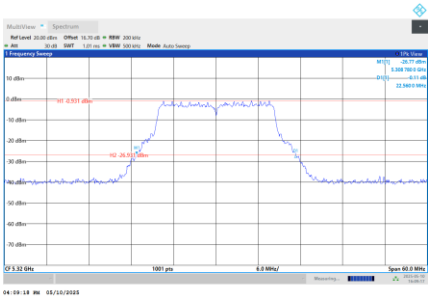

99 % Occupied Bandwidth

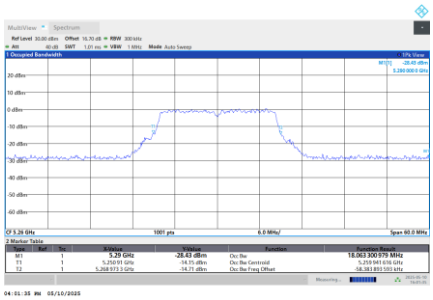

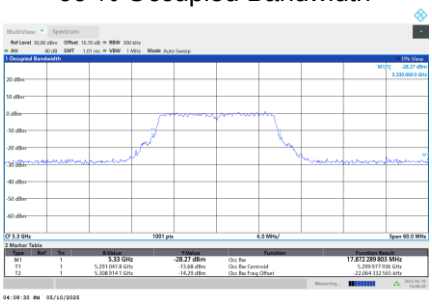

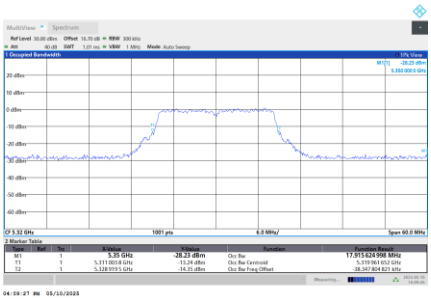

Test Mode	UNII-2A_TX AX(HE20) Mode

Channel	Frequency (MHz)	26 dB Bandwidth (MHz)	99 % Occupied Bandwidth (MHz)
52	5260	22.980	19.317
60	5300	22.980	19.345
64	5320	23.160	19.365

CH52 **CH60** **CH64**

26 dB Bandwidth

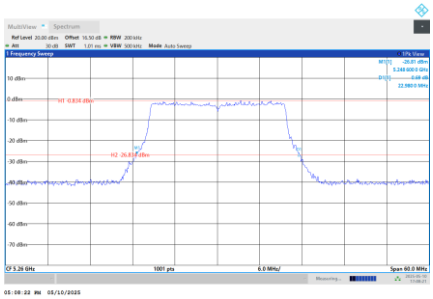

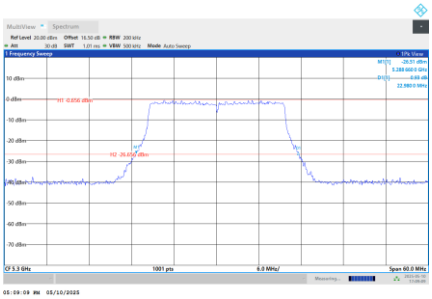

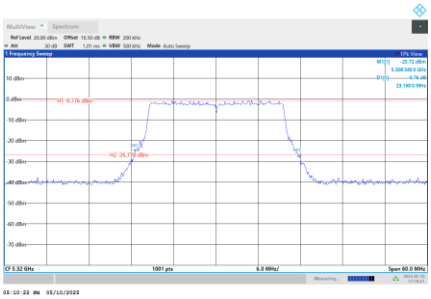

99 % Occupied Bandwidth

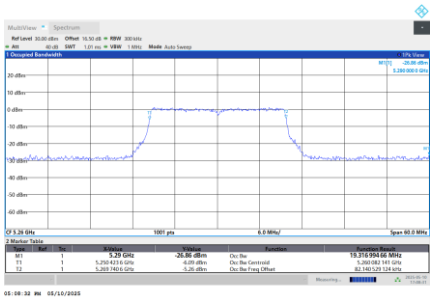

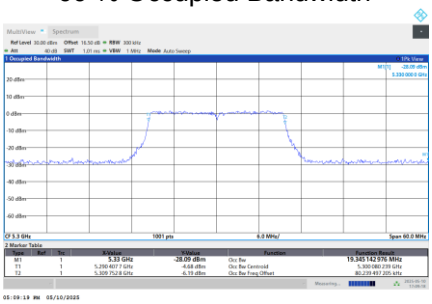

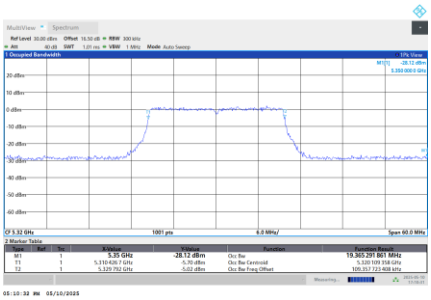

Test Mode	UNII-2A_TX AX(HE40) Mode

Channel	Frequency (MHz)	26 dB Bandwidth (MHz)	99 % Occupied Bandwidth (MHz)
54	5270	44.000	38.712
62	5310	44.300	38.712

CH54

CH62

26 dB Bandwidth

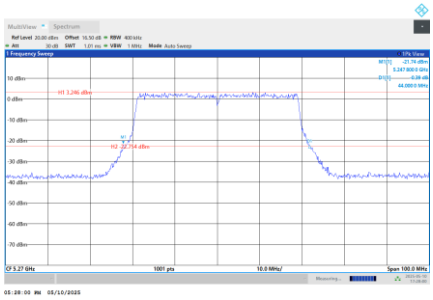

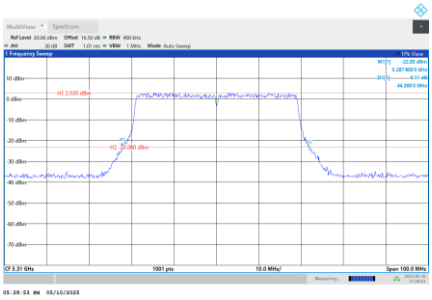

99 % Occupied Bandwidth

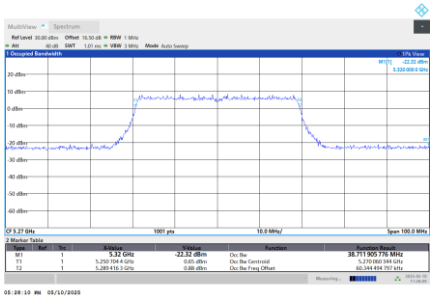

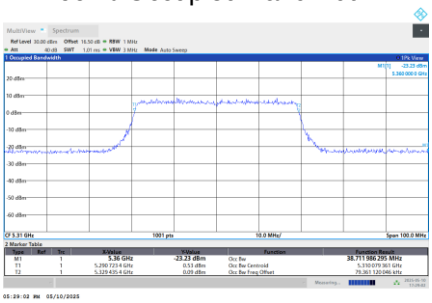

Test Mode	UNII-2A_TX AX(HE80) Mode

Channel	Frequency (MHz)	26 dB Bandwidth (MHz)	99 % Occupied Bandwidth (MHz)
58	5290	88.200	78.149

CH58

26 dB Bandwidth

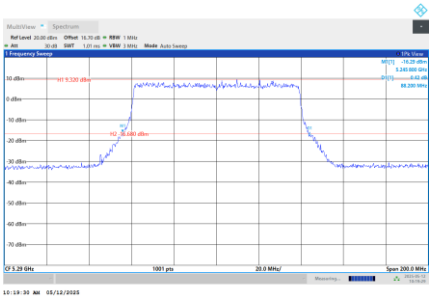

99 % Occupied Bandwidth

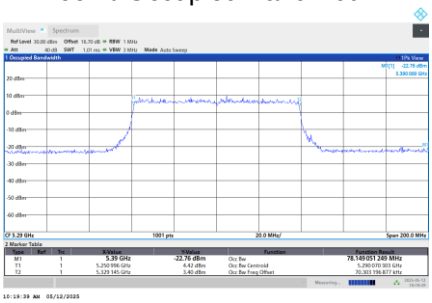

Test Mode	UNII-1+UNII-2A_TX AX(HE160) Mode

Channel	Frequency (MHz)	26 dB Bandwidth (MHz)	99 % Occupied Bandwidth (MHz)
50	5250	172.800	158.337

CH50

26 dB Bandwidth

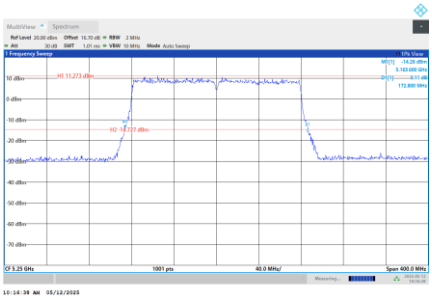

99 % Occupied Bandwidth

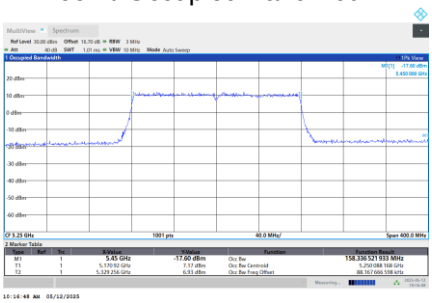

Test Mode	UNII-2C_TX A Mode

Channel	Frequency (MHz)	26 dB Bandwidth (MHz)	99 % Occupied Bandwidth (MHz)
100	5500	22.560	17.837
116	5580	22.560	17.664
140	5700	22.620	17.764

CH100 **CH116** **CH140**

26 dB Bandwidth

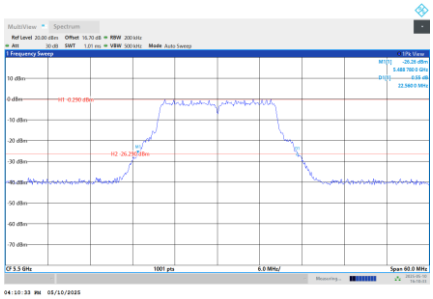

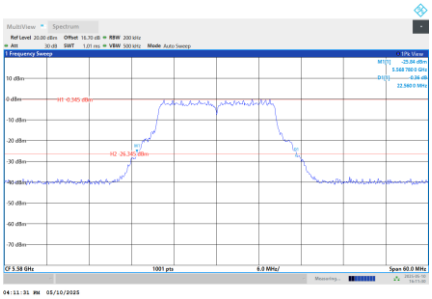

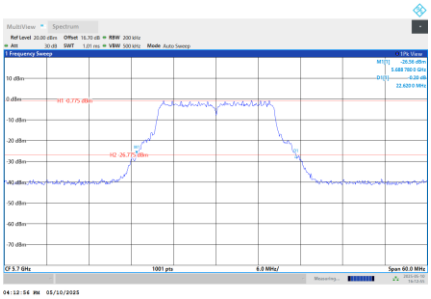

99 % Occupied Bandwidth

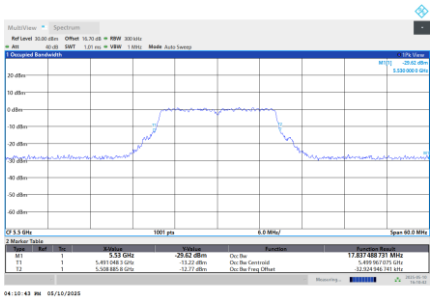

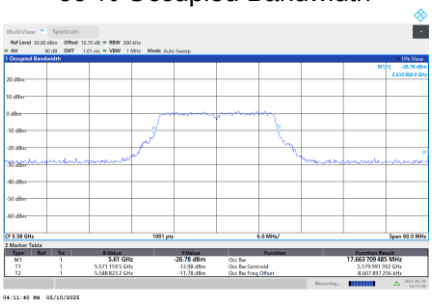

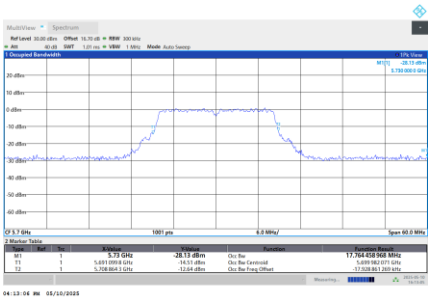

Test Mode	UNII-2C_TX AX(HE20) Mode

Channel	Frequency (MHz)	26 dB Bandwidth (MHz)	99 % Occupied Bandwidth (MHz)
100	5500	22.920	19.356
116	5580	22.980	19.351
140	5700	23.100	19.351

CH100 **CH116** **CH140**

26 dB Bandwidth

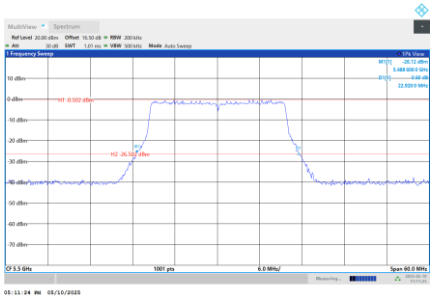

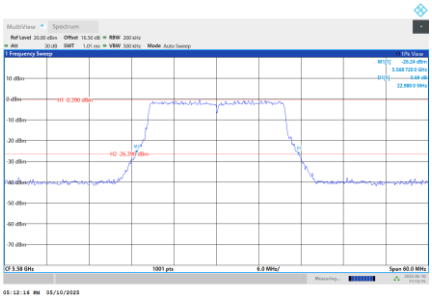

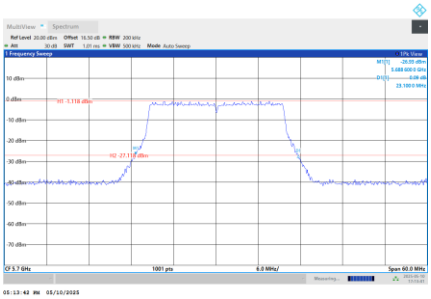

99 % Occupied Bandwidth

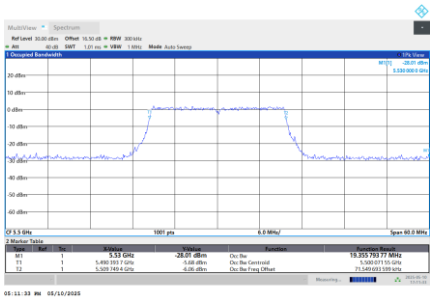

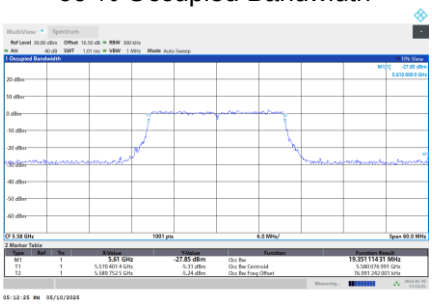

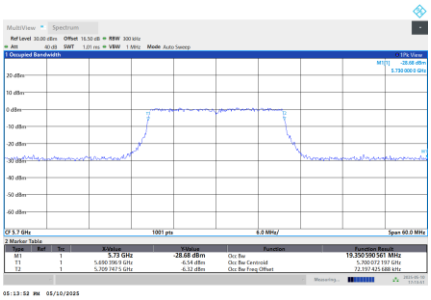

Test Mode	UNII-2C_TX AX(HE40) Mode

Channel	Frequency (MHz)	26 dB Bandwidth (MHz)	99 % Occupied Bandwidth (MHz)
102	5510	43.900	38.754
110	5550	43.700	38.694
134	5670	43.800	38.607

CH102 **CH110** **CH134**

26 dB Bandwidth

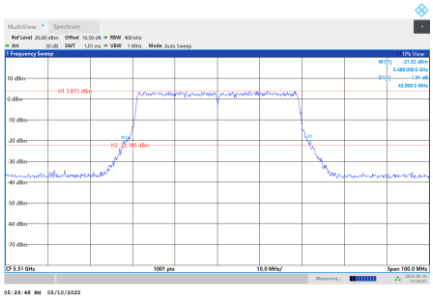

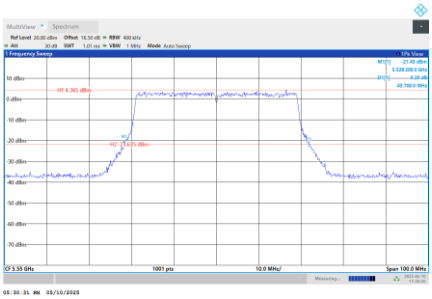

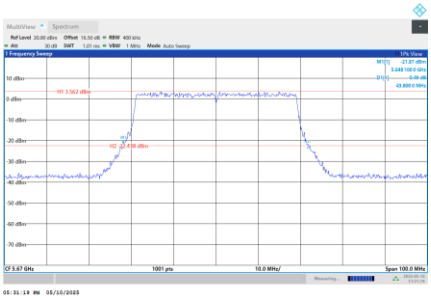

99 % Occupied Bandwidth

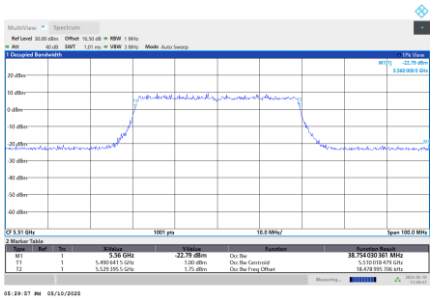

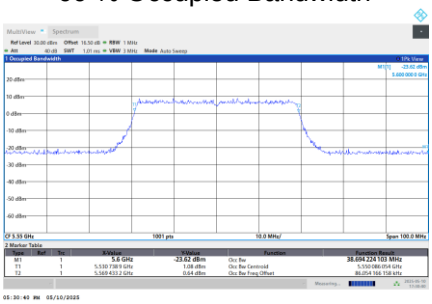

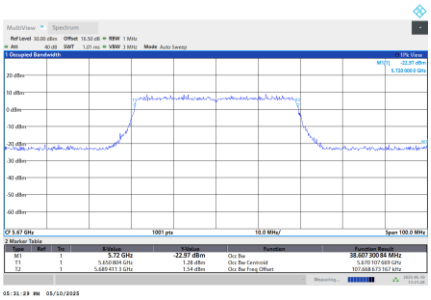

Test Mode	UNII-2C_TX AX(HE80) Mode

Channel	Frequency (MHz)	26 dB Bandwidth (MHz)	99 % Occupied Bandwidth (MHz)
106	5530	91.600	78.085
122	5610	90.000	78.084

CH106

CH122

26 dB Bandwidth

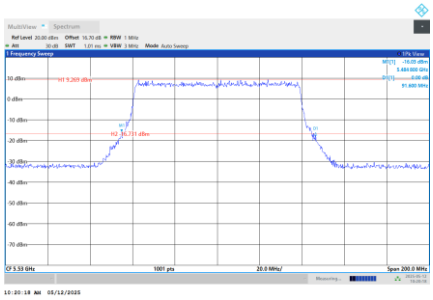

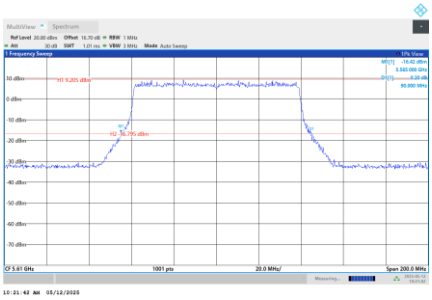

99 % Occupied Bandwidth

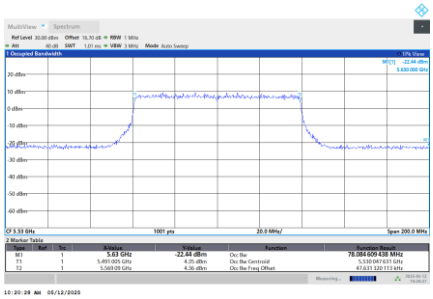

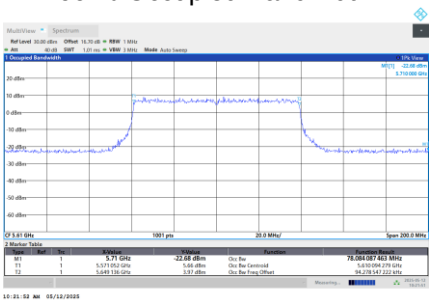

Test Mode	UNII-3_TX A Mode

Channel	Frequency (MHz)	6 dB Bandwidth (MHz)	99 % Occupied Bandwidth (MHz)	6 dB Bandwidth Min. Limit (MHz)	Result
149	5745	16.380	17.084	0.5	Pass
157	5785	16.380	17.071	0.5	Pass
165	5825	16.380	17.111	0.5	Pass

CH149 **CH157** **CH165**

6 dB Bandwidth

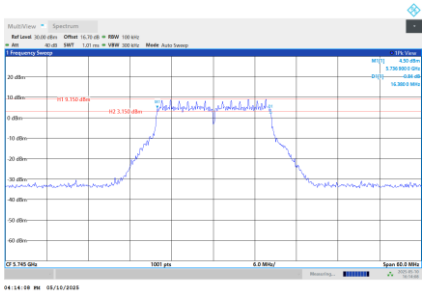

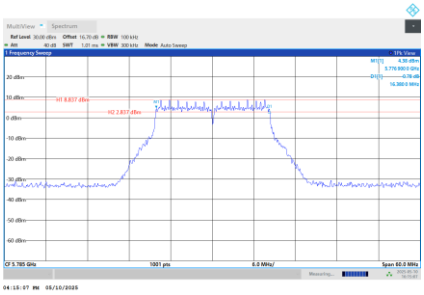

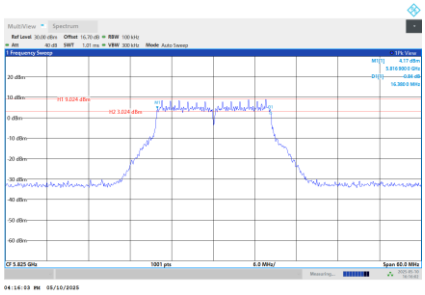

99 % Occupied Bandwidth

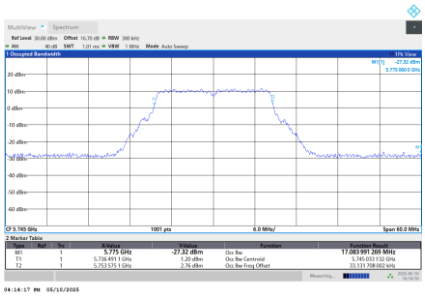

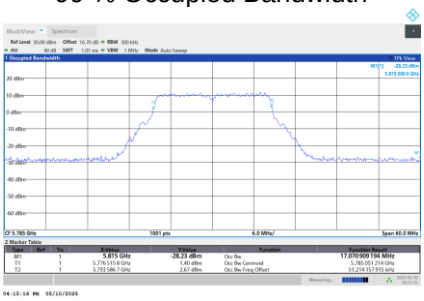

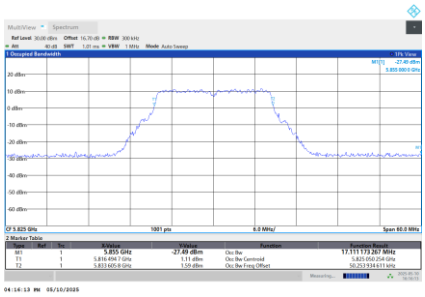

Test Mode	UNII-3_TX AX(HE20) Mode

Channel	Frequency (MHz)	6 dB Bandwidth (MHz)	99 % Occupied Bandwidth (MHz)	6 dB Bandwidth Min. Limit (MHz)	Result
149	5745	19.140	19.190	0.5	Pass
157	5785	19.080	19.231	0.5	Pass
165	5825	19.140	19.175	0.5	Pass

CH149 **CH157** **CH165**

6 dB Bandwidth

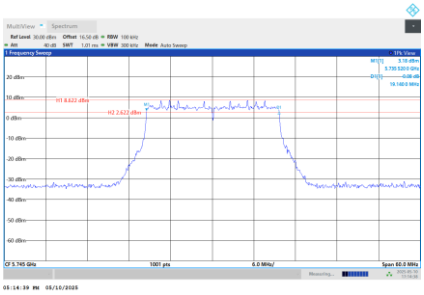

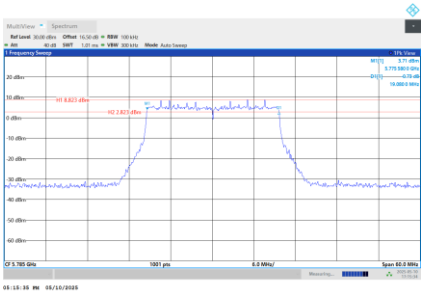

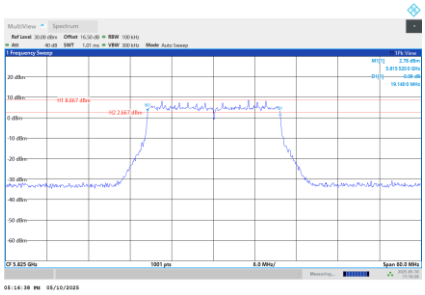

99 % Occupied Bandwidth

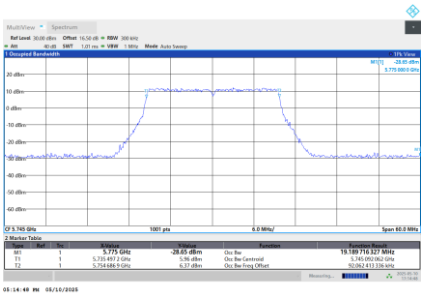

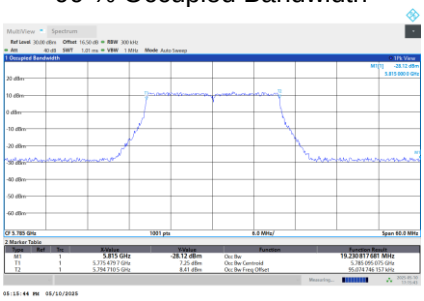

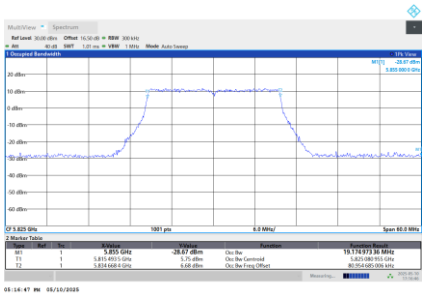

Test Mode	UNII-3_TX AX(HE40) Mode

Channel	Frequency (MHz)	6 dB Bandwidth (MHz)	99 % Occupied Bandwidth (MHz)	6 dB Bandwidth Min. Limit (MHz)	Result
151	5755	38.200	38.547	0.5	Pass
159	5795	38.200	38.569	0.5	Pass

CH151

CH159

6 dB Bandwidth

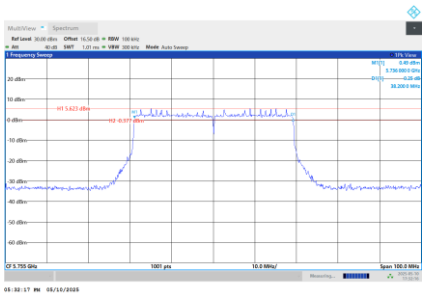

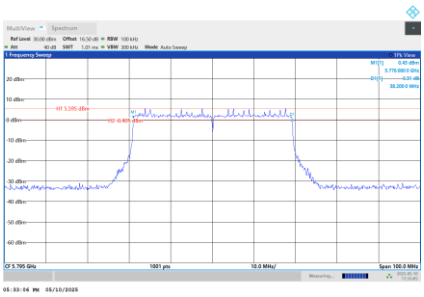

99 % Occupied Bandwidth

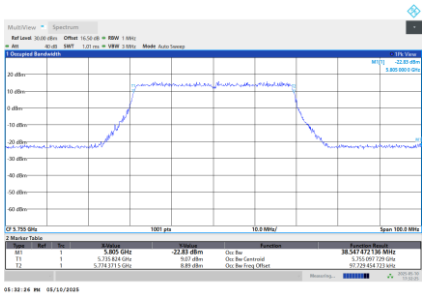

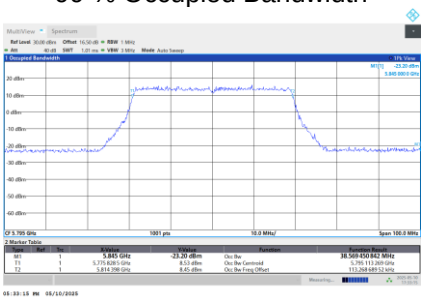

Test Mode	UNII-3_TX AX(HE80) Mode

Channel	Frequency (MHz)	6 dB Bandwidth (MHz)	99 % Occupied Bandwidth (MHz)	6 dB Bandwidth Min. Limit (MHz)	Result
155	5775	78.200	77.915	0.5	Pass

CH155

6 dB Bandwidth

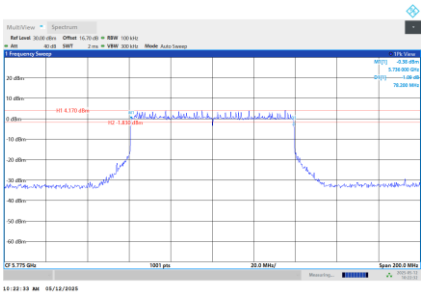

99 % Occupied Bandwidth

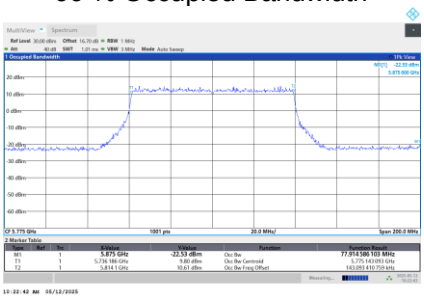

APPENDIX F - MAXIMUM OUTPUT POWER

Test Mode	UNII-1_TX A Mode_Ant. 1

Channel	Frequency (MHz)	Output Power (dBm)	Duty Factor (dB)	Output Power + Duty Factor (dBm)	Max. Limit (dBm)	Max. Limit (W)	Result
36	5180	5.41	0.00	5.41	28.70	0.7413	Pass
40	5200	5.09	0.00	5.09	28.70	0.7413	Pass
48	5240	14.56	0.00	14.56	28.70	0.7413	Pass

Test Mode	UNII-1_TX A Mode_Ant. 2

Channel	Frequency (MHz)	Output Power (dBm)	Duty Factor (dB)	Output Power + Duty Factor (dBm)	Max. Limit (dBm)	Max. Limit (W)	Result
36	5180	4.16	0.00	4.16	28.70	0.7413	Pass
40	5200	4.15	0.00	4.15	28.70	0.7413	Pass
48	5240	13.60	0.00	13.60	28.70	0.7413	Pass

Test Mode	UNII-1_TX A Mode_Ant. 3

Channel	Frequency (MHz)	Output Power (dBm)	Duty Factor (dB)	Output Power + Duty Factor (dBm)	Max. Limit (dBm)	Max. Limit (W)	Result
36	5180	5.17	0.00	5.17	28.70	0.7413	Pass
40	5200	5.11	0.00	5.11	28.70	0.7413	Pass
48	5240	14.56	0.00	14.56	28.70	0.7413	Pass

Test Mode	UNII-1_TX A Mode_Ant. 4

Channel	Frequency (MHz)	Output Power (dBm)	Duty Factor (dB)	Output Power + Duty Factor (dBm)	Max. Limit (dBm)	Max. Limit (W)	Result
36	5180	3.97	0.00	3.97	28.70	0.7413	Pass
40	5200	3.93	0.00	3.93	28.70	0.7413	Pass
48	5240	13.46	0.00	13.46	28.70	0.7413	Pass

Test Mode	UNII-1_TX A Mode_Total

Channel	Frequency (MHz)	Output Power (dBm)	Max. Limit (dBm)	Max. Limit (W)	Result
36	5180	10.74	28.70	0.7413	Pass
40	5200	10.62	28.70	0.7413	Pass
48	5240	20.10	28.70	0.7413	Pass

Test Mode	UNII-1_TX AX(HE20) Mode_Ant. 1

Channel	Frequency (MHz)	Output Power (dBm)	Duty Factor (dB)	Output Power + Duty Factor (dBm)	Max. Limit (dBm)	Max. Limit (W)	Result
36	5180	5.32	0.12	5.44	28.70	0.7413	Pass
40	5200	6.12	0.12	6.24	28.70	0.7413	Pass
48	5240	15.14	0.12	15.26	28.70	0.7413	Pass

Test Mode	UNII-1_TX AX(HE20) Mode_Ant. 2

Channel	Frequency (MHz)	Output Power (dBm)	Duty Factor (dB)	Output Power + Duty Factor (dBm)	Max. Limit (dBm)	Max. Limit (W)	Result
36	5180	4.06	0.12	4.18	28.70	0.7413	Pass
40	5200	5.15	0.12	5.27	28.70	0.7413	Pass
48	5240	14.07	0.12	14.19	28.70	0.7413	Pass

Test Mode	UNII-1_TX AX(HE20) Mode_Ant. 3

Channel	Frequency (MHz)	Output Power (dBm)	Duty Factor (dB)	Output Power + Duty Factor (dBm)	Max. Limit (dBm)	Max. Limit (W)	Result
36	5180	5.45	0.12	5.57	28.70	0.7413	Pass
40	5200	6.05	0.12	6.17	28.70	0.7413	Pass
48	5240	15.11	0.12	15.23	28.70	0.7413	Pass

Test Mode	UNII-1_TX AX(HE20) Mode_Ant. 4

Channel	Frequency (MHz)	Output Power (dBm)	Duty Factor (dB)	Output Power + Duty Factor (dBm)	Max. Limit (dBm)	Max. Limit (W)	Result
36	5180	3.92	0.12	4.04	28.70	0.7413	Pass
40	5200	5.09	0.12	5.21	28.70	0.7413	Pass
48	5240	14.02	0.12	14.14	28.70	0.7413	Pass

Test Mode	UNII-1_TX AX(HE20) Mode_Total

Channel	Frequency (MHz)	Output Power (dBm)	Max. Limit (dBm)	Max. Limit (W)	Result
36	5180	10.88	28.70	0.7413	Pass
40	5200	11.77	28.70	0.7413	Pass
48	5240	20.76	28.70	0.7413	Pass

Test Mode	UNII-1_TX AX(HE40) Mode_Ant. 1

Channel	Frequency (MHz)	Output Power (dBm)	Duty Factor (dB)	Output Power + Duty Factor (dBm)	Max. Limit (dBm)	Max. Limit (W)	Result
38	5190	8.35	0.12	8.47	28.70	0.7413	Pass
46	5230	8.13	0.12	8.25	28.70	0.7413	Pass

Test Mode	UNII-1_TX AX(HE40) Mode_Ant. 2

Channel	Frequency (MHz)	Output Power (dBm)	Duty Factor (dB)	Output Power + Duty Factor (dBm)	Max. Limit (dBm)	Max. Limit (W)	Result
38	5190	7.35	0.12	7.47	28.70	0.7413	Pass
46	5230	7.09	0.12	7.21	28.70	0.7413	Pass

Test Mode	UNII-1_TX AX(HE40) Mode_Ant. 3

Channel	Frequency (MHz)	Output Power (dBm)	Duty Factor (dB)	Output Power + Duty Factor (dBm)	Max. Limit (dBm)	Max. Limit (W)	Result
38	5190	7.99	0.12	8.11	28.70	0.7413	Pass
46	5230	7.92	0.12	8.04	28.70	0.7413	Pass

Test Mode	UNII-1_TX AX(HE40) Mode_Ant. 4

Channel	Frequency (MHz)	Output Power (dBm)	Duty Factor (dB)	Output Power + Duty Factor (dBm)	Max. Limit (dBm)	Max. Limit (W)	Result
38	5190	7.50	0.12	7.62	28.70	0.7413	Pass
46	5230	7.42	0.12	7.54	28.70	0.7413	Pass

Test Mode	UNII-1_TX AX(HE40) Mode_Total

Channel	Frequency (MHz)	Output Power (dBm)	Max. Limit (dBm)	Max. Limit (W)	Result
38	5190	13.96	28.70	0.7413	Pass
46	5230	13.80	28.70	0.7413	Pass

Test Mode	UNII-1_TX AX(HE80) Mode_Ant. 1

Channel	Frequency (MHz)	Output Power (dBm)	Duty Factor (dB)	Output Power + Duty Factor (dBm)	Max. Limit (dBm)	Max. Limit (W)	Result
42	5210	12.35	0.10	12.45	28.70	0.7413	Pass

Test Mode	UNII-1_TX AX(HE80) Mode_Ant. 2

Channel	Frequency (MHz)	Output Power (dBm)	Duty Factor (dB)	Output Power + Duty Factor (dBm)	Max. Limit (dBm)	Max. Limit (W)	Result
42	5210	11.08	0.10	11.18	28.70	0.7413	Pass

Test Mode	UNII-1_TX AX(HE80) Mode_Ant. 3

Channel	Frequency (MHz)	Output Power (dBm)	Duty Factor (dB)	Output Power + Duty Factor (dBm)	Max. Limit (dBm)	Max. Limit (W)	Result
42	5210	11.98	0.10	12.08	28.70	0.7413	Pass

Test Mode	UNII-1_TX AX(HE80) Mode_Ant. 4

Channel	Frequency (MHz)	Output Power (dBm)	Duty Factor (dB)	Output Power + Duty Factor (dBm)	Max. Limit (dBm)	Max. Limit (W)	Result
42	5210	11.24	0.10	11.34	28.70	0.7413	Pass

Test Mode	UNII-1_TX AX(HE80) Mode_Total

Channel	Frequency (MHz)	Output Power (dBm)	Max. Limit (dBm)	Max. Limit (W)	Result
42	5210	17.81	28.70	0.7413	Pass

Test Mode	UNII-2A_TX A Mode_Ant. 1

Channel	Frequency (MHz)	Output Power (dBm)	Duty Factor (dB)	Output Power + Duty Factor (dBm)	Max. Limit (dBm)	Max. Limit (W)	Result
52	5260	8.65	0.00	8.65	22.68	0.1854	Pass
60	5300	3.51	0.00	3.51	22.68	0.1854	Pass
64	5320	3.65	0.00	3.65	22.68	0.1854	Pass

Test Mode	UNII-2A_TX A Mode_Ant. 2

Channel	Frequency (MHz)	Output Power (dBm)	Duty Factor (dB)	Output Power + Duty Factor (dBm)	Max. Limit (dBm)	Max. Limit (W)	Result
52	5260	7.57	0.00	7.57	22.68	0.1854	Pass
60	5300	2.25	0.00	2.25	22.68	0.1854	Pass
64	5320	2.44	0.00	2.44	22.68	0.1854	Pass

Test Mode	UNII-2A_TX A Mode_Ant. 3

Channel	Frequency (MHz)	Output Power (dBm)	Duty Factor (dB)	Output Power + Duty Factor (dBm)	Max. Limit (dBm)	Max. Limit (W)	Result
52	5260	8.33	0.00	8.33	22.68	0.1854	Pass
60	5300	3.61	0.00	3.61	22.68	0.1854	Pass
64	5320	3.45	0.00	3.45	22.68	0.1854	Pass

Test Mode	UNII-2A_TX A Mode_Ant. 4

Channel	Frequency (MHz)	Output Power (dBm)	Duty Factor (dB)	Output Power + Duty Factor (dBm)	Max. Limit (dBm)	Max. Limit (W)	Result
52	5260	7.44	0.00	7.44	22.68	0.1854	Pass
60	5300	2.53	0.00	2.53	22.68	0.1854	Pass
64	5320	2.44	0.00	2.44	22.68	0.1854	Pass

Test Mode	UNII-2A_TX A Mode_Total

Channel	Frequency (MHz)	Output Power (dBm)	Max. Limit (dBm)	Max. Limit (W)	Result
52	5260	14.05	22.68	0.1854	Pass
60	5300	9.04	22.68	0.1854	Pass
64	5320	9.05	22.68	0.1854	Pass

Test Mode	UNII-2A_TX AX(HE20) Mode_Ant. 1

Channel	Frequency (MHz)	Output Power (dBm)	Duty Factor (dB)	Output Power + Duty Factor (dBm)	Max. Limit (dBm)	Max. Limit (W)	Result
52	5260	9.04	0.12	9.16	22.68	0.1854	Pass
60	5300	3.50	0.12	3.62	22.68	0.1854	Pass
64	5320	3.49	0.12	3.61	22.68	0.1854	Pass

Test Mode	UNII-2A_TX AX(HE20) Mode_Ant. 2

Channel	Frequency (MHz)	Output Power (dBm)	Duty Factor (dB)	Output Power + Duty Factor (dBm)	Max. Limit (dBm)	Max. Limit (W)	Result
52	5260	7.89	0.12	8.01	22.68	0.1854	Pass
60	5300	2.51	0.12	2.63	22.68	0.1854	Pass
64	5320	2.56	0.12	2.68	22.68	0.1854	Pass

Test Mode	UNII-2A_TX AX(HE20) Mode_Ant. 3

Channel	Frequency (MHz)	Output Power (dBm)	Duty Factor (dB)	Output Power + Duty Factor (dBm)	Max. Limit (dBm)	Max. Limit (W)	Result
52	5260	8.96	0.12	9.08	22.68	0.1854	Pass
60	5300	3.65	0.12	3.77	22.68	0.1854	Pass
64	5320	3.50	0.12	3.62	22.68	0.1854	Pass

Test Mode	UNII-2A_TX AX(HE20) Mode_Ant. 4

Channel	Frequency (MHz)	Output Power (dBm)	Duty Factor (dB)	Output Power + Duty Factor (dBm)	Max. Limit (dBm)	Max. Limit (W)	Result
52	5260	7.99	0.12	8.11	22.68	0.1854	Pass
60	5300	2.46	0.12	2.58	22.68	0.1854	Pass
64	5320	2.30	0.12	2.42	22.68	0.1854	Pass

Test Mode	UNII-2A_TX AX(HE20) Mode_Total

Channel	Frequency (MHz)	Output Power (dBm)	Max. Limit (dBm)	Max. Limit (W)	Result
52	5260	14.64	22.68	0.1854	Pass
60	5300	9.21	22.68	0.1854	Pass
64	5320	9.14	22.68	0.1854	Pass

Test Mode	UNII-2A_TX AX(HE40) Mode_Ant. 1

Channel	Frequency (MHz)	Output Power (dBm)	Duty Factor (dB)	Output Power + Duty Factor (dBm)	Max. Limit (dBm)	Max. Limit (W)	Result
54	5270	7.98	0.12	8.10	22.68	0.1854	Pass
62	5310	7.02	0.12	7.14	22.68	0.1854	Pass

Test Mode	UNII-2A_TX AX(HE40) Mode_Ant. 2

Channel	Frequency (MHz)	Output Power (dBm)	Duty Factor (dB)	Output Power + Duty Factor (dBm)	Max. Limit (dBm)	Max. Limit (W)	Result
54	5270	6.75	0.12	6.87	22.68	0.1854	Pass
62	5310	5.59	0.12	5.71	22.68	0.1854	Pass

Test Mode	UNII-2A_TX AX(HE40) Mode_Ant. 3

Channel	Frequency (MHz)	Output Power (dBm)	Duty Factor (dB)	Output Power + Duty Factor (dBm)	Max. Limit (dBm)	Max. Limit (W)	Result
54	5270	7.65	0.12	7.77	22.68	0.1854	Pass
62	5310	6.52	0.12	6.64	22.68	0.1854	Pass

Test Mode	UNII-2A_TX AX(HE40) Mode_Ant. 4

Channel	Frequency (MHz)	Output Power (dBm)	Duty Factor (dB)	Output Power + Duty Factor (dBm)	Max. Limit (dBm)	Max. Limit (W)	Result
54	5270	7.03	0.12	7.15	22.68	0.1854	Pass
62	5310	5.90	0.12	6.02	22.68	0.1854	Pass

Test Mode	UNII-2A_TX AX(HE40) Mode_Total

Channel	Frequency (MHz)	Output Power (dBm)	Max. Limit (dBm)	Max. Limit (W)	Result
54	5270	13.52	22.68	0.1854	Pass
62	5310	12.43	22.68	0.1854	Pass

Test Mode	UNII-2A_TX AX(HE80) Mode_Ant. 1

Channel	Frequency (MHz)	Output Power (dBm)	Duty Factor (dB)	Output Power + Duty Factor (dBm)	Max. Limit (dBm)	Max. Limit (W)	Result
58	5290	9.78	0.10	9.88	22.68	0.1854	Pass

Test Mode	UNII-2A_TX AX(HE80) Mode_Ant. 2

Channel	Frequency (MHz)	Output Power (dBm)	Duty Factor (dB)	Output Power + Duty Factor (dBm)	Max. Limit (dBm)	Max. Limit (W)	Result
58	5290	8.65	0.10	8.75	22.68	0.1854	Pass

Test Mode	UNII-2A_TX AX(HE80) Mode_Ant. 3

Channel	Frequency (MHz)	Output Power (dBm)	Duty Factor (dB)	Output Power + Duty Factor (dBm)	Max. Limit (dBm)	Max. Limit (W)	Result
58	5290	9.50	0.10	9.60	22.68	0.1854	Pass

Test Mode	UNII-2A_TX AX(HE80) Mode_Ant. 4

Channel	Frequency (MHz)	Output Power (dBm)	Duty Factor (dB)	Output Power + Duty Factor (dBm)	Max. Limit (dBm)	Max. Limit (W)	Result
58	5290	8.77	0.10	8.87	22.68	0.1854	Pass

Test Mode	UNII-2A_TX AX(HE80) Mode_Total

Channel	Frequency (MHz)	Output Power (dBm)	Max. Limit (dBm)	Max. Limit (W)	Result
58	5290	15.32	22.68	0.1854	Pass

Test Mode	UNII-1+UNII-2A_TX AX(HE160) Mode_Ant. 1

Channel	Frequency (MHz)	Output Power (dBm)	Duty Factor (dB)	Output Power + Duty Factor (dBm)	Max. Limit (dBm)	Max. Limit (W)	Result
50	5250	11.90	0.10	12.00	22.68	0.1854	Pass

Test Mode	UNII-1+UNII-2A_TX AX(HE160) Mode_Ant. 2

Channel	Frequency (MHz)	Output Power (dBm)	Duty Factor (dB)	Output Power + Duty Factor (dBm)	Max. Limit (dBm)	Max. Limit (W)	Result
50	5250	10.71	0.10	10.81	22.68	0.1854	Pass

Test Mode	UNII-1+UNII-2A_TX AX(HE160) Mode_Ant. 3

Channel	Frequency (MHz)	Output Power (dBm)	Duty Factor (dB)	Output Power + Duty Factor (dBm)	Max. Limit (dBm)	Max. Limit (W)	Result
50	5250	11.70	0.10	11.80	22.68	0.1854	Pass

Test Mode	UNII-1+UNII-2A_TX AX(HE160) Mode_Ant. 4

Channel	Frequency (MHz)	Output Power (dBm)	Duty Factor (dB)	Output Power + Duty Factor (dBm)	Max. Limit (dBm)	Max. Limit (W)	Result
50	5250	11.09	0.10	11.19	22.68	0.1854	Pass

Test Mode	UNII-1+UNII-2A_TX AX(HE160) Mode_Total

Channel	Frequency (MHz)	Output Power (dBm)	Max. Limit (dBm)	Max. Limit (W)	Result
50	5250	17.50	22.68	0.1854	Pass

Test Mode	UNII-2C_TX A Mode_Ant. 1

Channel	Frequency (MHz)	Output Power (dBm)	Duty Factor (dB)	Output Power + Duty Factor (dBm)	Max. Limit (dBm)	Max. Limit (W)	Result
100	5500	0.22	0.00	0.22	22.68	0.1854	Pass
116	5580	9.59	0.00	9.59	22.68	0.1854	Pass
140	5700	7.06	0.00	7.06	22.68	0.1854	Pass

Test Mode	UNII-2C_TX A Mode_Ant. 2

Channel	Frequency (MHz)	Output Power (dBm)	Duty Factor (dB)	Output Power + Duty Factor (dBm)	Max. Limit (dBm)	Max. Limit (W)	Result
100	5500	-1.85	0.00	-1.85	22.68	0.1854	Pass
116	5580	7.77	0.00	7.77	22.68	0.1854	Pass
140	5700	5.91	0.00	5.91	22.68	0.1854	Pass

Test Mode	UNII-2C_TX A Mode_Ant. 3

Channel	Frequency (MHz)	Output Power (dBm)	Duty Factor (dB)	Output Power + Duty Factor (dBm)	Max. Limit (dBm)	Max. Limit (W)	Result
100	5500	-0.16	0.00	-0.16	22.68	0.1854	Pass
116	5580	8.99	0.00	8.99	22.68	0.1854	Pass
140	5700	6.77	0.00	6.77	22.68	0.1854	Pass

Test Mode	UNII-2C_TX A Mode_Ant. 4

Channel	Frequency (MHz)	Output Power (dBm)	Duty Factor (dB)	Output Power + Duty Factor (dBm)	Max. Limit (dBm)	Max. Limit (W)	Result
100	5500	-2.35	0.00	-2.35	22.68	0.1854	Pass
116	5580	7.51	0.00	7.51	22.68	0.1854	Pass
140	5700	5.64	0.00	5.64	22.68	0.1854	Pass

Test Mode	UNII-2C_TX A Mode_Total

Channel	Frequency (MHz)	Output Power (dBm)	Max. Limit (dBm)	Max. Limit (W)	Result
100	5500	5.12	22.68	0.1854	Pass
116	5580	14.57	22.68	0.1854	Pass
140	5700	12.41	22.68	0.1854	Pass

Test Mode	UNII-2C_TX AX(HE20) Mode_Ant. 1

Channel	Frequency (MHz)	Output Power (dBm)	Duty Factor (dB)	Output Power + Duty Factor (dBm)	Max. Limit (dBm)	Max. Limit (W)	Result
100	5500	3.94	0.12	4.06	22.68	0.1854	Pass
116	5580	9.55	0.12	9.67	22.68	0.1854	Pass
140	5700	7.01	0.12	7.13	22.68	0.1854	Pass

Test Mode	UNII-2C_TX AX(HE20) Mode_Ant. 2

Channel	Frequency (MHz)	Output Power (dBm)	Duty Factor (dB)	Output Power + Duty Factor (dBm)	Max. Limit (dBm)	Max. Limit (W)	Result
100	5500	2.30	0.12	2.42	22.68	0.1854	Pass
116	5580	7.75	0.12	7.87	22.68	0.1854	Pass
140	5700	6.04	0.12	6.16	22.68	0.1854	Pass

Test Mode	UNII-2C_TX AX(HE20) Mode_Ant. 3

Channel	Frequency (MHz)	Output Power (dBm)	Duty Factor (dB)	Output Power + Duty Factor (dBm)	Max. Limit (dBm)	Max. Limit (W)	Result
100	5500	3.61	0.12	3.73	22.68	0.1854	Pass
116	5580	9.05	0.12	9.17	22.68	0.1854	Pass
140	5700	6.81	0.12	6.93	22.68	0.1854	Pass

Test Mode	UNII-2C_TX AX(HE20) Mode_Ant. 4

Channel	Frequency (MHz)	Output Power (dBm)	Duty Factor (dB)	Output Power + Duty Factor (dBm)	Max. Limit (dBm)	Max. Limit (W)	Result
100	5500	2.07	0.12	2.19	22.68	0.1854	Pass
116	5580	7.54	0.12	7.66	22.68	0.1854	Pass
140	5700	5.69	0.12	5.81	22.68	0.1854	Pass

Test Mode	UNII-2C_TX AX(HE20) Mode_Total

Channel	Frequency (MHz)	Output Power (dBm)	Max. Limit (dBm)	Max. Limit (W)	Result
100	5500	9.20	22.68	0.1854	Pass
116	5580	14.70	22.68	0.1854	Pass
140	5700	12.56	22.68	0.1854	Pass

Test Mode	UNII-2C_TX AX(HE40) Mode_Ant. 1

Channel	Frequency (MHz)	Output Power (dBm)	Duty Factor (dB)	Output Power + Duty Factor (dBm)	Max. Limit (dBm)	Max. Limit (W)	Result
102	5510	7.06	0.12	7.18	22.68	0.1854	Pass
110	5550	12.76	0.12	12.88	22.68	0.1854	Pass
134	5670	10.34	0.12	10.46	22.68	0.1854	Pass

Test Mode	UNII-2C_TX AX(HE40) Mode_Ant. 2

Channel	Frequency (MHz)	Output Power (dBm)	Duty Factor (dB)	Output Power + Duty Factor (dBm)	Max. Limit (dBm)	Max. Limit (W)	Result
102	5510	5.34	0.12	5.46	22.68	0.1854	Pass
110	5550	10.79	0.12	10.91	22.68	0.1854	Pass
134	5670	8.93	0.12	9.05	22.68	0.1854	Pass

Test Mode	UNII-2C_TX AX(HE40) Mode_Ant. 3

Channel	Frequency (MHz)	Output Power (dBm)	Duty Factor (dB)	Output Power + Duty Factor (dBm)	Max. Limit (dBm)	Max. Limit (W)	Result
102	5510	6.49	0.12	6.61	22.68	0.1854	Pass
110	5550	11.99	0.12	12.11	22.68	0.1854	Pass
134	5670	9.80	0.12	9.92	22.68	0.1854	Pass

Test Mode	UNII-2C_TX AX(HE40) Mode_Ant. 4

Channel	Frequency (MHz)	Output Power (dBm)	Duty Factor (dB)	Output Power + Duty Factor (dBm)	Max. Limit (dBm)	Max. Limit (W)	Result
102	5510	5.52	0.12	5.64	22.68	0.1854	Pass
110	5550	10.98	0.12	11.10	22.68	0.1854	Pass
134	5670	9.05	0.12	9.17	22.68	0.1854	Pass

Test Mode	UNII-2C_TX AX(HE40) Mode_Total

Channel	Frequency (MHz)	Output Power (dBm)	Max. Limit (dBm)	Max. Limit (W)	Result
102	5510	12.30	22.68	0.1854	Pass
110	5550	17.84	22.68	0.1854	Pass
134	5670	15.71	22.68	0.1854	Pass

Test Mode	UNII-2C_TX AX(HE80) Mode_Ant. 1

Channel	Frequency (MHz)	Output Power (dBm)	Duty Factor (dB)	Output Power + Duty Factor (dBm)	Max. Limit (dBm)	Max. Limit (W)	Result
106	5530	10.02	0.10	10.12	22.68	0.1854	Pass
122	5610	12.94	0.10	13.04	22.68	0.1854	Pass

Test Mode	UNII-2C_TX AX(HE80) Mode_Ant. 2

Channel	Frequency (MHz)	Output Power (dBm)	Duty Factor (dB)	Output Power + Duty Factor (dBm)	Max. Limit (dBm)	Max. Limit (W)	Result
106	5530	8.31	0.10	8.41	22.68	0.1854	Pass
122	5610	10.84	0.10	10.94	22.68	0.1854	Pass

Test Mode	UNII-2C_TX AX(HE80) Mode_Ant. 3

Channel	Frequency (MHz)	Output Power (dBm)	Duty Factor (dB)	Output Power + Duty Factor (dBm)	Max. Limit (dBm)	Max. Limit (W)	Result
106	5530	9.44	0.10	9.54	22.68	0.1854	Pass
122	5610	12.45	0.10	12.55	22.68	0.1854	Pass

Test Mode	UNII-2C_TX AX(HE80) Mode_Ant. 4

Channel	Frequency (MHz)	Output Power (dBm)	Duty Factor (dB)	Output Power + Duty Factor (dBm)	Max. Limit (dBm)	Max. Limit (W)	Result
106	5530	8.48	0.10	8.58	22.68	0.1854	Pass
122	5610	10.85	0.10	10.95	22.68	0.1854	Pass

Test Mode	UNII-2C_TX AX(HE80) Mode_Total

Channel	Frequency (MHz)	Output Power (dBm)	Max. Limit (dBm)	Max. Limit (W)	Result
106	5530	15.24	22.68	0.1854	Pass
122	5610	17.99	22.68	0.1854	Pass

Test Mode	UNII-3_TX A Mode_Ant. 1

Channel	Frequency (MHz)	Output Power (dBm)	Duty Factor (dB)	Output Power + Duty Factor (dBm)	Max. Limit (dBm)	Max. Limit (W)	Result
149	5745	8.92	0.00	8.92	28.70	0.7413	Pass
157	5785	20.34	0.00	20.34	28.70	0.7413	Pass
165	5825	7.68	0.00	7.68	28.70	0.7413	Pass

Test Mode	UNII-3_TX A Mode_Ant. 2

Channel	Frequency (MHz)	Output Power (dBm)	Duty Factor (dB)	Output Power + Duty Factor (dBm)	Max. Limit (dBm)	Max. Limit (W)	Result
149	5745	8.17	0.00	8.17	28.70	0.7413	Pass
157	5785	19.68	0.00	19.68	28.70	0.7413	Pass
165	5825	6.98	0.00	6.98	28.70	0.7413	Pass

Test Mode	UNII-3_TX A Mode_Ant. 3

Channel	Frequency (MHz)	Output Power (dBm)	Duty Factor (dB)	Output Power + Duty Factor (dBm)	Max. Limit (dBm)	Max. Limit (W)	Result
149	5745	8.72	0.00	8.72	28.70	0.7413	Pass
157	5785	20.12	0.00	20.12	28.70	0.7413	Pass
165	5825	7.75	0.00	7.75	28.70	0.7413	Pass

Test Mode	UNII-3_TX A Mode_Ant. 4

Channel	Frequency (MHz)	Output Power (dBm)	Duty Factor (dB)	Output Power + Duty Factor (dBm)	Max. Limit (dBm)	Max. Limit (W)	Result
149	5745	7.74	0.00	7.74	28.70	0.7413	Pass
157	5785	19.28	0.00	19.28	28.70	0.7413	Pass
165	5825	6.76	0.00	6.76	28.70	0.7413	Pass

Test Mode	UNII-3_TX A Mode_Total

Channel	Frequency (MHz)	Output Power (dBm)	Max. Limit (dBm)	Max. Limit (W)	Result
149	5745	14.43	28.70	0.7413	Pass
157	5785	25.89	28.70	0.7413	Pass
165	5825	13.33	28.70	0.7413	Pass

Test Mode	UNII-3_TX AX(HE20) Mode_Ant. 1

Channel	Frequency (MHz)	Output Power (dBm)	Duty Factor (dB)	Output Power + Duty Factor (dBm)	Max. Limit (dBm)	Max. Limit (W)	Result
149	5745	6.96	0.12	7.08	28.70	0.7413	Pass
157	5785	20.62	0.12	20.74	28.70	0.7413	Pass
165	5825	5.85	0.12	5.97	28.70	0.7413	Pass

Test Mode	UNII-3_TX AX(HE20) Mode_Ant. 2

Channel	Frequency (MHz)	Output Power (dBm)	Duty Factor (dB)	Output Power + Duty Factor (dBm)	Max. Limit (dBm)	Max. Limit (W)	Result
149	5745	6.14	0.12	6.26	28.70	0.7413	Pass
157	5785	19.63	0.12	19.75	28.70	0.7413	Pass
165	5825	5.10	0.12	5.22	28.70	0.7413	Pass

Test Mode	UNII-3_TX AX(HE20) Mode_Ant. 3

Channel	Frequency (MHz)	Output Power (dBm)	Duty Factor (dB)	Output Power + Duty Factor (dBm)	Max. Limit (dBm)	Max. Limit (W)	Result
149	5745	6.80	0.12	6.92	28.70	0.7413	Pass
157	5785	20.21	0.12	20.33	28.70	0.7413	Pass
165	5825	5.71	0.12	5.83	28.70	0.7413	Pass

Test Mode	UNII-3_TX AX(HE20) Mode_Ant. 4

Channel	Frequency (MHz)	Output Power (dBm)	Duty Factor (dB)	Output Power + Duty Factor (dBm)	Max. Limit (dBm)	Max. Limit (W)	Result
149	5745	5.76	0.12	5.88	28.70	0.7413	Pass
157	5785	19.26	0.12	19.38	28.70	0.7413	Pass
165	5825	4.88	0.12	5.00	28.70	0.7413	Pass

Test Mode	UNII-3_TX AX(HE20) Mode_Total

Channel	Frequency (MHz)	Output Power (dBm)	Max. Limit (dBm)	Max. Limit (W)	Result
149	5745	12.58	28.70	0.7413	Pass
157	5785	26.10	28.70	0.7413	Pass
165	5825	11.54	28.70	0.7413	Pass

Test Mode	UNII-3_TX AX(HE40) Mode_Ant. 1

Channel	Frequency (MHz)	Output Power (dBm)	Duty Factor (dB)	Output Power + Duty Factor (dBm)	Max. Limit (dBm)	Max. Limit (W)	Result
151	5755	10.11	0.12	10.23	28.70	0.7413	Pass
159	5795	8.98	0.12	9.10	28.70	0.7413	Pass

Test Mode	UNII-3_TX AX(HE40) Mode_Ant. 2

Channel	Frequency (MHz)	Output Power (dBm)	Duty Factor (dB)	Output Power + Duty Factor (dBm)	Max. Limit (dBm)	Max. Limit (W)	Result
151	5755	9.06	0.12	9.18	28.70	0.7413	Pass
159	5795	9.06	0.12	9.18	28.70	0.7413	Pass

Test Mode	UNII-3_TX AX(HE40) Mode_Ant. 3

Channel	Frequency (MHz)	Output Power (dBm)	Duty Factor (dB)	Output Power + Duty Factor (dBm)	Max. Limit (dBm)	Max. Limit (W)	Result
151	5755	9.73	0.12	9.85	28.70	0.7413	Pass
159	5795	8.65	0.12	8.77	28.70	0.7413	Pass

Test Mode	UNII-3_TX AX(HE40) Mode_Ant. 4

Channel	Frequency (MHz)	Output Power (dBm)	Duty Factor (dB)	Output Power + Duty Factor (dBm)	Max. Limit (dBm)	Max. Limit (W)	Result
151	5755	9.10	0.12	9.22	28.70	0.7413	Pass
159	5795	8.15	0.12	8.27	28.70	0.7413	Pass

Test Mode	UNII-3_TX AX(HE40) Mode_Total

Channel	Frequency (MHz)	Output Power (dBm)	Max. Limit (dBm)	Max. Limit (W)	Result
151	5755	15.66	28.70	0.7413	Pass
159	5795	14.87	28.70	0.7413	Pass

Test Mode	UNII-3_TX AX(HE80) Mode_Ant. 1

Channel	Frequency (MHz)	Output Power (dBm)	Duty Factor (dB)	Output Power + Duty Factor (dBm)	Max. Limit (dBm)	Max. Limit (W)	Result
155	5775	12.85	0.10	12.95	28.70	0.7413	Pass

Test Mode	UNII-3_TX AX(HE80) Mode_Ant. 2

Channel	Frequency (MHz)	Output Power (dBm)	Duty Factor (dB)	Output Power + Duty Factor (dBm)	Max. Limit (dBm)	Max. Limit (W)	Result
155	5775	11.95	0.10	12.05	28.70	0.7413	Pass

Test Mode	UNII-3_TX AX(HE80) Mode_Ant. 3

Channel	Frequency (MHz)	Output Power (dBm)	Duty Factor (dB)	Output Power + Duty Factor (dBm)	Max. Limit (dBm)	Max. Limit (W)	Result
155	5775	12.60	0.10	12.70	28.70	0.7413	Pass

Test Mode	UNII-3_TX AX(HE80) Mode_Ant. 4

Channel	Frequency (MHz)	Output Power (dBm)	Duty Factor (dB)	Output Power + Duty Factor (dBm)	Max. Limit (dBm)	Max. Limit (W)	Result
155	5775	11.84	0.10	11.94	28.70	0.7413	Pass

Test Mode	UNII-3_TX AX(HE80) Mode_Total

Channel	Frequency (MHz)	Output Power (dBm)	Max. Limit (dBm)	Max. Limit (W)	Result
155	5775	18.45	28.70	0.7413	Pass

Note: Output power = Measure result + Cable loss

APPENDIX G - POWER SPECTRAL DENSITY

Test Mode	UNII-1_TX A Mode_Ant. 1

Channel	Frequency (MHz)	Power Spectral Density (dBm/MHz)	Duty Factor (dB)	Power Spectral Density + Duty Factor (dBm/MHz)	Max. Limit (dBm/MHz)	Result
36	5180	3.12	0.00	3.12	9.68	Pass
40	5200	3.14	0.00	3.14	9.68	Pass
48	5240	2.78	0.00	2.78	9.68	Pass

CH36

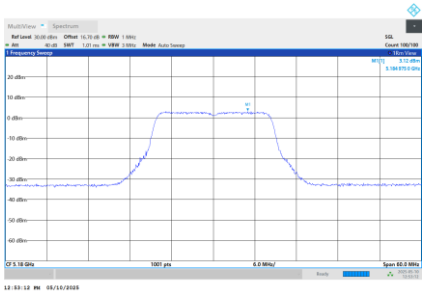

CH40

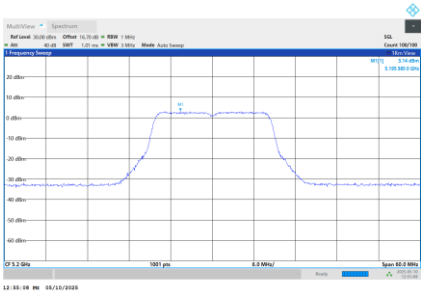

CH48

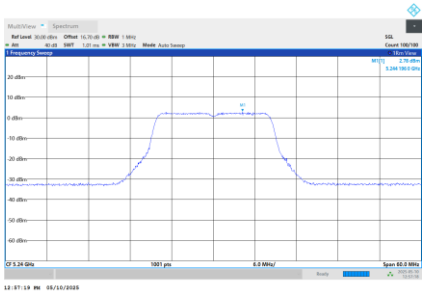

Test Mode	UNII-1_TX A Mode_Ant. 2

Channel	Frequency (MHz)	Power Spectral Density (dBm/MHz)	Duty Factor (dB)	Power Spectral Density + Duty Factor (dBm/MHz)	Max. Limit (dBm/MHz)	Result
36	5180	4.04	0.00	4.04	9.68	Pass
40	5200	4.00	0.00	4.00	9.68	Pass
48	5240	3.88	0.00	3.88	9.68	Pass

CH36

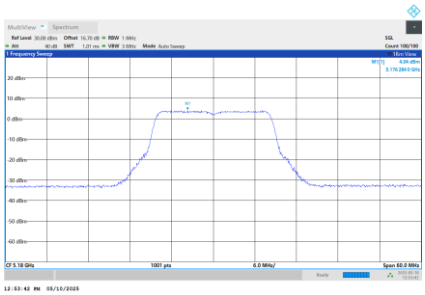

CH40

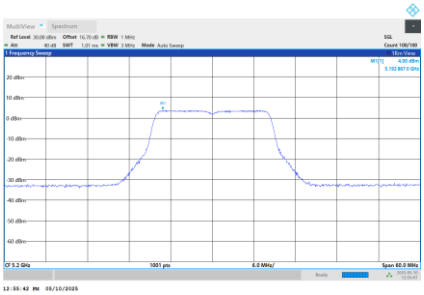
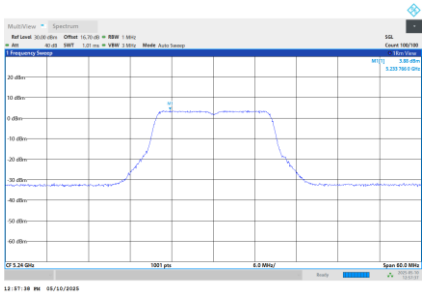
CH48