RF Test Data for RLAN(5.2G) (Conducted Measurement)

Product Name: LEARNING CAMERA

Trade Mark:

Test Model: DEX-01

FCC ID: 2BOSD-DEX-01

Environmental Conditions

Temperature:	23.5℃
Relative Humidity:	58%
ATM Pressure:	100.0 kPa
Test Engineer:	Allen Lai
Supervised by:	Max Zhang
NOTE	N/A

Appendix A1: Emission Bandwidth

Test Result

Test Mode	Antenna	Frequency [MHz]	26db EBW [MHz]	FL [MHz]	FH [MHz]	Limit [MHz]	Verdict
11A	Ant1	5180	19.960	5170.040	5190.000	---	---
11A	Ant1	5200	19.920	5190.160	5210.080	---	---
11A	Ant1	5240	19.720	5230.120	5249.840	---	---
11A	Ant1	5260	19.760	5250.200	5269.960	---	---
11A	Ant1	5280	19.760	5270.080	5289.840	---	---
11A	Ant1	5320	19.520	5310.240	5329.760	---	---
11N20SISO	Ant1	5180	20.160	5170.080	5190.240	---	---
11N20SISO	Ant1	5200	20.120	5190.040	5210.160	---	---
11N20SISO	Ant1	5240	20.000	5230.120	5250.120	---	---
11N20SISO	Ant1	5260	20.120	5249.880	5270.000	---	---
11N20SISO	Ant1	5280	20.160	5269.920	5290.080	---	---
11N20SISO	Ant1	5320	20.120	5310.000	5330.120	---	---
11N40SISO	Ant1	5190	40.560	5169.840	5210.400	---	---
11N40SISO	Ant1	5230	40.800	5209.760	5250.560	---	---
11N40SISO	Ant1	5270	40.480	5249.680	5290.160	---	---
11N40SISO	Ant1	5310	40.480	5289.920	5330.400	---	---
11AC20SISO	Ant1	5180	20.360	5169.960	5190.320	---	---
11AC20SISO	Ant1	5200	20.080	5190.000	5210.080	---	---
11AC20SISO	Ant1	5240	20.160	5229.960	5250.120	---	---
11AC20SISO	Ant1	5260	20.200	5250.000	5270.200	---	---
11AC20SISO	Ant1	5280	20.120	5270.000	5290.120	---	---
11AC20SISO	Ant1	5320	20.240	5309.880	5330.120	---	---
11AC40SISO	Ant1	5190	39.760	5170.160	5209.920	---	---

11AC40SISO	Ant1	5230	40.000	5210.160	5250.160	---	---
11AC40SISO	Ant1	5270	40.640	5249.760	5290.400	---	---
11AC40SISO	Ant1	5310	40.400	5289.920	5330.320	---	---
11AC80SISO	Ant1	5210	80.480	5169.680	5250.160	---	---
11AC80SISO	Ant1	5290	81.280	5249.680	5330.960	---	---

Note: offset(dB) = cable loss(dB) + attenuator factor(dB)

Test Graphs

11A-Ant1-5180

11A-Ant1-5200

11A-Ant1-5240

11A-Ant1-5260

11A-Ant1-5280

11A-Ant1-5320

11N20SISO-Ant1-5180

11N20SISO-Ant1-5200

11N20SISO-Ant1-5240

11N20SISO-Ant1-5260

11N20SISO-Ant1-5280

11N20SISO-Ant1-5320

11N40SISO-Ant1-5190

11N40SISO-Ant1-5230

11N40SISO-Ant1-5270

11N40SISO-Ant1-5310

11AC20SISO-Ant1-5180

11AC20SISO-Ant1-5200

11AC20SISO-Ant1-5240

11AC20SISO-Ant1-5260

11AC20SISO-Ant1-5280

11AC20SISO-Ant1-5320

11AC40SISO-Ant1-5190

11AC40SISO-Ant1-5230

11AC40SISO-Ant1-5270

11AC40SISO-Ant1-5310

11AC80SISO-Ant1-5210

11AC80SISO-Ant1-5290

Appendix A2: Occupied channel bandwidth

Test Result

Test Mode	Antenna	Frequency [MHz]	OCB [MHz]	FL [MHz]	FH [MHz]	Limit [MHz]	Verdict
11A	Ant1	5180	16.934	5171.5803	5188.5143	---	---
11A	Ant1	5200	16.824	5191.6519	5208.4759	---	---
11A	Ant1	5240	16.822	5231.6881	5248.5101	---	---
11A	Ant1	5260	16.871	5251.5555	5268.4265	---	---
11A	Ant1	5280	16.929	5271.6043	5288.5333	---	---
11A	Ant1	5320	16.948	5311.5826	5328.5306	---	---
11N20SISO	Ant1	5180	17.910	5171.1169	5189.0269	---	---
11N20SISO	Ant1	5200	17.813	5191.1581	5208.9711	---	---
11N20SISO	Ant1	5240	17.792	5231.1972	5248.9892	---	---
11N20SISO	Ant1	5260	17.855	5251.0713	5268.9263	---	---
11N20SISO	Ant1	5280	17.889	5271.1420	5289.0310	---	---
11N20SISO	Ant1	5320	17.884	5311.1038	5328.9878	---	---
11N40SISO	Ant1	5190	36.232	5172.0406	5208.2726	---	---
11N40SISO	Ant1	5230	36.319	5211.9547	5248.2737	---	---
11N40SISO	Ant1	5270	36.350	5251.8848	5288.2348	---	---
11N40SISO	Ant1	5310	36.244	5291.9779	5328.2219	---	---
11AC20SISO	Ant1	5180	17.886	5171.1305	5189.0165	---	---
11AC20SISO	Ant1	5200	17.790	5191.1753	5208.9653	---	---
11AC20SISO	Ant1	5240	17.843	5231.1642	5249.0072	---	---
11AC20SISO	Ant1	5260	17.815	5251.0922	5268.9072	---	---
11AC20SISO	Ant1	5280	17.878	5271.1282	5289.0062	---	---
11AC20SISO	Ant1	5320	17.883	5311.0926	5328.9756	---	---
11AC40SISO	Ant1	5190	36.207	5172.0414	5208.2484	---	---
11AC40SISO	Ant1	5230	36.476	5211.9372	5248.4132	---	---
11AC40SISO	Ant1	5270	36.422	5251.8844	5288.3064	---	---
11AC40SISO	Ant1	5310	36.274	5291.9300	5328.2040	---	---
11AC80SISO	Ant1	5210	75.255	5172.6804	5247.9354	---	---
11AC80SISO	Ant1	5290	75.299	5252.5390	5327.8380	---	---

Note: offset(dB) = cable loss(dB) + attenuator factor(dB)

Test Graphs

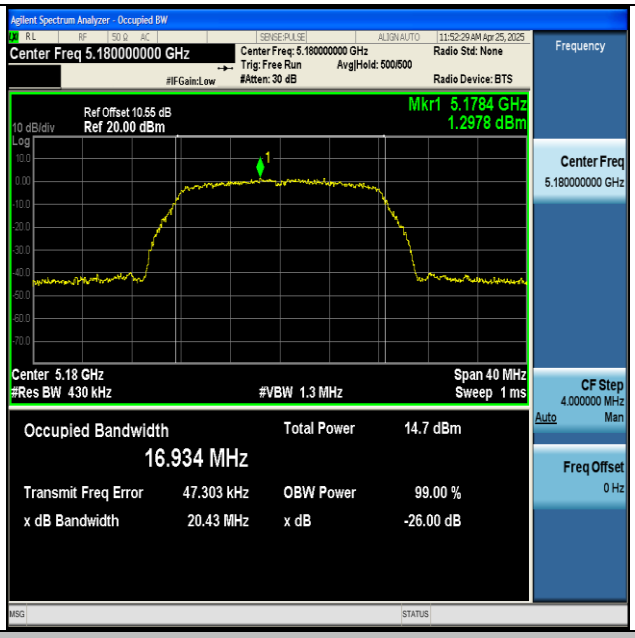

11A-Ant1-5180

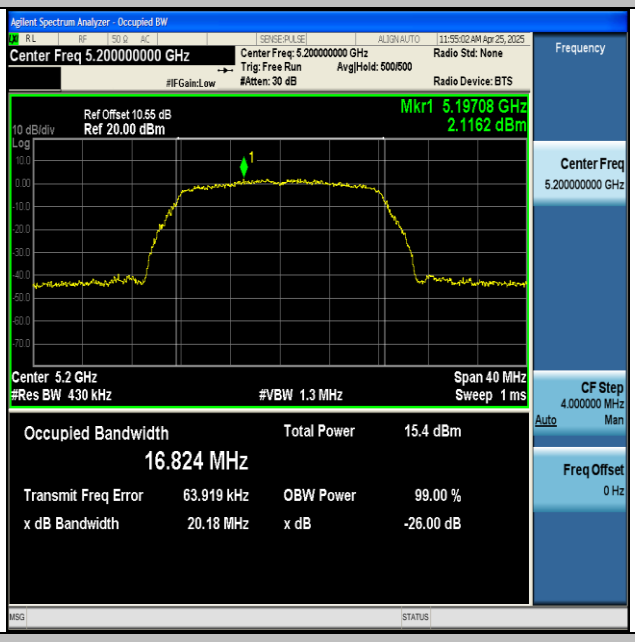

11A-Ant1-5200

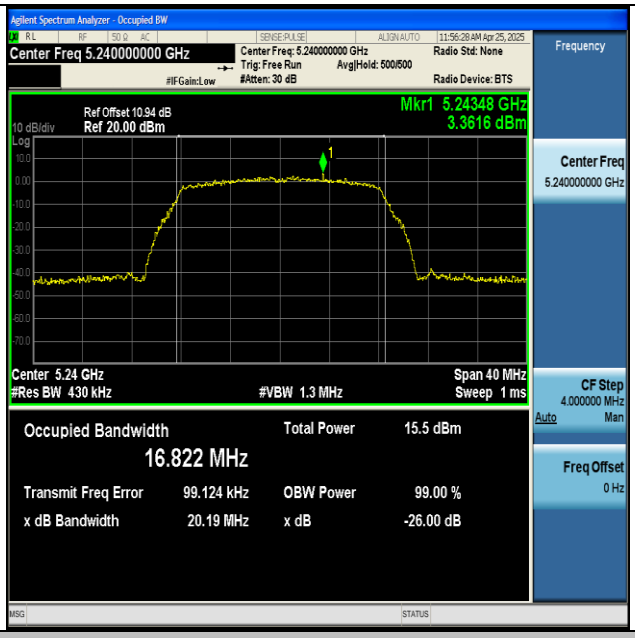

11A-Ant1-5240

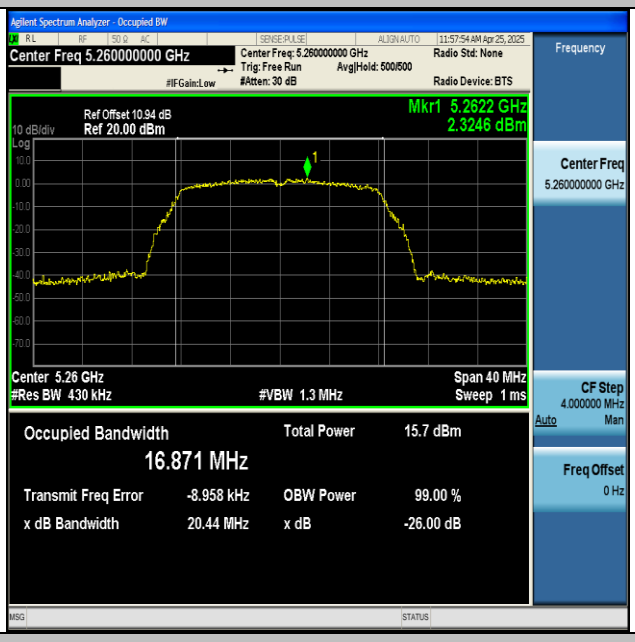

11A-Ant1-5260

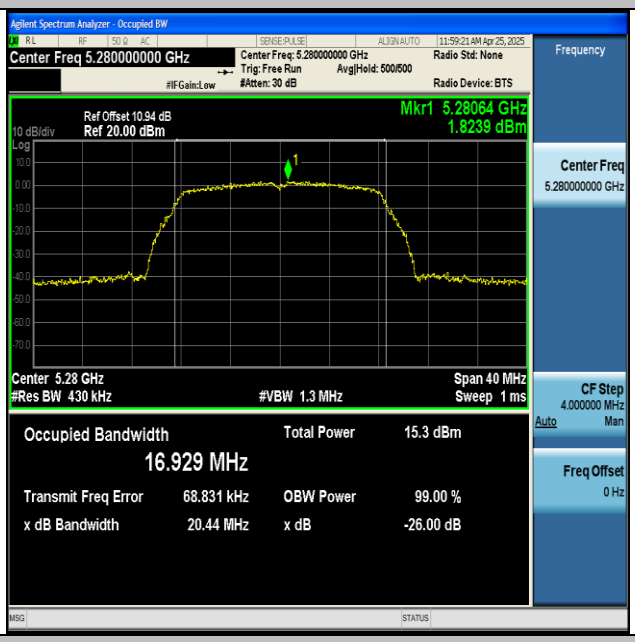

11A-Ant1-5280

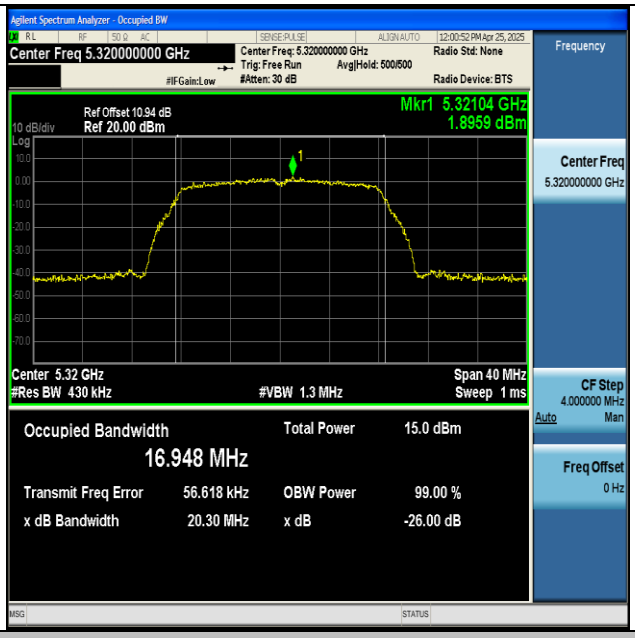

11A-Ant1-5320

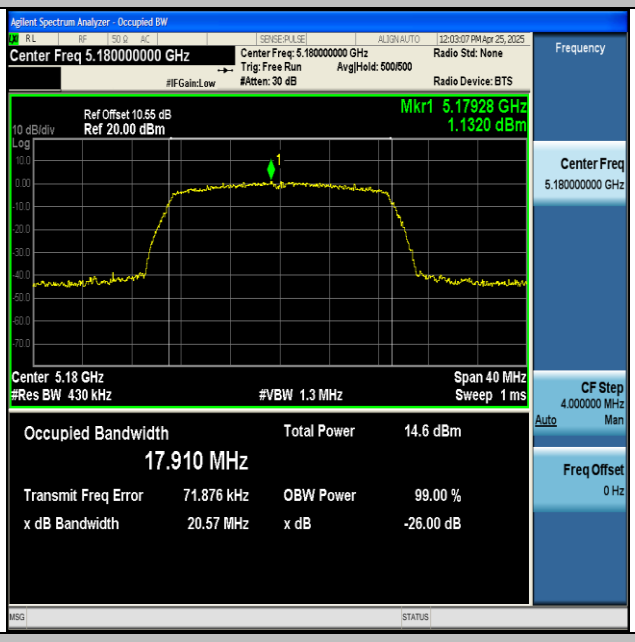

11N20SISO-Ant1-5180

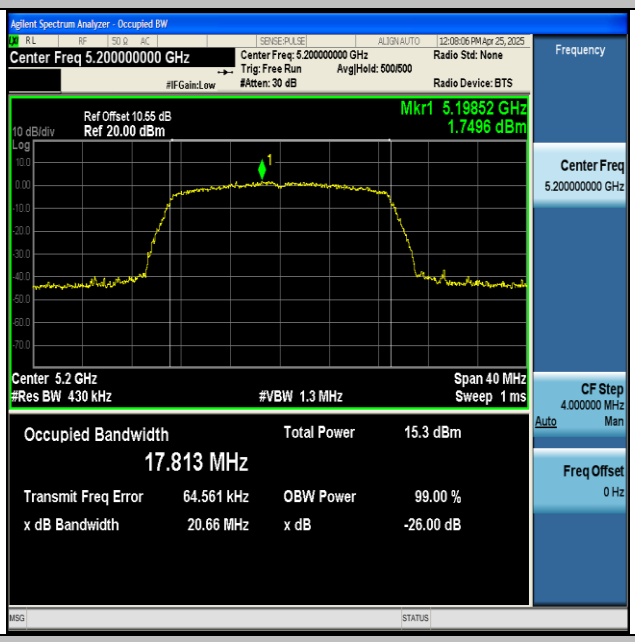

11N20SISO-Ant1-5200

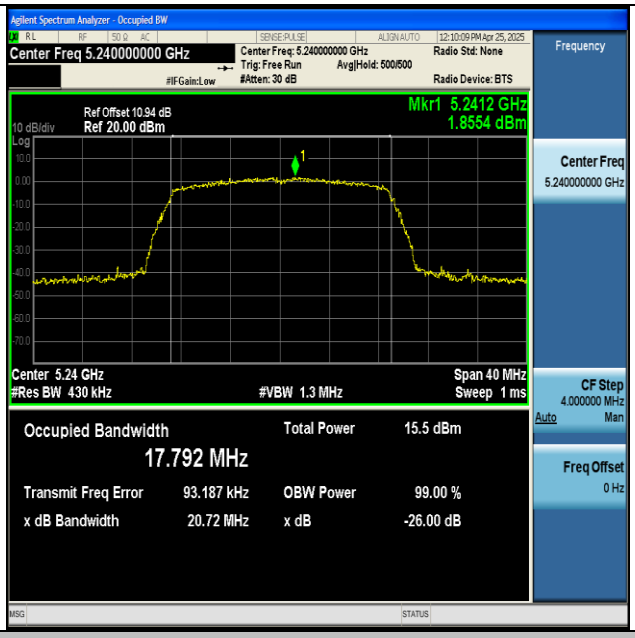

11N20SISO-Ant1-5240

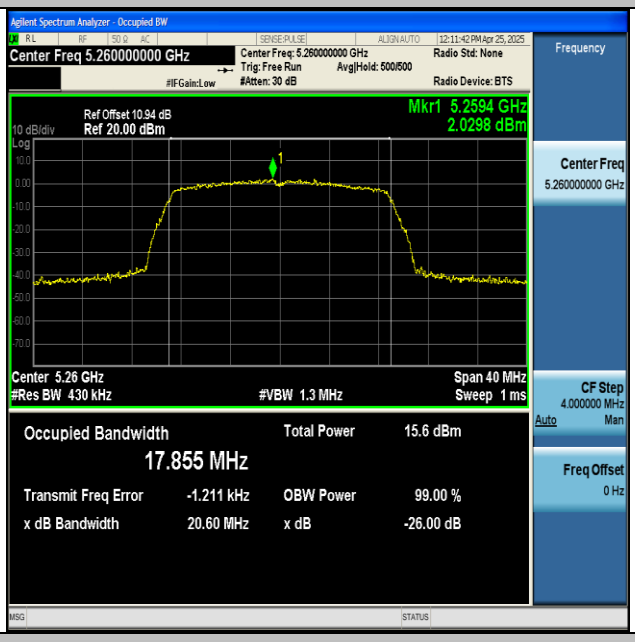

11N20SISO-Ant1-5260

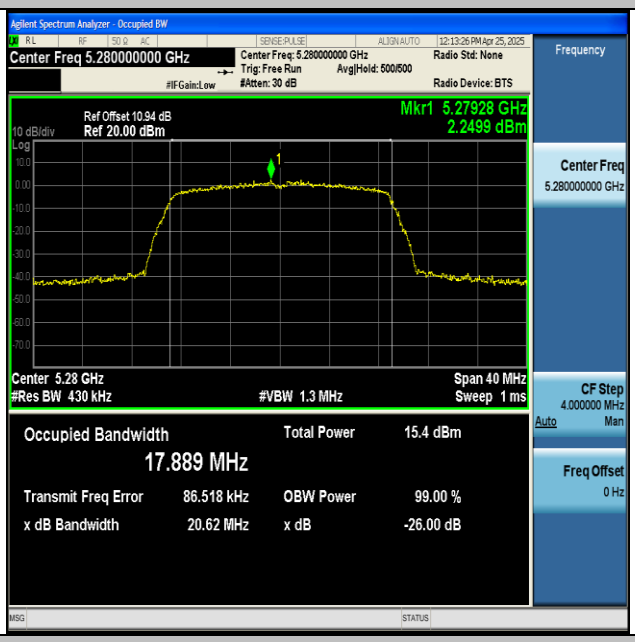

11N20SISO-Ant1-5280

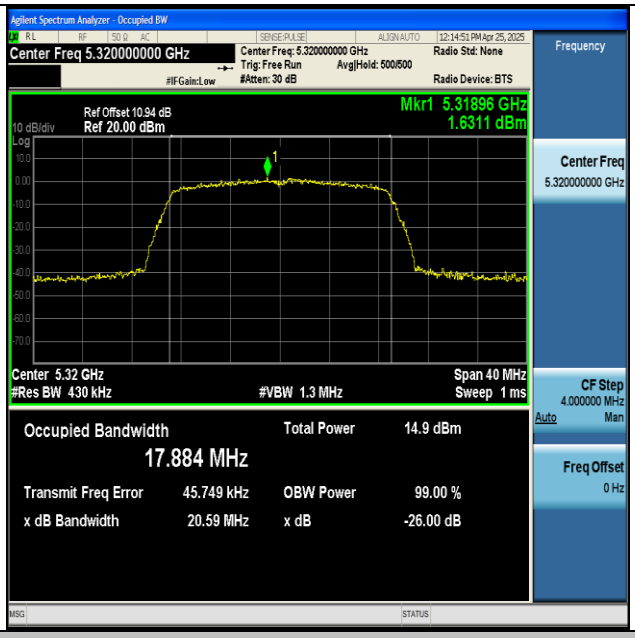

11N20SISO-Ant1-5320

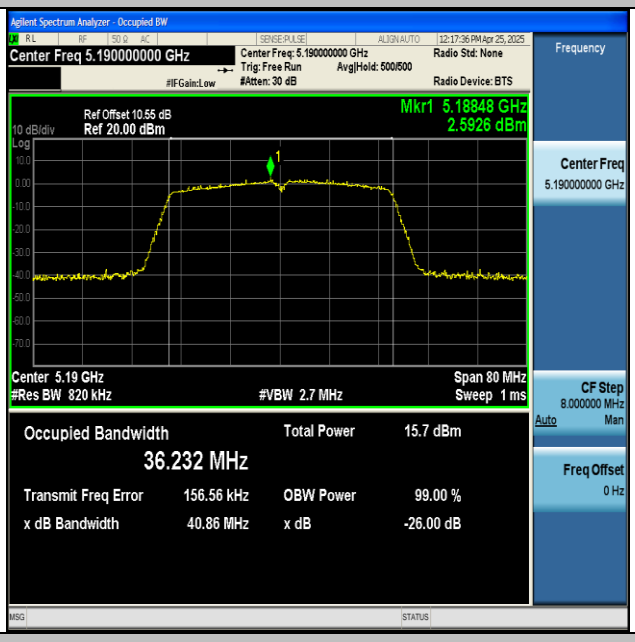

11N40SISO-Ant1-5190

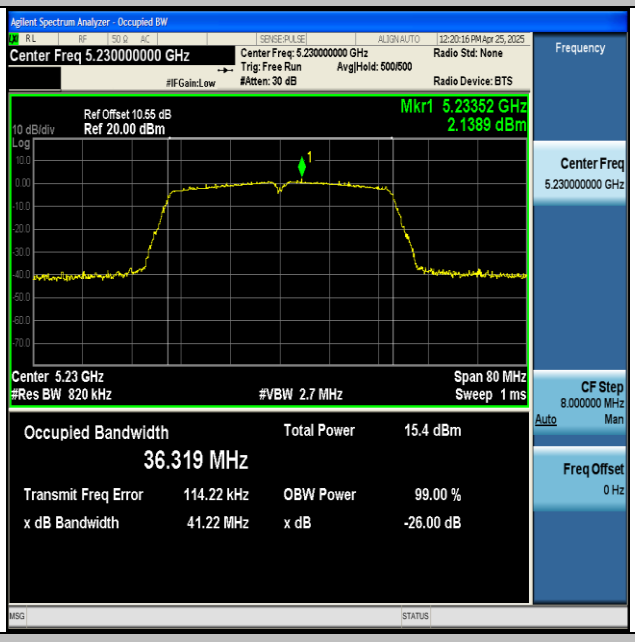

11N40SISO-Ant1-5230

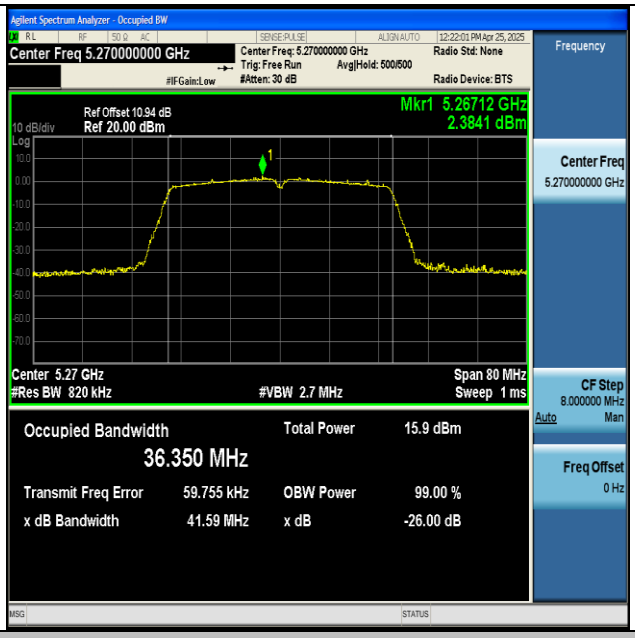

11N40SISO-Ant1-5270

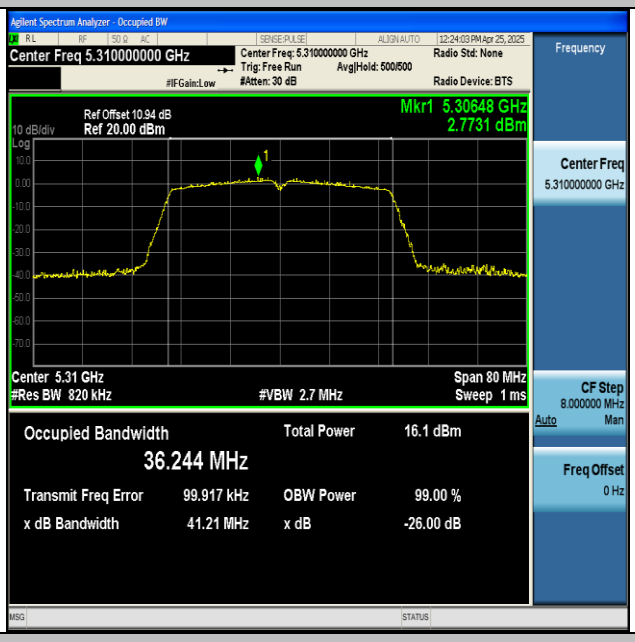

11N40SISO-Ant1-5310

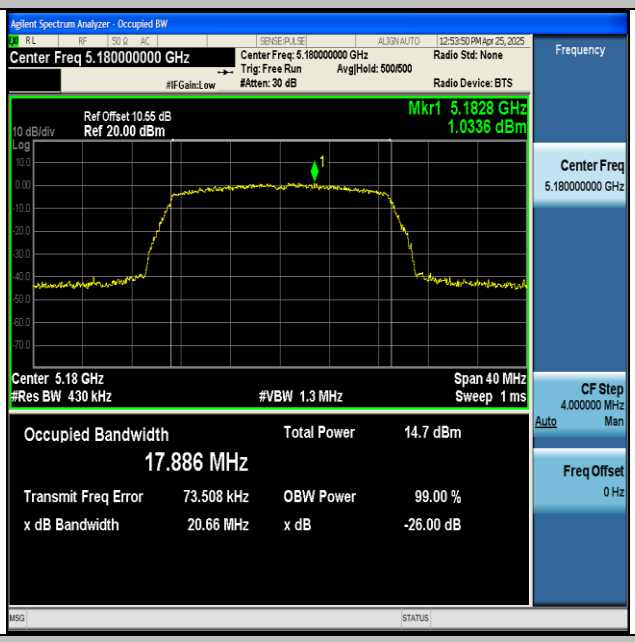

11AC20SISO-Ant1-5180

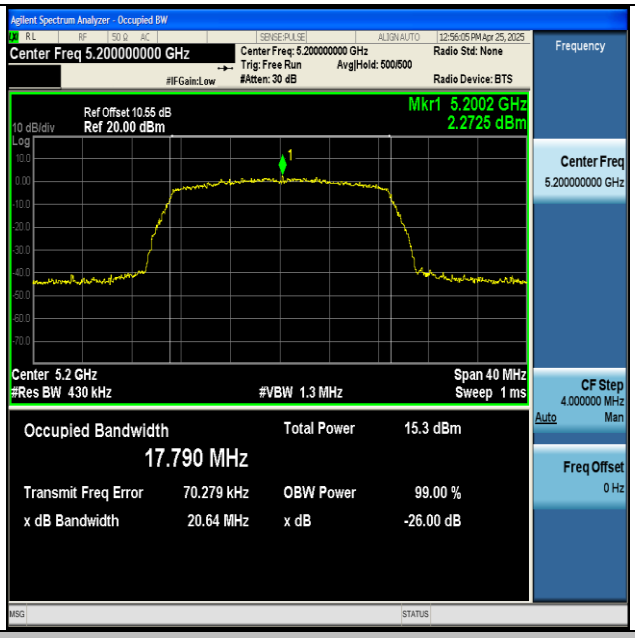

11AC20SISO-Ant1-5200

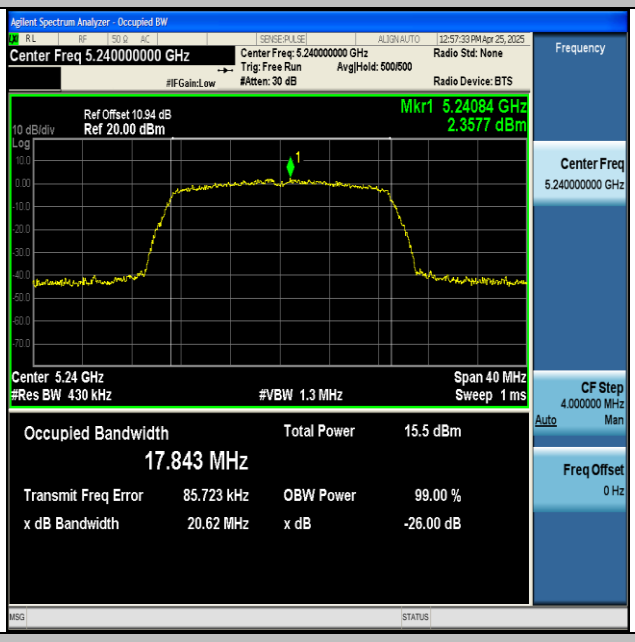

11AC20SISO-Ant1-5240

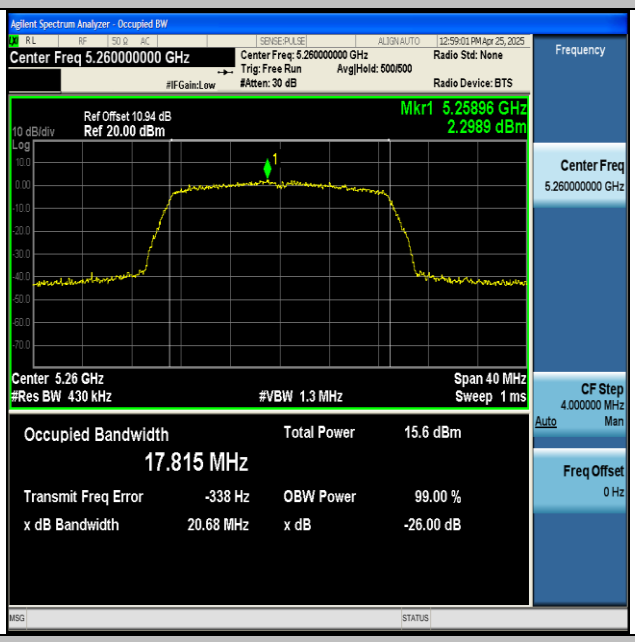

11AC20SISO-Ant1-5260

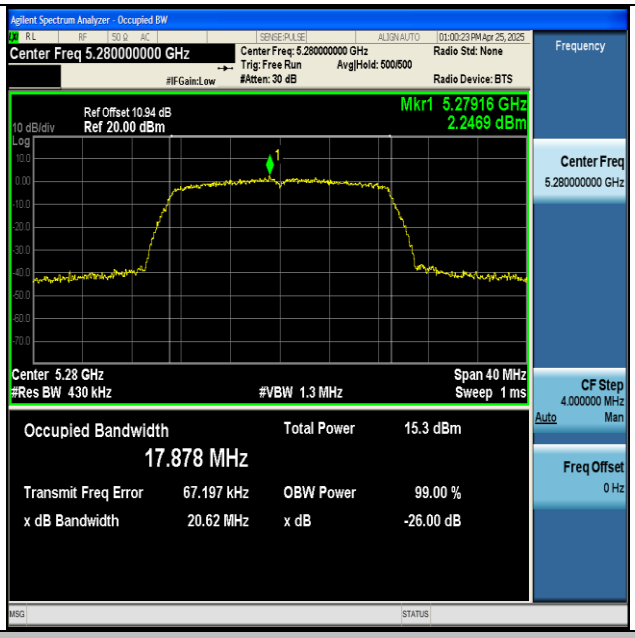

11AC20SISO-Ant1-5280

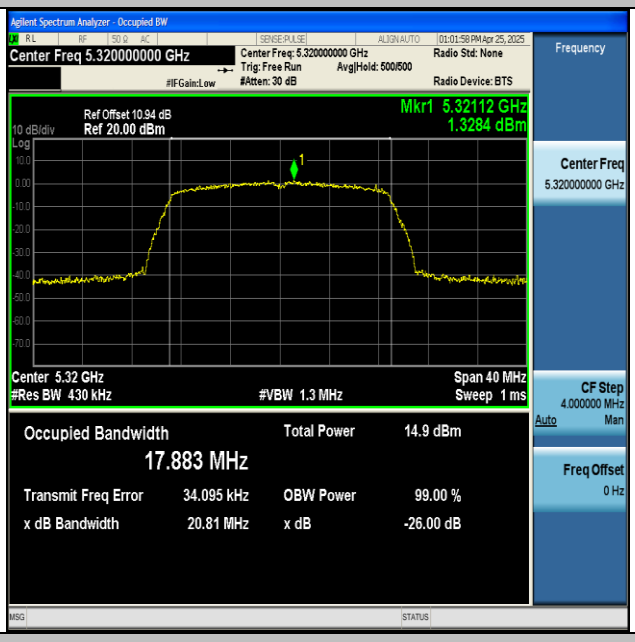

11AC20SISO-Ant1-5320

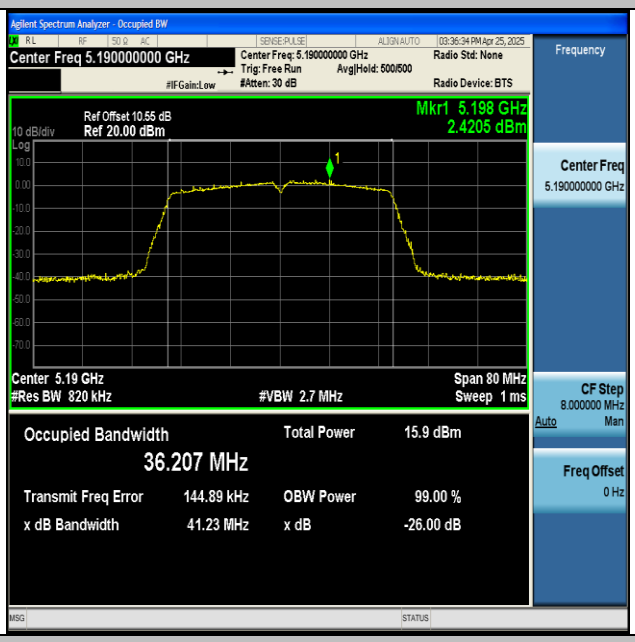

11AC40SISO-Ant1-5190

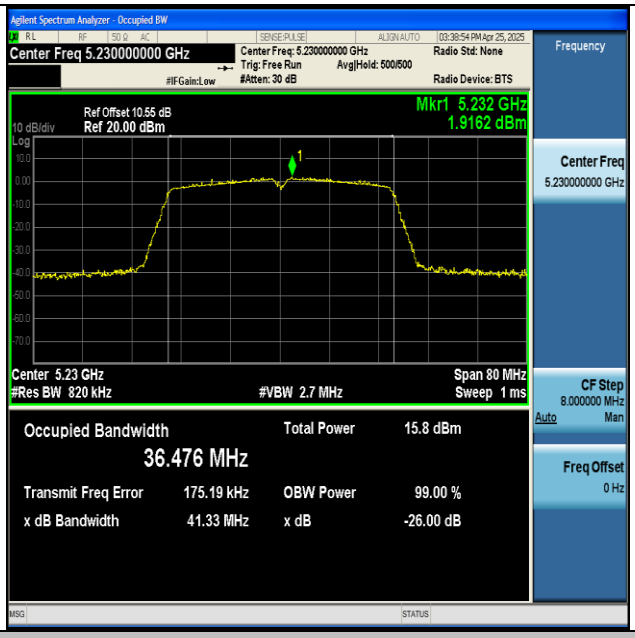

11AC40SISO-Ant1-5230

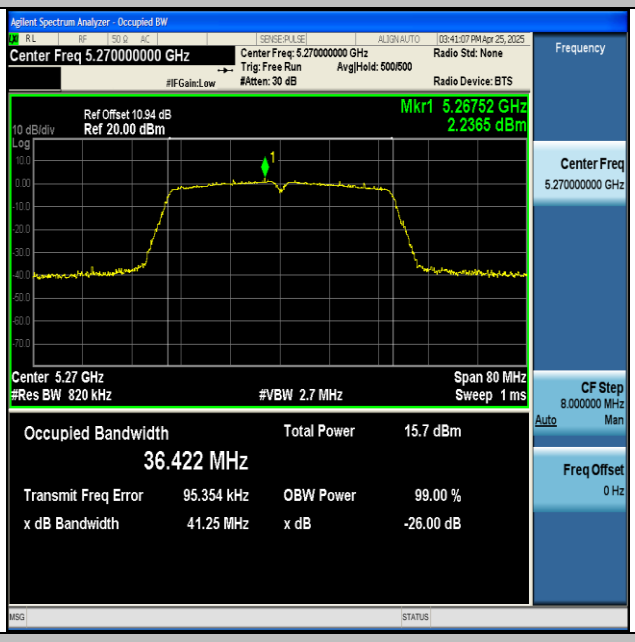

11AC40SISO-Ant1-5270

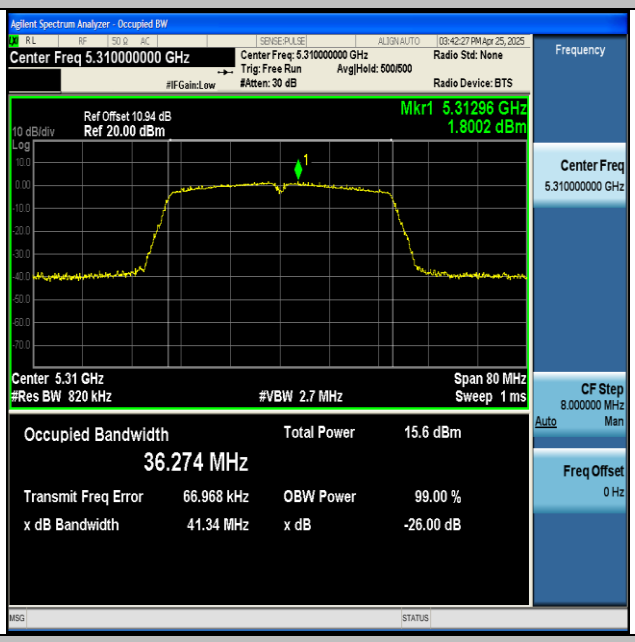

11AC40SISO-Ant1-5310

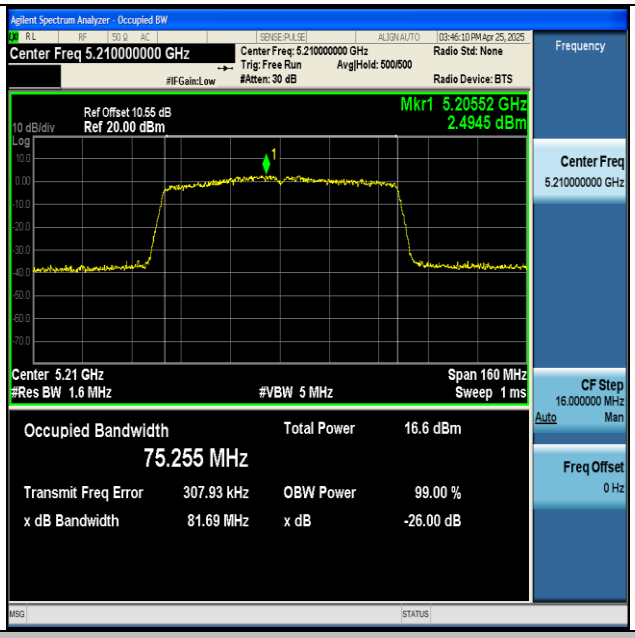

11AC80SISO-Ant1-5210

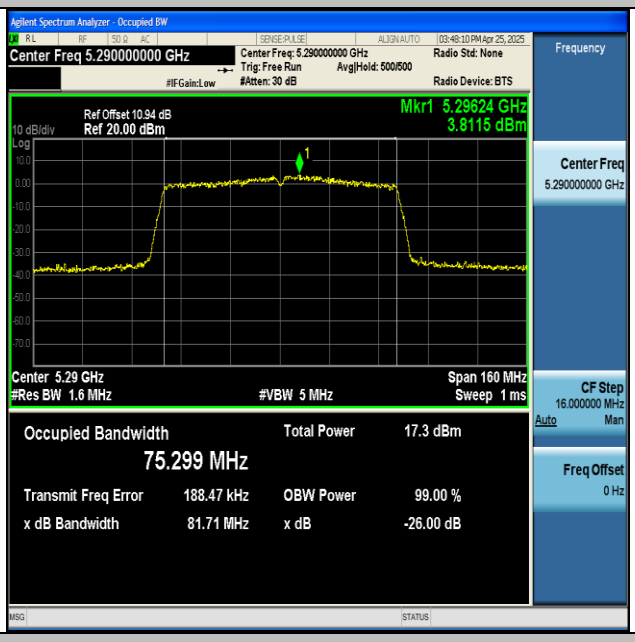

11AC80SISO-Ant1-5290

Appendix B: Maximum conducted output power

Test Result

Test Mode	Antenna	Frequency [MHz]	Conducted Power [dBm]	Conducted Limit [dBm]	Verdict
11A	Ant1	5180	7.93	≤23.98	PASS
11A	Ant1	5200	8.67	≤23.98	PASS
11A	Ant1	5240	8.83	≤23.98	PASS
11A	Ant1	5260	8.98	≤23.96	PASS
11A	Ant1	5280	8.64	≤23.96	PASS
11A	Ant1	5320	8.25	≤23.90	PASS
11N20SISO	Ant1	5180	7.83	≤23.98	PASS
11N20SISO	Ant1	5200	8.52	≤23.98	PASS
11N20SISO	Ant1	5240	8.67	≤23.98	PASS
11N20SISO	Ant1	5260	8.91	≤23.98	PASS
11N20SISO	Ant1	5280	8.56	≤23.98	PASS
11N20SISO	Ant1	5320	8.11	≤23.98	PASS
11N40SISO	Ant1	5190	8.29	≤23.98	PASS
11N40SISO	Ant1	5230	8.09	≤23.98	PASS
11N40SISO	Ant1	5270	8.61	≤23.98	PASS
11N40SISO	Ant1	5310	8.73	≤23.98	PASS
11AC20SISO	Ant1	5180	7.87	≤23.98	PASS
11AC20SISO	Ant1	5200	8.60	≤23.98	PASS
11AC20SISO	Ant1	5240	8.71	≤23.98	PASS
11AC20SISO	Ant1	5260	8.88	≤23.98	PASS
11AC20SISO	Ant1	5280	8.65	≤23.98	PASS
11AC20SISO	Ant1	5320	8.11	≤23.98	PASS
11AC40SISO	Ant1	5190	8.64	≤23.98	PASS
11AC40SISO	Ant1	5230	8.06	≤23.98	PASS
11AC40SISO	Ant1	5270	8.38	≤23.98	PASS
11AC40SISO	Ant1	5310	8.34	≤23.98	PASS
11AC80SISO	Ant1	5210	7.89	≤23.98	PASS
11AC80SISO	Ant1	5290	8.51	≤23.98	PASS

Note: offset(dB) = cable loss(dB) + attenuator factor(dB) + Duty Cycle Factor(dB)

Appendix C: Maximum power spectral density

Test Result

Test Mode	Antenna	Frequency [MHz]	Result [dBm/MHz]	Limit [dBm/MHz]	Verdict
11A	Ant1	5180	-2.43	≤11.00	PASS
11A	Ant1	5200	-1.12	≤11.00	PASS
11A	Ant1	5240	-1.22	≤11.00	PASS
11A	Ant1	5260	-1.32	≤11.00	PASS
11A	Ant1	5280	-1.71	≤11.00	PASS
11A	Ant1	5320	-2.00	≤11.00	PASS
11N20SISO	Ant1	5180	-2.51	≤11.00	PASS
11N20SISO	Ant1	5200	-1.44	≤11.00	PASS
11N20SISO	Ant1	5240	-1.66	≤11.00	PASS
11N20SISO	Ant1	5260	-1.20	≤11.00	PASS
11N20SISO	Ant1	5280	-1.79	≤11.00	PASS
11N20SISO	Ant1	5320	-2.38	≤11.00	PASS
11N40SISO	Ant1	5190	-4.83	≤11.00	PASS
11N40SISO	Ant1	5230	-5.12	≤11.00	PASS
11N40SISO	Ant1	5270	-4.69	≤11.00	PASS
11N40SISO	Ant1	5310	-4.56	≤11.00	PASS
11AC20SISO	Ant1	5180	-2.44	≤11.00	PASS
11AC20SISO	Ant1	5200	-1.74	≤11.00	PASS
11AC20SISO	Ant1	5240	-1.43	≤11.00	PASS
11AC20SISO	Ant1	5260	-1.54	≤11.00	PASS
11AC20SISO	Ant1	5280	-1.88	≤11.00	PASS
11AC20SISO	Ant1	5320	-2.13	≤11.00	PASS
11AC40SISO	Ant1	5190	-4.38	≤11.00	PASS
11AC40SISO	Ant1	5230	-5.66	≤11.00	PASS
11AC40SISO	Ant1	5270	-4.96	≤11.00	PASS
11AC40SISO	Ant1	5310	-4.87	≤11.00	PASS
11AC80SISO	Ant1	5210	-8.15	≤11.00	PASS
11AC80SISO	Ant1	5290	-7.67	≤11.00	PASS

Note: offset(dB) = cable loss(dB) + attenuator factor(dB) + Duty Cycle Factor(dB)

Test Graphs

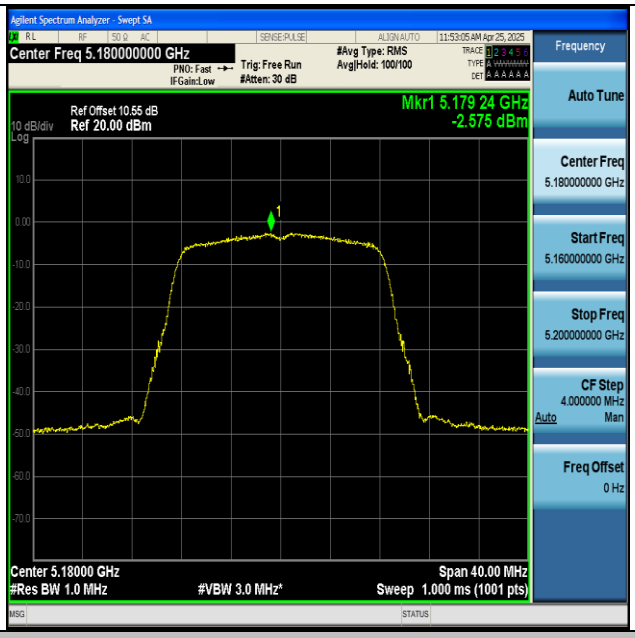

11A-Ant1-5180-PASS

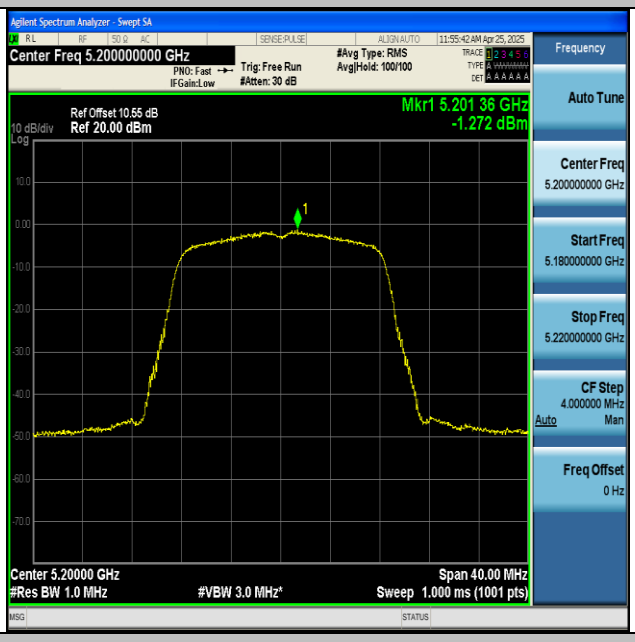

11A-Ant1-5200-PASS

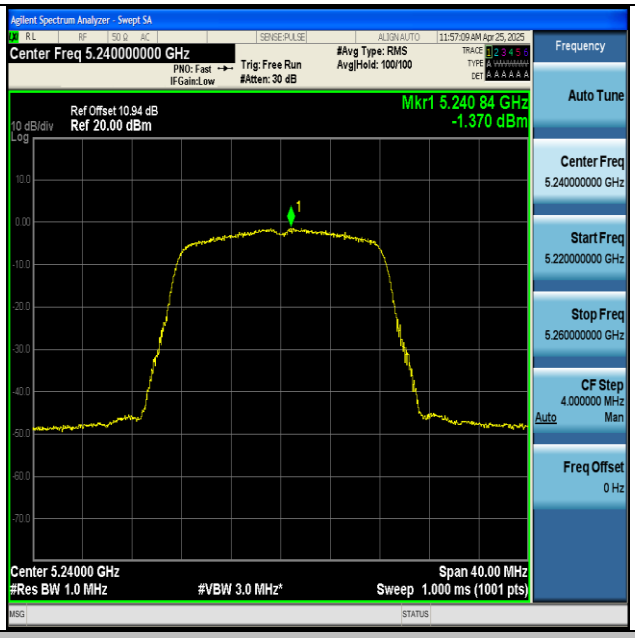

11A-Ant1-5240-PASS

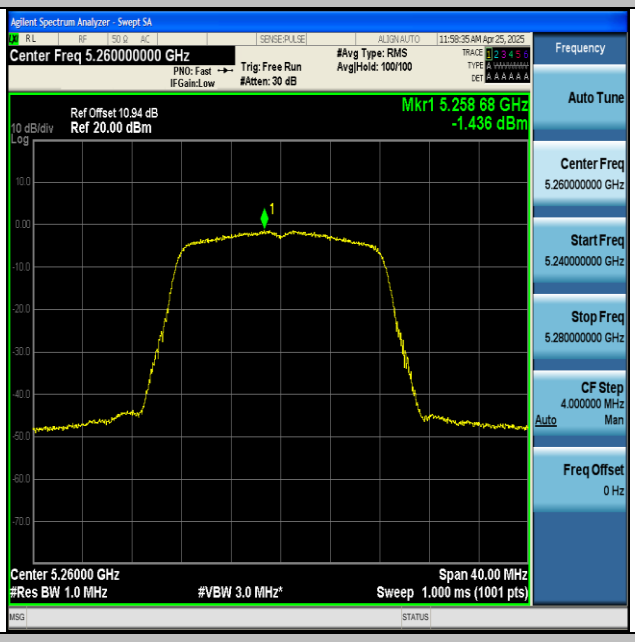

11A-Ant1-5260-PASS

11A-Ant1-5280-PASS

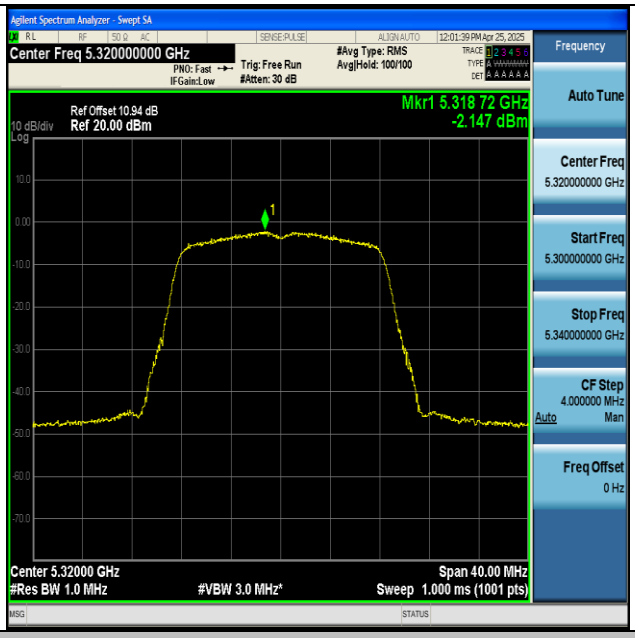

11A-Ant1-5320-PASS

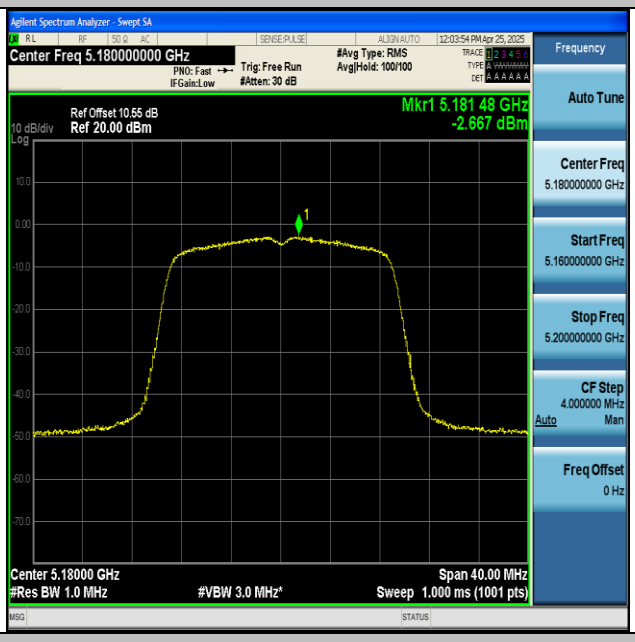

11N20SISO-Ant1-5180-PASS

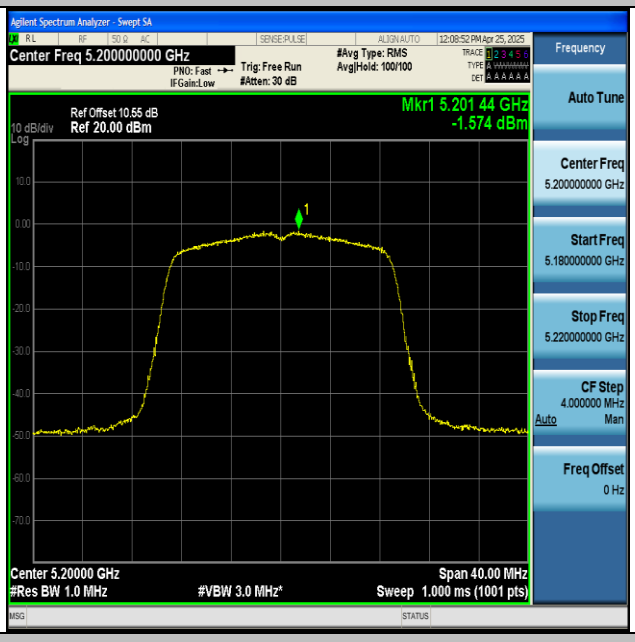

11N20SISO-Ant1-5200-PASS

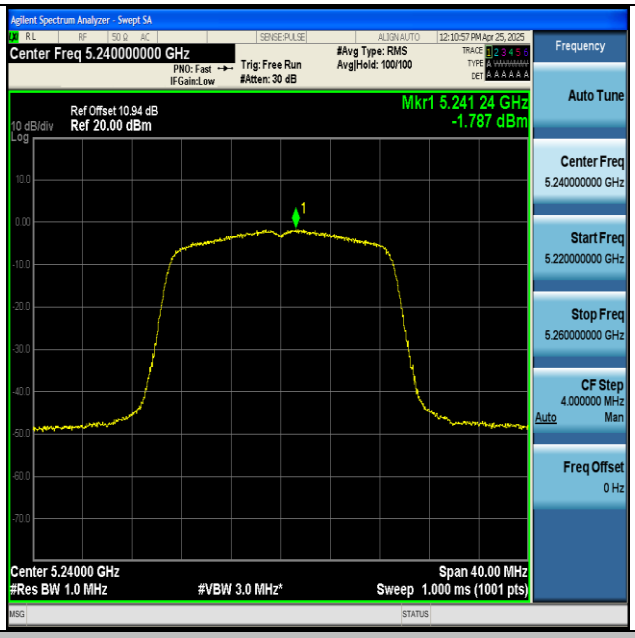

11N20SISO-Ant1-5240-PASS

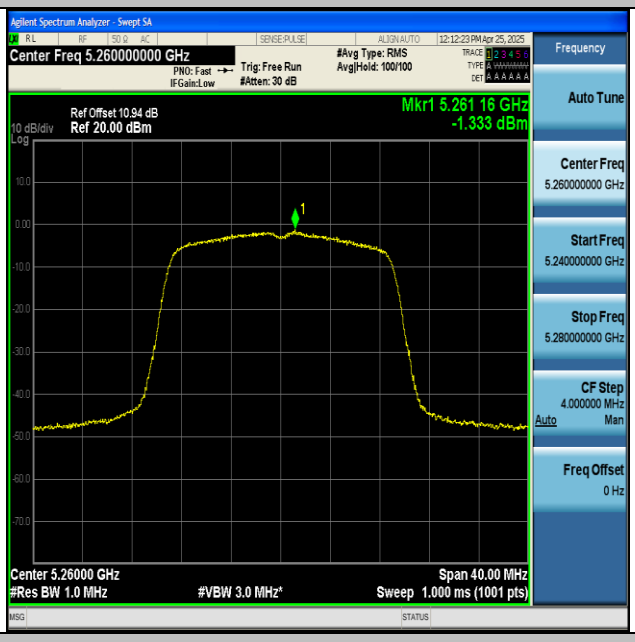

11N20SISO-Ant1-5260-PASS

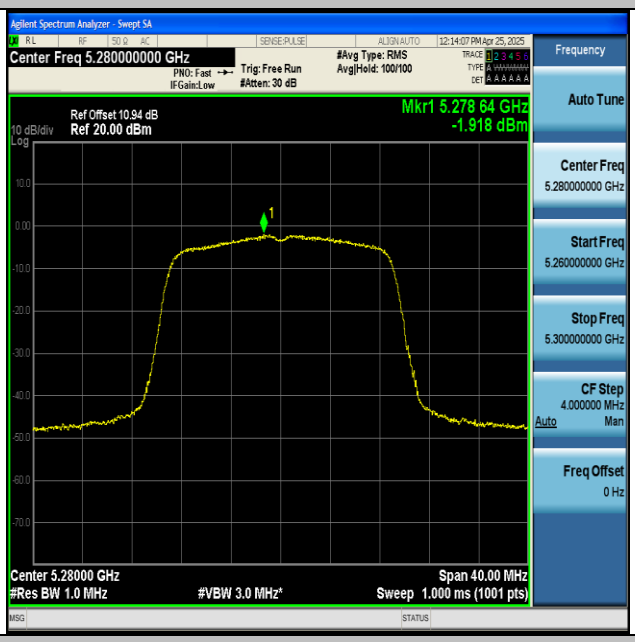

11N20SISO-Ant1-5280-PASS

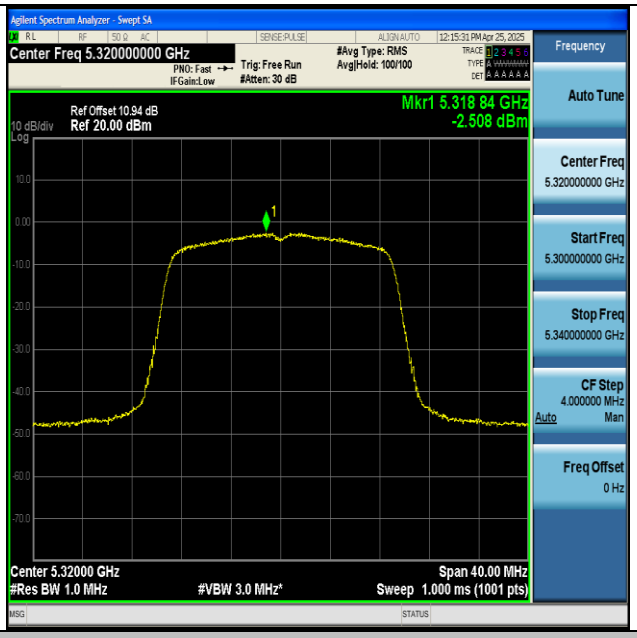

11N20SISO-Ant1-5320-PASS

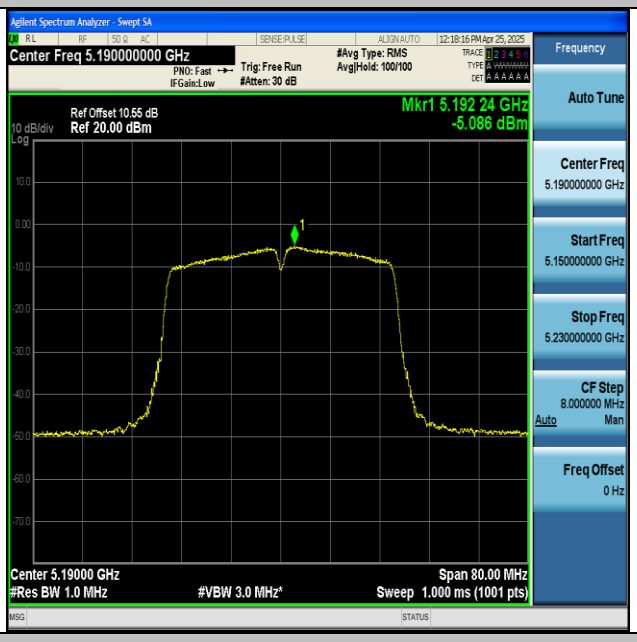

11N40SISO-Ant1-5190-PASS

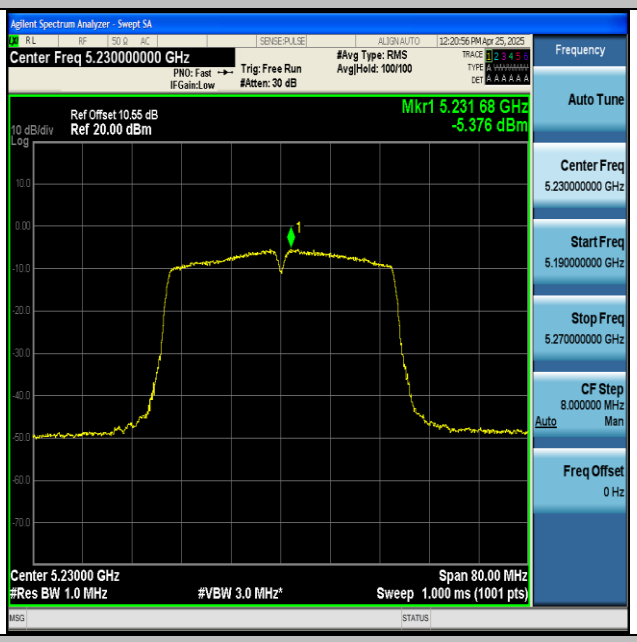

11N40SISO-Ant1-5230-PASS

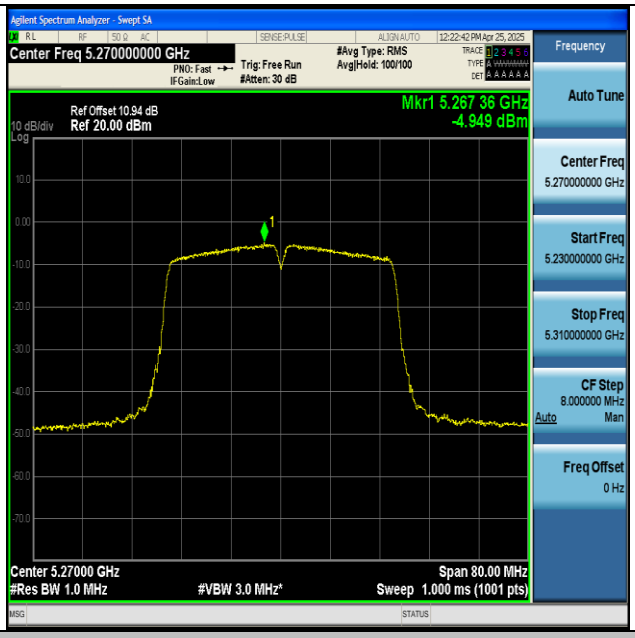

11N40SISO-Ant1-5270-PASS

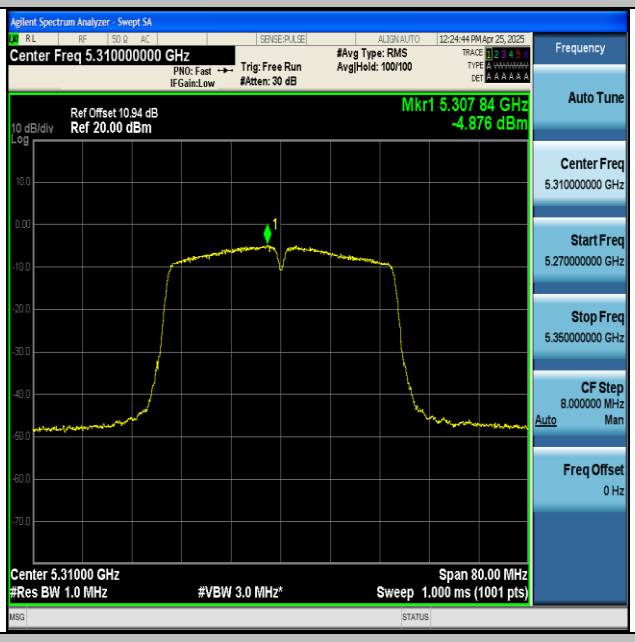

11N40SISO-Ant1-5310-PASS

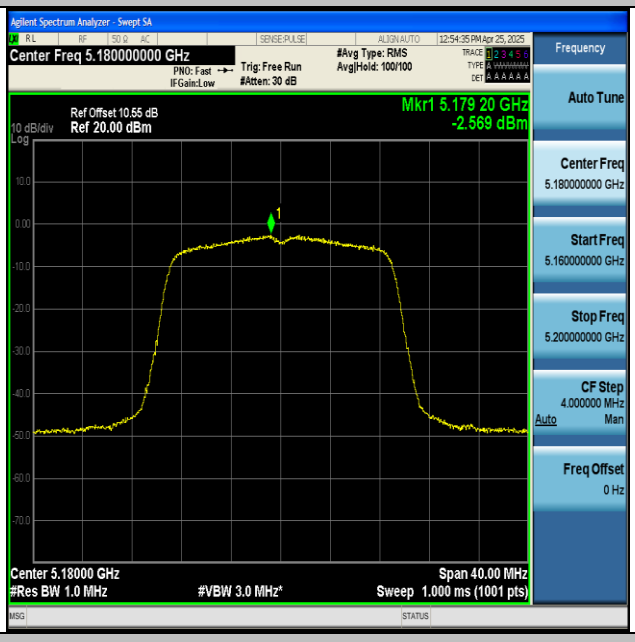

11AC20SISO-Ant1-5180-PASS

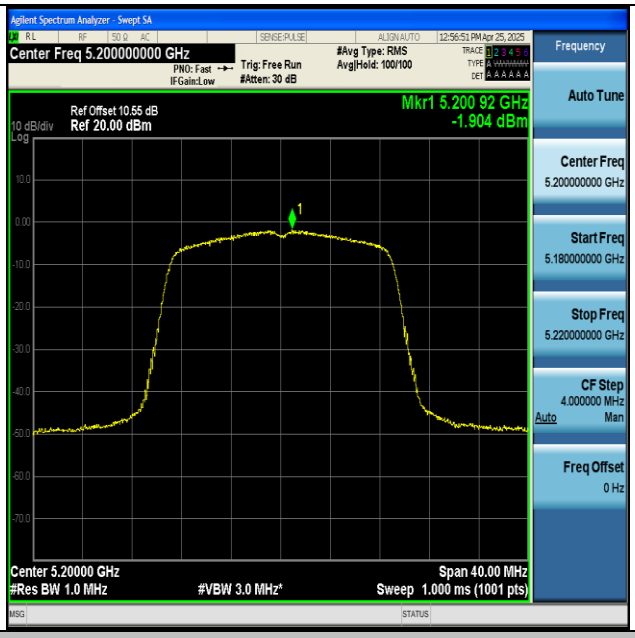

11AC20SISO-Ant1-5200-PASS

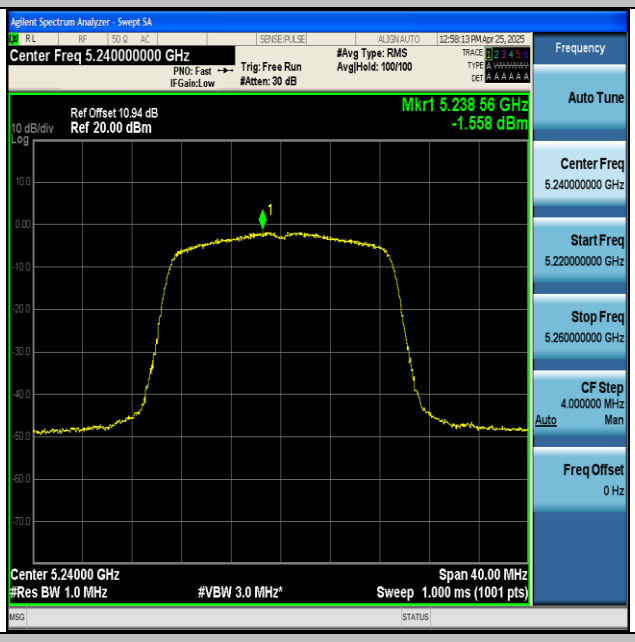

11AC20SISO-Ant1-5240-PASS

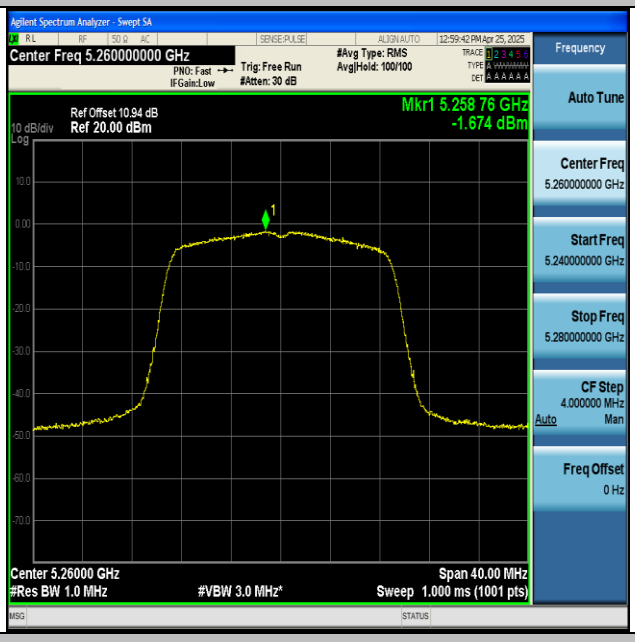

11AC20SISO-Ant1-5260-PASS

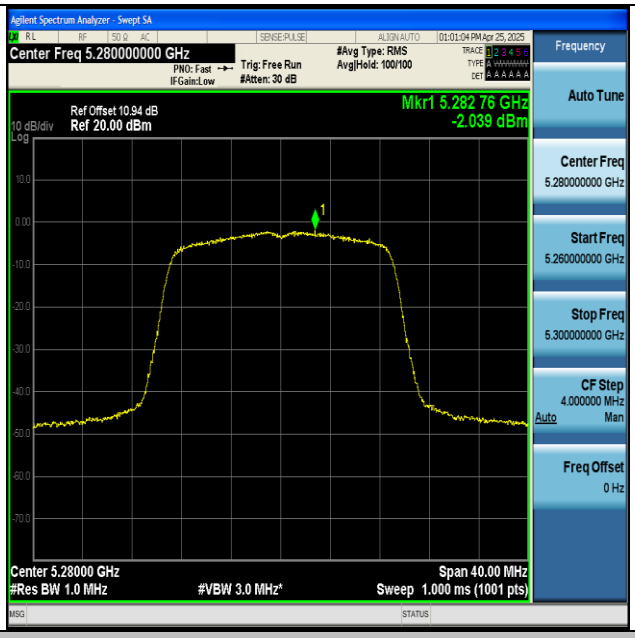

11AC20SISO-Ant1-5280-PASS

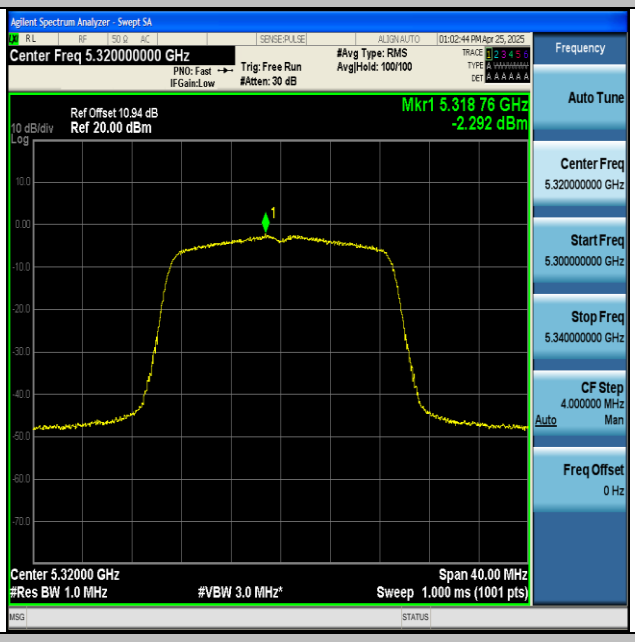

11AC20SISO-Ant1-5320-PASS

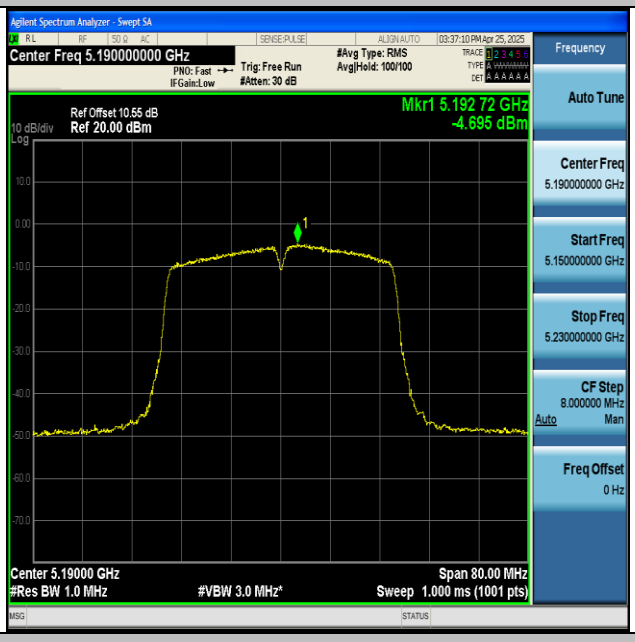

11AC40SISO-Ant1-5190-PASS

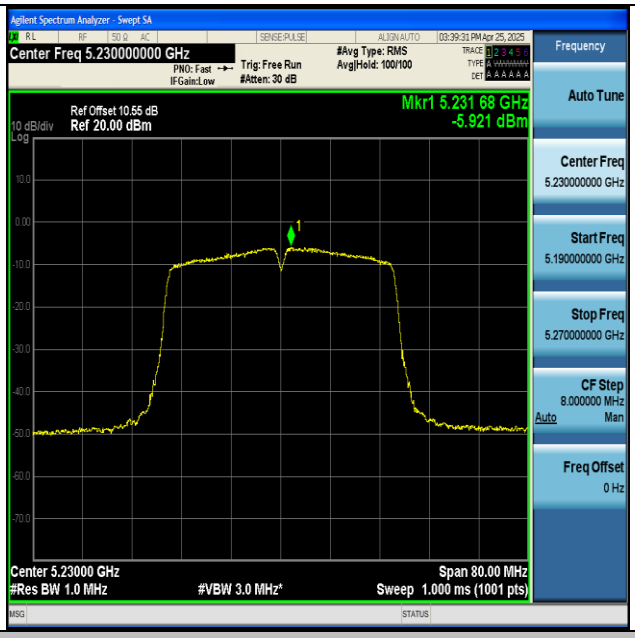

11AC40SISO-Ant1-5230-PASS

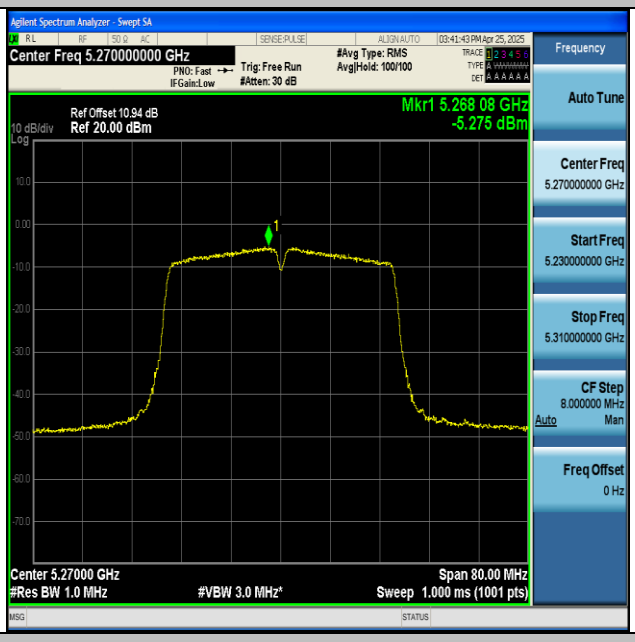

11AC40SISO-Ant1-5270-PASS

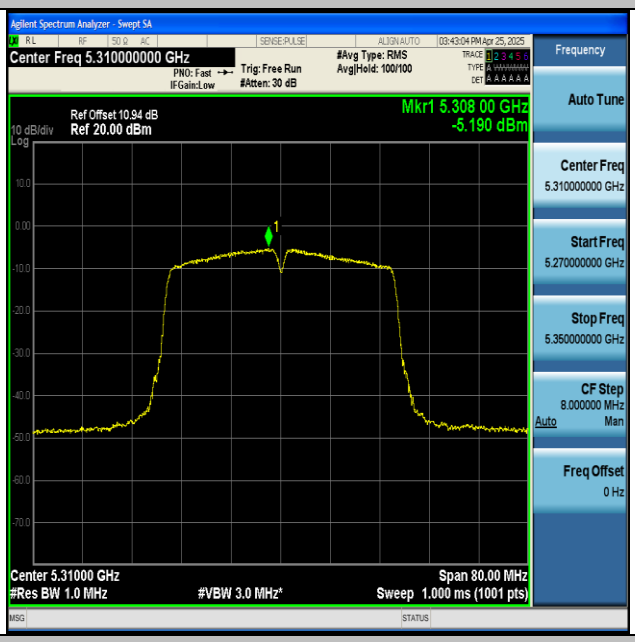

11AC40SISO-Ant1-5310-PASS

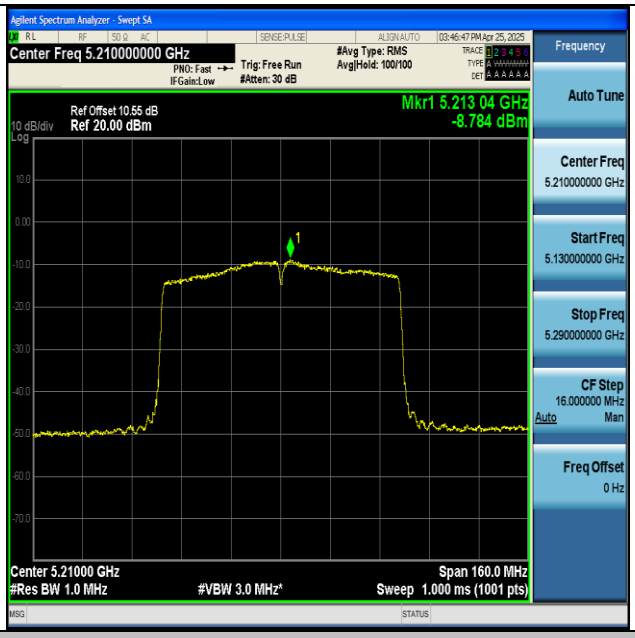

11AC80SISO-Ant1-5210-PASS

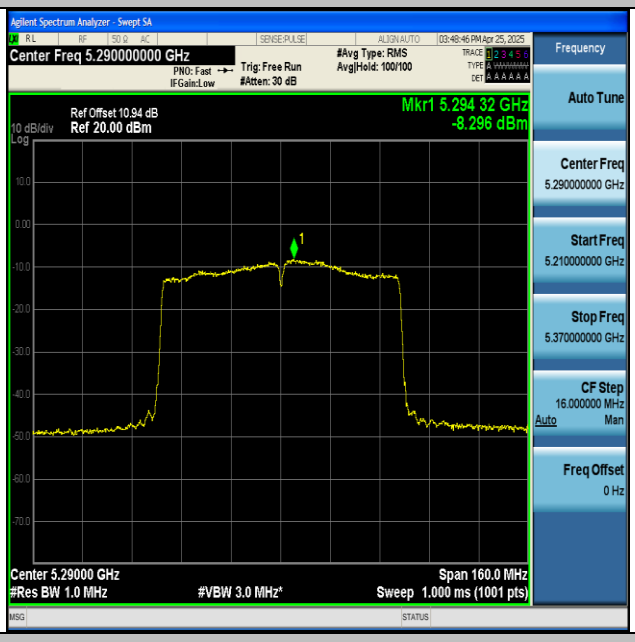

11AC80SISO-Ant1-5290-PASS

Appendix D: Band edge measurements

Test Result

Test Mode	Antenna	Ch. Name	Frequency [MHz]	Result [dBm]	Limit [dBm]	Verdict
11A	Ant1	Low	5180	-36.63	≤-27	PASS
11A	Ant1	High	5320	-37.21	≤-27	PASS
11N20SISO	Ant1	Low	5180	-37.6	≤-27	PASS
11N20SISO	Ant1	High	5320	-36.87	≤-27	PASS
11N40SISO	Ant1	Low	5190	-36.96	≤-27	PASS
11N40SISO	Ant1	High	5310	-36.63	≤-27	PASS
11AC20SISO	Ant1	Low	5180	-37.53	≤-27	PASS
11AC20SISO	Ant1	High	5320	-36.89	≤-27	PASS
11AC40SISO	Ant1	Low	5190	-37.69	≤-27	PASS
11AC40SISO	Ant1	High	5310	-37.13	≤-27	PASS
11AC80SISO	Ant1	Low	5210	-36.71	≤-27	PASS
11AC80SISO	Ant1	High	5290	-36.95	≤-27	PASS

Note: offset(dB) = cable loss(dB) + attenuator factor(dB)

Test Graphs

11A-Ant1-5180-PASS

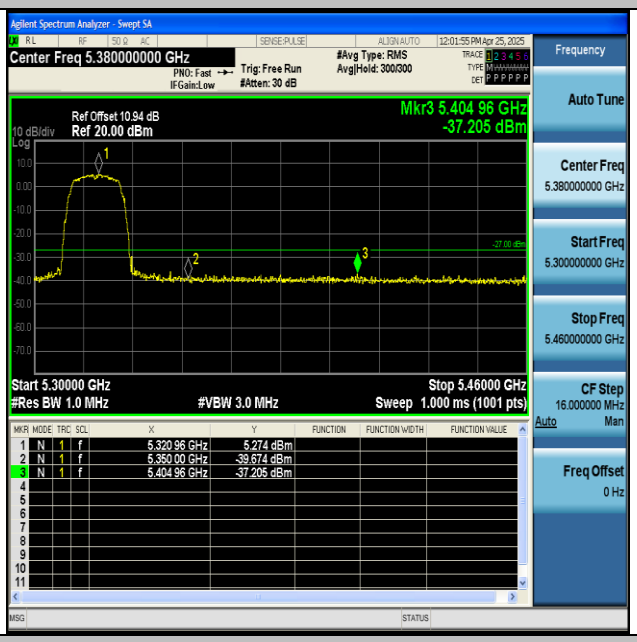

11A-Ant1-5320-PASS

11N20SISO-Ant1-5180-PASS

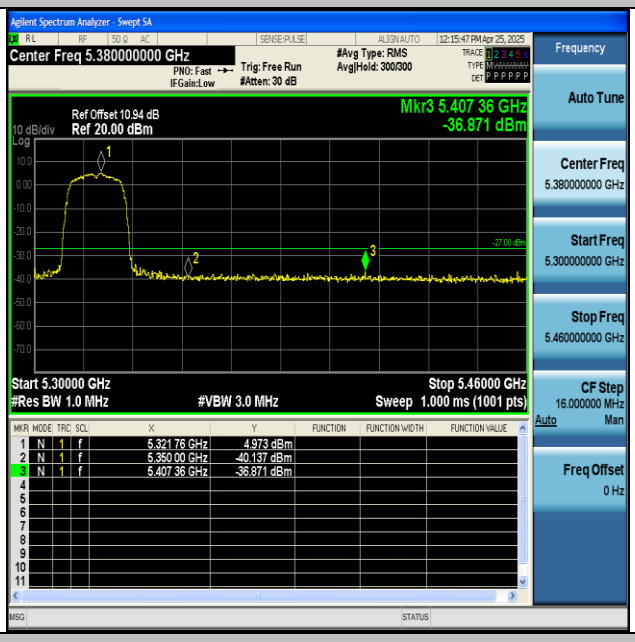

11N20SISO-Ant1-5320-PASS

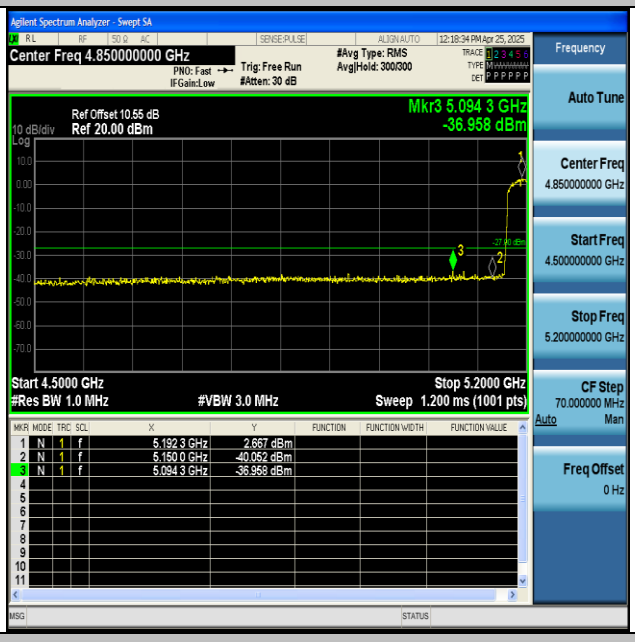

11N40SISO-Ant1-5190-PASS