RF Test Data for RLAN(5. 8G) (Conducted Measurement)

Product Name: LEARNING CAMERA

Trade Mark:

Test Model: DEX-01

FCC ID: 2BOSD-DEX-01

Environmental Conditions

Temperature:	23.5℃
Relative Humidity:	58%
ATM Pressure:	100.0 kPa
Test Engineer:	Allen Lai
Supervised by:	Max Zhang
NOTE	N/A

Appendix A2: Occupied channel bandwidth

Test Result

Test Mode	Antenna	Frequency [MHz]	OCB [MHz]	FL [MHz]	FH [MHz]	Limit [MHz]	Verdict
11A	Ant1	5745	16.877	5736.5908	5753.4678	---	---
11A	Ant1	5785	16.855	5776.5556	5793.4106	---	---
11A	Ant1	5825	16.911	5816.6016	5833.5126	---	---
11N20SISO	Ant1	5745	17.853	5736.0918	5753.9448	---	---
11N20SISO	Ant1	5785	17.851	5776.0617	5793.9127	---	---
11N20SISO	Ant1	5825	17.768	5816.1630	5833.9310	---	---
11N40SISO	Ant1	5755	36.289	5736.8879	5773.1769	---	---
11N40SISO	Ant1	5795	36.430	5776.8357	5813.2657	---	---
11AC20SISO	Ant1	5745	17.807	5736.0974	5753.9044	---	---
11AC20SISO	Ant1	5785	17.802	5776.0955	5793.8975	---	---
11AC20SISO	Ant1	5825	17.746	5816.1819	5833.9279	---	---
11AC40SISO	Ant1	5755	36.272	5736.9168	5773.1888	---	---
11AC40SISO	Ant1	5795	36.428	5776.8358	5813.2638	---	---
11AC80SISO	Ant1	5775	75.224	5737.4587	5812.6827	---	---

Note: offset(dB) = cable loss(dB) + attenuator factor(dB)

Test Graphs

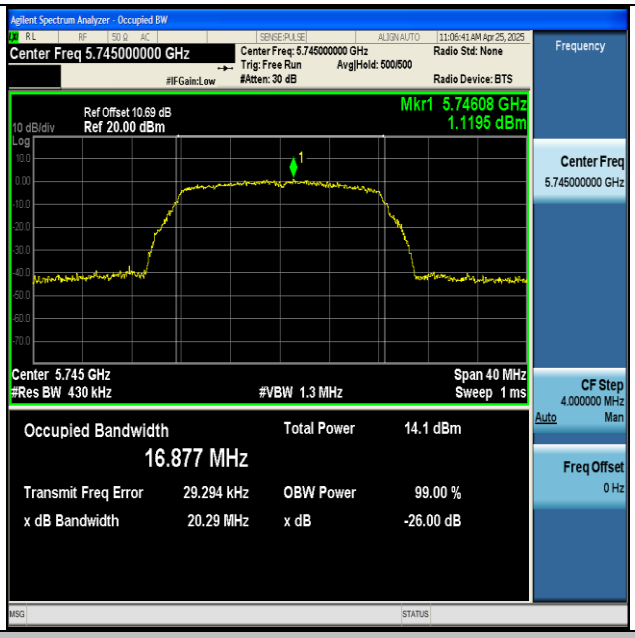

11A-Ant1-5745

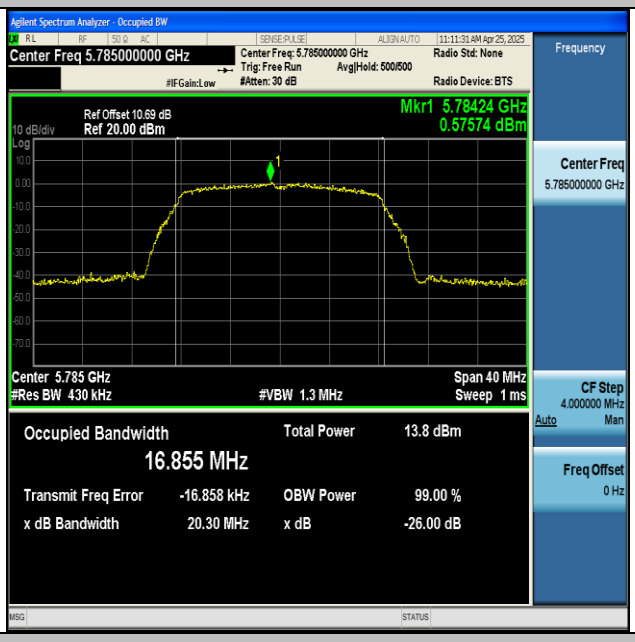

11A-Ant1-5785

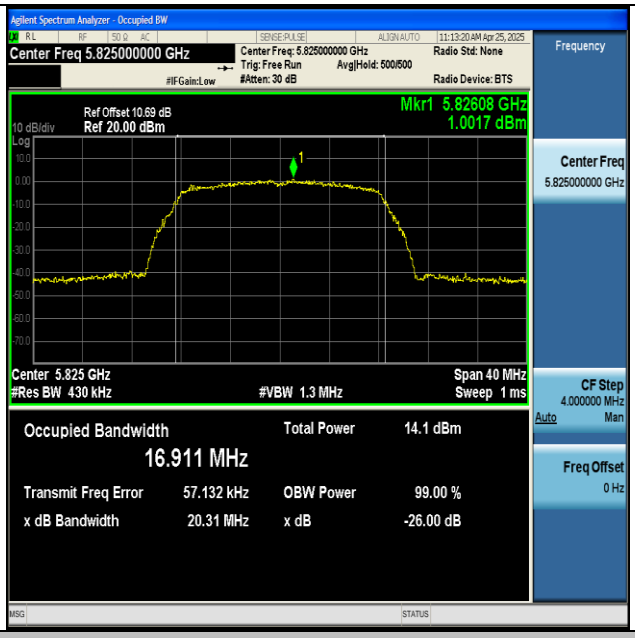

11A-Ant1-5825

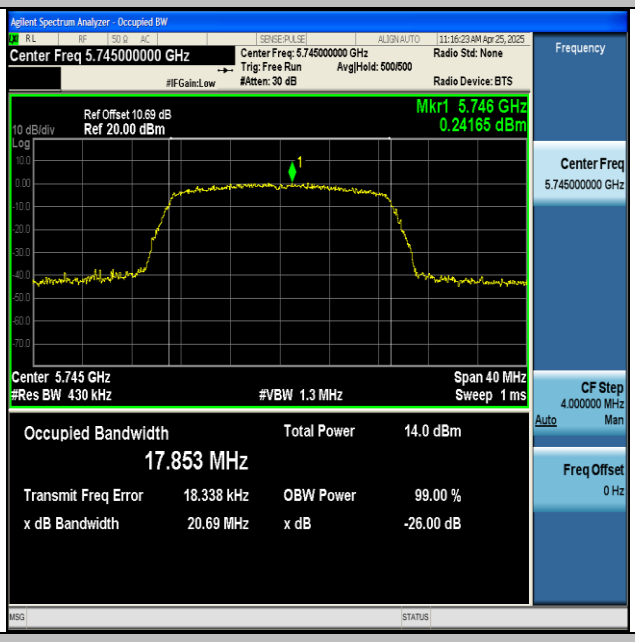

11N20SISO-Ant1-5745

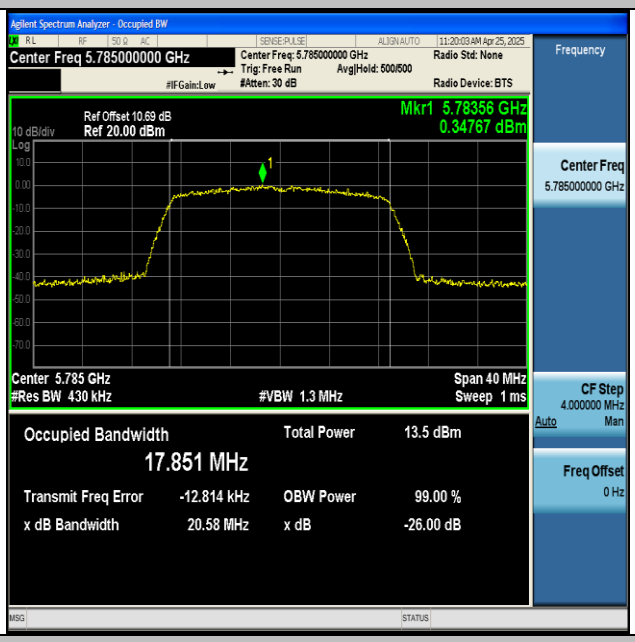

11N20SISO-Ant1-5785

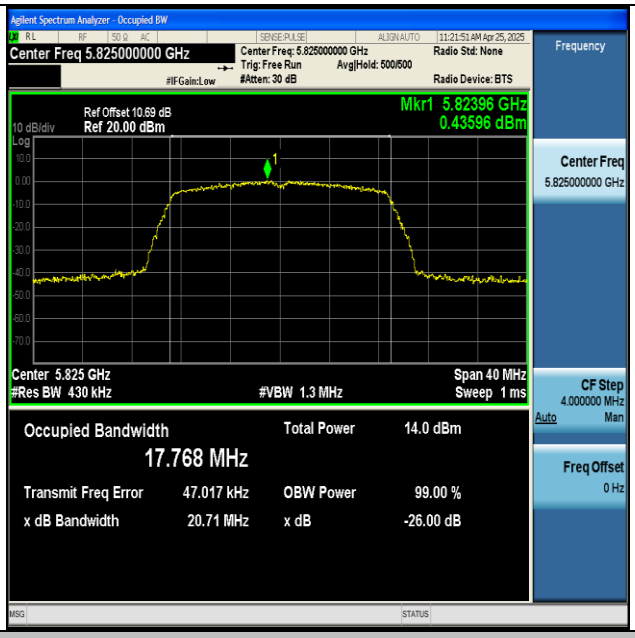

11N20SISO-Ant1-5825

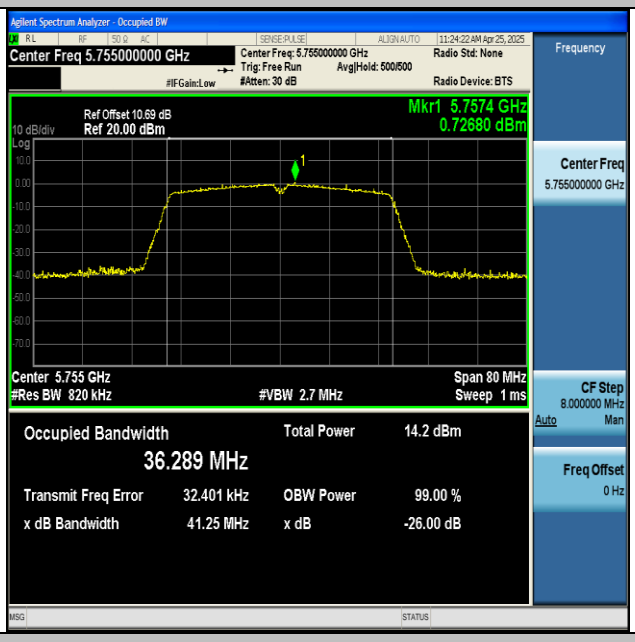

11N40SISO-Ant1-5755

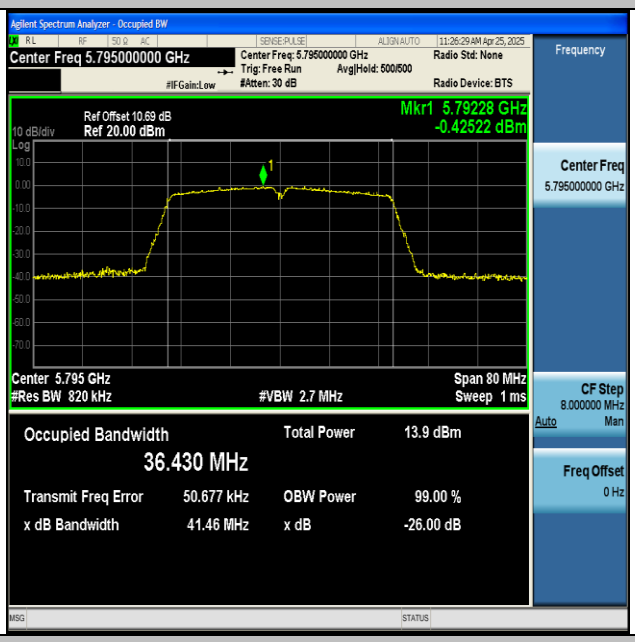

11N40SISO-Ant1-5795

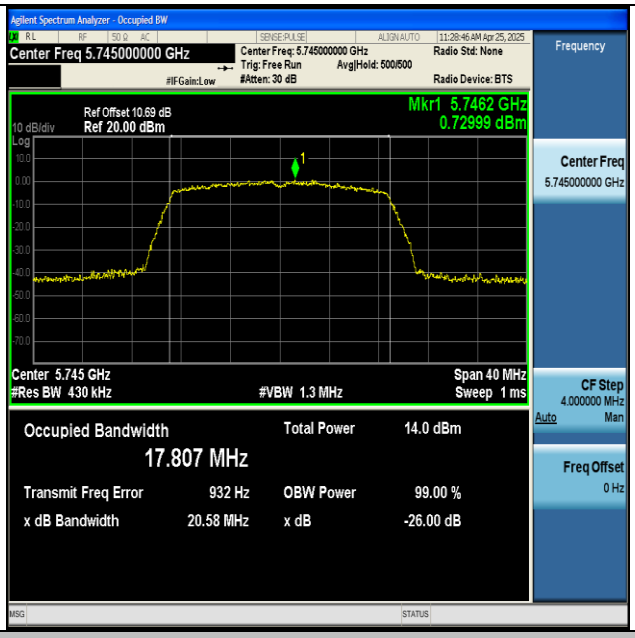

11AC20SISO-Ant1-5745

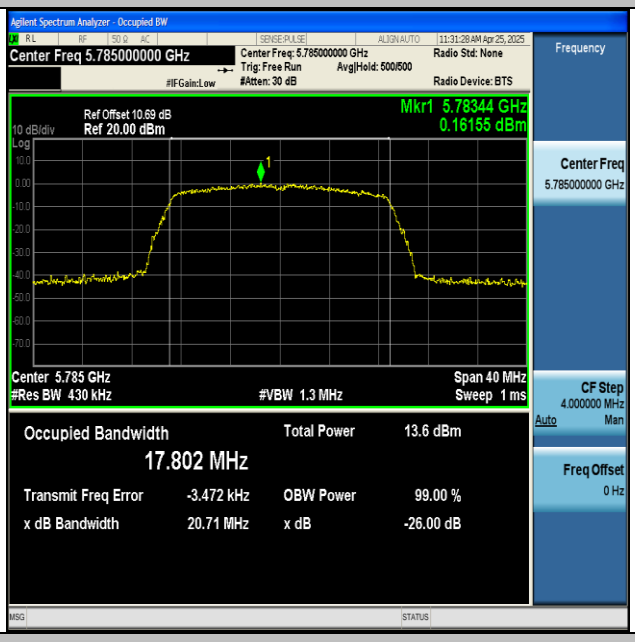

11AC20SISO-Ant1-5785

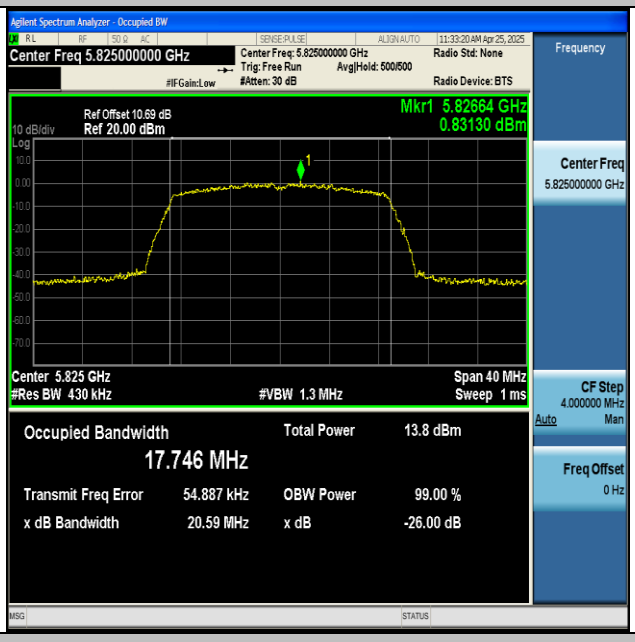

11AC20SISO-Ant1-5825

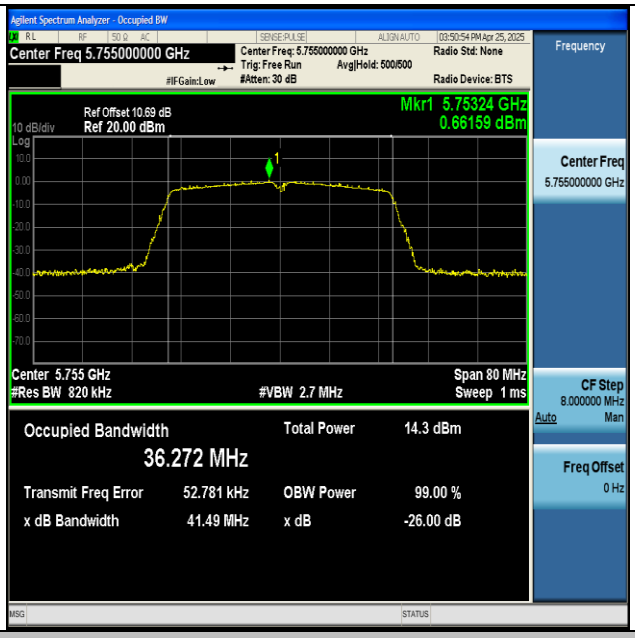

11AC40SISO-Ant1-5755

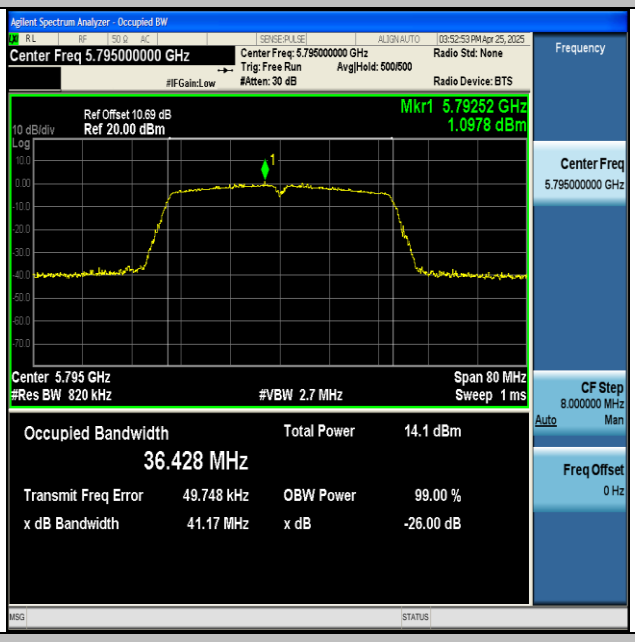

11AC40SISO-Ant1-5795

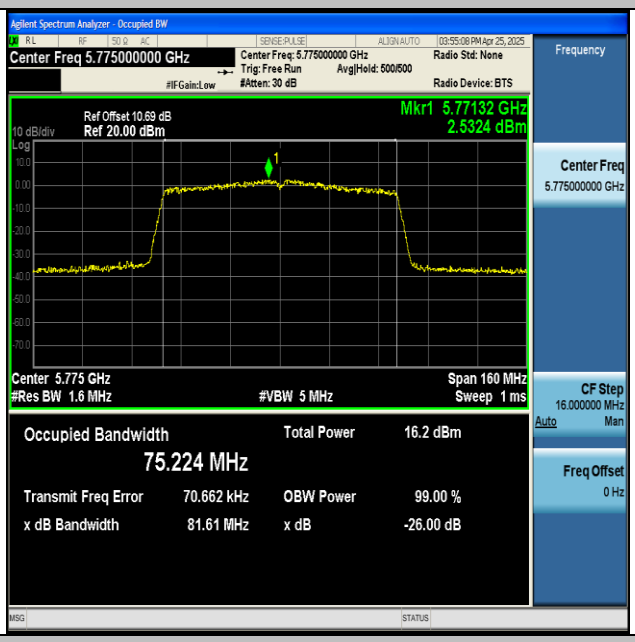

11AC80SISO-Ant1-5775

Appendix A: Min emission bandwidth

Test Result

Test Mode	Antenna	Frequency [MHz]	6db EBW [MHz]	FL [MHz]	FH [MHz]	Limit [MHz]	Verdict
11A	Ant1	5745	14.760	5737.760	5752.520	0.5	PASS
11A	Ant1	5785	14.240	5777.120	5791.360	0.5	PASS
11A	Ant1	5825	13.920	5817.440	5831.360	0.5	PASS
11N20SISO	Ant1	5745	15.720	5736.880	5752.600	0.5	PASS
11N20SISO	Ant1	5785	15.120	5777.440	5792.560	0.5	PASS
11N20SISO	Ant1	5825	15.040	5817.440	5832.480	0.5	PASS
11N40SISO	Ant1	5755	33.840	5738.680	5772.520	0.5	PASS
11N40SISO	Ant1	5795	35.120	5777.480	5812.600	0.5	PASS
11AC20SISO	Ant1	5745	16.080	5736.480	5752.560	0.5	PASS
11AC20SISO	Ant1	5785	15.000	5777.480	5792.480	0.5	PASS
11AC20SISO	Ant1	5825	14.960	5817.560	5832.520	0.5	PASS
11AC40SISO	Ant1	5755	33.840	5737.480	5771.320	0.5	PASS
11AC40SISO	Ant1	5795	35.040	5777.560	5812.600	0.5	PASS
11AC80SISO	Ant1	5775	75.200	5737.400	5812.600	0.5	PASS

Note: offset(dB) = cable loss(dB) + attenuator factor(dB)

Test Graphs

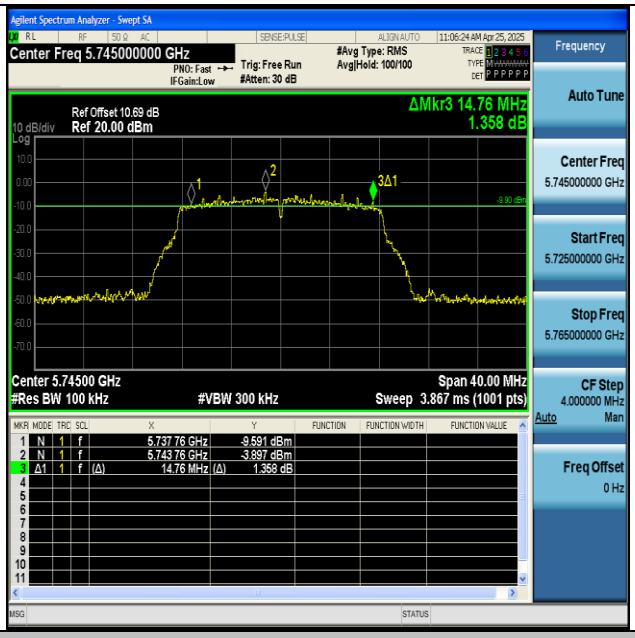

11A-Ant1-5745-PASS

11A-Ant1-5785-PASS

11A-Ant1-5825-PASS

11N20SISO-Ant1-5745-PASS

11N20SISO-Ant1-5785-PASS

11N20SISO-Ant1-5825-PASS

11N40SISO-Ant1-5755-PASS

11N40SISO-Ant1-5795-PASS

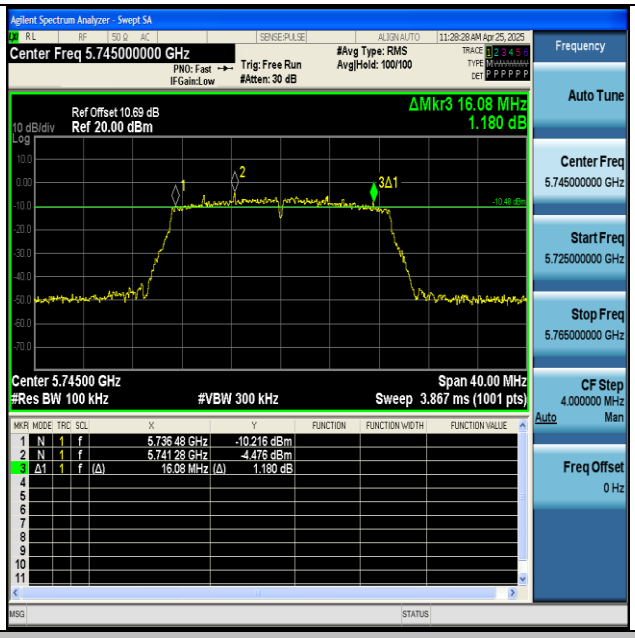

11AC20SISO-Ant1-5745-PASS

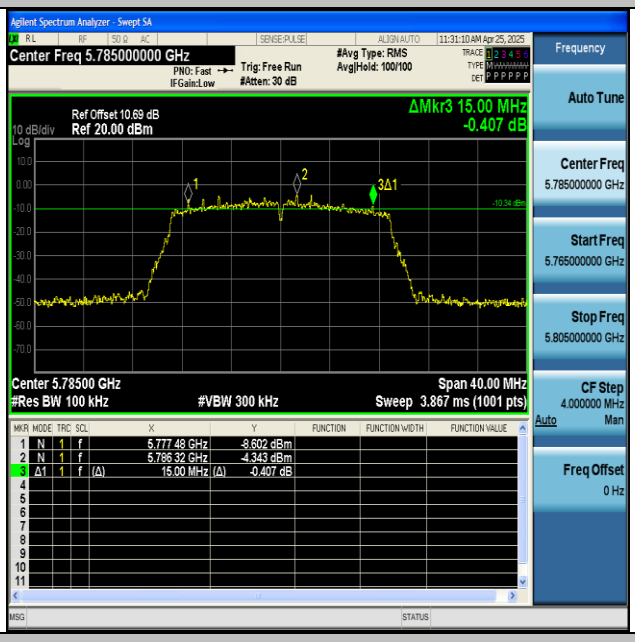

11AC20SISO-Ant1-5785-PASS

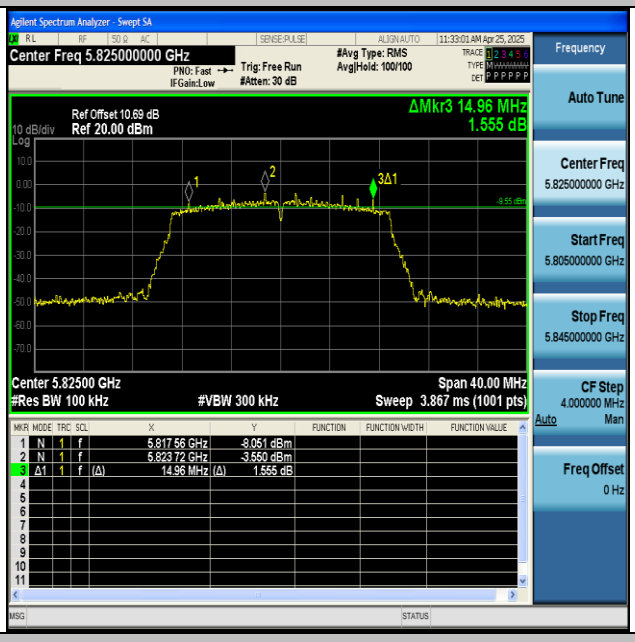

11AC20SISO-Ant1-5825-PASS

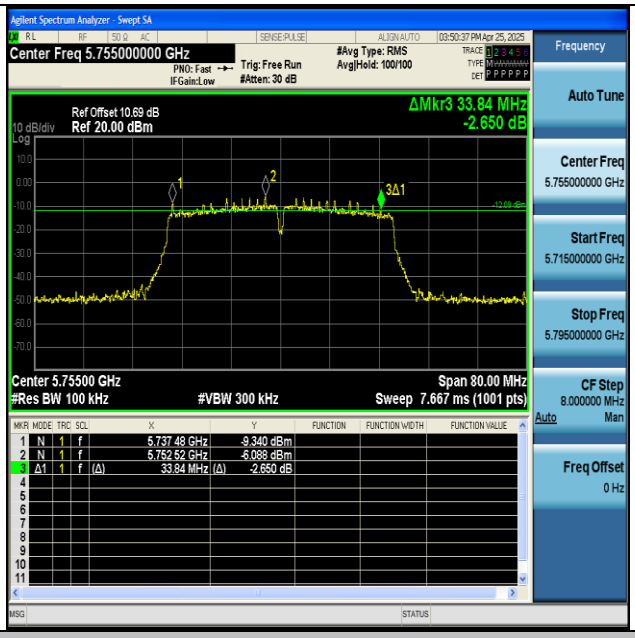

11AC40SISO-Ant1-5755-PASS

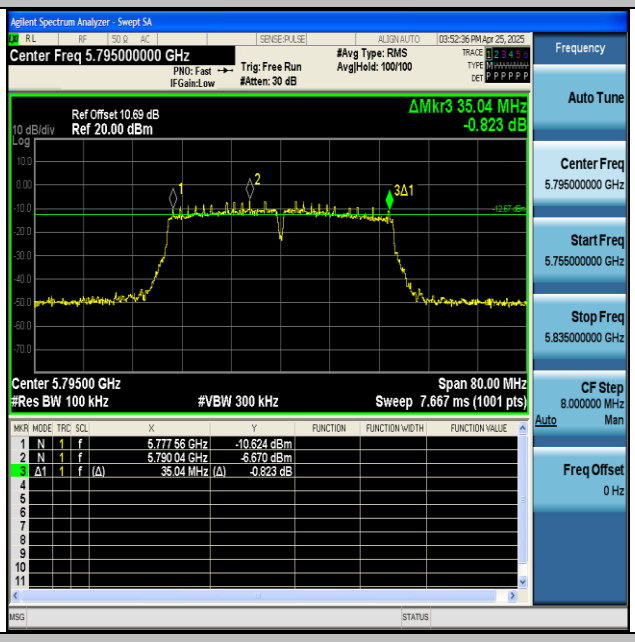

11AC40SISO-Ant1-5795-PASS

11AC80SISO-Ant1-5775-PASS

Appendix B: Maximum conducted output power

Test Result

Test Mode	Antenna	Frequency [MHz]	Conducted Power [dBm]	Conducted Limit [dBm]	Verdict
11A	Ant1	5745	7.34	≤30.00	PASS
11A	Ant1	5785	7.03	≤30.00	PASS
11A	Ant1	5825	7.42	≤30.00	PASS
11N20SISO	Ant1	5745	7.15	≤30.00	PASS
11N20SISO	Ant1	5785	6.77	≤30.00	PASS
11N20SISO	Ant1	5825	7.23	≤30.00	PASS
11N40SISO	Ant1	5755	6.93	≤30.00	PASS
11N40SISO	Ant1	5795	6.66	≤30.00	PASS
11AC20SISO	Ant1	5745	7.23	≤30.00	PASS
11AC20SISO	Ant1	5785	6.87	≤30.00	PASS
11AC20SISO	Ant1	5825	7.19	≤30.00	PASS
11AC40SISO	Ant1	5755	6.98	≤30.00	PASS
11AC40SISO	Ant1	5795	6.87	≤30.00	PASS
11AC80SISO	Ant1	5775	7.35	≤30.00	PASS

Note: offset(dB) = cable loss(dB) + attenuator factor(dB) + Duty Cycle Factor(dB)

Appendix C: Maximum power spectral density

Test Result

Frequency [MHz]	Test Mode	Antenna	Result [dBm/500KHz]	Limit [dBm/500KHz]	Verdict
5745	11A	Ant1	-7.35	≤30.00	PASS
5785	11A	Ant1	-8.02	≤30.00	PASS
5825	11A	Ant1	-7.86	≤30.00	PASS
5745	11N20SISO	Ant1	-8.14	≤30.00	PASS
5785	11N20SISO	Ant1	-8.67	≤30.00	PASS
5825	11N20SISO	Ant1	-8.04	≤30.00	PASS
5755	11N40SISO	Ant1	-11.60	≤30.00	PASS
5795	11N40SISO	Ant1	-11.92	≤30.00	PASS
5745	11AC20SISO	Ant1	-7.98	≤30.00	PASS
5785	11AC20SISO	Ant1	-8.61	≤30.00	PASS
5825	11AC20SISO	Ant1	-8.13	≤30.00	PASS
5755	11AC40SISO	Ant1	-11.31	≤30.00	PASS
5795	11AC40SISO	Ant1	-12.00	≤30.00	PASS
5775	11AC80SISO	Ant1	-13.43	≤30.00	PASS

Note: offset(dB) = cable loss(dB) + attenuator factor(dB) + Duty Cycle Factor(dB) + RB Factor(dB)

Test Graphs

11A-Ant1-5745-PASS

11A-Ant1-5785-PASS

11A-Ant1-5825-PASS

11N20SISO-Ant1-5745-PASS

11N20SISO-Ant1-5785-PASS

11N20SISO-Ant1-5825-PASS

11N40SISO-Ant1-5755-PASS

11N40SISO-Ant1-5795-PASS

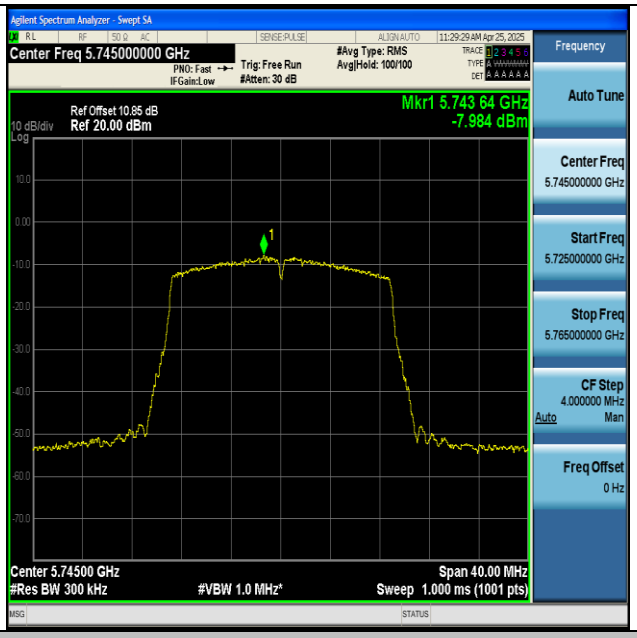

11AC20SISO-Ant1-5745-PASS

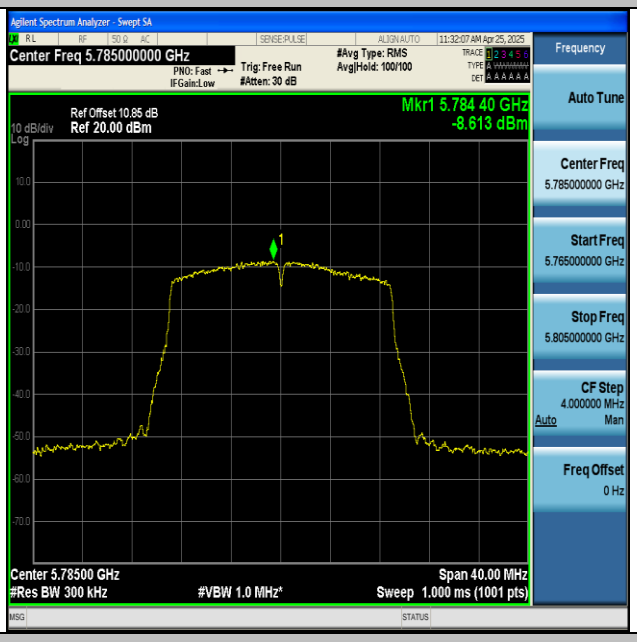

11AC20SISO-Ant1-5785-PASS

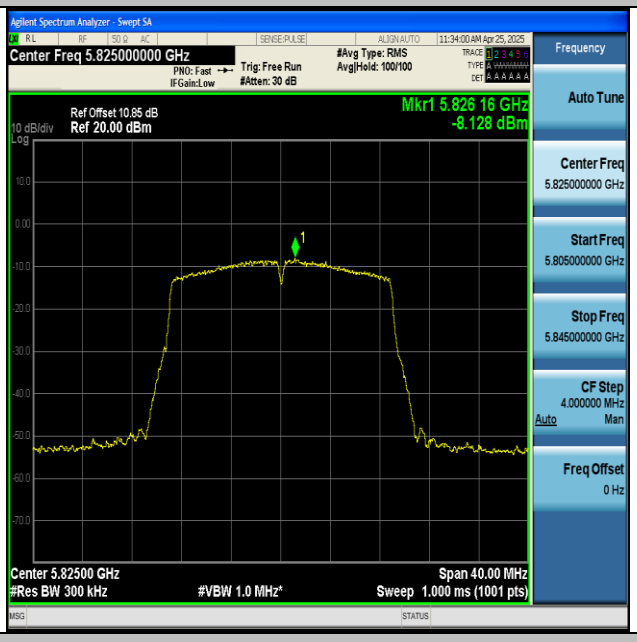

11AC20SISO-Ant1-5825-PASS

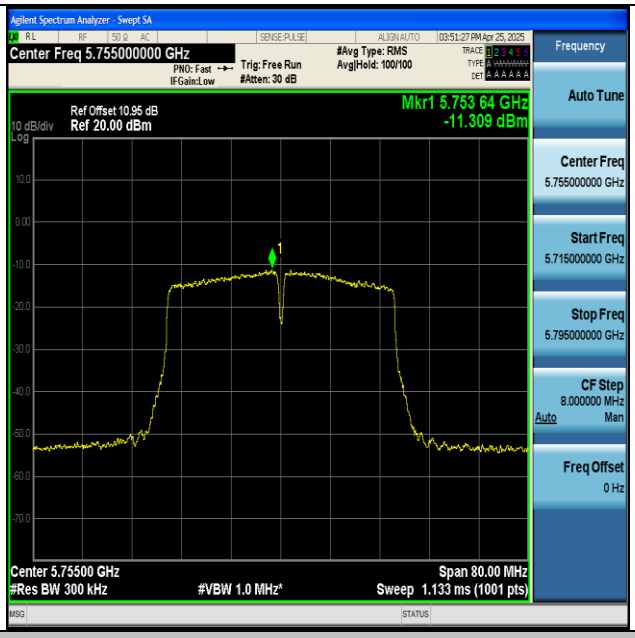

11AC40SISO-Ant1-5755-PASS

11AC40SISO-Ant1-5795-PASS

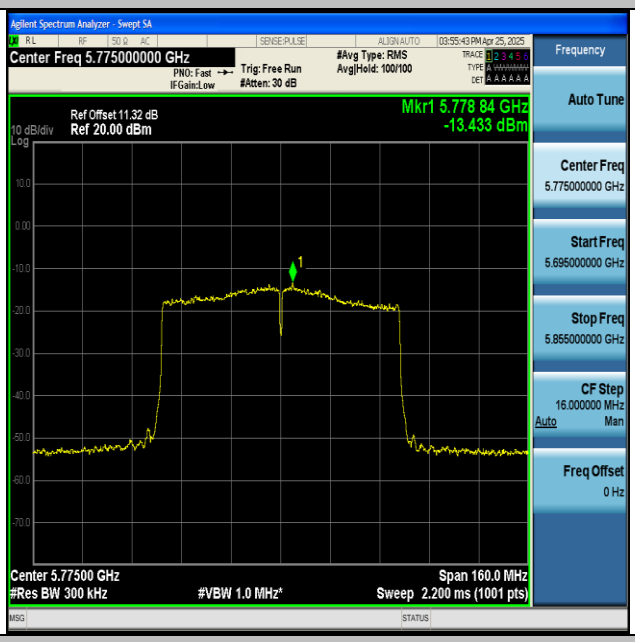

11AC80SISO-Ant1-5775-PASS

Appendix D: Band edge measurements

Test Result

Test Mode	Antenna	Ch. Name	Frequency [MHz]	Freq. Range [MHz]	Result [dBm]	Limit [dBm]	Verdict
11A	Ant1	Low	5745	5720~5725	-39.68	≤15.82	PASS
11A	Ant1	Low	5745	5700~5720	-39.38	≤10.31	PASS
11A	Ant1	Low	5745	5650~5700	-39.45	≤-26.96	PASS
11A	Ant1	Low	5745	5760~5650	-38.12	≤-27	PASS
11A	Ant1	High	5825	5850~5855	-40.79	≤15.73	PASS
11A	Ant1	High	5825	5855~5875	-38.79	≤10.02	PASS
11A	Ant1	High	5825	5875~5925	-40.51	≤-26.91	PASS
11A	Ant1	High	5825	5925~5935	-38.33	≤-27	PASS
11N20SISO	Ant1	Low	5745	5720~5725	-39.82	≤15.82	PASS
11N20SISO	Ant1	Low	5745	5700~5720	-38.46	≤10.12	PASS
11N20SISO	Ant1	Low	5745	5650~5700	-39.02	≤-26.62	PASS
11N20SISO	Ant1	Low	5745	5760~5650	-39.34	≤-27	PASS
11N20SISO	Ant1	High	5825	5850~5855	-38.11	≤15.73	PASS
11N20SISO	Ant1	High	5825	5855~5875	-38.38	≤11.12	PASS
11N20SISO	Ant1	High	5825	5875~5925	-38.66	≤-26.81	PASS
11N20SISO	Ant1	High	5825	5925~5935	-38.56	≤-27	PASS
11N40SISO	Ant1	Low	5755	5720~5725	-39.24	≤16.04	PASS
11N40SISO	Ant1	Low	5755	5700~5720	-38.3	≤10.67	PASS
11N40SISO	Ant1	Low	5755	5650~5700	-40.3	≤-26.70	PASS
11N40SISO	Ant1	Low	5755	5780~5650	-39.12	≤-27	PASS
11N40SISO	Ant1	High	5795	5850~5855	-38.36	≤17.16	PASS
11N40SISO	Ant1	High	5795	5855~5875	-38.64	≤10.76	PASS
11N40SISO	Ant1	High	5795	5875~5925	-39.1	≤-26.71	PASS
11N40SISO	Ant1	High	5795	5925~5935	-38.37	≤-27	PASS
11AC20SISO	Ant1	Low	5745	5720~5725	-39.54	≤16.34	PASS
11AC20SISO	Ant1	Low	5745	5700~5720	-38.64	≤10.80	PASS
11AC20SISO	Ant1	Low	5745	5650~5700	-38.53	≤-26.19	PASS
11AC20SISO	Ant1	Low	5745	5760~5650	-38.64	≤-27	PASS
11AC20SISO	Ant1	High	5825	5850~5855	-38.29	≤16.34	PASS
11AC20SISO	Ant1	High	5825	5855~5875	-38.84	≤10.10	PASS
11AC20SISO	Ant1	High	5825	5875~5925	-38.94	≤-26.71	PASS
11AC20SISO	Ant1	High	5825	5925~5935	-38.71	≤-27	PASS
11AC40SISO	Ant1	Low	5755	5720~5725	-38.2	≤16.04	PASS
11AC40SISO	Ant1	Low	5755	5700~5720	-38.82	≤10.10	PASS
11AC40SISO	Ant1	Low	5755	5650~5700	-39.59	≤-26.60	PASS
11AC40SISO	Ant1	Low	5755	5780~5650	-39.33	≤-27	PASS
11AC40SISO	Ant1	High	5795	5850~5855	-40.46	≤15.66	PASS
11AC40SISO	Ant1	High	5795	5855~5875	-38.59	≤10.25	PASS
11AC40SISO	Ant1	High	5795	5875~5925	-39.2	≤-26.22	PASS
11AC40SISO	Ant1	High	5795	5925~5935	-38.05	≤-27	PASS
11AC80SISO	Ant1	Low	5775	5720~5725	-38.66	≤15.65	PASS

11AC80SISO	Ant1	Low	5775	5700~5720	-38.9	≤10.35	PASS
11AC80SISO	Ant1	Low	5775	5650~5700	-39.01	≤-26.80	PASS
11AC80SISO	Ant1	Low	5775	5800~5650	-39.27	≤-27	PASS
11AC80SISO	Ant1	High	5775	5850~5855	-39.76	≤15.84	PASS
11AC80SISO	Ant1	High	5775	5855~5875	-37.48	≤11.02	PASS
11AC80SISO	Ant1	High	5775	5875~5925	-38.57	≤-26.19	PASS
11AC80SISO	Ant1	High	5775	5925~5935	-38.51	≤-27	PASS

Note: offset(dB) = cable loss(dB) + attenuator factor(dB)

Test Graphs

11A-Ant1-5745-PASS

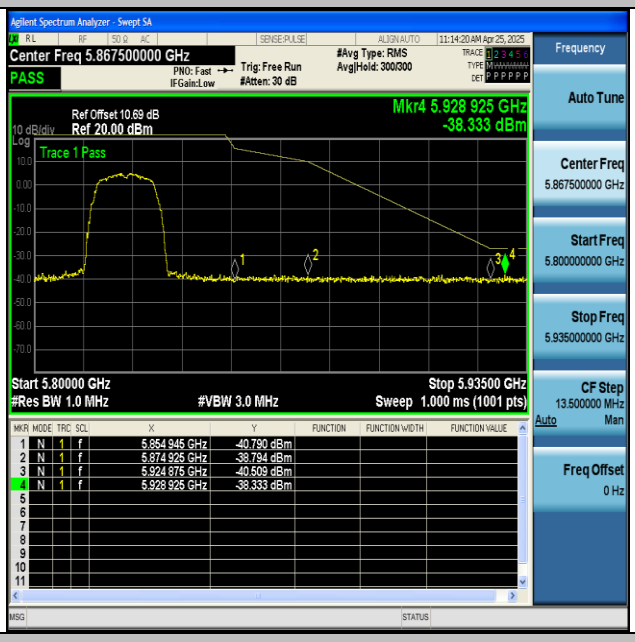

11A-Ant1-5825-PASS

11N20SISO-Ant1-5745-PASS

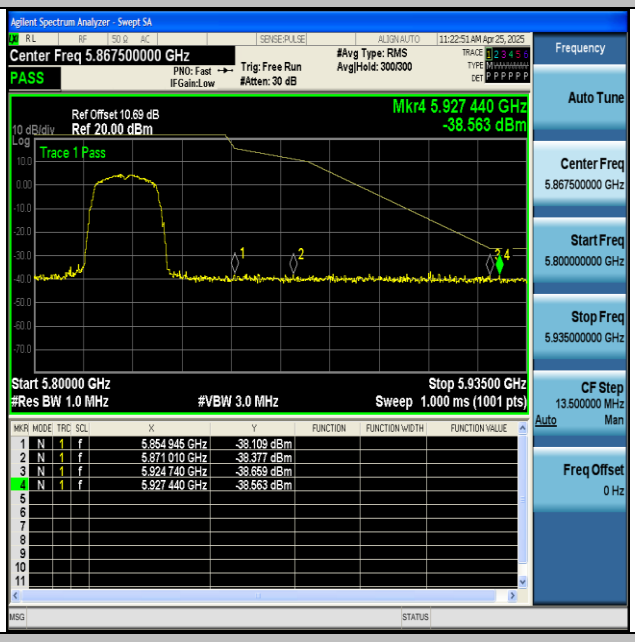

11N20SISO-Ant1-5825-PASS

11N40SISO-Ant1-5755-PASS