Case No. : GTS20250225016-2-06	
Ambient Condition: 23 ℃, 49 %RH	
According Standard: ■Part15C	
Test Date: 2025.4.7	**Test Engineer:** Evan ouyang

Appendix A.1: 20dB Emission Bandwidth

Test Result

TestMode	Antenna	Freq(MHz)	20dB EBW[MHz]	FL[MHz]	FH[MHz]	Limit[MHz]	Verdict
DH1	Ant1	2402	1.038	2401.463	2402.501	---	---
		2441	1.005	2440.466	2441.471	---	---
		2480	1.044	2479.460	2480.504	---	---
2DH1	Ant1	2402	1.347	2401.301	2402.648	---	---
		2441	1.359	2440.295	2441.654	---	---
		2480	1.332	2479.298	2480.630	---	---
3DH1	Ant1	2402	1.335	2401.307	2402.642	---	---
		2441	1.314	2440.313	2441.627	---	---
		2480	1.314	2479.319	2480.633	---	---

Test Graphs

DH1_Ant1_2402

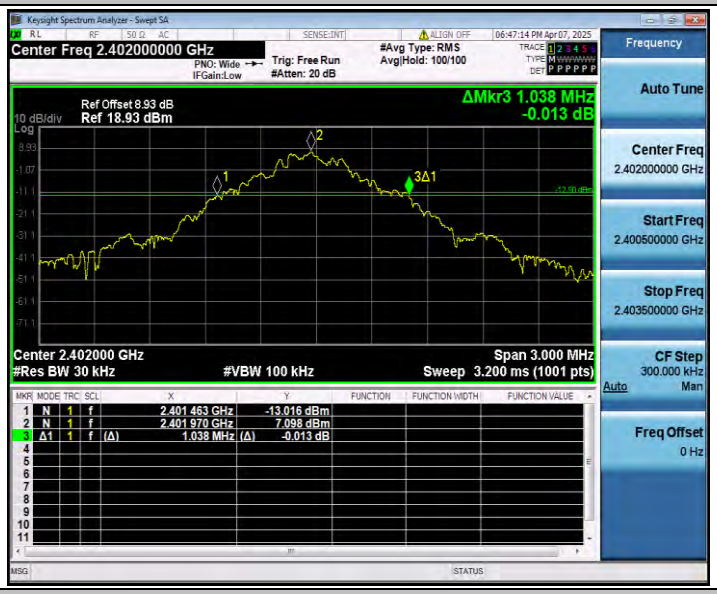

DH1_Ant1_2441

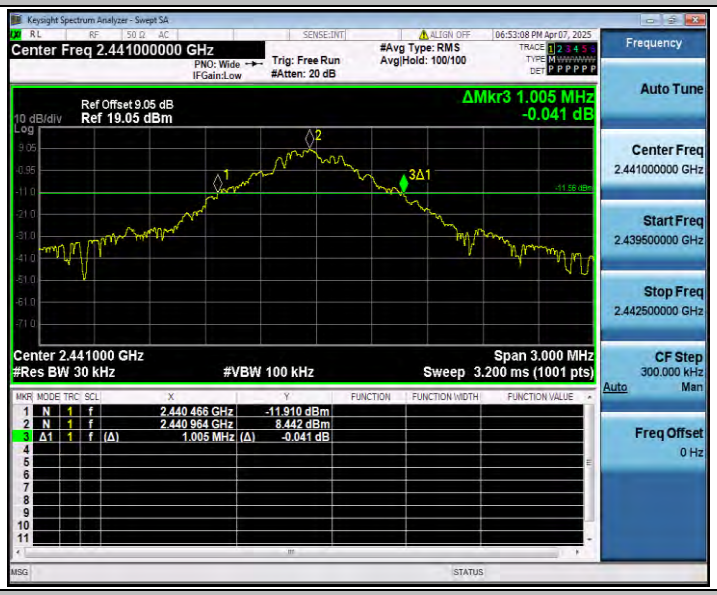

DH1_Ant1_2480

2DH1_Ant1_2402

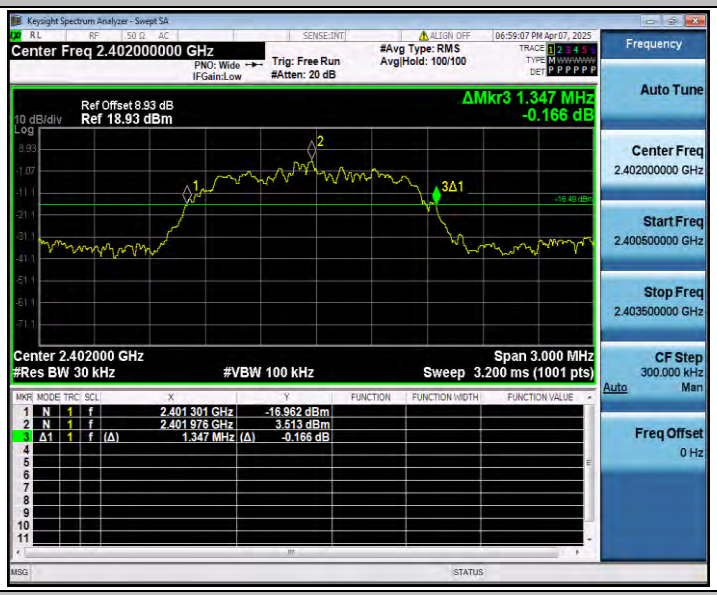

2DH1_Ant1_2441

2DH1_Ant1_2480

3DH1_Ant1_2402

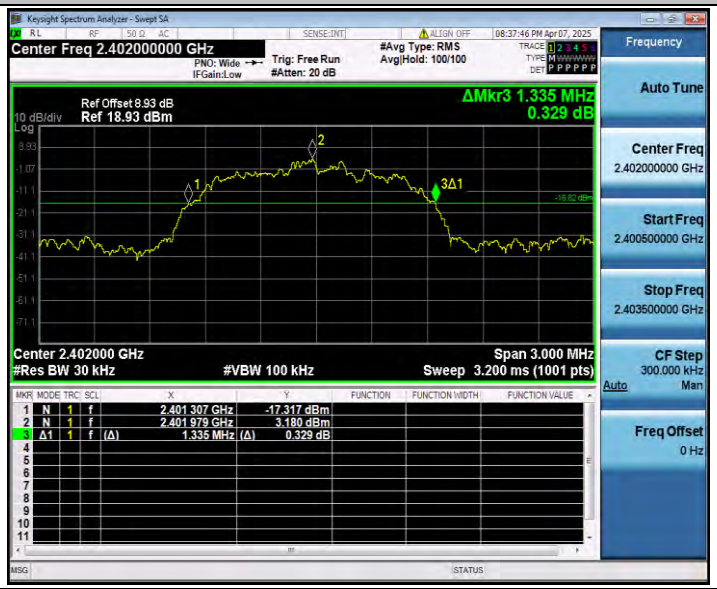

3DH1_Ant1_2441

3DH1_Ant1_2480

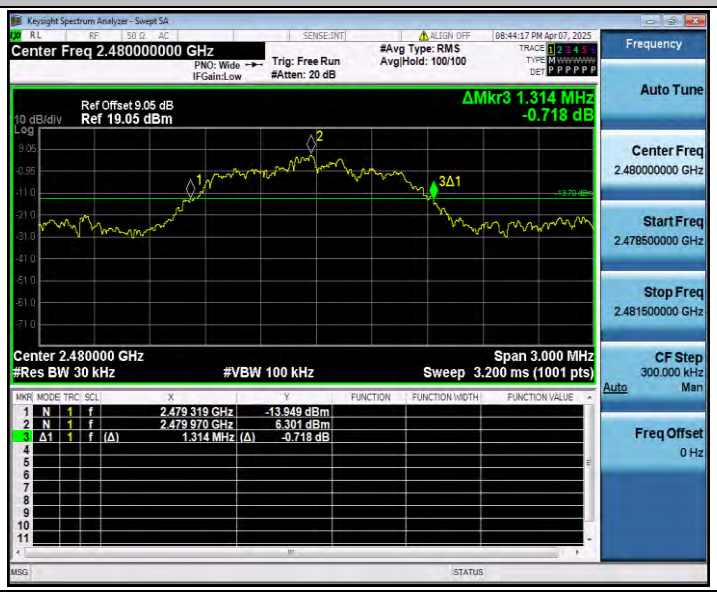

Appendix A.2: Occupied Channel Bandwidth

Test Result

TestMode	Antenna	Freq(MHz)	OCB [MHz]	FL[MHz]	FH[MHz]	Limit[MHz]	Verdict
DH1	Ant1	2402	0.93370	2401.5075	2402.4412	---	---
		2441	0.93860	2440.5010	2441.4396	---	---
		2480	0.94337	2479.4954	2480.4387	---	---
2DH1	Ant1	2402	1.2049	2401.3586	2402.5635	---	---
		2441	1.2411	2440.3460	2441.5871	---	---
		2480	1.2608	2479.3403	2480.6011	---	---
3DH1	Ant1	2402	1.1776	2401.3942	2402.5718	---	---
		2441	1.2080	2440.3771	2441.5851	---	---
		2480	1.2255	2479.3642	2480.5897	---	---

Test Graphs

DH1_Ant1_2402

DH1_Ant1_2441

DH1_Ant1_2480

2DH1_Ant1_2402

2DH1_Ant1_2441

2DH1_Ant1_2480

3DH1_Ant1_2402

3DH1_Ant1_2441

3DH1_Ant1_2480

Appendix A.3: Maximum conducted output power

Test Result Peak

Test Mode	Antenna	Freq(MHz)	Conducted Peak Powert[dBm]	Conducted Limit[dBm]	Verdict
DH1	Ant1	2402	10.26	≤20.97	PASS
		2441	11.86	≤20.97	PASS
		2480	11.78	≤20.97	PASS
2DH1	Ant1	2402	8.44	≤20.97	PASS
		2441	10.34	≤20.97	PASS
		2480	10.31	≤20.97	PASS
3DH1	Ant1	2402	8.80	≤20.97	PASS
		2441	10.57	≤20.97	PASS
		2480	10.53	≤20.97	PASS

Appendix A.4: Carrier frequency separation

Test Result

TestMode	Antenna	Freq(MHz)	Result[MHz]	Limit[MHz]	Verdict
DH1	Ant1	Hop_2402	1.142	≥0.696	PASS
		Hop_2441	0.85	≥0.696	PASS
		Hop_2480	1.01	≥0.696	PASS
2DH1	Ant1	Hop_2402	0.99	≥0.906	PASS
		Hop_2441	0.992	≥0.906	PASS
		Hop_2480	1.01	≥0.906	PASS
3DH1	Ant1	Hop_2402	1.144	≥0.890	PASS
		Hop_2441	1.164	≥0.890	PASS
		Hop_2480	0.984	≥0.890	PASS

Test Graphs

DH1_Ant1_Hop_2402

DH1_Ant1_Hop_2441

DH1_Ant1_Hop_2480

2DH1_Ant1_Hop_2402

2DH1_Ant1_Hop_2441

2DH1_Ant1_Hop_2480

3DH1_Ant1_Hop_2402

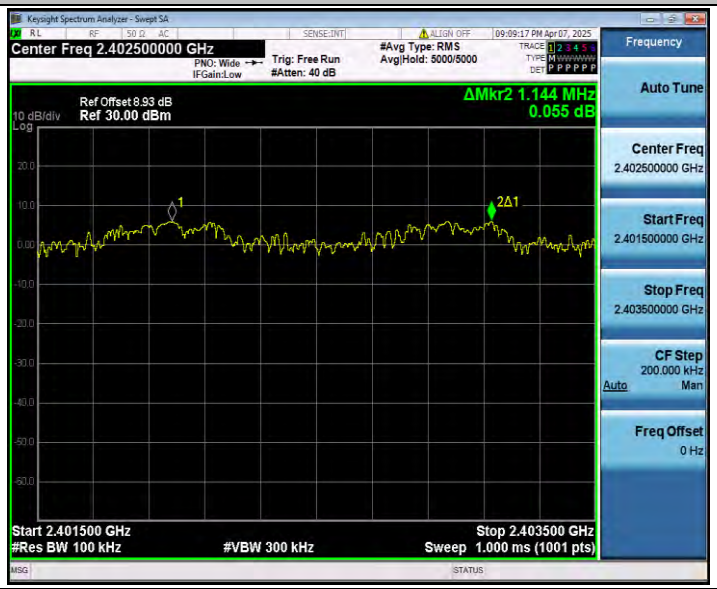

3DH1_Ant1_Hop_2441

3DH1_Ant1_Hop_2480

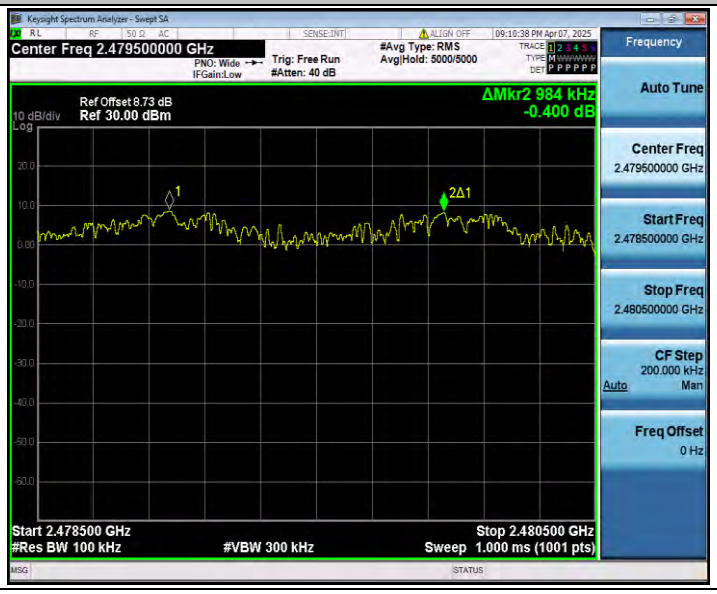

Appendix A.5: Time of occupancy

Test Result

TestMode	Antenna	Freq(MHz)	BurstWidth [ms]	TotalHops [Num]	Result[s]	Limit[s]	Verdict
DH1	Ant1	Hop	0.370	320	0.118	≤0.4	PASS
DH3	Ant1	Hop	1.631	150	0.245	≤0.4	PASS
DH5	Ant1	Hop	2.878	90	0.259	≤0.4	PASS
2DH1	Ant1	Hop	0.380	970	0.369	≤0.4	PASS
2DH3	Ant1	Hop	1.631	170	0.277	≤0.4	PASS
2DH5	Ant1	Hop	2.878	90	0.259	≤0.4	PASS
3DH1	Ant1	Hop	0.380	920	0.35	≤0.4	PASS
3DH3	Ant1	Hop	1.637	210	0.344	≤0.4	PASS
3DH5	Ant1	Hop	2.878	100	0.288	≤0.4	PASS

Test Graphs

DH1_Ant1_Hop
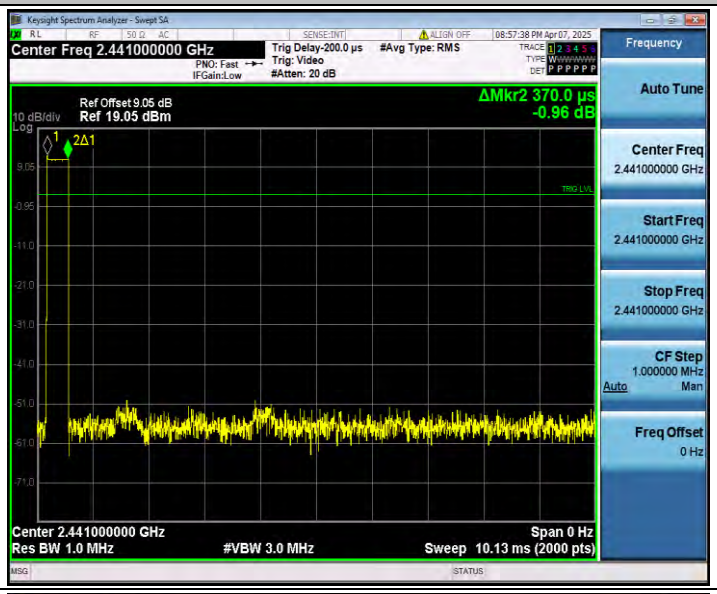
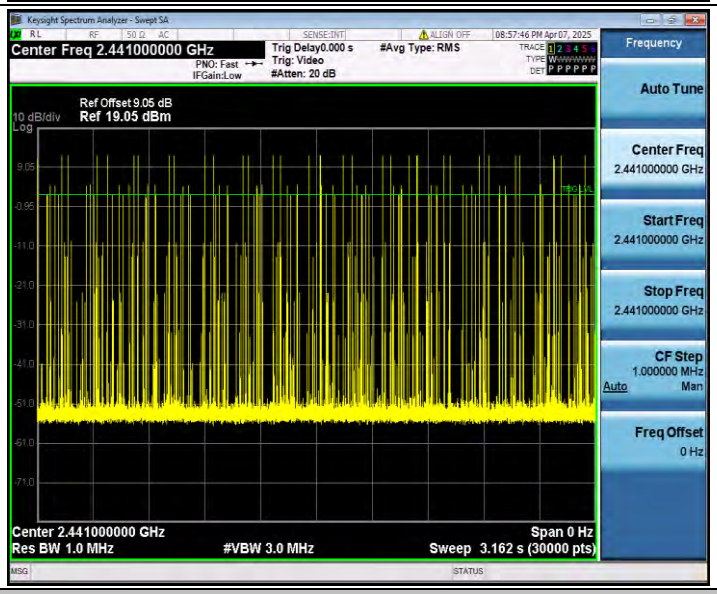
DH3_Ant1_Hop

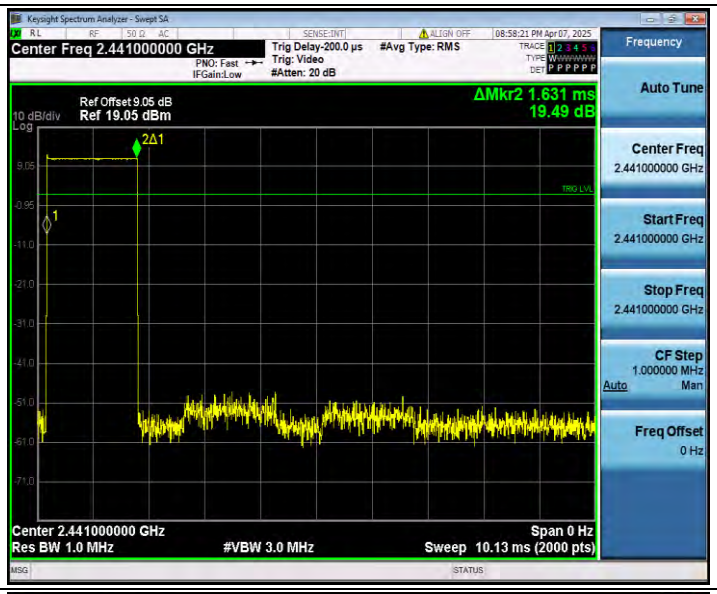
Keysight Spectrum Analyzer - Swept SA
Center Freq 2.441000000 GHz
Trig Delay-200.0 µs
#Avg Type: RMS
Trig: Video
#Atten: 20 dB
PNO: Fast
IFGain:Low
Ref Offset 9.05 dB
10 dB/div
Ref 19.05 dBm
ΔMkr2 1.631 ms
19.49 dB
Center 2.441000000 GHz
Span 0 Hz
Res BW 1.0 MHz
#VBW 3.0 MHz
Sweep 10.13 ms (2000 pts)
Frequency
Auto Tune
Center Freq
2.441000000 GHz
Start Freq
2.441000000 GHz
Stop Freq
2.441000000 GHz
CF Step
1.000000 MHz
Auto
Man
Freq Offset
0 Hz

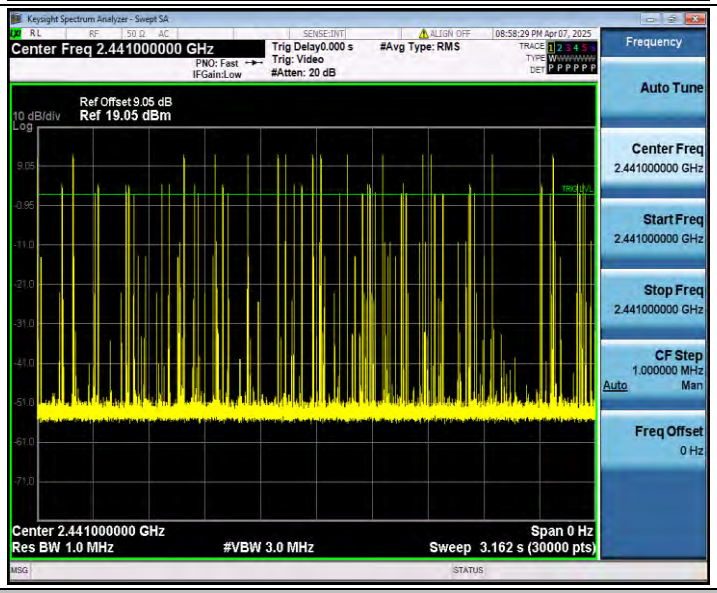
Keysight Spectrum Analyzer - Swept SA
Center Freq 2.441000000 GHz
Trig Delay0.000 s
#Avg Type: RMS
Trig: Video
#Atten: 20 dB
PNO: Fast
IFGain:Low
Ref Offset 9.05 dB
10 dB/div
Ref 19.05 dBm
Center 2.441000000 GHz
Span 0 Hz
Res BW 1.0 MHz
#VBW 3.0 MHz
Sweep 3.162 s (30000 pts)
Frequency
Auto Tune
Center Freq
2.441000000 GHz
Start Freq
2.441000000 GHz
Stop Freq
2.441000000 GHz
CF Step
1.000000 MHz
Auto
Man
Freq Offset
0 Hz

DH5_Ant1_Hop

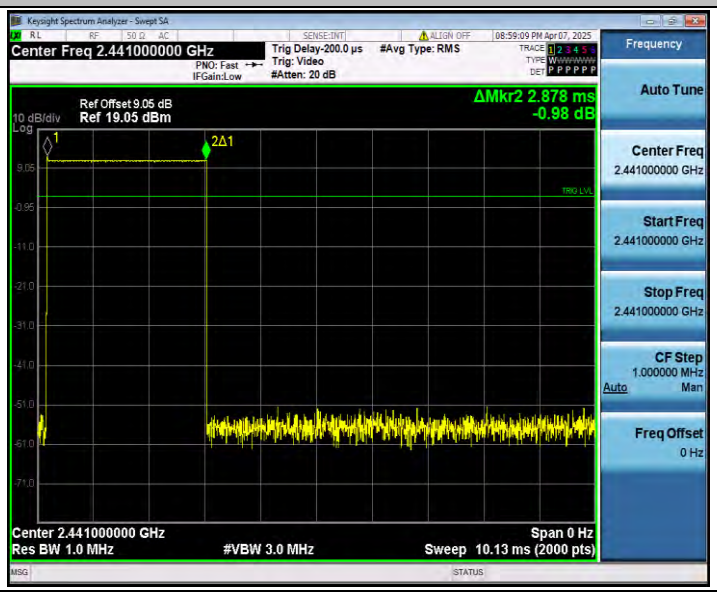
Keysight Spectrum Analyzer - Swept SA
Center Freq 2.441000000 GHz
Trig Delay-200.0 µs
#Avg Type: RMS
Trig: Video
#Atten: 20 dB
PNO: Fast
IFGain:Low
Ref Offset 9.05 dB
10 dB/div
Ref 19.05 dBm
ΔMkr2 2.878 ms
-0.98 dB
Center 2.441000000 GHz
Span 0 Hz
Res BW 1.0 MHz
#VBW 3.0 MHz
Sweep 10.13 ms (2000 pts)
Frequency
Auto Tune
Center Freq
2.441000000 GHz
Start Freq
2.441000000 GHz
Stop Freq
2.441000000 GHz
CF Step
1.000000 MHz
Auto
Man
Freq Offset
0 Hz

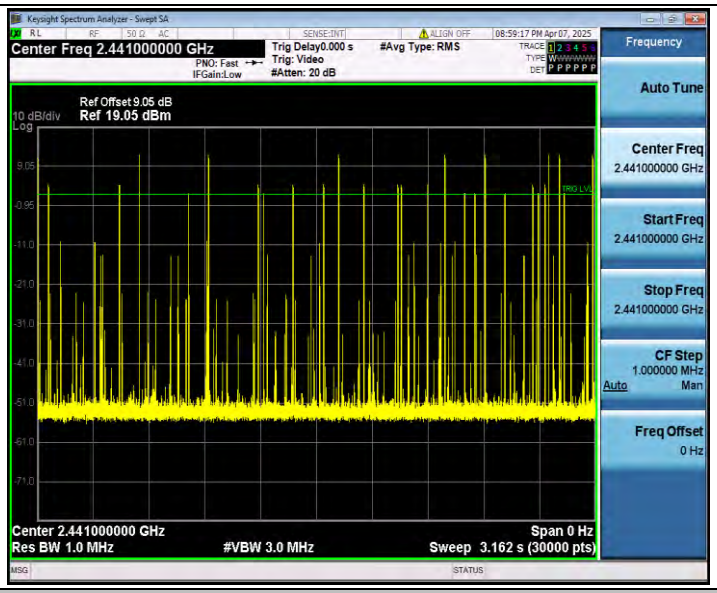

2DH1_Ant1_Hop

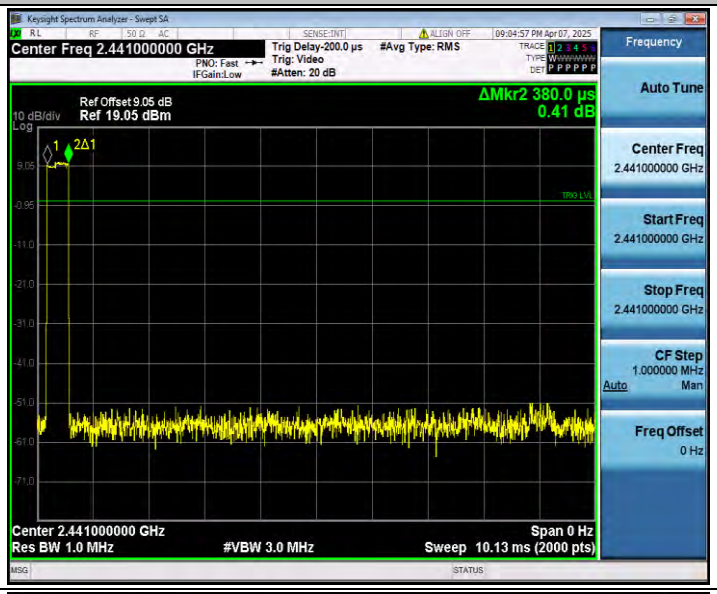

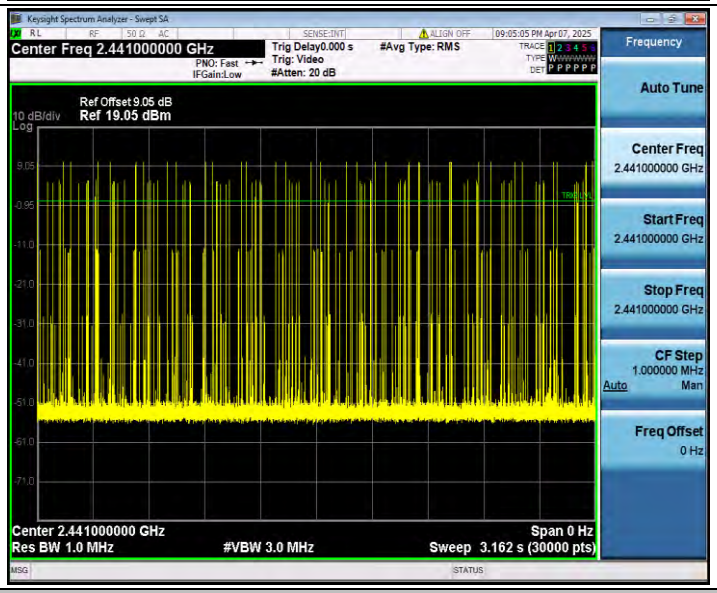

2DH3_Ant1_Hop

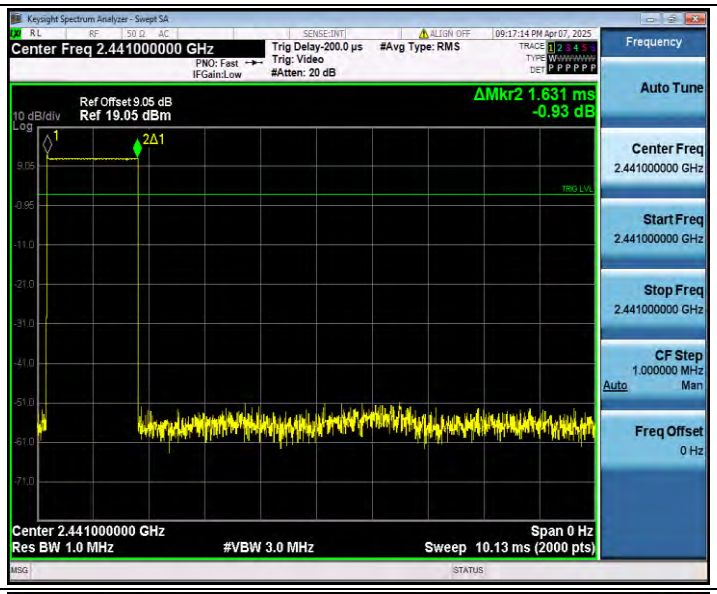

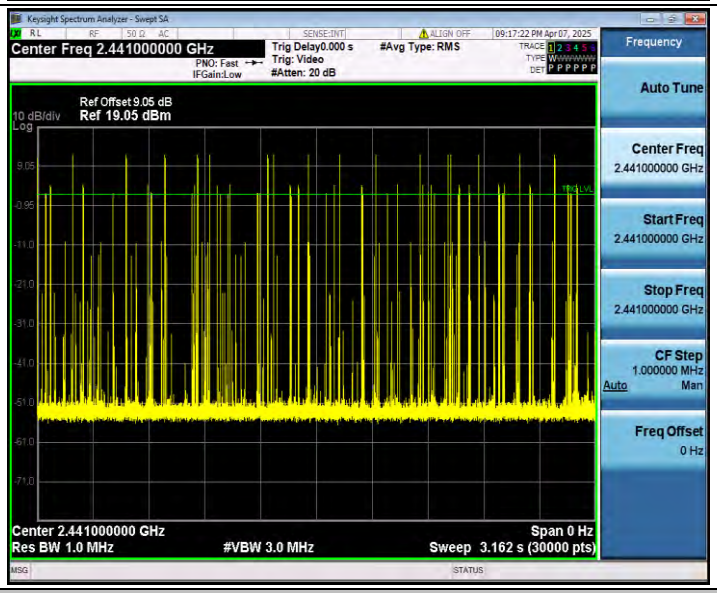

2DH5_Ant1_Hop

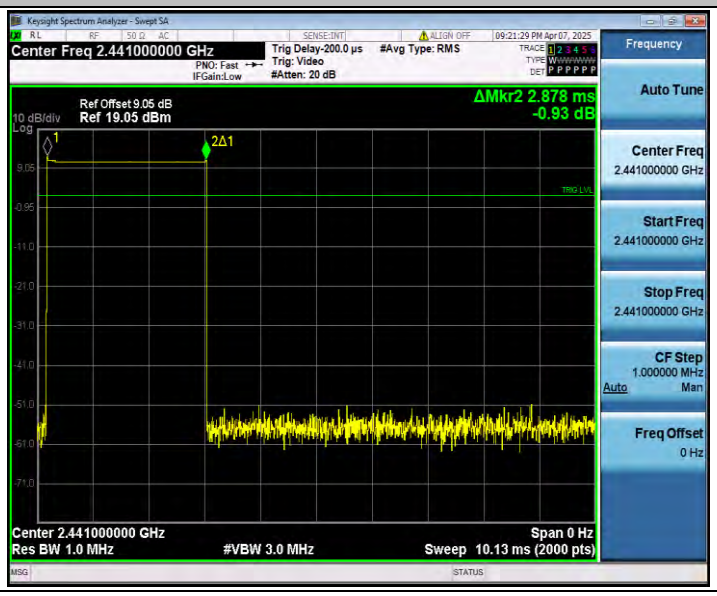

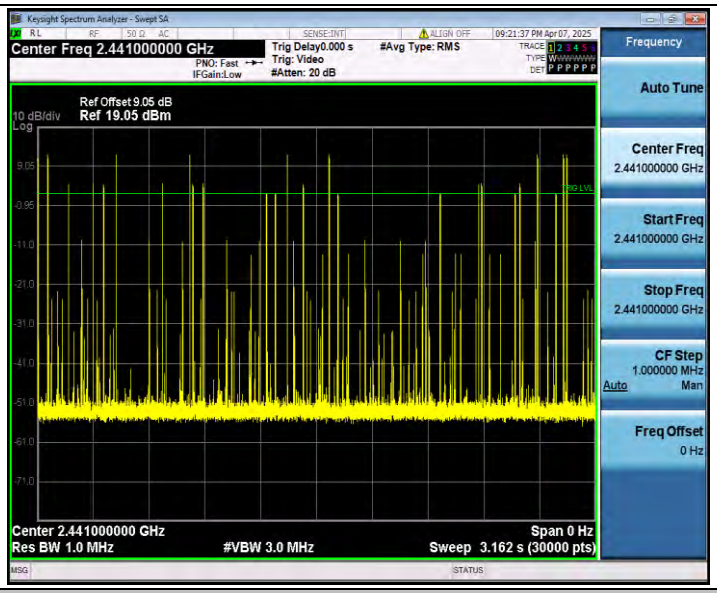

3DH1_Ant1_Hop

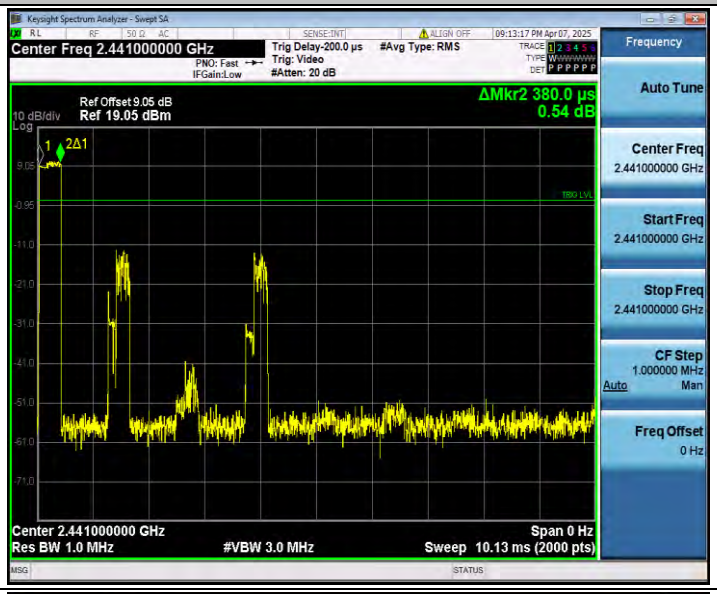

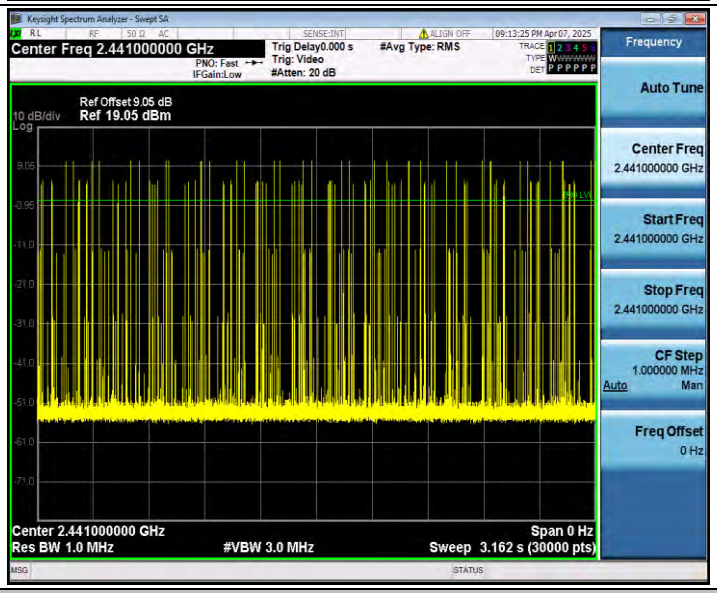

3DH3_Ant1_Hop

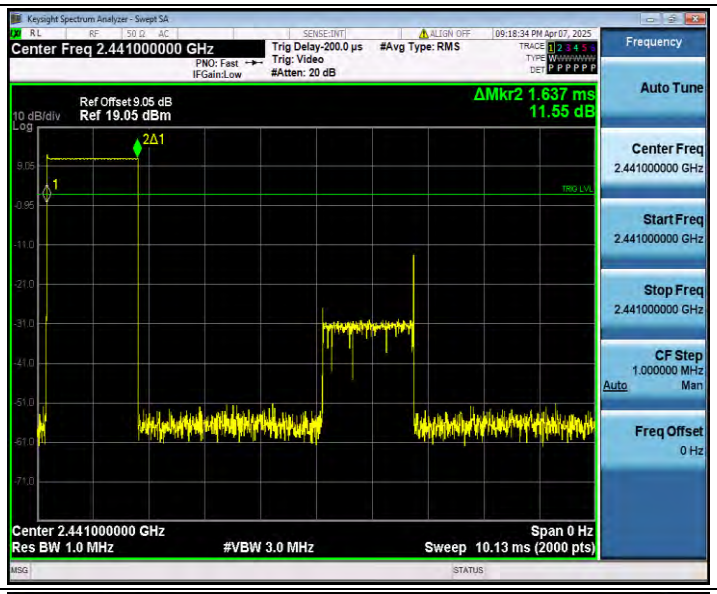

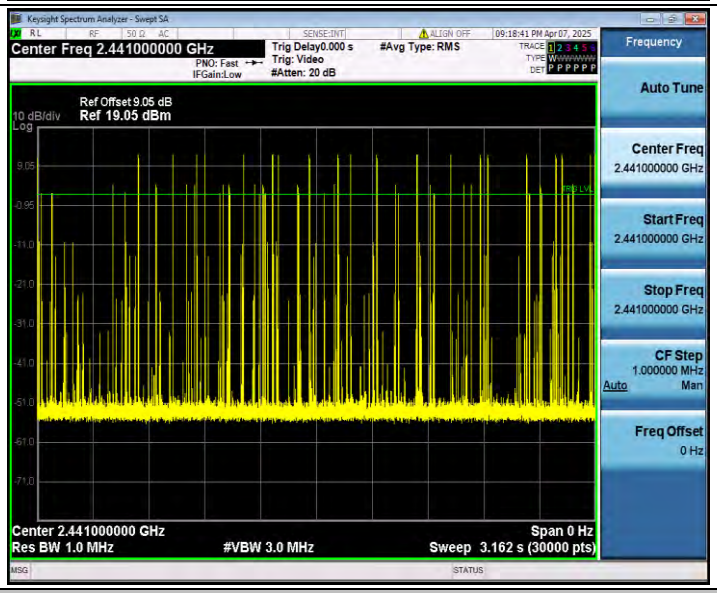

3DH5_Ant1_Hop

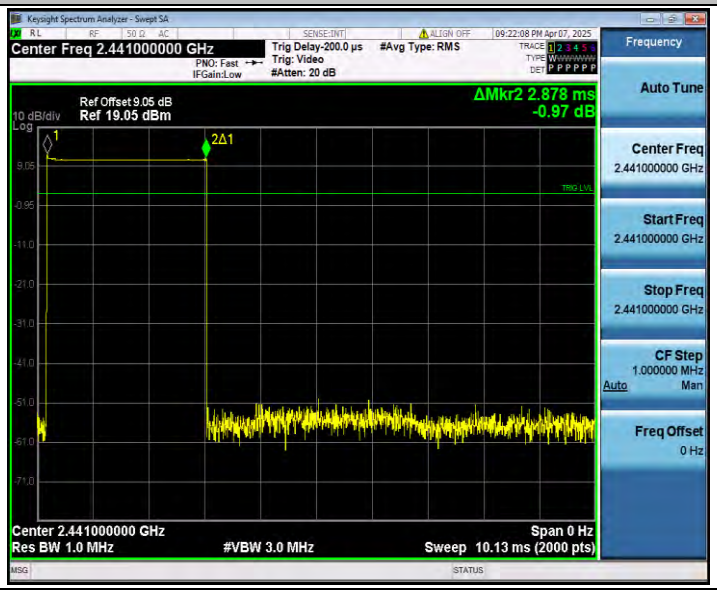

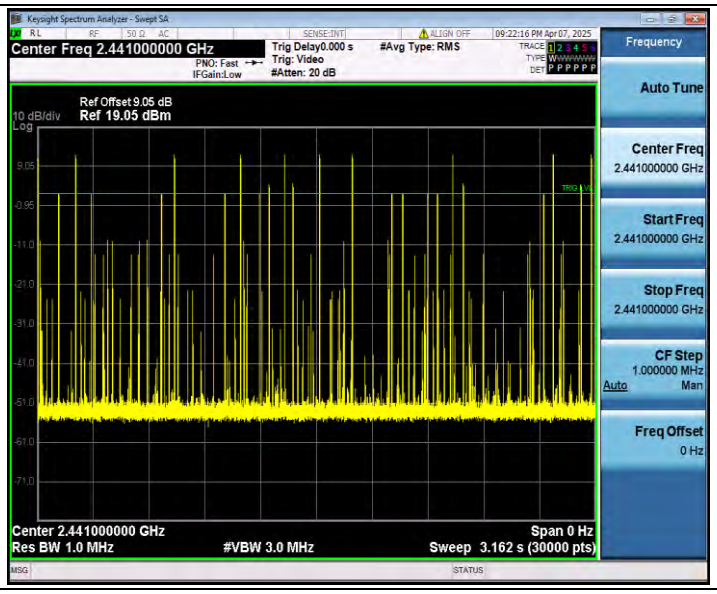
Keysight Spectrum Analyzer - Swept SA
Center Freq 2.441000000 GHz
Trig Delay0.000 s
#Avg Type: RMS
PNO: Fast
Trig: Video
IFGain:Low
#Atten: 20 dB
Ref Offset 9.05 dB
10 dB/div
Ref 19.05 dBm
Log
Center 2.441000000 GHz
Span 0 Hz
Res BW 1.0 MHz
#VBW 3.0 MHz
Sweep 3.162 s (30000 pts)
Frequency
Auto Tune
Center Freq
2.441000000 GHz
Start Freq
2.441000000 GHz
Stop Freq
2.441000000 GHz
CF Step
1.000000 MHz
Auto
Man
Freq Offset
0 Hz

Appendix A.6: Number of hopping channels

Test Result

TestMode	Antenna	Freq(MHz)	Result[Num]	Limit[Num]	Verdict
DH1	Ant1	Hop	79	≥15	PASS
2DH1	Ant1	Hop	79	≥15	PASS
3DH1	Ant1	Hop	79	≥15	PASS

Test Graphs

DH1_Ant1_Hop
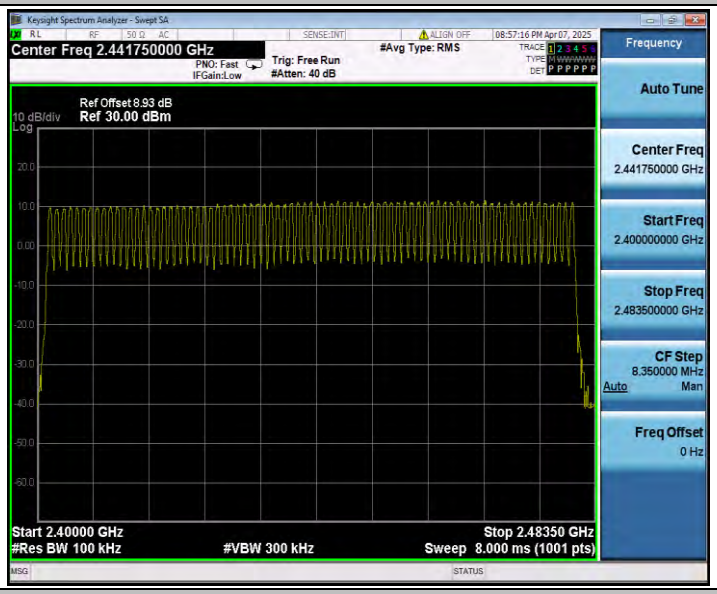
2DH1_Ant1_Hop
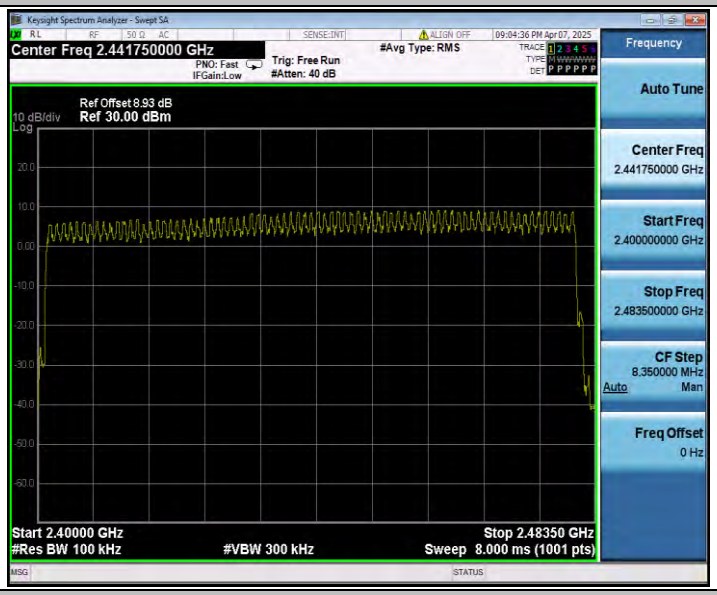
3DH1_Ant1_Hop

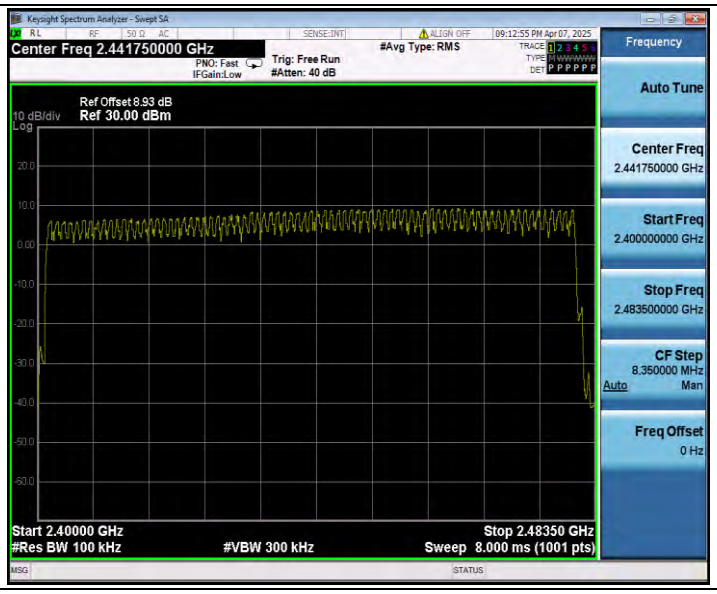
Keysight Spectrum Analyzer - Swept SA
Center Freq 2.441750000 GHz
PNO: Fast
IFGain:Low
Trig: Free Run
#Atten: 40 dB
#Avg Type: RMS
09:12:55 PM Apr 07, 2025
Ref Offset 8.93 dB
10 dB/div
Ref 30.00 dBm
Log
Start 2.40000 GHz
#Res BW 100 kHz
#VBW 300 kHz
Stop 2.48350 GHz
Sweep 8.000 ms (1001 pts)
Frequency
Auto Tune
Center Freq
2.441750000 GHz
Start Freq
2.400000000 GHz
Stop Freq
2.483500000 GHz
CF Step
8.350000 MHz
Auto
Man
Freq Offset
0 Hz

Appendix A.7: Band edge measurements

Test Result

TestMode	Antenna	ChName	Freq(MHz)	RefLevel [dBm]	Result [dBm]	Limit [dBm]	Verdict
DH1	Ant1	Low	2402	9.77	-42.92	≤-10.23	PASS
		High	2480	11.30	-46.31	≤-8.7	PASS
		Low	Hop_2402	9.09	-47.47	≤-10.91	PASS
		High	Hop_2480	11.28	-48.88	≤-8.72	PASS
2DH1	Ant1	Low	2402	6.03	-43.74	≤-13.97	PASS
		High	2480	8.97	-42.93	≤-11.03	PASS
		Low	Hop_2402	5.89	-48.06	≤-14.11	PASS
		High	Hop_2480	8.42	-47.61	≤-11.58	PASS
3DH1	Ant1	Low	2402	5.92	-45.66	≤-14.08	PASS
		High	2480	9.00	-42.57	≤-11	PASS
		Low	Hop_2402	5.78	-45.5	≤-14.22	PASS
		High	Hop_2480	9.04	-48.01	≤-10.96	PASS

Test Graphs

DH1_Ant1_Low_2402

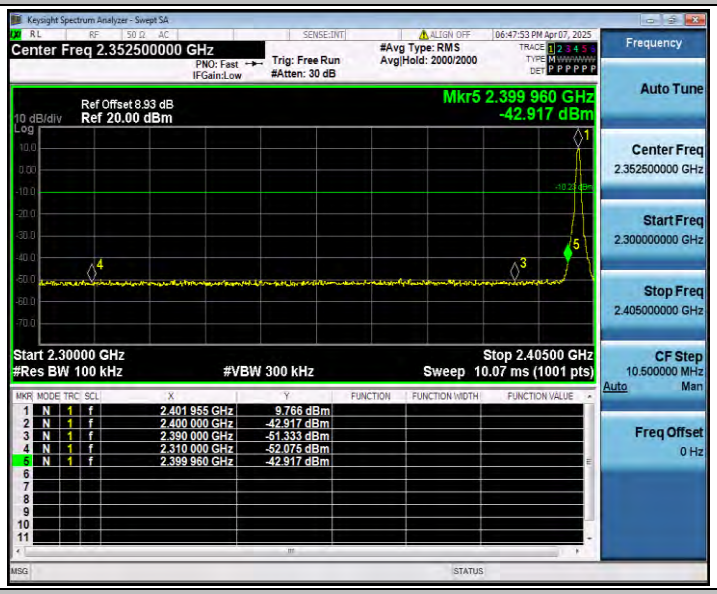

DH1_Ant1_High_2480

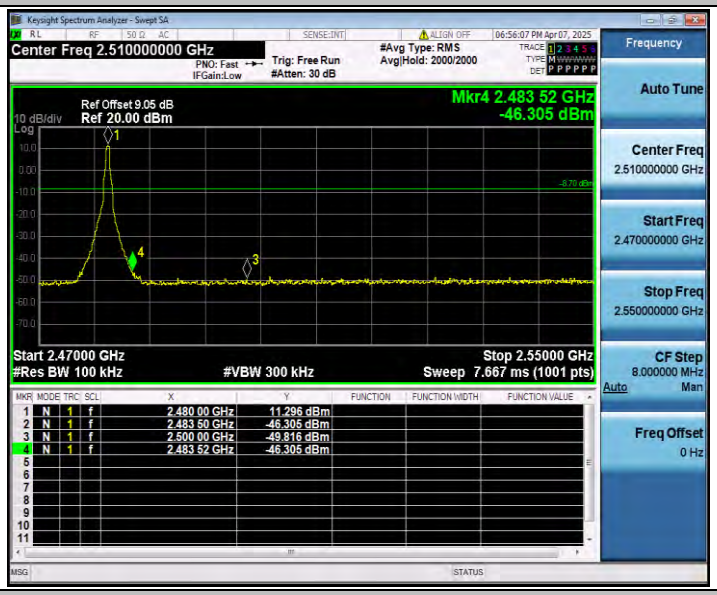

DH1_Ant1_Low_Hop_2402

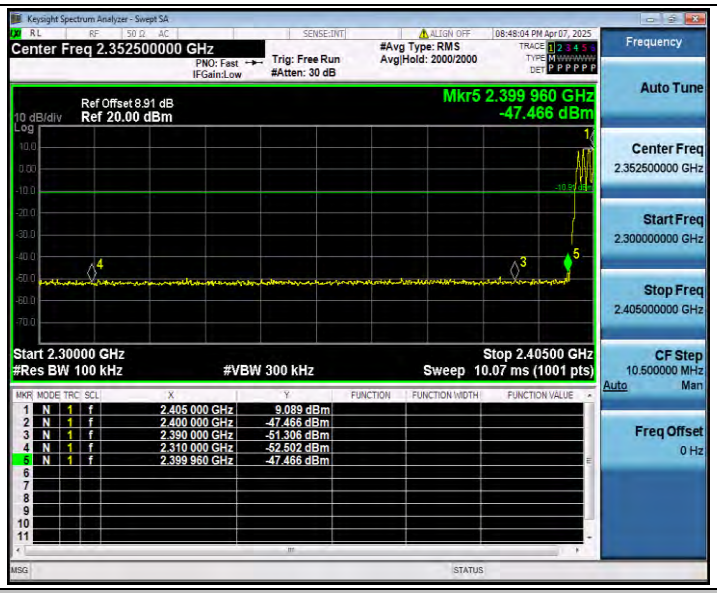

DH1_Ant1_High_Hop_2480

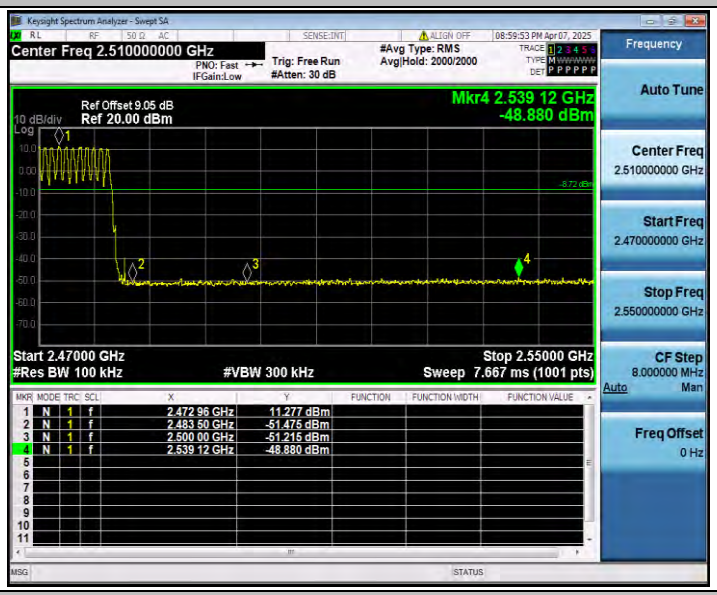

2DH1_Ant1_Low_2402

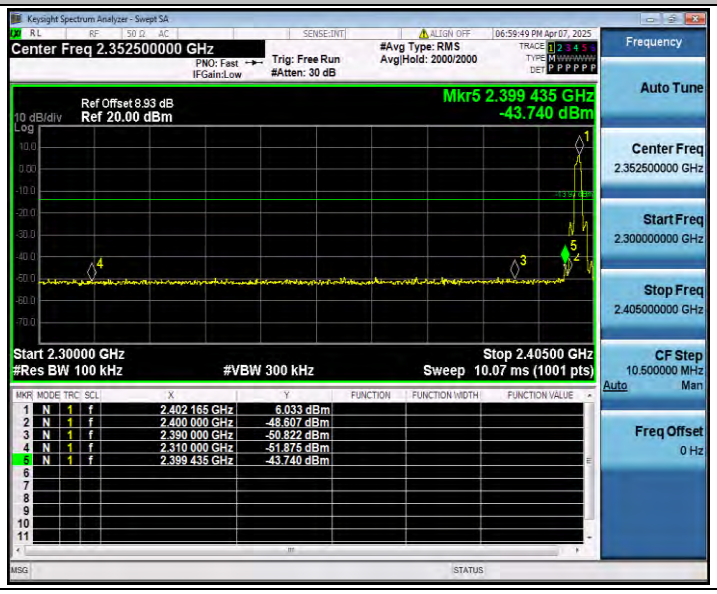

2DH1_Ant1_High_2480

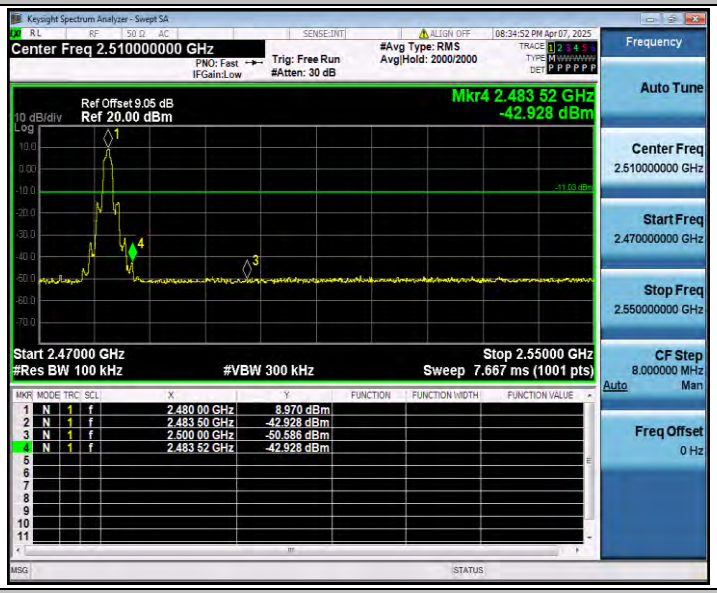

2DH1_Ant1_Low_Hop_2402

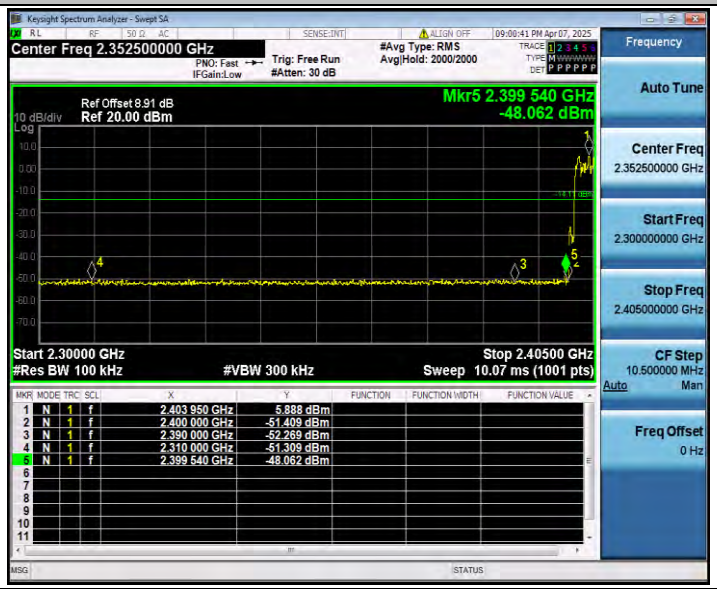

2DH1_Ant1_High_Hop_2480

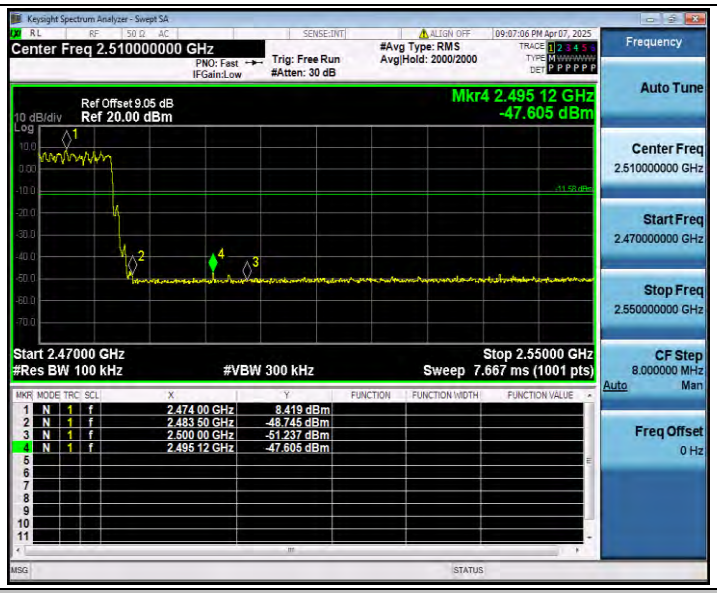

3DH1_Ant1_Low_2402

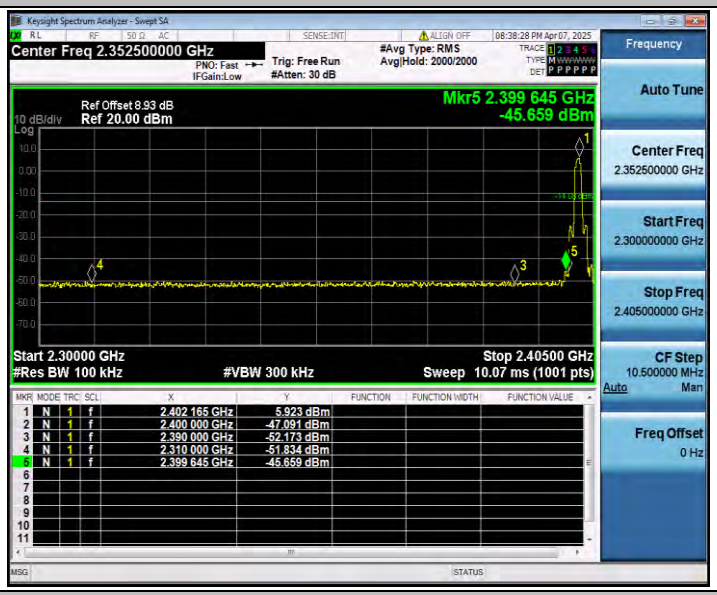

3DH1_Ant1_High_2480

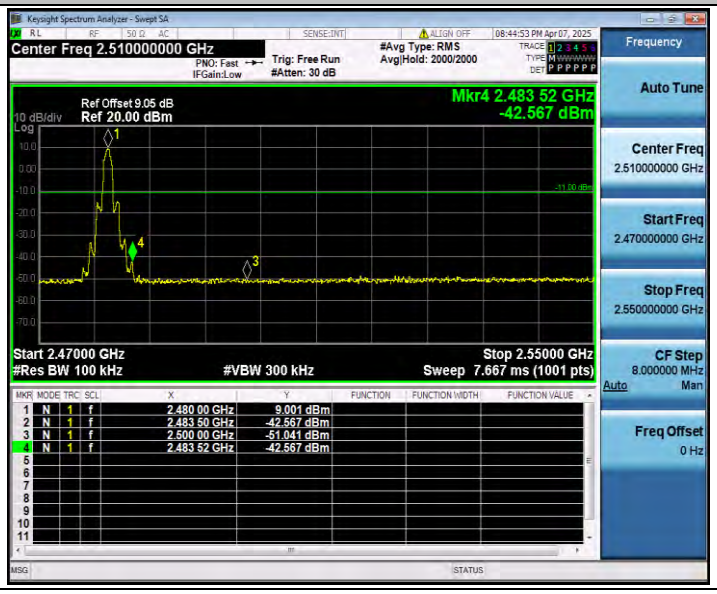

3DH1_Ant1_Low_Hop_2402
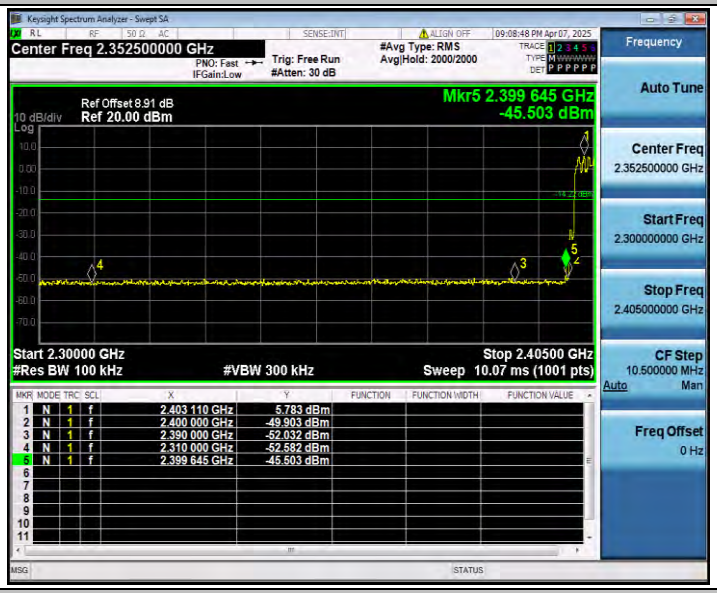

3DH1_Ant1_High_Hop_2480
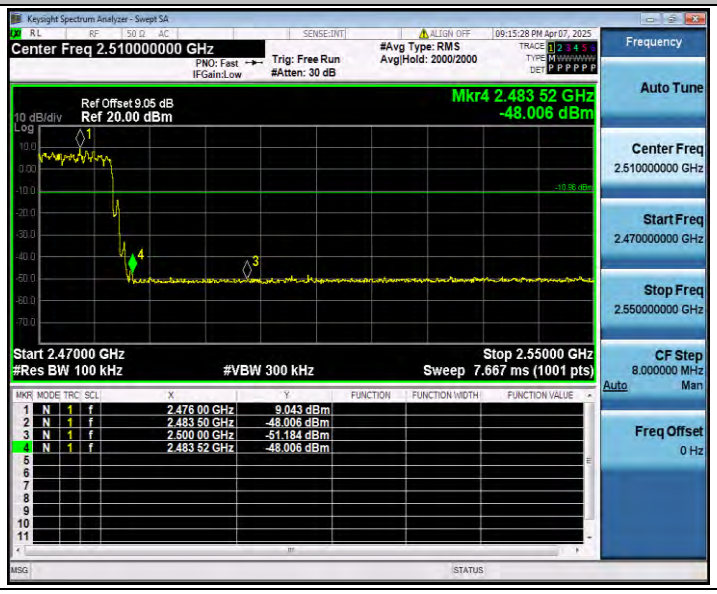

Appendix A.8: Conducted Spurious Emission

Test Result

TestMode	Antenna	Freq(MHz)	FreqRange [MHz]	RefLevel [dBm]	Result [dBm]	Limit [dBm]	Verdict
DH1	Ant1	2402	Reference	9.42	9.42	---	PASS
			30~1000	9.42	-61.2	≤-10.58	PASS
			1000~26500	9.42	-47.89	≤-10.58	PASS
		2441	Reference	10.94	10.94	---	PASS
			30~1000	10.94	-61.05	≤-9.06	PASS
			1000~26500	10.94	-47.52	≤-9.06	PASS
		2480	Reference	10.48	10.48	---	PASS
			30~1000	10.48	-60.48	≤-9.52	PASS
			1000~26500	10.48	-47.7	≤-9.52	PASS
2DH1	Ant1	2402	Reference	5.18	5.18	---	PASS
			30~1000	5.18	-60.88	≤-14.82	PASS
			1000~26500	5.18	-47.39	≤-14.82	PASS
		2441	Reference	8.31	8.31	---	PASS
			30~1000	8.31	-60.04	≤-11.69	PASS
			1000~26500	8.31	-47.48	≤-11.69	PASS
		2480	Reference	8.85	8.85	---	PASS
			30~1000	8.85	-60.25	≤-11.15	PASS
			1000~26500	8.85	-47.85	≤-11.15	PASS
3DH1	Ant1	2402	Reference	5.85	5.85	---	PASS
			30~1000	5.85	-60.73	≤-14.15	PASS
			1000~26500	5.85	-46.87	≤-14.15	PASS
		2441	Reference	8.73	8.73	---	PASS
			30~1000	8.73	-60.26	≤-11.27	PASS
			1000~26500	8.73	-47.8	≤-11.27	PASS
		2480	Reference	8.65	8.65	---	PASS
			30~1000	8.65	-60.33	≤-11.35	PASS
			1000~26500	8.65	-47.4	≤-11.35	PASS

Test Graphs

DH1_Ant1_2402_0~Reference

DH1_Ant1_2402_30~1000

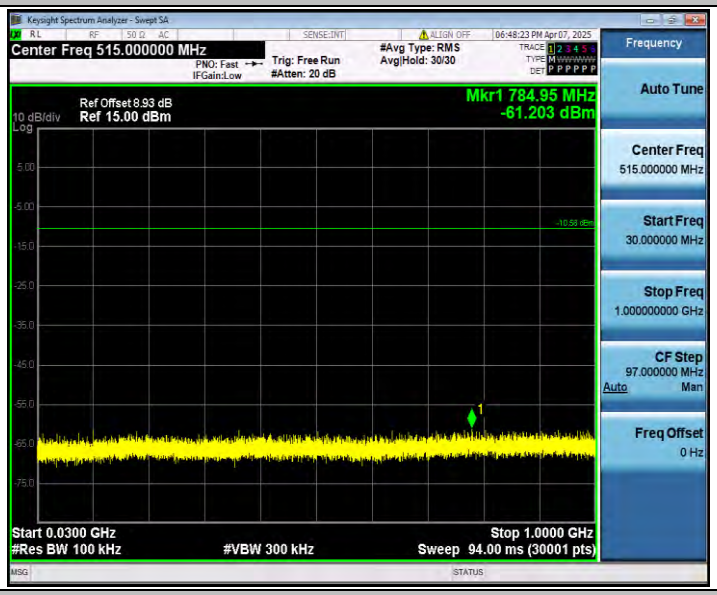

DH1_Ant1_2402_1000~26500

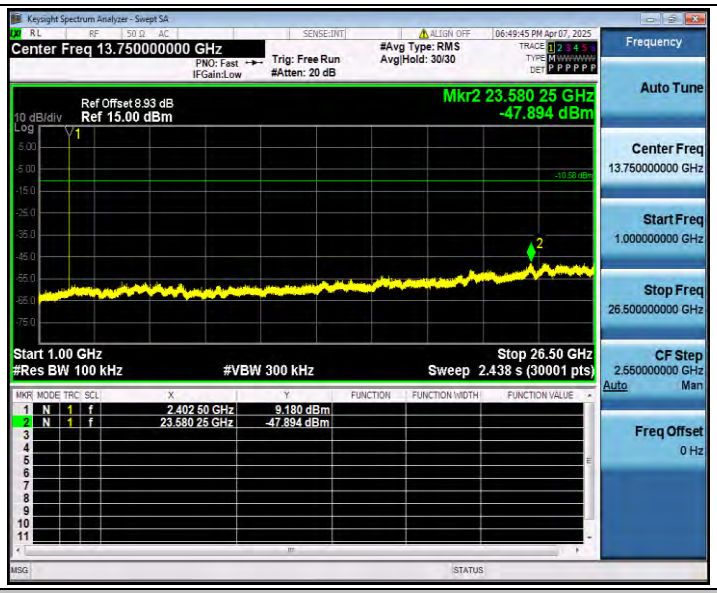

DH1_Ant1_2441_0~Reference

DH1_Ant1_2441_30~1000

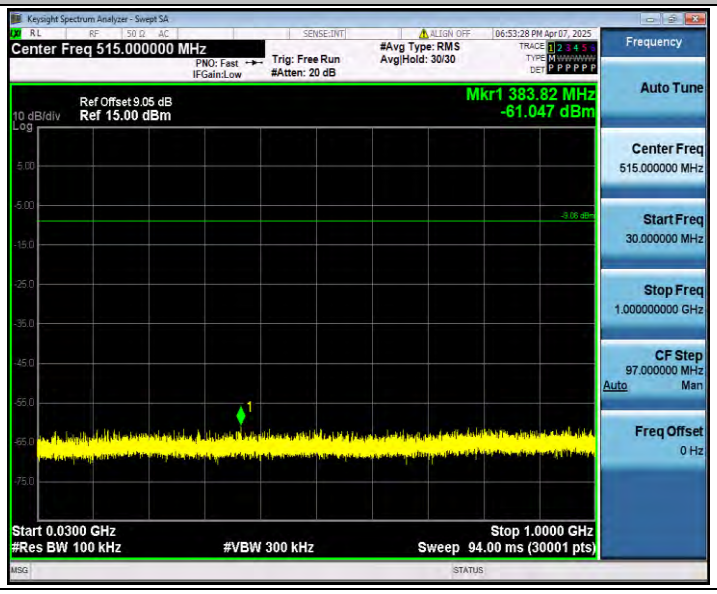

DH1_Ant1_2441_1000~26500

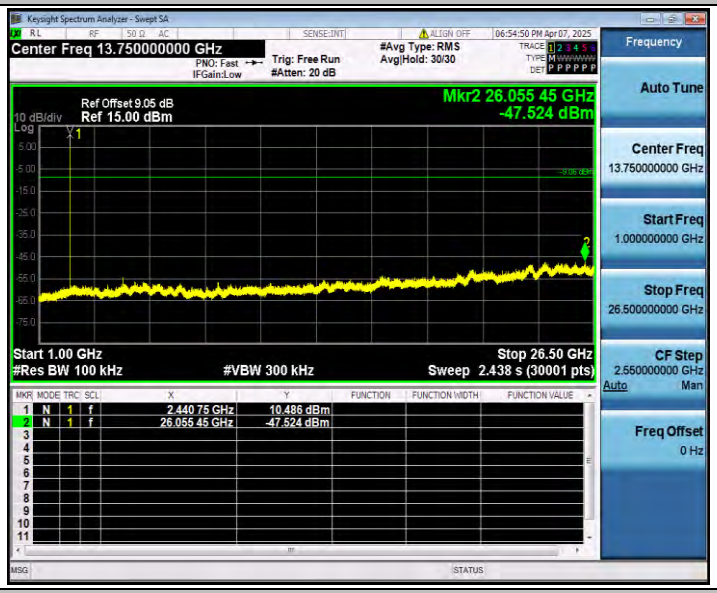

DH1_Ant1_2480_0~Reference

DH1_Ant1_2480_30~1000

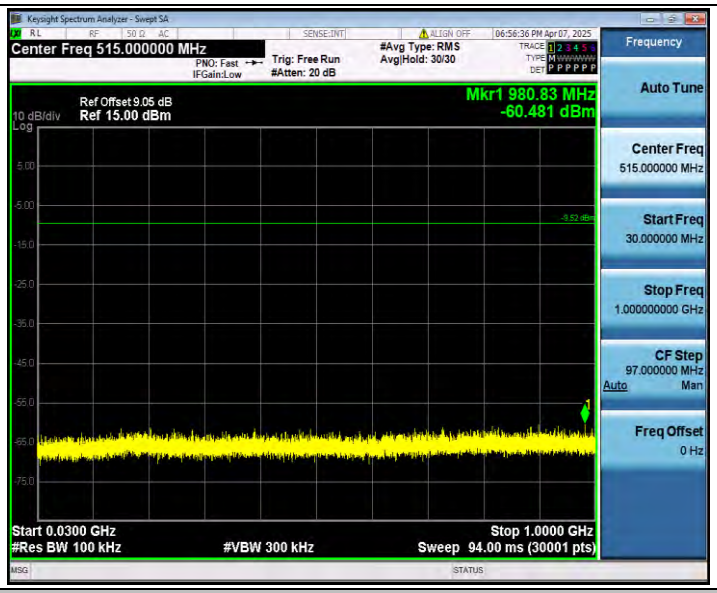

DH1_Ant1_2480_1000~26500

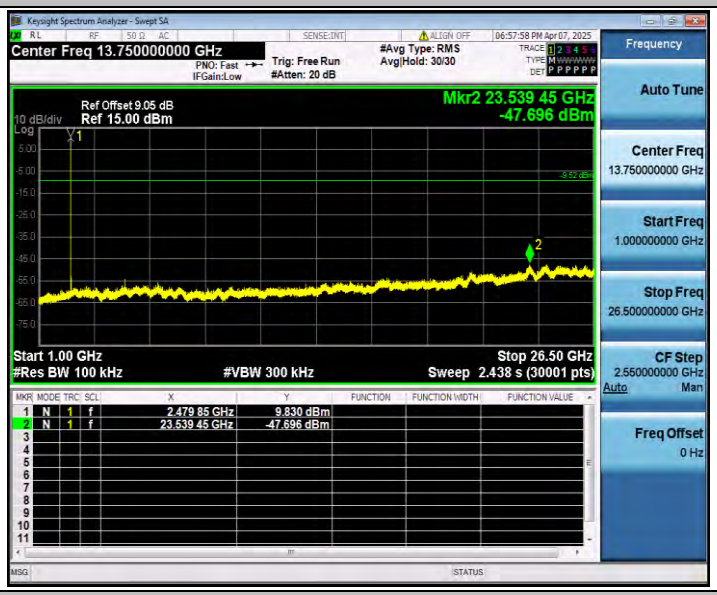

2DH1_Ant1_2402_0~Reference

2DH1_Ant1_2402_30~1000

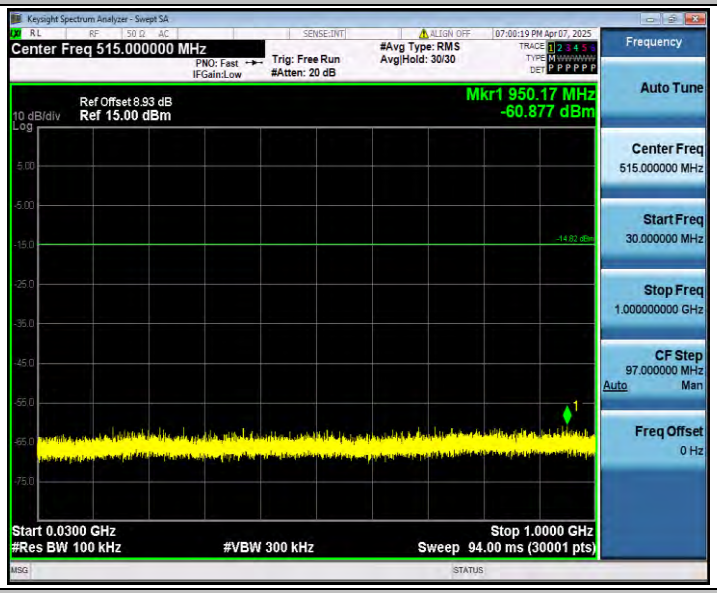

2DH1_Ant1_2402_1000~26500

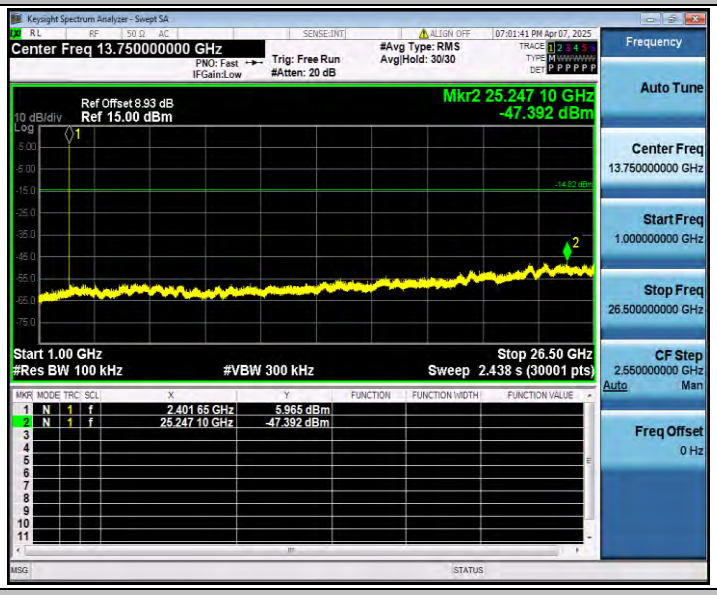

2DH1_Ant1_2441_0~Reference

2DH1_Ant1_2441_30~1000

2DH1_Ant1_2441_1000~26500

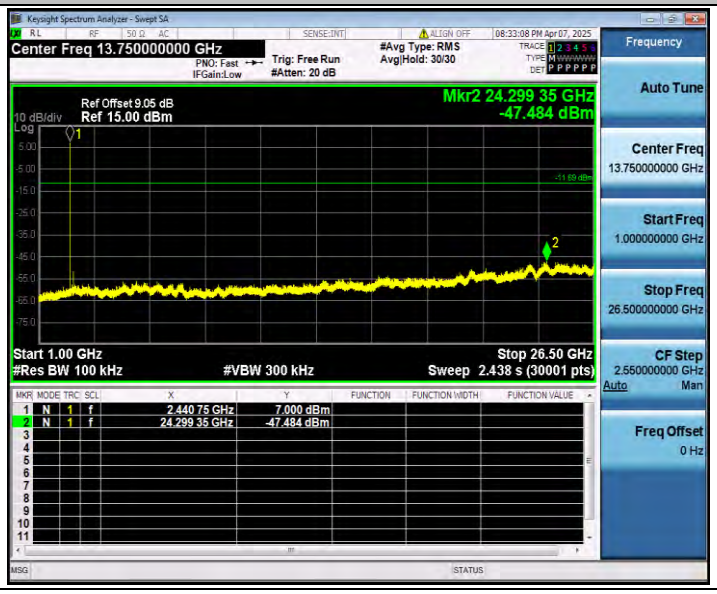

2DH1_Ant1_2480_0~Reference

2DH1_Ant1_2480_30~1000

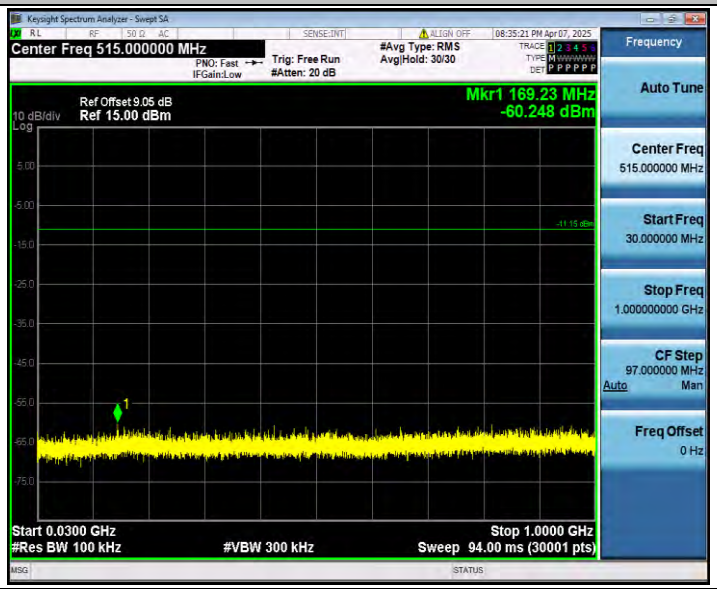

2DH1_Ant1_2480_1000~26500

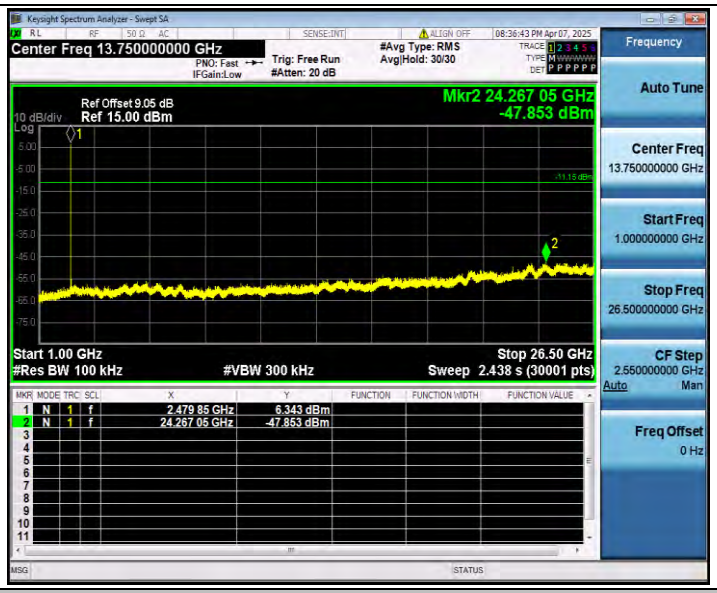

3DH1_Ant1_2402_0~Reference

3DH1_Ant1_2402_30~1000

3DH1_Ant1_2402_1000~26500

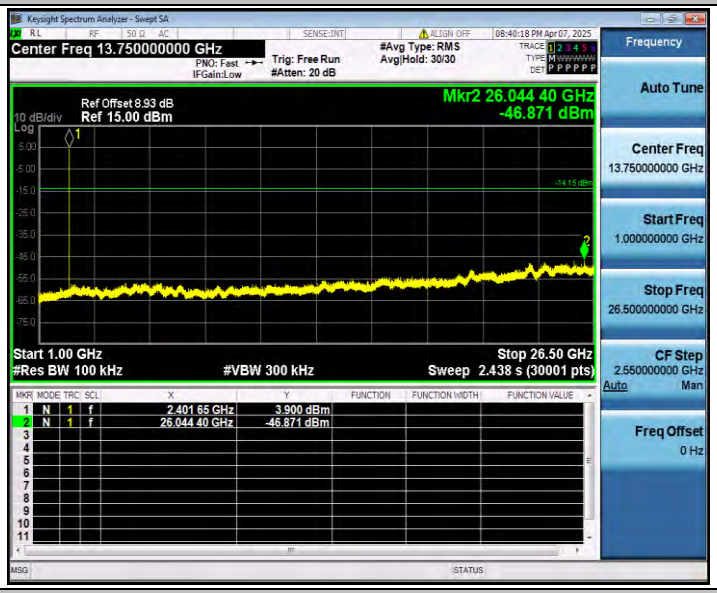

3DH1_Ant1_2441_0~Reference

3DH1_Ant1_2441_30~1000

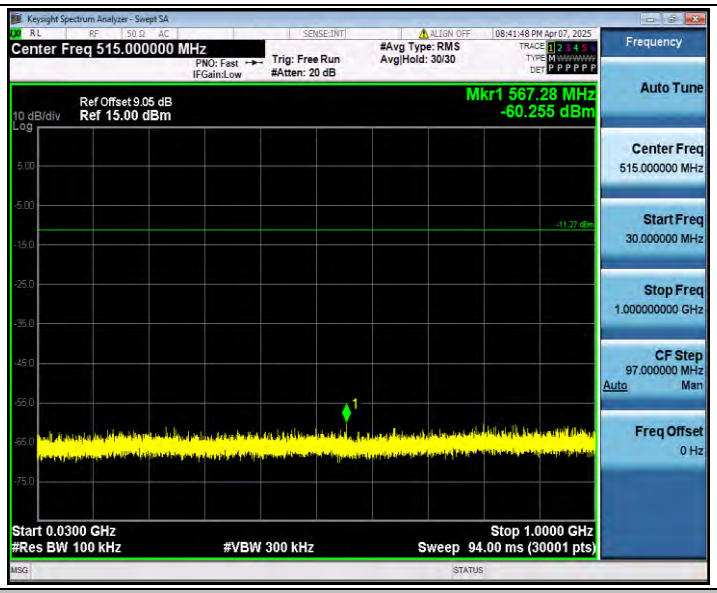

3DH1_Ant1_2441_1000~26500

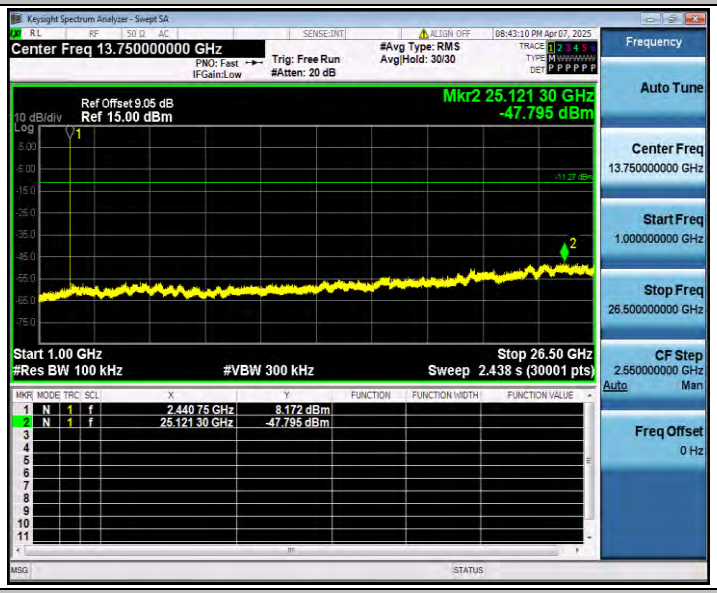

3DH1_Ant1_2480_0~Reference

3DH1_Ant1_2480_30~1000

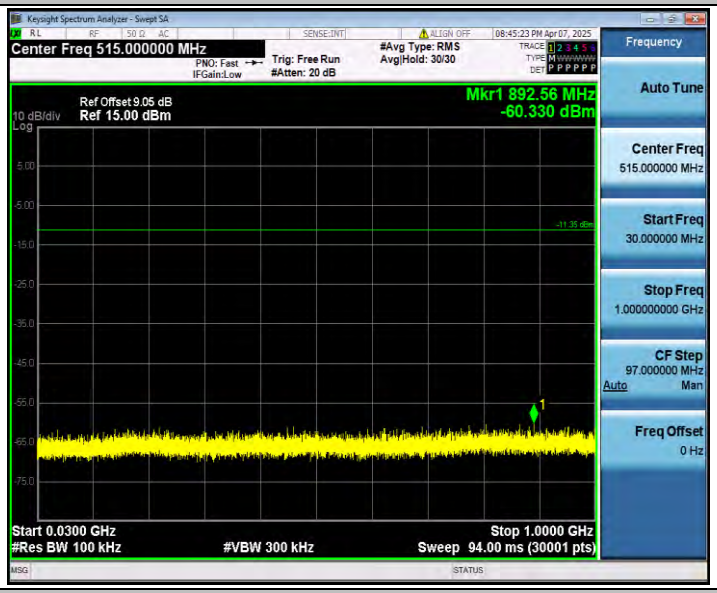

3DH1_Ant1_2480_1000~26500

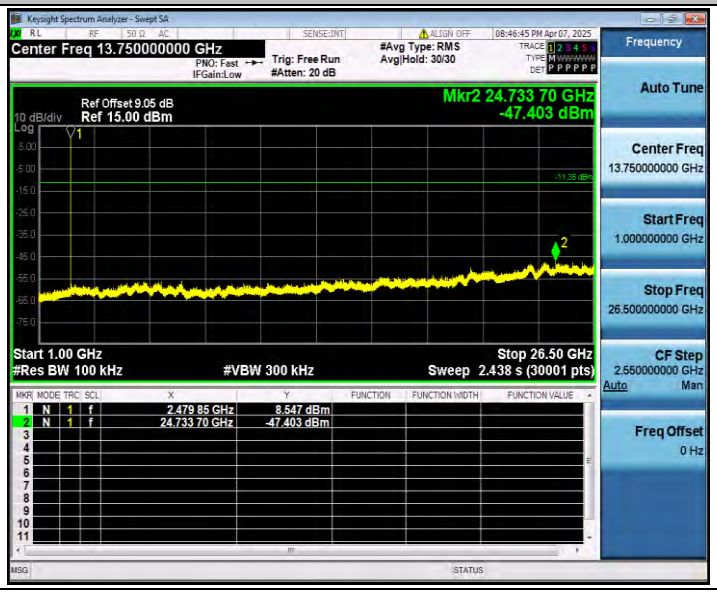

Appendix A.9: Emissions in Restricted Bands

Test Result

TestMode	Antenna	ChName	Freq(MHz)	Detector	Freq [MHz]	Result [dBm]	Limit [dBm]	Result [dBuV/m]	Limit [dBuV/m]	Verdict
DH1	Ant1	Low	2402	AV	2310.000	-49.36	≤-41.20	45.84	≤54	PASS
				AV	2384.105	-48.89	≤-41.20	46.31	≤54	PASS
				AV	2390.000	-49.05	≤-41.20	46.15	≤54	PASS
				Peak	2310.000	-40.96	≤-21.20	54.24	≤74	PASS
				Peak	2325.095	-39.02	≤-21.20	56.18	≤74	PASS
				Peak	2390.000	-40.25	≤-21.20	54.95	≤74	PASS
		High	2480	AV	2483.500	-46.26	≤-41.20	48.94	≤54	PASS
				AV	2483.520	-46.26	≤-41.20	48.94	≤54	PASS
				AV	2500.000	-48.82	≤-41.20	46.38	≤54	PASS
				Peak	2483.500	-25.26	≤-21.20	69.94	≤74	PASS
				Peak	2483.520	-25.26	≤-21.20	69.94	≤74	PASS
				Peak	2500.000	-41.07	≤-21.20	54.13	≤74	PASS
2DH1	Ant1	Low	2402	AV	2310.000	-49.36	≤-41.20	45.84	≤54	PASS
				AV	2324.675	-48.45	≤-41.20	46.75	≤54	PASS
				AV	2390.000	-48.97	≤-41.20	46.23	≤54	PASS
				Peak	2310.000	-42.06	≤-21.20	53.14	≤74	PASS
				Peak	2323.730	-38.15	≤-21.20	57.05	≤74	PASS
				Peak	2390.000	-41.55	≤-21.20	53.65	≤74	PASS
		High	2480	AV	2483.500	-44.23	≤-41.20	50.97	≤54	PASS
				AV	2483.520	-44.23	≤-41.20	50.97	≤54	PASS
				AV	2500.000	-48.65	≤-41.20	46.55	≤54	PASS
				Peak	2483.500	-32.9	≤-21.20	62.30	≤74	PASS
				Peak	2483.520	-32.9	≤-21.20	62.30	≤74	PASS
				Peak	2500.000	-41.83	≤-21.20	53.37	≤74	PASS
3DH1	Ant1	Low	2402	AV	2310.000	-49.38	≤-41.20	45.82	≤54	PASS
				AV	2388.305	-49.01	≤-41.20	46.19	≤54	PASS
				AV	2390.000	-49.13	≤-41.20	46.07	≤54	PASS
				Peak	2310.000	-41.15	≤-21.20	54.05	≤74	PASS
				Peak	2385.995	-38.95	≤-21.20	56.25	≤74	PASS
				Peak	2390.000	-41.07	≤-21.20	54.13	≤74	PASS
		High	2480	AV	2483.500	-44.54	≤-41.20	50.66	≤54	PASS
				AV	2483.520	-44.54	≤-41.20	50.66	≤54	PASS
				AV	2500.000	-48.54	≤-41.20	46.66	≤54	PASS
				Peak	2483.500	-37.9	≤-21.20	57.30	≤74	PASS
				Peak	2483.600	-32.82	≤-21.20	62.38	≤74	PASS

				Peak	2500.000	-41.09	≤-21.20	54.11	≤74	PASS

Note：

1. The Antenna Gain is compensated in the graph.
2. The Duty Cycle Factor and RBW Factor is compensated in the graph.
3. The limit in dBm for average detector is conversion from 54dBuV/m, according to 15.209(a). The limit in dBm for peak detector is 20dB above the limit of average detector in dBm.

Test Graphs

DH1_Ant1_Low_2402_AV

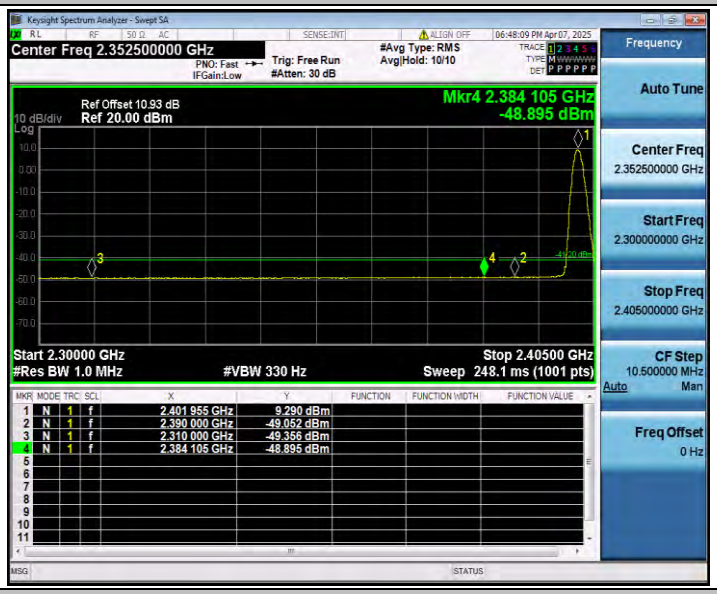

DH1_Ant1_Low_2402_Peak

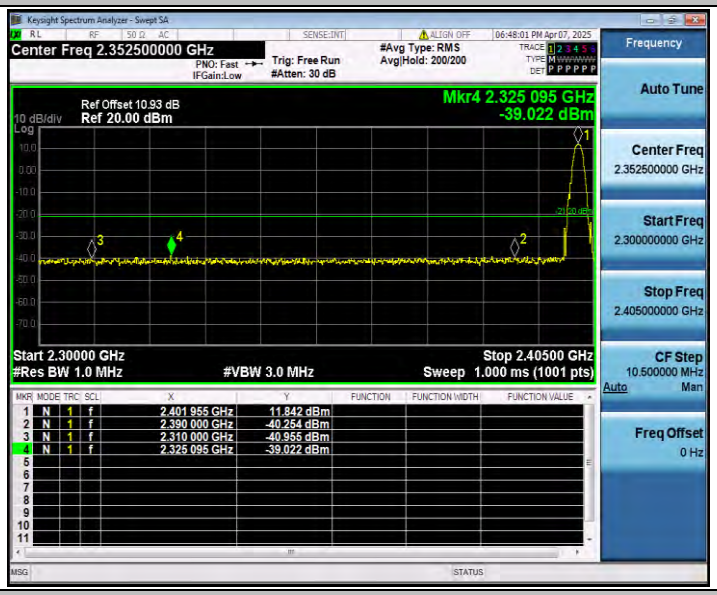

DH1_Ant1_High_2480_AV

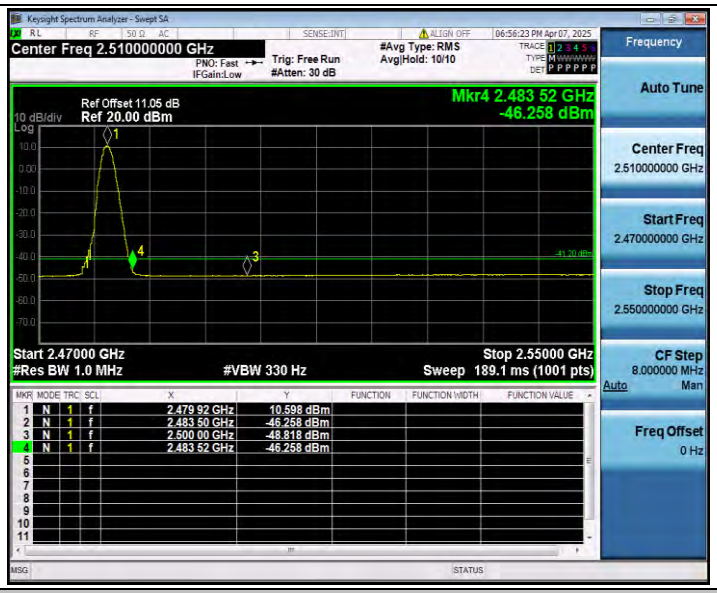

DH1_Ant1_High_2480_Peak

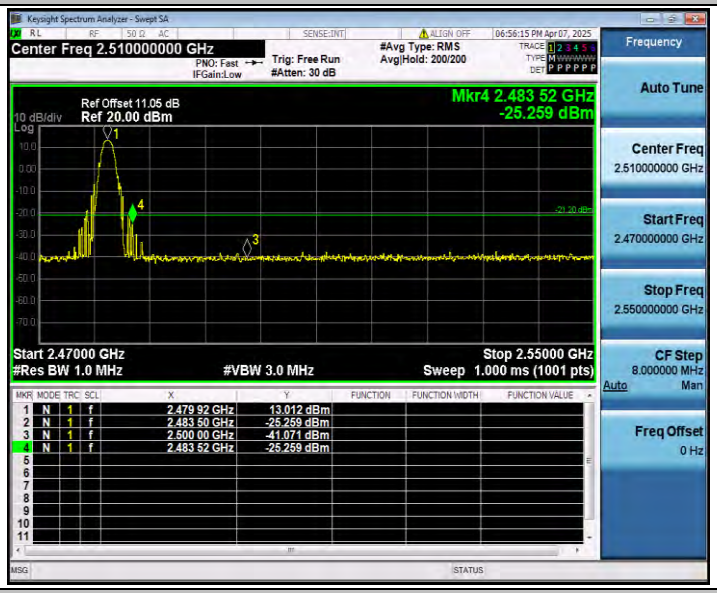

2DH1_Ant1_Low_2402_AV

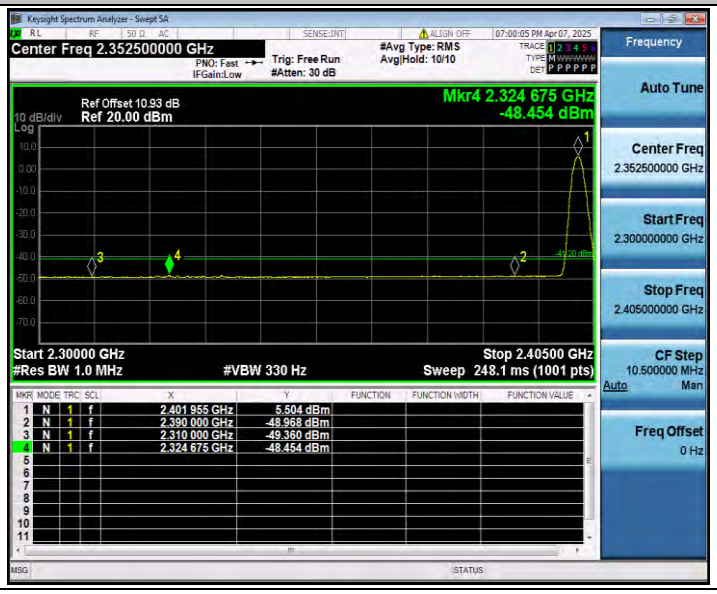

2DH1_Ant1_Low_2402_Peak

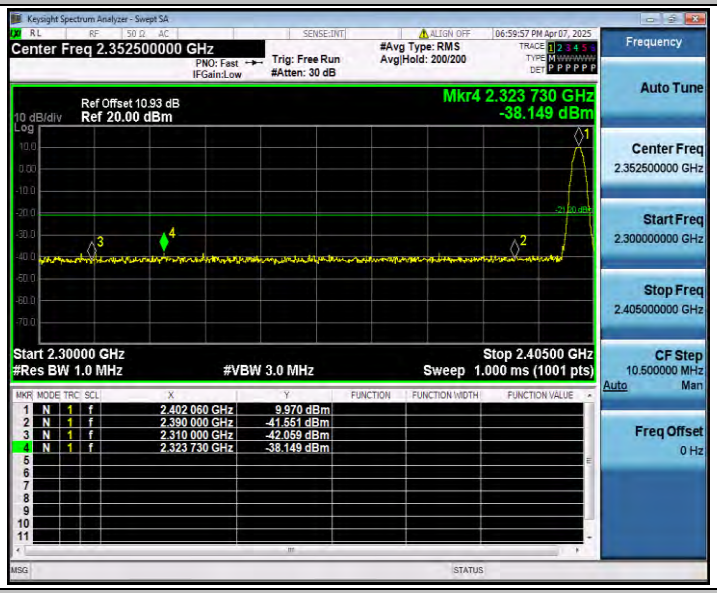

2DH1_Ant1_High_2480_AV

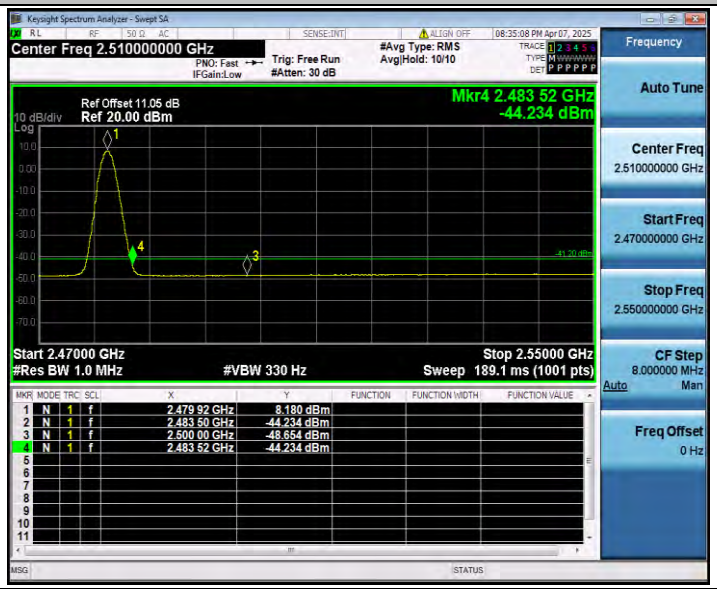

2DH1_Ant1_High_2480_Peak

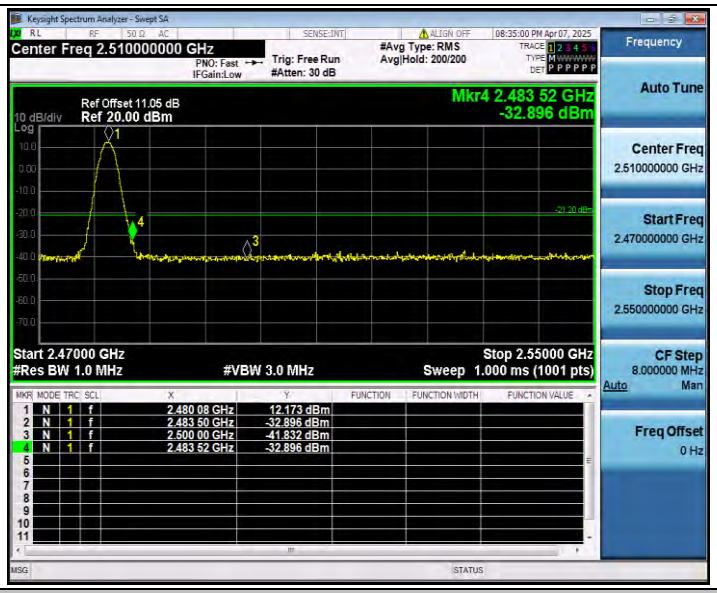

3DH1_Ant1_Low_2402_AV

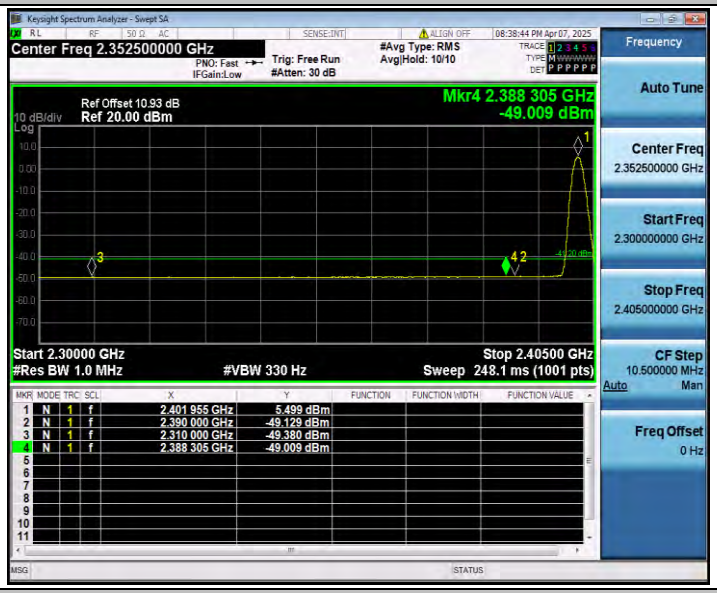

3DH1_Ant1_Low_2402_Peak

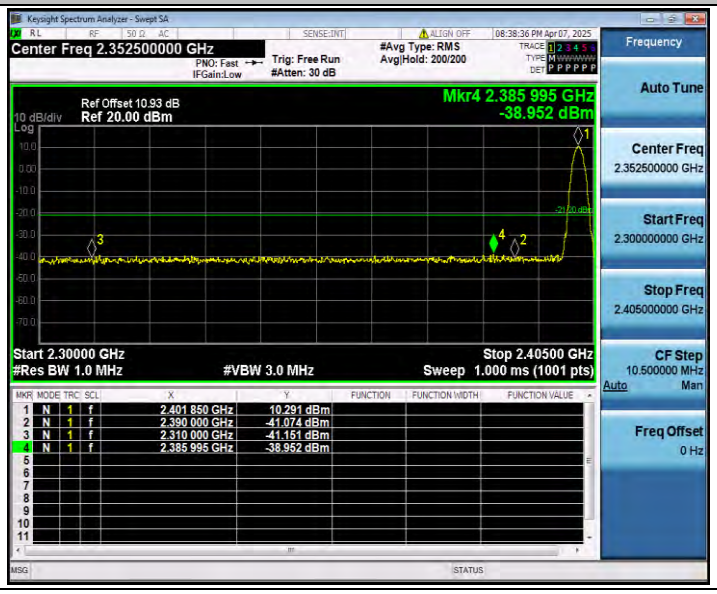

3DH1_Ant1_High_2480_AV

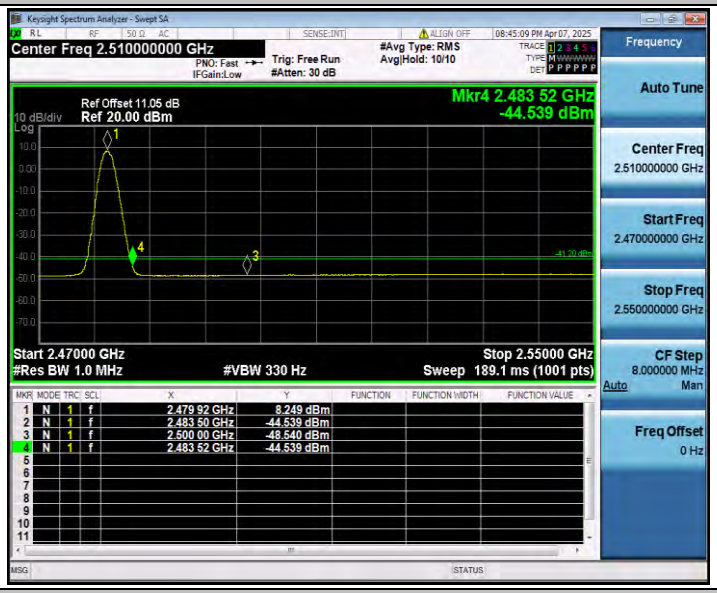
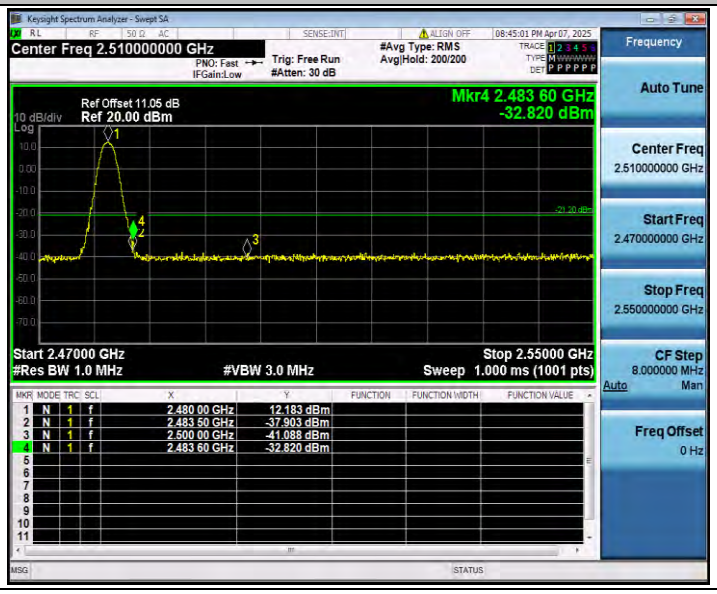
3DH1_Ant1_High_2480_Peak