TEST REPORT

Reference No......	:	WTX24X11256034W011
FCC ID.....	:	2BOTS-UA60
Applicant.....	:	Runione Tech Co., Ltd
Address.....	:	Building D, 3rd Floor, No.599 Gaojing Road,Qingpu District, Shanghai, China
Manufacturer.....		The same as Applicant
Address.....		The same as Applicant
Product Name.....	:	Rugged handheld
Model No......	:	UA60
Standards.....	:	FCC Part 2.1093 IEEE Std C95.1: 2019 IEEE Std C95.3: 2002 + Rev. 2008 IEC/IEEE 62209-1528:2020
Date of Receipt sample.....	:	2024-11-06
Date of Test.....	:	2024-11-06 to 2024-12-15; 2025-04-07 to 2025-04-09
Date of Issue.....	:	2025-04-09
Test Report Form No......	:	WTX_IEEE_1528W
Test Result.....	:	**Pass**

Remarks:

The results shown in this test report refer only to the sample(s) tested, this test report cannot be reproduced, except in full, without prior written permission of the company. The report would be invalid without specific stamp of test institute and the signatures of approver.

Prepared By:

Waltek Testing Group (Shenzhen) Co., Ltd.

Address: 1/F., Room 101, Building 1, Hongwei Industrial Park, Liuxian 2nd Road,
Block 70 Bao'an District, Shenzhen, Guangdong, China

Tel.: +86-755-33663308 Fax.: +86-755-33663309 Email: sem@waltek.com.cn

Tested by:

Jack Sun

Jack Sun

Approved by:

Jason Su

Jason Su

TABLE OF CONTENTS

1. General Information **4**
1.1 Product Description for Equipment Under Test (EUT) 4
1.2 Test Standards 9
1.3 Test Methodology 9
1.4 Test Facility 9
2. Summary of Test Results **10**
3. Specific Absorption Rate (SAR) **11**
3.1 Introduction 11
3.2 SAR Definition 11
4. SAR Measurement System **12**
4.1 The Measurement System 12
4.2 Probe 12
4.3 Probe Calibration Process 14
4.4 Phantom 15
4.5 Device Holder 15
4.6 Test Equipment List 16
5. Tissue Simulating Liquids **18**
5.1 Composition of Tissue Simulating Liquid 18
5.2 Tissue Dielectric Parameters for Head and Body Phantoms 19
5.3 Tissue Calibration Result 20
6. SAR Measurement Evaluation **23**
6.1 Purpose of System Performance Check 23
6.2 System Setup 23
6.3 Validation Results 24
7. EUT Testing Position **26**
7.1 Define Two Imaginary Lines on The Handset 26
7.2 Cheek Position 27
7.3 Tilted Position 27
7.4 Body Position 28
7.5 EUT Antenna Position 28
7.6 EUT Testing Position 29
8. SAR Measurement Procedures **31**
8.1 Measurement Procedures 31
8.2 Spatial Peak SAR Evaluation 31
8.3 Area & Zoom Scan Procedures 32
8.4 Volume Scan Procedures 32
8.5 SAR Averaged Methods 32
8.6 Power Drift Monitoring 32
9. SAR Test Result **33**
9.1 Conducted RF Output Power 33
9.2 Test Results for Standalone SAR Test 170
9.3 Simultaneous Multi-band Transmission SAR Analysis 209
10. Measurement Uncertainty **214**
10.1 Uncertainty for SAR Test 214
Annex A. Plots of System Performance Check **216**
Annex B. Plots of SAR Measurement **216**
Annex C. EUT Photos **216**
Annex D. Test Setup Photos **216**
Annex E. Calibration Certificate **216**

Report version

Version No.	Date of issue	Description
Rev.00	2025-04-09	Original
/	/	/

1. General Information

1.1 Product Description for Equipment Under Test (EUT)

General Description of EUT:	
Product Name:	Rugged handheld
Brand Name:	/
Model No.:	UA60
Adding Model(s):	/
Rated Voltage:	DC3.8V
Battery Capacity	8000mAh
Adapter Model	/
Note: The test data is gathered from a production sample provided by the manufacturer.	

Technical Characteristics of EUT:	
2G	
Support Networks:	GSM, GPRS, EDGE
Support Band:	GSM850/PCS1900
Uplink Frequency:	GSM/GPRS/EDGE 850: 824~849MHz GSM/GPRS/EDGE 1900: 1850~1910MHz
Downlink Frequency:	GSM/GPRS/EDGE 850: 869~894MHz GSM/GPRS/EDGE 1900: 1930~1990MHz
RF Output Power:	Normal: GSM850: 32.33dBm, GSM1900: 29.53dBm EDGE850: 26.26dBm, EDGE1900: 25.35dBm Sensor ON: GSM1900: 24.35dBm, EDGE1900: 24.44dBm
Type of Modulation:	GMSK, 8PSK
Type of Antenna:	FPC Antenna
Antenna Gain:	GSM850: 0.33dBi; GSM1900: 1.05dBi
GPRS/EDGE Class:	Class 12
3G	
Support Networks:	WCDMA, HSDPA, HSUPA
Support Band:	WCDMA Band 2, WCDMA Band 5
Uplink Frequency:	WCDMA Band 2: 1850~1910MHz WCDMA Band 5: 824~849MHz
Downlink Frequency:	WCDMA Band 2: 1930~1990MHz WCDMA Band 5: 869~894MHz
RF Output Power:	Normal: WCDMA Band 2: 22.46dBm, WCDMA Band 5: 22.40dBm Sensor ON: WCDMA Band 2: 18.95dBm
Type of Modulation:	BPSK, QPSK, 16QAM
Antenna Type:	FPC Antenna
Antenna Gain:	WCDMA Band 2: 1.05dBi, WCDMA Band 5: 0.33dBi
4G	
Support Networks:	FDD-LTE, TDD-LTE
Support Band:	FDD-LTE Band 2, 4, 5, 7, 12, 17, TDD-LTE Band 41
Uplink Frequency:	FDD-LTE Band 2: Tx: 1850-1910MHz, FDD-LTE Band 4: Tx: 1710-1755MHz, FDD-LTE Band 5: Tx: 824-849MHz, FDD-LTE Band 7: Tx: 2500-2570MHz,

	FDD-LTE Band 12: Tx: 699-716MHz, FDD-LTE Band 17: Tx: 704-716MHz, TDD-LTE Band 41: Tx: 2496-2690MHz
Downlink Frequency:	FDD-LTE Band 2: Rx: 1930-1990MHz, FDD-LTE Band 4: Rx: 2110-2155MHz, FDD-LTE Band 5: Rx: 869-894MHz, FDD-LTE Band 7: Rx: 2620-2690MHz, FDD-LTE Band 12: Rx: 729-746MHz, FDD-LTE Band 17: Rx: 734-746MHz, TDD-LTE Band 41: Rx: 2496-2690MHz
RF Output Power:	Normal: FDD-LTE Band 2: 22.71dBm FDD-LTE Band 4: 22.77dBm FDD-LTE Band 5: 22.90dBm FDD-LTE Band 7: 22.70dBm FDD-LTE Band 12: 22.89dBm FDD-LTE Band 17: 22.97dBm TDD-LTE Band 41: 22.73dBm Sensor ON: FDD-LTE Band 2: 18.23dBm FDD-LTE Band 4: 18.66dBm FDD-LTE Band 7: 18.36dBm TDD-LTE Band 41: 18.27dBm
Type of Modulation:	QPSK, 16QAM
Antenna Type:	FPC Antenna
Antenna Gain:	FDD-LTE Band 2: 1.05dBi, FDD-LTE Band 4: 1.18dBi, FDD-LTE Band 5: 0.33dBi, FDD-LTE Band 7: 1.4dBi, FDD-LTE Band 12: 0.12dBi, FDD-LTE Band 17: 0.12dBi, TDD-LTE Band 41: 1.44dBi
5G NR	
Support Networks:	5G NR
Support Band:	n2; n5; n66; n71; n41; n77(3450-3550MHz); n77(3700-3980MHz); n78(3450-3550MHz); n78(3700-3800MHz);
EN-DC Mode	DC_2A_n41A, DC_12A_n77A(3450-3550MHz); DC_12A_n77A(3700-3980MHz); DC_5A_n78A(3450-3550MHz); DC_5A_n78A(3700-3800MHz);
Frequency Range:	n2: Tx: 1850-1910MHz, Rx: 1930-1990MHz

	n5: Tx: 824-849MHz, Rx: 869-894MHz
	n66: Tx: 1710-1780MHz, Rx: 2110-2200MHz
	n71: Tx: 663-698MHz, Rx: 617-652MHz
	n41: Tx: 2496-2690MHz, Rx: 2496-2690MHz
	n77: Tx: 3450-3550MHz, Rx: 3450-3550MHz
	n77: Tx: 3700-3980MHz, Rx: 3700-3980MHz
	n78: Tx: 3450-3550MHz, Rx: 3450-3550MHz
	n78: Tx: 3700-3800MHz, Rx: 3700-3800MHz
Modulation Type:	DFT-s-OFDM: PI/2 BPSK QPSK / 16QAM / 64QAM / 256QAM CP-OFDM: QPSK / 16QAM / 64QAM / 256QAM
Max. RF Output Power:	**Normal:** n2: 23.11dBm, n5: 22.85dBm, n66: 23.60dBm, n71: 22.91dBm n41: 25.92dBm, n77(3450-3550MHz): 25.66dBm n77(3700-3980MHz): 25.56dBm n78(3450-3550MHz): 25.53dBm n78(3700-3800MHz): 25.92dBm DC_2A_n41A: 25.02dBm DC_12A_n77A(3450-3550MHz): 24.81dBm DC_12A_n77A(3700-3980MHz): 24.99dBm DC_5A_n78A(3450-3550MHz): 25.26dBm DC_5A_n78A(3700-3800MHz): 26.03dBm **Sensor ON:** n2: 20.24dBm, n5: 19.68dBm, n66: 20.69dBm
Antenna Type:	FPC Antenna
Antenna Gain:	N2: 1.05dBi, n5: 0.33dBi, n66: 1.18dBi, n71: 0.12dBi, n41: 1.44dBi, n77: 1.61dBi, n78: 1.61dBi
WIFI(5GHz)	
Support Standards:	802.11a, 802.11n-HT20/40, 802.11ac-VHT20/40/80
Frequency Range:	5180-5240MHz, 5260-5320MHz 5500-5700MHz, 5745-5825MHz
RF Output Power:	ANT1: 16.31dBm (Conducted) ANT2: 16.81dBm (Conducted)

Type of Modulation:	QPSK, 16QAM, 64QAM,256QAM
Type of Antenna:	FPC Antenna
Antenna Gain:	ANT1: 1.39dBi ANT2: 1.76dBi
WIFI(2.4GHz)	
Support Standards:	802.11b, 802.11g, 802.11n
Frequency Range:	2412-2462MHz for 802.11b/g/n-HT20 2422-2452MHz for 802.11n-HT40
RF Output Power:	ANT1: 15.94dBm (Conducted) ANT2: 16.33dBm (Conducted)
Type of Modulation:	CCK, OFDM, QPSK, BPSK, 16QAM, 64QAM
Quantity of Channels:	11 for 802.11b/g/n-HT20 7 for 802.11n-HT40
Channel Separation:	5MHz
Antenna Type:	FPC Antenna
Antenna Gain:	ANT1: 1.53dBi ANT2: 0.88dBi
Bluetooth	
Bluetooth Version:	V5.2
Frequency Range:	2402-2480MHz
RF Output Power:	9.89dBm (Conducted)
Data Rate:	1Mbps, 2Mbps, 3Mbps
Modulation:	GFSK, π/4 DQPSK, 8DPSK
Quantity of Channels:	79/40
Channel Separation:	1MHz/2MHz
Antenna Type:	FPC Antenna
Antenna Gain:	1.53dBi
NFC	
Support Standards:	NFC
Frequency Range:	13.56MHz
Max. Field Strength:	61.44dBuV/m (at 3m)
Antenna Type:	FPC Antenna
Antenna Gain:	0dBi
Note: The Antenna Gain is provided by the customer and can affect the validity of results.	

1.2 Test Standards

The following report is accordance with FCC 47 CFR Part 2.1093, IEEE Std C95.1: 2019, IEEE Std C95.3: 2002 + Rev. 2008, IEC/IEEE 62209-1528 Ed. 1.0 (2020-10), KDB 447498 D01 v06, KDB 648474 D04 v01r03, KDB 248227 D01 v02r02, KDB 941225 D01 v03r01, KDB 941225 D05 v02r05 , and KDB 865664 D01 v01r04 and KDB 865664 D02 v01r02.

The objective is to determine compliance with FCC Part 2.1093 of the Federal Communication Commissions rules.

Maintenance of compliance is the responsibility of the manufacturer. Any modification of the product, which result in lowering the emission, should be checked to ensure compliance has been maintained.

1.3 Test Methodology

All measurements contained in this report were conducted with KDB 865664 D01 v01r04 and KDB 865664 D02 v01r02. The public notice KDB 447498 D01 v06 for Mobile and Portable Devices RF Exposure Procedure also.

1.4 Test Facility

Address of the test laboratory
Laboratory: Waltek Testing Group (Shenzhen) Co., Ltd.
Address: 1/F., Room 101, Building 1, Hongwei Industrial Park, Liuxian 2nd Road,Block 70 Bao'an District, Shenzhen, Guangdong, China

FCC – Registration No.: 125990
Waltek Testing Group (Shenzhen) Co., Ltd. EMC Laboratory has been registered and fully described in a report filed with the FCC (Federal Communications Commission). The acceptance letter from the FCC is maintained in our files. The Designation Number is CN5010.Test Firm Registration Number is 125990.

Industry Canada (IC) Registration No.: 11464A
The 3m Semi-anechoic chamber of Waltek Testing Group (Shenzhen) Co., Ltd. has been registered by Certif ication and Engineering Bureau of Industry Canada for radio equipment testing with Registration No.: 11464 A and the CAB identifier is CN0057.

2. Summary of Test Results

The maximum results of Specific Absorption Rate (SAR) have found during testing are as follows:

Frequency Band	Head SAR	Body SAR (0mm Gap)	SAR_{1g} Limit (W/kg)
	Maximum SAR_{1g} (W/kg)	Maximum SAR_{1g} (W/kg)	
GSM	0.180	**0.925**	1.6
WCDMA	0.276	0.884	1.6
LTE	**0.692**	0.919	1.6
5G NR SA	0.626	0.902	1.6
5G NR EN-DC	0.094	0.812	1.6
WLAN 5GHz-ANT1	0.359	0.575	1.6
WLAN 5GHz-ANT2	0.174	0.523	1.6
WLAN 2.4GHz-ANT1	0.291	0.262	1.6
WLAN 2.4GHz-ANT2	0.124	0.294	1.6
BT	0.073	0.105	1.6
Simultaneous Transmission	1.159	**1.578**	1.6

The device is in compliance with Specific Absorption Rate (SAR) for general population/uncontrolled exposure limits (1.6 W/kg) specified in FCC 47 CFR Part 2.1093 and IEEE Std C95.1: 2019, and had been tested in accordance with the measurement methods and procedure specified in IEC/IEEE 62209-1528:2020 and KDB 865664 D01 v01r04 and KDB 865664 D02 v01r02.

3. Specific Absorption Rate (SAR)

3.1 Introduction

SAR is related to the rate at which energy is absorbed per unit mass in an object exposed to a radio field. The SAR distribution in a biological body is complicated and is usually carried out by experimental techiques or numerical modeling. The standard recommends limits for two tiers of groups, occupational/controlled and general population/uncontrolled, based on a person's awareness and ability to exercise control over his or her exposure. In general, occupational/controlled exposure limits are higher than the limits for general population/uncontrolled.

3.2 SAR Definition

The SAR definition is the time derivative (rate) of the incremental energy (dW) absorbed by (dissipated in) an incremental mass (dm) contained in a volume element (dv) of a given density (ρ). The equation description is as below:

$$\mathbf{SAR} = \frac{\mathbf{d}}{\mathbf{dt}}\left(\frac{\mathbf{dW}}{\mathbf{dm}}\right) = \frac{\mathbf{d}}{\mathbf{dt}}\left(\frac{\mathbf{dW}}{\boldsymbol{\rho}\mathbf{dv}}\right)$$

SAR is expressed in units of Watts per kilogram (W/kg)
SAR measurement can be either related to the temperature elevation in tissue by

$$\mathbf{SAR} = \mathbf{C}\left(\frac{\boldsymbol{\delta}\mathbf{T}}{\boldsymbol{\delta}\mathbf{t}}\right)$$

Where: C is the specific heat capacity, δ T is the temperature rise and δ t is the exposure duration, or related to the
electrical field in the tissue by

$$\mathbf{SAR} = \frac{\boldsymbol{\sigma}|\mathbf{E}|^2}{\boldsymbol{\rho}}$$

Where: σ is the conductivity of the tissue, ρ is the mass density of the tissue and E is the RMS electrical field strength.

However for evaluating SAR of low power transmitter, electrical field measurement is typically applied.

4. SAR Measurement System

4.1 The Measurement System

Comosar is a system that is able to determine the SAR distribution inside a phantom of human being according to different standards. The Comosar system consists of the following items:
- Main computer to control all the system
- 6 axis robot
- Data acquisition system
- Miniature E-field probe
- Phone holder
- Head simulating tissue

The following figure shows the system.

The EUT under test operating at the maximum power level is placed in the phone holder, under the phantom, which is filled with head simulating liquid. The E-Field probe measures the electric field inside the phantom. The OpenSAR software computes the results to give a SAR value in a 1g or 10g mass.

4.2 Probe

For the measurements the Specific Dosimetric E-Field Probe SSE2 3823-EPGO-435, and refer to the calibration report for probe parameters.
For the measurements the Specific Dosimetric E-Field Probe SSE2 0725-EPGO-446, and refer to the calibration report for probe parameters.
Probe calibration is realized, in compliance with IEC/IEEE 62209-1528:2020 STD, with CALISAR, Antenna proprietary calibration system. The calibration is performed with the IEC/IEEE 62209-1528:2020 annexes technique using reference guide at the five frequencies.

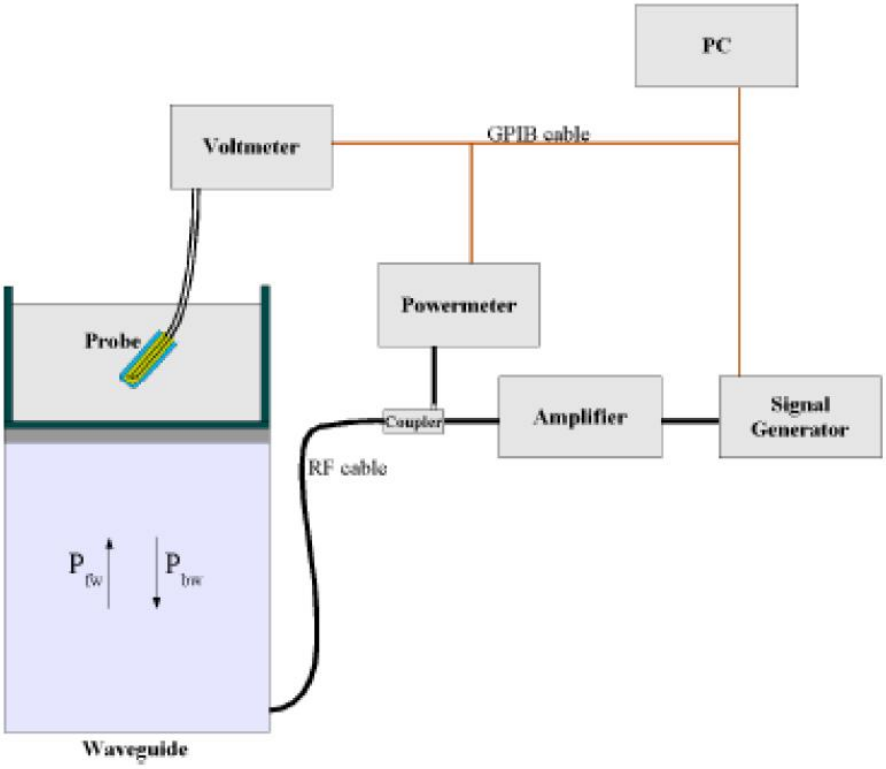

$$SAR = \frac{4\left(P_{fw} - P_{bw}\right)}{ab\delta} \cos^2\left(\pi \frac{y}{a}\right) e^{-(2z/\delta)}$$

Where :

Pfw = Forward Power

Pbw = Backward Power

a and b =Waveguide dimensions

I = Skin depth

Keithley configuration:

Rate = Medium; Filter = ON; RDGS = 10; Filter type = Moving Average; Range auto after each calibration, a SAR measurement is performed on a validation dipole and compared with a NPL calibrated probe, to verify it. The calibration factors, CF(N), for the 3 sensors corresponding to dipole 1, dipole 2 and dipole 3 are:

CF(N)=SAR(N)/Vlin(N) (N=1,2,3)

The linearised output voltage Vlin(N) is obtained from the displayed output voltage V(N) using

Vlin(N)=V(N)*(1+V(N)/DCP(N)) (N=1,2,3)

where DCP is the diode compression point in mV.

4.3 Probe Calibration Process

Dosimetric Assessment Procedure

Each E-Probe/Probe Amplifier combination has unique calibration parameters. SATIMO Probe calibration procedure is conducted to determine the proper amplifier settings to enter in the probe parameters. The amplifier settings are determined for a given frequency by subjecting the probe to a known E-field density (1 mW/cm2) using an with CALISAR, Antenna proprietary calibration system.

Free Space Assessment Procedure

The free space E-field from amplified probe outputs is determined in a test chamber. This calibration can be performed in a TEM cell if the frequency is below 1 GHz and in a waveguide or other methodologies above 1 GHz for free space. For the free space calibration, the probe is placed in the volumetric center of the cavity and at the proper orientation with the field. The probe is rotated 360 degrees until the three channels show the maximum reading. The power density readings equates to 1mW/cm2.

Temperature Assessment Procedure

E-field temperature correlation calibration is performed in a flat phantom filled with the appropriate simulated head tissue. The E-field in the medium correlates with the temperature rise in the dielectric medium. For temperature correlation calibration a RF transparent thermistor-based temperature probe is used in conjunction with the E-field probe.

$$SAR = C\frac{\Delta T}{\Delta t}$$

Where:

Δt = exposure time (30 seconds),

C = heat capacity of tissue (brain or muscle),

ΔT = temperature increase due to RF exposure.

SAR is proportional to ΔT/Δt, the initial rate of tissue heating, before thermal diffusion takes place. The electric field in the simulated tissue can be used to estimate SAR by equating the thermally derived SAR to that with the E- field component.

$$SAR = \frac{|E|^2 \cdot \sigma}{\rho}$$

Where:
σ = simulated tissue conductivity,
ρ = Tissue density (1.25 g/cm3 for brain tissue)

4.4 Phantom

For the measurements the Specific Anthropomorphic Mannequin (SAM) defined by the IEEE SCC-34/SC2 group is used. The phantom is a polyurethane shell integrated in a wooden table. The thickness of the phantom amounts to 2mm +/- 0.2mm. It enables the dosimetric evaluation of left and right phone usage and includes an additional flat phantom part for the simplified performance check. The phantom set-up includes a cover, which prevents the evaporation of the liquid.

4.5 Device Holder

The positioning system allows obtaining cheek and tilting position with a very good accuracy. In compliance with CENELEC, the tilt angle uncertainty is lower than 1°.

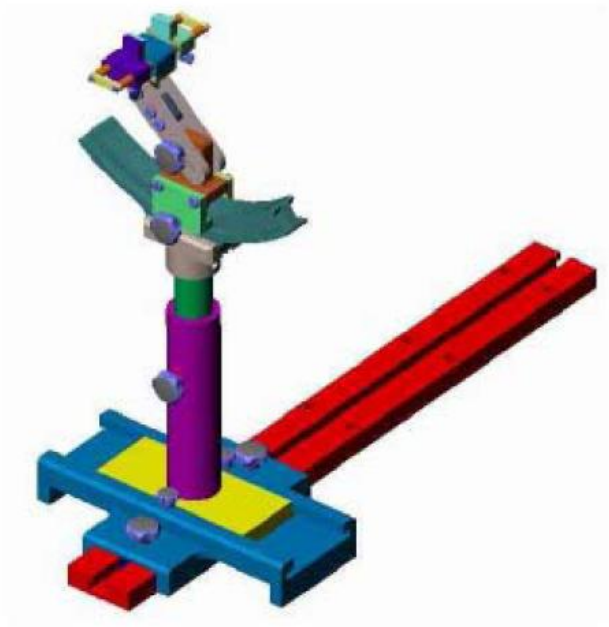

System Material	Permittivity	Loss Tangent
Delrin	3.7	0.005

4.6 Test Equipment List

Fixed asset Number	Description	Manufacturer	Model	Serial Number	Cal. Date	Due. Date
WTXE1105A1002-1	E-Field Probe	MVG	SSE2	3823-EPGO-435	2024-07-11	2025-07-10
WTXE1053A1001-001	750MHz Dipole	MVG	SID750	SN 47/12 DIP 0G750-203	2023-08-20	2026-08-19
WTXE1053A1001-002	835MHz Dipole	MVG	SID835	SN 47/12 DIP 0G835-204	2023-08-20	2026-08-19
WTXE1053A1001-004	1800MHz Dipole	MVG	SID1800	SN 47/12 DIP 1G800-206	2023-08-20	2026-08-19
WTXE1053A1001-005	1900MHz Dipole	MVG	SID1900	SN 47/12 DIP 1G900-207	2023-08-20	2026-08-19
WTXE1053A1001-007	2450MHz Dipole	MVG	SID2450	SN 13/15 DIP 2G450-364	2023-08-20	2026-08-19
WTXE1053A1006-002	2600MHz Dipole	MVG	SID2600	SN 28/21 DIP 2G600-590	2024-07-11	2027-07-10
WTXE1053A1006-003	3300MHz Dipole	MVG	SID3300	SN 28/21 DIP 3G300-591	2024-07-11	2027-07-10
WTXE1053A1006-004	3500MHz Dipole	MVG	SID3500	SN 28/21 DIP 3G500-592	2024-07-11	2027-07-10
WTXE1053A1006-005	3700MHz Dipole	MVG	SID3700	SN 28/21 DIP 3G700-593	2024-07-11	2027-07-10
WTXE1053A1006-006	3900MHz Dipole	MVG	SID3900	SN 28/21 DIP 3G900-594	2024-07-11	2027-07-10
WTXE1053A1001-010	Dielectric Probe	SATIMO	SCLMP	SN 47/12 OCPG49	2024-02-24	2025-02-23
WTXE1075A1003	Power meter	Keithley	3500	1232959	2024-02-24	2025-02-23
WTXE1075A1002	Power meter	Keithley	3500	1162591	2024-02-24	2025-02-23
WTXE1104A1003	EXG Analog Signal Generator	KEYSIGHT	N5173B	MY61252892	2024-02-24	2025-02-23
WTXE1022A1002	GSM Tester	Rohde & Schwarz	CMU200	114403	2024-02-27	2025-02-26
WTXE1041A1002	Communications Tester	Rohde & Schwarz	CMW500	148650	2024-03-19	2025-03-18
WTXE1036A1001	Network Analyzer	Rohde & Schwarz	ZVB 8	101353	2024-10-15	2025-10-14

Fixed asset Number	Description	Manufacturer	Model	Serial Number	Cal. Date	Due. Date
WTXE1105A1002-2	E-Field Probe	MVG	SSE2	0725-EPGO-446	2025-02-12	2026-02-11
WTXE1053A1001-007	2450MHz Dipole	MVG	SID2450	SN 13/15 DIP 2G450-364	2023-08-20	2026-08-19
WTXE1035A1009	5 GHz Dipole	MVG	SID5000	SN 02/21 DIP 5G000-543	2024-07-11	2027-07-10
WTXE1053A1001-010	Dielectric Probe	SATIMO	SCLMP	SN 47/12 OCPG49	2025-02-23	2026-02-22
WTXE1075A1003	Power meter	Keithley	3500	1232959	2025-02-23	2026-02-22
WTXE1075A1002	Power meter	Keithley	3500	1162591	2025-02-23	2026-02-22
WTXE1104A1003	EXG Analog Signal Generator	KEYSIGHT	N5173B	MY61252892	2025-02-23	2026-02-22
WTXE1022A1002	GSM Tester	Rohde & Schwarz	CMU200	114403	2025-02-23	2026-02-22
WTXE1041A1002	Communications Tester	Rohde & Schwarz	CMW500	148650	2025-02-23	2026-02-22
WTXE1036A1001	Network Analyzer	Rohde & Schwarz	ZVB 8	101353	2024-10-15	2025-10-14

5. Tissue Simulating Liquids

5.1 Composition of Tissue Simulating Liquid

For the measurement of the field distribution inside the SAM phantom with SMTIMO, the phantom must be filled with around 25 liters of homogeneous body tissue simulating liquid. For head SAR testing, the liquid height from the ear reference point (ERP) of the phantom to the liquid top surface is larger than 15 cm. For body SAR testing, the liquid height from the center of the flat phantom to the liquid top surface is larger than 15 cm. Please see the following photos for the liquid height.



Liquid Height for Body SAR

The Composition of Tissue Simulating Liquid

Frequency (MHz)	Water (%)	Salt (%)	1,2-Propane diol (%)	HEC (%)	Preventol (%)	DGBE (%)
Head/Body						
835	40.3	1.4	57.9	0.2	0.2	0
900	40.3	1.4	57.9	0.2	0.2	0
1800-2000	55.2	0.3	0	0	0	44.5
2450	55.0	0.1	0	0	0	44.9
2600	54.9	0.1	0	0	0	45.0
3500	71.6	1.3	10.9	0.7	0.7	14.8
3700	71.7	1.3	10.8	0.6	0.8	14.8

Frequency (MHz)	Water (%)	Hexyl Carbitol (%)	Triton X-100 (%)
Head/Body			
5000-6000	65.52	17.24	17.24

5.2 Tissue Dielectric Parameters for Head and Body Phantoms

According to FCC KDBs, IEC/IEEE 62209-1528:2020 standards state that the system validation measurements must be performed using a reference dipole meeting the fore mentioned return loss and mechanical dimension requirements. The validation measurement must be performed against a liquid filled flat phantom, with the phantom constructed as outlined in the fore mentioned standards. Per the standards, the dipole shall be positioned below the bottom of the phantom, with the dipole length centered and parallel to the longest dimension of the flat phantom, with the top surface of the dipole at the described distance from the bottom surface of the phantom.

Target Frequency (MHz)	Head		Body	
	Conductivity (σ)	Permittivity (ε_r)	Conductivity (σ)	Permittivity (ε_r)
150	0.76	52.3	0.80	61.9
300	0.87	45.3	0.92	58.2
450	0.87	43.5	0.94	56.7
750	**0.89**	**41.9**	**0.96**	**55.5**
835	**0.90**	**41.5**	**0.97**	**55.2**
900	0.97	41.5	1.05	55.0
915	0.98	41.5	1.06	55.0
1450	1.20	40.5	1.30	54.0
1610	1.29	40.3	1.40	53.8
1800-2000	**1.40**	**40.0**	**1.52**	**53.3**
2100	1.49	39.8	1.62	53.2
2300	1.67	39.5	1.81	52.9
2450	**1.80**	**39.2**	**1.95**	**52.7**
2600	**1.96**	**39.0**	**2.16**	**52.5**
3000	2.40	38.5	2.73	52.0
3300	**2.71**	**38.2**	**3.08**	**51.6**
3500	**2.91**	**37.9**	**3.31**	**51.3**
3700	**3.12**	**37.7**	**3.55**	**51.0**
3900	**3.32**	**37.5**	**3.78**	**50.8**
4200	3.63	37.1	4.13	50.4
4600	4.04	36.7	4.60	49.8
4900	4.35	36.3	4.95	49.4
5200	**4.66**	**36.0**	**5.30**	**49.0**
5400	**4.86**	**35.8**	**5.53**	**48.7**
5600	**5.07**	**35.5**	**5.77**	**48.5**
5800	**5.27**	**35.3**	**6.00**	**48.2**

5.3 Tissue Calibration Result

The dielectric parameters of the liquids were verified prior to the SAR evaluation using COMOSAR Dielectric Probe Kit and an Agilent Network Analyzer.

Calibration Result for Dielectric Parameters of Tissue Simulating Liquid

Head Tissue Simulating Liquid									
Freq. MHz	Temp. (℃)	Conductivity			Permittivity			Limit (%)	Date
		Reading (σ)	Target (σ)	Delta (%)	Reading (ε r)	Target (ε r)	Delta (%)		
750	22.2	0.86	0.89	-3.37	40.32	41.9	-3.77	±5	2024-12-02
835	22.2	0.89	0.90	-1.11	41.88	41.5	0.92	±5	2024-12-04
1800	22.5	1.38	1.40	-1.43	39.13	40.0	-2.17	±5	2024-11-14
1900	22.5	1.41	1.40	0.71	41.54	40.0	3.85	±5	2024-11-16
2600	22.4	1.93	1.96	-1.53	39.81	39.0	2.08	±5	2024-11-19
3300	22.5	2.67	2.71	-1.48	36.85	38.2	-3.53	±5	2024-12-10
3500	22.5	2.88	2.91	-1.03	37.68	37.9	-0.58	±5	2024-12-10
3700	22.5	3.09	3.12	-0.96	38.81	37.7	2.94	±5	2024-12-10
3900	22.5	3.25	3.32	-2.11	36.57	37.5	-2.48	±5	2024-12-10
673	22.2	0.85	0.89	-4.49	40.28	41.9	-3.87	±5	2024-12-02
680.5	22.2	0.85	0.89	-4.49	40.28	41.9	-3.87	±5	2024-12-02
688	22.2	0.85	0.89	-4.49	40.28	41.9	-3.87	±5	2024-12-02
707.5	22.2	0.85	0.89	-4.49	40.29	41.9	-3.84	±5	2024-12-02
704	22.2	0.85	0.89	-4.49	40.29	41.9	-3.84	±5	2024-12-02
709	22.2	0.85	0.89	-4.49	40.29	41.9	-3.84	±5	2024-12-02
710	22.2	0.85	0.89	-4.49	40.29	41.9	-3.84	±5	2024-12-02
711	22.2	0.85	0.89	-4.49	40.29	41.9	-3.84	±5	2024-12-02
829	22.2	0.89	0.90	-1.11	41.87	41.5	0.89	±5	2024-12-04
824.2	22.2	0.89	0.90	-1.11	41.87	41.5	0.89	±5	2024-12-04
826.4	22.2	0.89	0.90	-1.11	41.87	41.5	0.89	±5	2024-12-04
834	22.2	0.89	0.90	-1.11	41.88	41.5	0.92	±5	2024-12-04
836.4	22.2	0.89	0.90	-1.11	41.88	41.5	0.92	±5	2024-12-04
836.5	22.2	0.89	0.90	-1.11	41.88	41.5	0.92	±5	2024-12-04
836.6	22.2	0.89	0.90	-1.11	41.88	41.5	0.92	±5	2024-12-04
839	22.2	0.89	0.90	-1.11	41.88	41.5	0.92	±5	2024-12-04
844	22.2	0.89	0.90	-1.11	41.89	41.5	0.94	±5	2024-12-04
846.6	22.2	0.89	0.90	-1.11	41.89	41.5	0.94	±5	2024-12-04
848.8	22.2	0.89	0.90	-1.11	41.89	41.5	0.94	±5	2024-12-04
1720	22.5	1.38	1.40	-1.43	39.14	40.0	-2.15	±5	2024-11-14
1725	22.5	1.38	1.40	-1.43	39.14	40.0	-2.15	±5	2024-11-14
1732.5	22.5	1.38	1.40	-1.43	39.15	40.0	-2.13	±5	2024-11-14

1745	22.5	1.38	1.40	-1.43	39.14	40.0	-2.15	±5	2024-11-14
1765	22.5	1.38	1.40	-1.43	39.13	40.0	-2.17	±5	2024-11-14
1850.2	22.5	1.38	1.40	-1.43	*39.12*	*40.0*	-2.20	±5	2024-11-14
1852.4	22.5	1.38	1.40	-1.43	*39.12*	*40.0*	-2.20	±5	2024-11-14
1860	22.5	1.38	1.40	-1.43	*39.12*	*40.0*	-2.20	±5	2024-11-14
1880	22.5	1.38	1.40	-1.43	*39.11*	*40.0*	-2.23	±5	2024-11-14
1907.6	22.5	1.41	1.40	0.71	41.54	40.0	3.85	±5	2024-11-16
1909.8	22.5	1.41	1.40	0.71	41.54	40.0	3.85	±5	2024-11-16
2506	22.4	1.92	1.96	-2.04	39.83	39.0	2.13	±5	2024-11-19
2510	22.4	1.92	1.96	-2.04	39.83	39.0	2.13	±5	2024-11-19
2535	22.4	1.92	1.96	-2.04	39.82	39.0	2.10	±5	2024-11-19
2560	22.4	1.92	1.96	-2.04	39.82	39.0	2.10	±5	2024-11-19
2593	22.4	1.93	1.96	-1.53	39.81	39.0	2.08	±5	2024-11-19
2680	22.4	1.93	1.96	-1.53	39.80	39.0	2.05	±5	2024-11-19
3550	22.5	2.88	2.91	-1.03	37.67	37.9	-0.61	±5	2024-12-10
3750	22.5	3.09	3.12	-0.96	38.82	37.7	2.97	±5	2024-12-10
3840	22.5	3.24	3.32	-2.41	36.55	37.5	-2.53	±5	2024-12-10
3930	22.5	3.25	3.32	-2.11	36.56	37.5	-2.51	±5	2024-12-10

Head Tissue Simulating Liquid									
Freq. MHz	Temp. (℃)	Conductivity			Permittivity			Limit (%)	Date
		Reading (σ)	Target (σ)	Delta (%)	Reading (ε r)	Target (ε r)	Delta (%)		
2450	22.4	1.78	1.80	-1.11	38.59	39.2	-1.56	±5	2025-04-07
5200	22.6	4.61	4.66	-1.07	35.76	36.0	-0.67	±5	2025-04-07
5400	22.6	4.83	4.86	-0.62	35.32	35.8	-1.34	±5	2025-04-07
5600	22.6	5.11	5.07	0.79	34.73	35.5	-2.17	±5	2025-04-08
5800	22.6	5.23	5.27	-0.76	34.09	35.3	-3.43	±5	2025-04-08
2402	22.4	1.78	1.80	-1.11	38.56	39.2	-1.63	±5	2025-04-07
2412	22.4	1.78	1.80	-1.11	38.57	39.2	-1.61	±5	2025-04-07
2437	22.4	1.78	1.80	-1.11	38.58	39.2	-1.58	±5	2025-04-07
2441	22.4	1.78	1.80	-1.11	38.59	39.2	-1.56	±5	2025-04-07
2462	22.4	1.78	1.80	-1.11	38.60	39.2	-1.53	±5	2025-04-07
2480	22.4	1.79	1.80	-0.56	38.62	39.2	-1.48	±5	2025-04-07
5180	22.6	4.60	4.66	-1.29	35.75	36.0	-0.69	±5	2025-04-07
5210	22.6	4.61	4.66	-1.07	35.76	36.0	-0.67	±5	2025-04-07
5240	22.6	4.61	4.66	-1.07	35.77	36.0	-0.64	±5	2025-04-07
5260	22.6	4.61	4.66	-1.07	35.78	36.0	-0.61	±5	2025-04-07
5280	22.6	4.61	4.66	-1.07	35.79	36.0	-0.58	±5	2025-04-07
5290	22.6	4.61	4.66	-1.07	35.79	36.0	-0.58	±5	2025-04-07
5320	22.6	4.62	4.66	-0.86	35.81	36.0	-0.53	±5	2025-04-07

5580	22.6	5.11	5.07	0.79	34.72	35.5	-2.20	±5	2025-04-08
5610	22.6	5.11	5.07	0.79	34.73	35.5	-2.17	±5	2025-04-08
5755	22.6	5.23	5.27	-0.76	34.09	35.3	-3.43	±5	2025-04-08

6. SAR Measurement Evaluation

6.1 Purpose of System Performance Check

The system performance check verifies that the system operates within its specifications. System and operator errors can be detected and corrected. It is recommended that the system performance check be performed prior to any usage of the system in order to guarantee reproducible results. The system performance check uses normal SAR measurements in a simplified setup with a well characterized source. This setup was selected to give a high sensitivity to all parameters that might fail or vary over time. The system check does not intend to replace the calibration of the components, but indicates situations where the system uncertainty is exceeded due to drift or failure.

6.2 System Setup

In the simplified setup for system evaluation, the EUT is replaced by a calibrated dipole and the power source is replaced by a continuous wave which comes from a signal generator at frequency 835MHz,1800MHz, 1900MHz, 2450MHz, 2600MHz and 5GHz. The calibrated dipole must be placed beneath the flat phantom section of the SAM twin phantom with the correct distance holder. The distance holder should touch the phantom surface with a light pressure at the reference marking and be oriented parallel to the long side of the phantom.

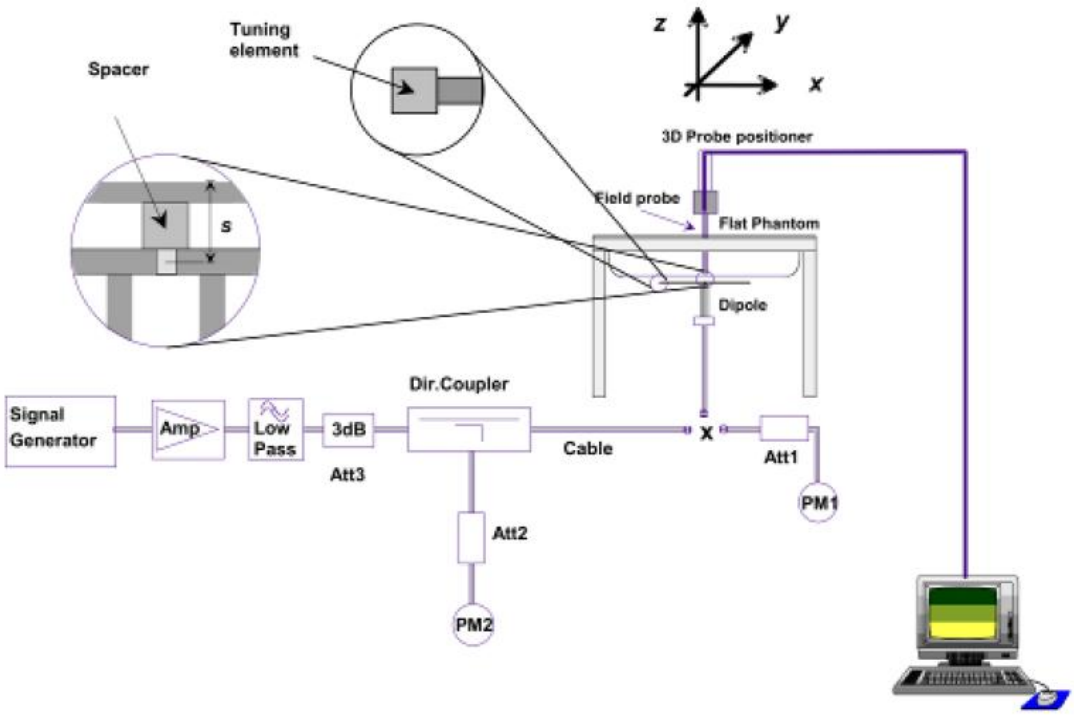

System Verification Setup Block Diagram



Setup Photo of Dipole Antenna

The output power on dipole port must be calibrated to 24 dBm(250 mW) before dipole is connected.

6.3 Validation Results

Comparing to the original SAR value provided by SATIMO, the validation data should be within its specification of 10 %. Table 6.1 shows the target SAR and measured SAR after normalized to 1W input power. The table below indicates the system performance check can meet the variation criterion.

Frequency	Power	Targeted SAR_{1g}	Measured SAR_{1g}	Normalized SAR_{1g}	Tolerance	Date
MHz	(mw)	(W/kg)	(W/kg)	(W/kg)	(%)	
Head						
750	250	8.78	2.051	8.204	-6.56	2024-12-02
835	250	9.65	2.210	8.84	-8.39	2024-12-04
1800	250	38.49	9.624	38.496	0.02	2024-11-14
1900	250	39.59	10.223	40.892	3.29	2024-11-16
2600	250	56.81	14.815	59.26	4.31	2024-11-19
3300	250	54.32	12.793	51.172	-5.80	2024-12-10
3500	250	68.86	16.854	67.416	-2.10	2024-12-10
3700	250	67.40	15.827	63.308	-6.07	2024-12-10
3900	250	67.42	15.499	61.996	-8.05	2024-12-10

Frequency	Power	Targeted SAR_{1g}	Measured SAR_{1g}	Normalized SAR_{1g}	Tolerance	Date
MHz	(mw)	(W/kg)	(W/kg)	(W/kg)	(%)	
Head						
2450	250	53.76	13.747	54.988	2.28	2025-04-07
5200	250	75.31	18.567	74.268	-1.38	2025-04-07
5400	250	79.56	18.979	75.916	-4.58	2025-04-07
5600	250	78.31	19.008	76.032	-2.91	2025-04-08
5800	250	78.05	18.087	72.348	-7.31	2025-04-08

Remark: Referring to IEC/IEEE 62209-1528:2020, the system check shall be performed at a test frequency that is within ±10% or ±100 MHz of the compliance test mid-band frequency, so the 1750 MHz system verification is made of 1800MHz Dipole.

Targeted and Measurement SAR

Please refer to Annex A for the plots of system performance check.

7. EUT Testing Position

7.1 Define Two Imaginary Lines on The Handset

(a) The vertical centerline passes through two points on the Front Face of the handset - the midpoint of the width w_t of the handset at the level of the acoustic output, and the midpoint of the width w_b of the bottom of the handset.

(b) The horizontal line is perpendicular to the vertical centerline and passes through the center of the acoustic output. The horizontal line is also tangential to the face of the handset at point A.

(c) The two lines intersect at point A. Note that for many handsets, point A coincides with the center of the acoustic output; however, the acoustic output may be located elsewhere on the horizontal line. Also note that the vertical centerline is not necessarily parallel to the front face of the handset, especially for clamshell handsets, handsets with flip covers, and other irregularly shaped handsets.

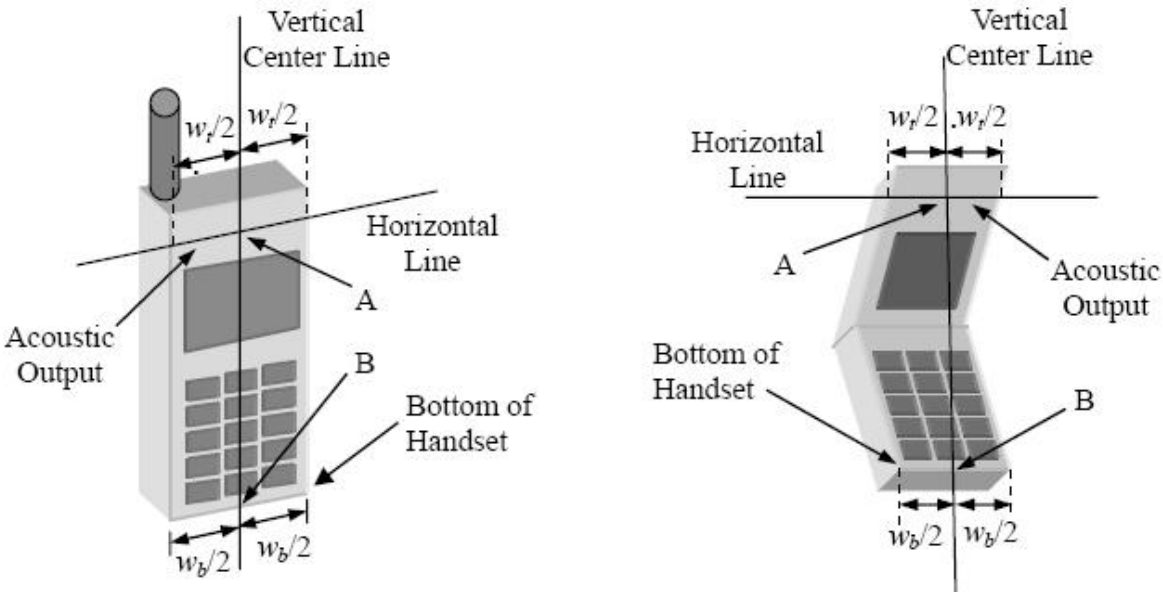

Illustration for Handset Vertical and Horizontal Reference Lines

7.2 Cheek Position

(a) To position the device with the vertical center line of the body of the device and the horizontal line crossing the center piece in a plane parallel to the sagittal plane of the phantom. While maintaining the device in this plane, align the vertical center line with the reference plane containing the three ear and mouth reference point (M: Mouth, RE: Right Ear, and LE: Left Ear) and align the center of the ear piece with the line RE-LE.
(b) To move the device towards the phantom with the ear piece aligned with the line LE-RE until the phone touched the ear. While maintaining the device in the reference plane and maintaining the phone contact with the ear, move the bottom of the phone until any point on the Front Face is in contact with the cheek of the phantom or until contact with the ear is lost (see Fig. 7.2).

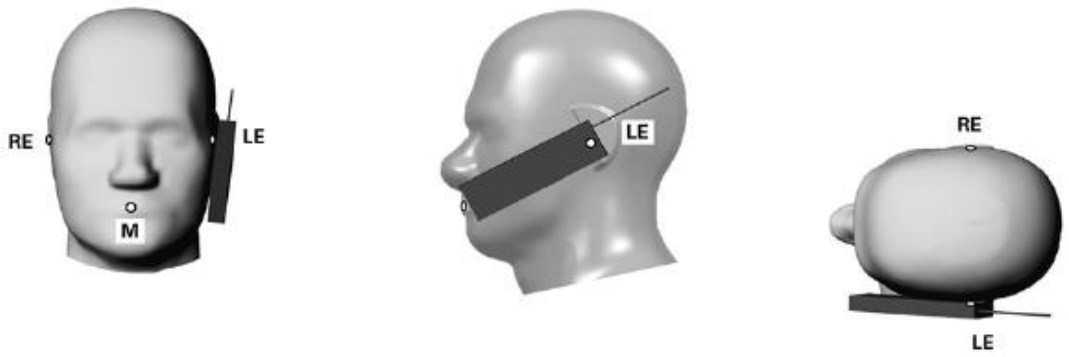

Illustration for Cheek Position

7.3 Tilted Position

(a) To position the device in the “cheek” position described above.
(b) While maintaining the device the reference plane described above and pivoting against the ear, moves it outward away from the mouth by an angle of 15 degrees or until contact with the ear is lost (see Fig. 7.3).



Illustration for Tilted Position

7.4 Body Position

(a) To position the device parallel to the phantom surface with each side.
(b) To adjust the device parallel to the flat phantom.
(c) To adjust the distance between the device surface and the flat phantom to 0mm.

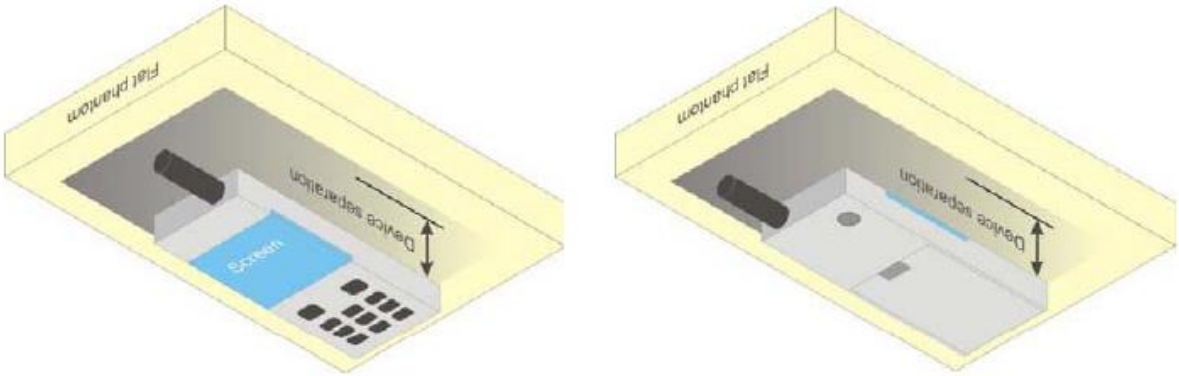

Illustration for Body Position

7.5 EUT Antenna Position

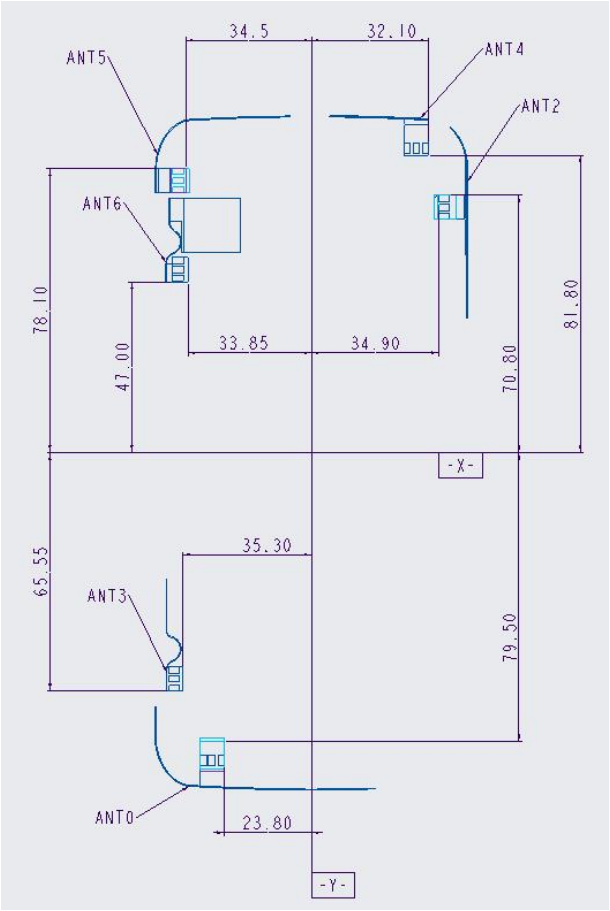

Block Diagram for EUT Antenna Position

Block Diagram for EUT Antenna Position
EUT Sizes: Long 192mm; width:92mm

Distance of EUT antenna-to-edge/surface(mm),						
Antennas	Back Face	Front Face	Left Edge	Right Edge	Top Edge	Bottom Edge
ANT0	<25	<25	<25	>25	>25	<25
ANT2	<25	<25	>25	<25	<25	>25
ANT3	<25	<25	<25	>25	>25	>25
ANT4	<25	<25	>25	<25	<25	>25
ANT5	<25	<25	<25	>25	<25	>25
ANT6	<25	<25	<25	>25	>25	>25

7.6 EUT Testing Position

Head/Body mode SAR assessments are required for this device. This EUT was tested in different positions for different SAR test modes, more information as below:

Head SAR tests				
Antennas	**Right Cheek**	**Left Cheek**	**Right Tilted**	**Left Tilted**
WWAN	Yes	Yes	Yes	Yes
WLAN	Yes	Yes	Yes	Yes

Body SAR tests, Test distance: 0mm						
Antennas	**Front**	**Back**	**Left Side**	**Right Side**	**Top Side**	**Bottom Side**
ANT0	Yes	Yes	Yes	No	No	Yes
ANT4	Yes	Yes	No	Yes	Yes	No
ANT5	Yes	Yes	Yes	No	Yes	No
ANT6	Yes	Yes	Yes	No	No	No

Remark:

1. Referring to KDB 447498 D01 v06, the test separation distances is =< 5mm. SAR must be measured for all sides and surfaces with a transmitting antenna located within 25mm from that surface or edge.
2. Referring to KDB 648474 D04 Handset SAR v01r03, 10-g extremity SAR is required only for the surfaces and edges with hotspot mode 1-g reported SAR > 1.2 W/kg
3. ANT0: GSM850; DCS1900; WCDMA Band 2;
   WCDMA Band 4, WCDMA Band 5;
   FDD-LTE Band 2, 4, 5, 7, 12, 17; TDD-LTE Band 41;
   5G NR SA: n2, n5, n66, n71,

ANT4: 5G NR SA: n41_2496-2690MHz, n77_3450-3550MHz, n77_3700-3980MHz, n78_3450-3550MHz, n78_3700-3800MHz;
5G NR NSA: DC_2A_n41A_2496-2690MHz, DC_12A_n77A_3450-3550MHz;
DC_12A_n77A_3700-3980MHz, DC_5A_n78A_3450-3550MHz, DC_5A_n78A_3700-3800MHz;

ANT2: DRX, PRX mimo

ANT3: DRX, DRX1 mimo
ANT5: WLAN ANT1
ANT6: WLAN ANT2

Please refer to Annex for SAR for the EUT test setup photos.

8. SAR Measurement Procedures

8.1 Measurement Procedures

The measurement procedures are as follows:
(a) Use base station simulator (if applicable) or engineering software to transmit RF power continuously (continuous Tx) in the highest power channel.
(b) Keep EUT to radiate maximum output power or 100% factor (if applicable)
(c) Measure output power through RF cable and power meter.
(d) Place the EUT in the positions as Annex D demonstrates.
(e) Set scan area, grid size and other setting on the SATIMO software.
(f) Measure SAR results for the highest power channel on each testing position.
(g) Find out the largest SAR result on these testing positions of each band
(h) Measure SAR results for other channels in worst SAR testing position if the SAR of highest power channel is larger than 0.8 W/kg

According to the test standard, the recommended procedure for assessing the peak spatial-average SAR value consists of the following steps:
(a) Power reference measurement
(b) Area scan
(c) Zoom scan
(d) Power drift measurement

8.2 Spatial Peak SAR Evaluation

The procedure for spatial peak SAR evaluation has been implemented according to the test standard. It can be conducted for 1g and 10g, as well as for user-specific masses. The SATIMO software includes all numerical procedures necessary to evaluate the spatial peak SAR value.
The base for the evaluation is a "cube" measurement. The measured volume must include the 1g and 10g cubes with the highest averaged SAR values. For that purpose, the center of the measured volume is aligned to the interpolated peak SAR value of a previously performed area scan.
The entire evaluation of the spatial peak values is performed within the post-processing engine. The system always gives the maximum values for the 1g and 10g cubes. The algorithm to find the cube with highest averaged SAR is divided into the following stages:
(a) Extraction of the measured data (grid and values) from the Zoom Scan
(b) Calculation of the SAR value at every measurement point based on all stored data
(c) Generation of a high-resolution mesh within the measured volume
(d) Interpolation of all measured values form the measurement grid to the high-resolution grid
(e) Extrapolation of the entire 3D field distribution to the phantom surface over the distance from sensor to surface
(f) Calculation of the averaged SAR within masses of 1g and 10g

8.3 Area & Zoom Scan Procedures

First Area Scan is used to locate the approximate location(s) of the local peak SAR value(s). The measurement grid within an Area Scan is defined by the grid extent, grid step size and grid offset. Next, in order to determine the EM field distribution in a three-dimensional spatial extension, Zoom Scan is required. The Zoom Scan measures 5x5x7 points with step size 8, 8 and 5 mm for 300 MHz to 3 GHz, and 8x8x8 points with step size 4, 4 and 2.5 mm for 3 GHz to 6 GHz. The Zoom Scan is performed around the highest E-field value to determine the averaged SAR-distribution over 10 g.

8.4 Volume Scan Procedures

The volume scan is used for assess overlapping SAR distributions for antennas transmitting in different frequency bands. It is equivalent to an oversized zoom scan used in standalone measurements. The measurement volume will be used to enclose all the simultaneous transmitting antennas. For antennas transmitting simultaneously in different frequency bands, the volume scan is measured separately in each frequency band. In order to sum correctly to compute the 1g aggregate SAR, the EUT remain in the same test position for all measurements and all volume scan use the same spatial resolution and grid spacing (step-size is 4, 4 and 2.5 mm). When all volume scan were completed, the software can combine and subsequently superpose these measurement data to calculating the multiband SAR.

8.5 SAR Averaged Methods

The local SAR inside the phantom is measured using small dipole sensing elements inside a probe body. The probe tip must not be in contact with the phantom surface in order to minimize measurements errors, but the highest local SAR will occur at the surface of the phantom.

An extrapolation is using to determinate this highest local SAR values. The extrapolation is based on a fourth-order least-square polynomial fit of measured data. The local SAR value is then extrapolated from the liquid surface with a 1mm step.

The measurements have to be performed over a limited time (due to the duration of the battery) so the step of measurement is high. It could vary between 5 and 8 mm. To obtain an accurate assessment of the maximum SAR averaged over 10g and 1 g requires a very fine resolution in the three dimensional scanned data array.

8.6 Power Drift Monitoring

All SAR testing is under the EUT install full charged battery and transmit maximum output power. In SATIMO measurement software, the power reference measurement and power drift measurement procedures are used for monitoring the power drift of EUT during SAR test. Both these procedures measure the field at a specified reference position before and after the SAR testing. The software will calculate the field difference in dB. If the power drift more than 5%, the SAR will be retested.

9. SAR Test Result

9.1 Conducted RF Output Power

Summary of Power Reduction:

1. Device is support **Sensor ON** reduced power, there are GSM1900&WCDMA B2 &LTE B2/4/7/41&5G NR n2/5/66 support **Sensor ON**. The priority order is Receiver ON to Hotspot to Sensor on.

Reduced power off	Sensor ON
Power Level P1	Power Level P2

Note:
The power management for SAR compliance at different exposure conditions (head, hotspot). The device will invoke corresponding work scenarios power level base on frequency bands/antennas. Refer to the KDB 388624 D02 Pre-Approval Guidance List v18r03.

9.1.1 Proximity Sensor Triggering Test

1. Proximity sensor triggering distances:

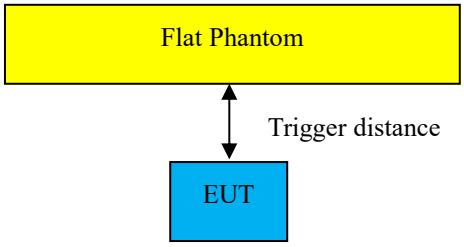

Position	Front Face	Back Face	Top side	Bottom side	Left side	Right side
Minimum	0	0	0	0	0	0
Required SAR Test	0	0	0	0	0	0

Note: The type of proximity sensor is capacitive.

DUT Moving Away the Phantom Output Power:

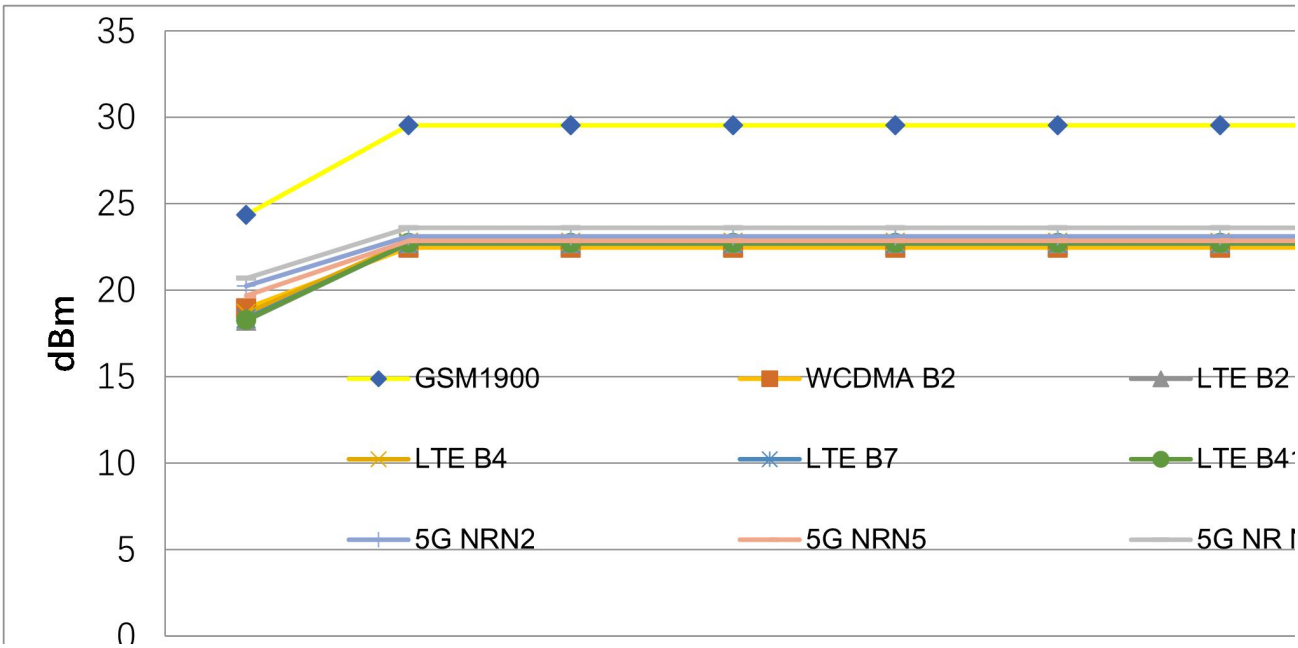

DUT Moving Toward the Phantom Output Power:

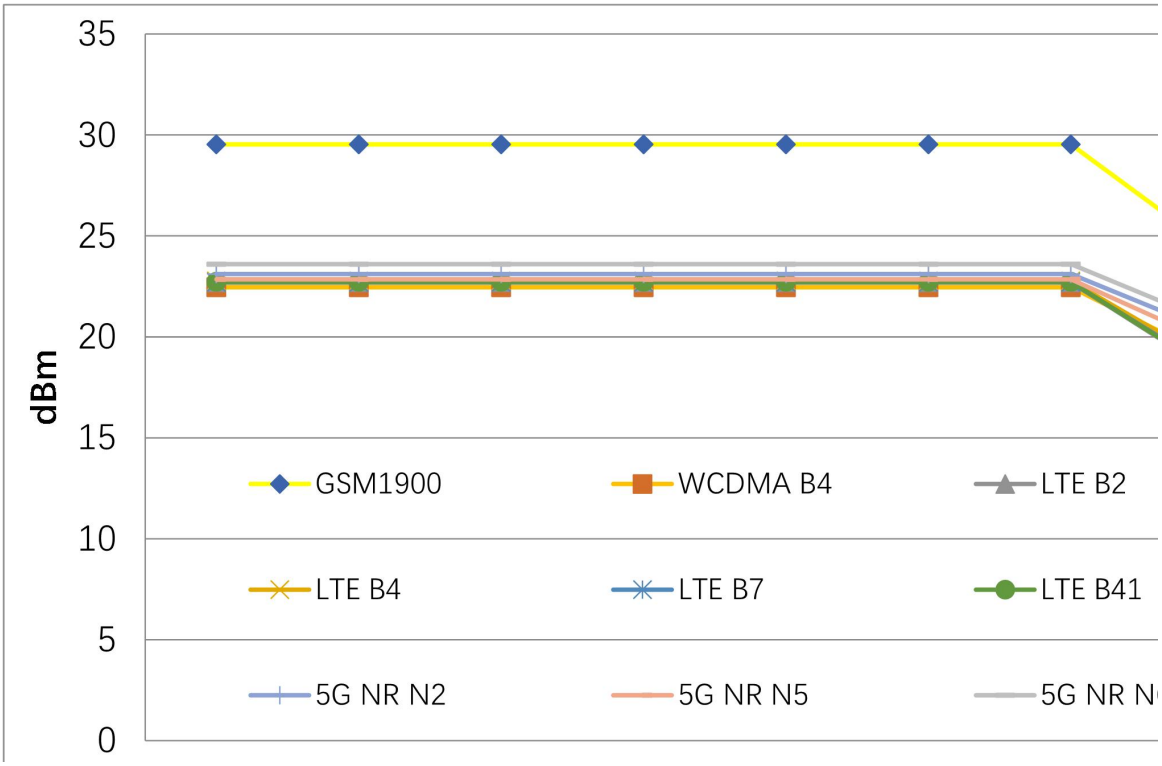

2. Proximity sensor coverage:

If a sensor is spatially offset from the antenna(s), it is necessary to verify sensor triggering for conditions where the antenna is next to the user but the sensor is laterally further away to ensure sensor coverage is sufficient for reducing the power to maintain compliance. For p-sensor coverage testing, the device is moved and "along the direction of maximum antenna and sensor offset".

The proximity sensor and main antenna use same metallic electrode, so there is no spatial offset.

3. Device tilt angle influences to proximity sensor triggering

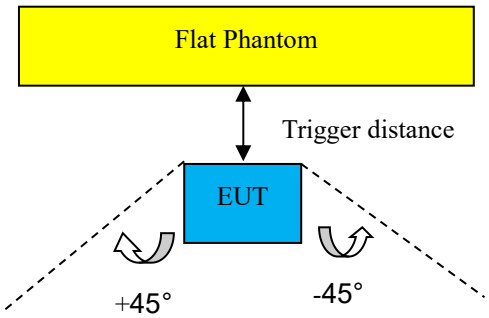

Summary of Tablet Tilt Angle Influence to Proximity Sensor Triggering												
Band	**Min. trigger distance and maintained over ±45°**	**Power Reduction Status**										
		-45°	-35°	-25°	-15°	-5°	-0°	-5°	-15°	-25°	-35°	-45°
GSM1900	0mm	on	on	on	on	on	on	on	on	on	on	on
WCDMA B2	0mm	on	on	on	on	on	on	on	on	on	on	on
LTE B2	0mm	on	on	on	on	on	on	on	on	on	on	on
LTE B4	0mm	on	on	on	on	on	on	on	on	on	on	on
LTE B7	0mm	on	on	on	on	on	on	on	on	on	on	on
LTE B41	0mm	on	on	on	on	on	on	on	on	on	on	on
5G NR N2	0mm	on	on	on	on	on	on	on	on	on	on	on
5G NR N5	0mm	on	on	on	on	on	on	on	on	on	on	on
5G NR N66	0mm	on	on	on	on	on	on	on	on	on	on	on

SAR test plan:

For DUT, the worst trigger distance of proximity sensor is 0mm, thus we test these side in 0mm.

9.1.2 Conducted RF Output power result:

GSM - Burst Average Power (dBm)								
Band	**GSM850(P1)**			**Tune-up power (dBm)**	**PCS1900(P1)**			**Tune-up power (dBm)**
Channel	**128**	**190**	**251**		**512**	**661**	**810**	
Frequency (MHz)	**824.2**	**836.6**	**848.8**		**1850.2**	**1880**	**1909.8**	
GSM	32.31	32.19	**32.33**	32.5	**29.52**	29.34	29.06	30.0
GPRS (1 slot)	32.33	32.14	32.26	32.5	29.53	29.27	29.00	30.0
GPRS (2 slots)	29.64	29.57	**29.69**	30.0	**27.02**	26.74	26.49	27.5
GPRS (3 slots)	27.78	27.66	27.89	28.0	25.15	24.85	24.72	25.5
GPRS (4 slots)	25.66	25.38	25.58	26.0	23.75	23.45	23.27	24.0
EDGE (1 slot)	26.26	26.17	26.26	26.5	25.35	25.10	24.83	25.5
EDGE (2 slots)	24.71	24.67	24.56	25.0	24.09	23.96	23.66	24.5
EDGE (3 slots)	22.68	22.54	22.77	23.0	22.07	21.82	21.63	22.5
EDGE (4 slots)	19.94	19.74	20.16	20.5	19.95	19.90	19.43	20.0

GSM - Source-Based Time-Average Power (dBm)								
Band	**GSM850(P1)**			**Tune-up power (dBm)**	**PCS1900(P1)**			**Tune-up power (dBm)**
Channel	**128**	**190**	**251**		**512**	**661**	**810**	
Frequency (MHz)	**824.2**	**836.6**	**848.8**		**1850.2**	**1880**	**1909.8**	
GSM	23.31	23.19	23.33	23.5	20.52	20.34	20.06	21.0
GPRS (1 slot)	23.33	23.14	23.26	23.5	20.53	20.27	20.00	21.0
GPRS (2 slots)	23.64	23.57	**23.69**	24.0	**21.02**	20.74	20.49	22.0
GPRS (3 slots)	23.53	23.41	23.64	24.0	20.90	20.60	20.47	21.0
GPRS (4 slots)	22.66	22.38	22.58	23.0	20.75	20.45	20.27	21.0
EDGE (1 slot)	17.26	17.17	17.26	17.5	16.35	16.10	15.83	16.5
EDGE (2 slots)	18.71	18.67	18.56	19.0	18.09	17.96	17.66	18.5
EDGE (3 slots)	18.43	18.29	18.52	19.0	17.82	17.57	17.38	18.5
EDGE (4 slots)	16.94	16.74	17.16	17.5	16.95	16.90	16.43	17.0

GSM - Burst Average Power (dBm)								
Band	**PCS1900(P2)**			**Tune-up power (dBm)**				
Channel	**512**	**661**	**810**					
Frequency (MHz)	**1850.2**	**1880**	**1909.8**					
GSM	24.24	**24.35**	23.86	24.5				
GPRS (1 slot)	24.31	24.25	23.72	24.5				
GPRS (2 slots)	24.22	**24.26**	23.72	24.5				
GPRS (3 slots)	22.16	22.38	22.13	22.5				
GPRS (4 slots)	21.03	20.93	20.68	21.5				
EDGE (1 slot)	24.44	24.32	24.05	24.5				
EDGE (2 slots)	23.28	23.24	22.92	23.5				
EDGE (3 slots)	21.20	21.13	20.87	21.5				
EDGE (4 slots)	19.11	19.06	18.80	20.0				

GSM - Source-Based Time-Average Power (dBm)								
Band	**PCS1900(P2)**			**Tune-up power (dBm)**				
Channel	**512**	**661**	**810**					
Frequency (MHz)	**1850.2**	**1880**	**1909.8**					
GSM	15.24	15.35	14.86	15.5				
GPRS (1 slot)	15.31	15.25	14.72	15.5				
GPRS (2 slots)	18.22	**18.26**	17.72	18.5				
GPRS (3 slots)	17.91	18.13	17.88	18.5				
GPRS (4 slots)	18.03	17.93	17.68	18.5				
EDGE (1 slot)	15.44	15.32	15.05	15.5				
EDGE (2 slots)	17.28	17.24	16.92	17.5				
EDGE (3 slots)	16.95	16.88	16.62	17.0				
EDGE (4 slots)	16.11	16.06	15.80	16.5				
Note: The source-based time-averaged power is linearly scaled the maximum burst averaged power based on time slots. The calculated method are shown as below: Source based time-average power = Burst averaged power - Duty cycle factor in dB Duty cycle factor = 9 dB for 1 Tx slot, 6 dB for 2 Tx slots, 4.25 dB for 3 Tx slots, 3 dB for 4 Tx slots								

Remark:

1. For Head SAR testing, GSM should be evaluated, therefore the EUT was set in GSM for GSM850 and GSM1900 due to its highest source-based time-average power.
2. For Body SAR testing, GPRS should be evaluated, therefore the EUT was set in GPRS (2TX slots) for GSM850 and GPRS (2TX slots) for GSM1900, GPRS (2TX slots) for GSM1900(P2) due to its highest source-based time-average power.
3. Per KDB 447498 D01 v06, the maximum output power channel is used for SAR testing and for further SAR test reduction.

WCDMA - Average Power (dBm)								
Band	**WCDMA Band II(P1)**				**WCDMA Band V(P1)**			
Channel	**9262**	**9400**	**9538**	**Tune-up power (dBm)**	**4132**	**4183**	**4233**	**Tune-up power (dBm)**
Frequency (MHz)	**1852.4**	**1880.0**	**1907.6**		**826.4**	**836.4**	**846.6**	
RMC 12.2k	**22.46**	22.23	21.98	22.5	22.25	22.34	**22.40**	22.5
HSDPA Subtest-1	21.47	21.22	21.01	22.0	21.43	21.32	21.41	22.0
HSDPA Subtest-2	20.94	20.74	20.53	22.0	20.97	20.75	20.85	22.0
HSDPA Subtest-3	20.93	20.73	20.49	22.0	20.95	20.84	20.91	22.0
HSDPA Subtest-4	20.91	20.71	20.49	22.0	20.96	20.85	20.85	22.0
HSUPA Subtest-1	21.48	21.25	20.99	22.0	21.44	21.31	21.40	22.0
HSUPA Subtest-2	19.48	19.27	19.10	22.0	19.51	19.32	19.48	22.0
HSUPA Subtest-3	20.54	20.24	19.96	22.0	20.44	20.41	20.44	22.0
HSUPA Subtest-4	19.46	19.20	19.07	22.0	19.45	19.31	19.46	22.0
HSUPA Subtest-5	21.05	21.24	20.99	22.0	21.43	21.33	21.45	22.0

WCDMA - Average Power (dBm)								
Band	**WCDMA Band II(P2)**							
Channel	**9262**	**9400**	**9538**	**Tune-up power (dBm)**				
Frequency (MHz)	**1852.4**	**1880.0**	**1907.6**					
RMC 12.2k	**18.95**	18.79	18.59	19.0				
HSDPA Subtest-1	17.94	17.78	17.61	19.0				
HSDPA Subtest-2	17.42	17.29	17.09	19.0				
HSDPA Subtest-3	17.46	17.30	17.02	19.0				
HSDPA Subtest-4	17.47	17.28	17.10	19.0				
HSUPA Subtest-1	17.90	17.78	17.60	19.0				
HSUPA Subtest-2	16.00	15.77	15.57	19.0				
HSUPA Subtest-3	16.90	16.77	16.60	19.0				
HSUPA Subtest-4	15.95	15.78	15.54	19.0				
HSUPA Subtest-5	17.96	17.75	17.60	19.0				

Remark:

1. per KDB 941225 D01 v03, The 12.2kbps RMC mode was selected for SAR testing(the primary mode).
2. When the maximum output power and tune-up tolerance specified for production units in a secondary mode is ≤1/4 dB higher than the primary mode or when the highest reported SAR of the primary mode is scaled by the ratio of specified maximum output power and tune-up tolerance of secondary to primary mode and the adjusted SAR is ≤ 1.2 W/kg, SAR measurement is not required for the secondary mode

Normal(P1):

FDD-LTE Band 2:

Band	Bandwidth	Modulation	Channel	RB Configuration	Result(dBm)	Verdict
Band2	1.4MHz	QPSK	18607	1RB#0	22.61	PASS
Band2	1.4MHz	QPSK	18607	1RB#2	22.67	PASS
Band2	1.4MHz	QPSK	18607	1RB#5	22.59	PASS
Band2	1.4MHz	QPSK	18607	3RB#0	22.61	PASS
Band2	1.4MHz	QPSK	18607	3RB#1	22.67	PASS
Band2	1.4MHz	QPSK	18607	3RB#3	22.67	PASS
Band2	1.4MHz	QPSK	18607	6RB#0	21.65	PASS
Band2	1.4MHz	16QAM	18607	1RB#0	21.56	PASS
Band2	1.4MHz	16QAM	18607	1RB#2	21.67	PASS
Band2	1.4MHz	16QAM	18607	1RB#5	21.48	PASS
Band2	1.4MHz	16QAM	18607	3RB#0	21.59	PASS
Band2	1.4MHz	16QAM	18607	3RB#1	21.65	PASS
Band2	1.4MHz	16QAM	18607	3RB#3	21.58	PASS
Band2	1.4MHz	16QAM	18607	6RB#0	20.74	PASS
Band2	1.4MHz	QPSK	18900	1RB#0	22.49	PASS
Band2	1.4MHz	QPSK	18900	1RB#2	22.58	PASS
Band2	1.4MHz	QPSK	18900	1RB#5	22.47	PASS
Band2	1.4MHz	QPSK	18900	3RB#0	22.55	PASS
Band2	1.4MHz	QPSK	18900	3RB#1	22.55	PASS
Band2	1.4MHz	QPSK	18900	3RB#3	22.52	PASS
Band2	1.4MHz	QPSK	18900	6RB#0	21.57	PASS
Band2	1.4MHz	16QAM	18900	1RB#0	21.60	PASS
Band2	1.4MHz	16QAM	18900	1RB#2	21.58	PASS
Band2	1.4MHz	16QAM	18900	1RB#5	21.50	PASS
Band2	1.4MHz	16QAM	18900	3RB#0	21.48	PASS
Band2	1.4MHz	16QAM	18900	3RB#1	21.48	PASS
Band2	1.4MHz	16QAM	18900	3RB#3	21.59	PASS
Band2	1.4MHz	16QAM	18900	6RB#0	20.55	PASS
Band2	1.4MHz	QPSK	19193	1RB#0	22.28	PASS
Band2	1.4MHz	QPSK	19193	1RB#2	22.36	PASS
Band2	1.4MHz	QPSK	19193	1RB#5	22.32	PASS
Band2	1.4MHz	QPSK	19193	3RB#0	22.37	PASS
Band2	1.4MHz	QPSK	19193	3RB#1	22.37	PASS
Band2	1.4MHz	QPSK	19193	3RB#3	22.36	PASS
Band2	1.4MHz	QPSK	19193	6RB#0	21.39	PASS
Band2	1.4MHz	16QAM	19193	1RB#0	21.19	PASS
Band2	1.4MHz	16QAM	19193	1RB#2	21.20	PASS
Band2	1.4MHz	16QAM	19193	1RB#5	21.26	PASS
Band2	1.4MHz	16QAM	19193	3RB#0	21.29	PASS

Band2	1.4MHz	16QAM	19193	3RB#1	21.43	PASS
Band2	1.4MHz	16QAM	19193	3RB#3	21.42	PASS
Band2	1.4MHz	16QAM	19193	6RB#0	20.30	PASS
Band2	3MHz	QPSK	18615	1RB#0	22.66	PASS
Band2	3MHz	QPSK	18615	1RB#8	22.61	PASS
Band2	3MHz	QPSK	18615	1RB#14	22.58	PASS
Band2	3MHz	QPSK	18615	8RB#0	21.71	PASS
Band2	3MHz	QPSK	18615	8RB#4	21.65	PASS
Band2	3MHz	QPSK	18615	8RB#7	21.69	PASS
Band2	3MHz	QPSK	18615	15RB#0	21.65	PASS
Band2	3MHz	16QAM	18615	1RB#0	21.58	PASS
Band2	3MHz	16QAM	18615	1RB#8	21.70	PASS
Band2	3MHz	16QAM	18615	1RB#14	21.72	PASS
Band2	3MHz	16QAM	18615	8RB#0	20.74	PASS
Band2	3MHz	16QAM	18615	8RB#4	20.75	PASS
Band2	3MHz	16QAM	18615	8RB#7	20.66	PASS
Band2	3MHz	16QAM	18615	15RB#0	20.64	PASS
Band2	3MHz	QPSK	18900	1RB#0	22.54	PASS
Band2	3MHz	QPSK	18900	1RB#8	22.61	PASS
Band2	3MHz	QPSK	18900	1RB#14	22.53	PASS
Band2	3MHz	QPSK	18900	8RB#0	21.59	PASS
Band2	3MHz	QPSK	18900	8RB#4	21.57	PASS
Band2	3MHz	QPSK	18900	8RB#7	21.62	PASS
Band2	3MHz	QPSK	18900	15RB#0	21.56	PASS
Band2	3MHz	16QAM	18900	1RB#0	21.47	PASS
Band2	3MHz	16QAM	18900	1RB#8	21.62	PASS
Band2	3MHz	16QAM	18900	1RB#14	21.41	PASS
Band2	3MHz	16QAM	18900	8RB#0	20.64	PASS
Band2	3MHz	16QAM	18900	8RB#4	20.54	PASS
Band2	3MHz	16QAM	18900	8RB#7	20.70	PASS
Band2	3MHz	16QAM	18900	15RB#0	20.64	PASS
Band2	3MHz	QPSK	19185	1RB#0	22.42	PASS
Band2	3MHz	QPSK	19185	1RB#8	22.54	PASS
Band2	3MHz	QPSK	19185	1RB#14	22.42	PASS
Band2	3MHz	QPSK	19185	8RB#0	21.47	PASS
Band2	3MHz	QPSK	19185	8RB#4	21.48	PASS
Band2	3MHz	QPSK	19185	8RB#7	21.45	PASS
Band2	3MHz	QPSK	19185	15RB#0	21.43	PASS
Band2	3MHz	16QAM	19185	1RB#0	21.35	PASS
Band2	3MHz	16QAM	19185	1RB#8	21.39	PASS
Band2	3MHz	16QAM	19185	1RB#14	21.38	PASS
Band2	3MHz	16QAM	19185	8RB#0	20.39	PASS

Band2	3MHz	16QAM	19185	8RB#4	20.47	PASS
Band2	3MHz	16QAM	19185	8RB#7	20.47	PASS
Band2	3MHz	16QAM	19185	15RB#0	20.46	PASS
Band2	5MHz	QPSK	18625	1RB#0	22.36	PASS
Band2	5MHz	QPSK	18625	1RB#12	22.39	PASS
Band2	5MHz	QPSK	18625	1RB#24	22.32	PASS
Band2	5MHz	QPSK	18625	12RB#0	21.43	PASS
Band2	5MHz	QPSK	18625	12RB#6	21.41	PASS
Band2	5MHz	QPSK	18625	12RB#13	21.41	PASS
Band2	5MHz	QPSK	18625	25RB#0	21.42	PASS
Band2	5MHz	16QAM	18625	1RB#0	21.28	PASS
Band2	5MHz	16QAM	18625	1RB#12	21.40	PASS
Band2	5MHz	16QAM	18625	1RB#24	21.30	PASS
Band2	5MHz	16QAM	18625	12RB#0	20.46	PASS
Band2	5MHz	16QAM	18625	12RB#6	20.68	PASS
Band2	5MHz	16QAM	18625	12RB#13	20.39	PASS
Band2	5MHz	16QAM	18625	25RB#0	20.41	PASS
Band2	5MHz	QPSK	18900	1RB#0	22.28	PASS
Band2	5MHz	QPSK	18900	1RB#12	22.38	PASS
Band2	5MHz	QPSK	18900	1RB#24	22.27	PASS
Band2	5MHz	QPSK	18900	12RB#0	21.27	PASS
Band2	5MHz	QPSK	18900	12RB#6	21.30	PASS
Band2	5MHz	QPSK	18900	12RB#13	21.26	PASS
Band2	5MHz	QPSK	18900	25RB#0	21.28	PASS
Band2	5MHz	16QAM	18900	1RB#0	21.32	PASS
Band2	5MHz	16QAM	18900	1RB#12	21.40	PASS
Band2	5MHz	16QAM	18900	1RB#24	21.25	PASS
Band2	5MHz	16QAM	18900	12RB#0	20.38	PASS
Band2	5MHz	16QAM	18900	12RB#6	20.66	PASS
Band2	5MHz	16QAM	18900	12RB#13	20.38	PASS
Band2	5MHz	16QAM	18900	25RB#0	20.33	PASS
Band2	5MHz	QPSK	19175	1RB#0	22.12	PASS
Band2	5MHz	QPSK	19175	1RB#12	22.18	PASS
Band2	5MHz	QPSK	19175	1RB#24	22.10	PASS
Band2	5MHz	QPSK	19175	12RB#0	21.14	PASS
Band2	5MHz	QPSK	19175	12RB#6	21.14	PASS
Band2	5MHz	QPSK	19175	12RB#13	21.14	PASS
Band2	5MHz	QPSK	19175	25RB#0	21.18	PASS
Band2	5MHz	16QAM	19175	1RB#0	21.03	PASS
Band2	5MHz	16QAM	19175	1RB#12	21.22	PASS
Band2	5MHz	16QAM	19175	1RB#24	21.10	PASS
Band2	5MHz	16QAM	19175	12RB#0	20.42	PASS

Band2	5MHz	16QAM	19175	12RB#6	20.41	PASS
Band2	5MHz	16QAM	19175	12RB#13	20.57	PASS
Band2	5MHz	16QAM	19175	25RB#0	20.67	PASS
Band2	10MHz	QPSK	18650	1RB#0	22.49	PASS
Band2	10MHz	QPSK	18650	1RB#24	22.51	PASS
Band2	10MHz	QPSK	18650	1RB#49	22.51	PASS
Band2	10MHz	QPSK	18650	25RB#0	21.50	PASS
Band2	10MHz	QPSK	18650	25RB#12	21.48	PASS
Band2	10MHz	QPSK	18650	25RB#25	21.47	PASS
Band2	10MHz	QPSK	18650	50RB#0	21.52	PASS
Band2	10MHz	16QAM	18650	1RB#0	21.54	PASS
Band2	10MHz	16QAM	18650	1RB#24	21.39	PASS
Band2	10MHz	16QAM	18650	1RB#49	21.46	PASS
Band2	10MHz	16QAM	18650	25RB#0	20.48	PASS
Band2	10MHz	16QAM	18650	25RB#12	20.45	PASS
Band2	10MHz	16QAM	18650	25RB#25	20.46	PASS
Band2	10MHz	16QAM	18650	50RB#0	20.51	PASS
Band2	10MHz	QPSK	18900	1RB#0	22.37	PASS
Band2	10MHz	QPSK	18900	1RB#24	22.36	PASS
Band2	10MHz	QPSK	18900	1RB#49	22.29	PASS
Band2	10MHz	QPSK	18900	25RB#0	21.40	PASS
Band2	10MHz	QPSK	18900	25RB#12	21.41	PASS
Band2	10MHz	QPSK	18900	25RB#25	21.33	PASS
Band2	10MHz	QPSK	18900	50RB#0	21.29	PASS
Band2	10MHz	16QAM	18900	1RB#0	21.19	PASS
Band2	10MHz	16QAM	18900	1RB#24	21.31	PASS
Band2	10MHz	16QAM	18900	1RB#49	21.27	PASS
Band2	10MHz	16QAM	18900	25RB#0	20.39	PASS
Band2	10MHz	16QAM	18900	25RB#12	20.41	PASS
Band2	10MHz	16QAM	18900	25RB#25	20.45	PASS
Band2	10MHz	16QAM	18900	50RB#0	20.32	PASS
Band2	10MHz	QPSK	19150	1RB#0	22.28	PASS
Band2	10MHz	QPSK	19150	1RB#24	22.24	PASS
Band2	10MHz	QPSK	19150	1RB#49	22.17	PASS
Band2	10MHz	QPSK	19150	25RB#0	21.23	PASS
Band2	10MHz	QPSK	19150	25RB#12	21.23	PASS
Band2	10MHz	QPSK	19150	25RB#25	21.21	PASS
Band2	10MHz	QPSK	19150	50RB#0	21.23	PASS
Band2	10MHz	16QAM	19150	1RB#0	21.23	PASS
Band2	10MHz	16QAM	19150	1RB#24	21.31	PASS
Band2	10MHz	16QAM	19150	1RB#49	21.19	PASS
Band2	10MHz	16QAM	19150	25RB#0	20.54	PASS

Band2	10MHz	16QAM	19150	25RB#12	20.65	PASS
Band2	10MHz	16QAM	19150	25RB#25	20.55	PASS
Band2	10MHz	16QAM	19150	50RB#0	20.47	PASS
Band2	15MHz	QPSK	18675	1RB#0	22.29	PASS
Band2	15MHz	QPSK	18675	1RB#38	22.44	PASS
Band2	15MHz	QPSK	18675	1RB#74	22.35	PASS
Band2	15MHz	QPSK	18675	38RB#0	21.42	PASS
Band2	15MHz	QPSK	18675	38RB#18	21.40	PASS
Band2	15MHz	QPSK	18675	38RB#37	21.39	PASS
Band2	15MHz	QPSK	18675	75RB#0	21.39	PASS
Band2	15MHz	16QAM	18675	1RB#0	21.18	PASS
Band2	15MHz	16QAM	18675	1RB#38	21.25	PASS
Band2	15MHz	16QAM	18675	1RB#74	21.33	PASS
Band2	15MHz	16QAM	18675	38RB#0	21.42	PASS
Band2	15MHz	16QAM	18675	38RB#18	21.39	PASS
Band2	15MHz	16QAM	18675	38RB#37	21.38	PASS
Band2	15MHz	16QAM	18675	75RB#0	20.35	PASS
Band2	15MHz	QPSK	18900	1RB#0	22.23	PASS
Band2	15MHz	QPSK	18900	1RB#38	22.16	PASS
Band2	15MHz	QPSK	18900	1RB#74	22.08	PASS
Band2	15MHz	QPSK	18900	38RB#0	21.19	PASS
Band2	15MHz	QPSK	18900	38RB#18	21.20	PASS
Band2	15MHz	QPSK	18900	38RB#37	21.21	PASS
Band2	15MHz	QPSK	18900	75RB#0	21.20	PASS
Band2	15MHz	16QAM	18900	1RB#0	21.23	PASS
Band2	15MHz	16QAM	18900	1RB#38	21.06	PASS
Band2	15MHz	16QAM	18900	1RB#74	20.96	PASS
Band2	15MHz	16QAM	18900	38RB#0	21.20	PASS
Band2	15MHz	16QAM	18900	38RB#18	21.20	PASS
Band2	15MHz	16QAM	18900	38RB#37	21.17	PASS
Band2	15MHz	16QAM	18900	75RB#0	20.89	PASS
Band2	15MHz	QPSK	19125	1RB#0	22.13	PASS
Band2	15MHz	QPSK	19125	1RB#38	22.04	PASS
Band2	15MHz	QPSK	19125	1RB#74	21.99	PASS
Band2	15MHz	QPSK	19125	38RB#0	21.18	PASS
Band2	15MHz	QPSK	19125	38RB#18	21.20	PASS
Band2	15MHz	QPSK	19125	38RB#37	21.19	PASS
Band2	15MHz	QPSK	19125	75RB#0	21.18	PASS
Band2	15MHz	16QAM	19125	1RB#0	21.10	PASS
Band2	15MHz	16QAM	19125	1RB#38	21.05	PASS
Band2	15MHz	16QAM	19125	1RB#74	20.88	PASS
Band2	15MHz	16QAM	19125	38RB#0	21.20	PASS

Band2	15MHz	16QAM	19125	38RB#18	21.19	PASS
Band2	15MHz	16QAM	19125	38RB#37	21.19	PASS
Band2	15MHz	16QAM	19125	75RB#0	20.77	PASS
Band2	20MHz	QPSK	18700	1RB#0	**22.71**	PASS
Band2	20MHz	QPSK	18700	1RB#49	22.45	PASS
Band2	20MHz	QPSK	18700	1RB#99	22.31	PASS
Band2	20MHz	QPSK	18700	50RB#0	21.49	PASS
Band2	20MHz	QPSK	18700	50RB#25	21.49	PASS
Band2	20MHz	QPSK	18700	50RB#50	21.45	PASS
Band2	20MHz	QPSK	18700	100RB#0	21.41	PASS
Band2	20MHz	16QAM	18700	1RB#0	21.50	PASS
Band2	20MHz	16QAM	18700	1RB#49	21.46	PASS
Band2	20MHz	16QAM	18700	1RB#99	21.35	PASS
Band2	20MHz	16QAM	18700	50RB#0	20.48	PASS
Band2	20MHz	16QAM	18700	50RB#25	20.49	PASS
Band2	20MHz	16QAM	18700	50RB#50	20.39	PASS
Band2	20MHz	16QAM	18700	100RB#0	20.37	PASS
Band2	20MHz	QPSK	18900	1RB#0	22.36	PASS
Band2	20MHz	QPSK	18900	1RB#49	22.25	PASS
Band2	20MHz	QPSK	18900	1RB#99	22.13	PASS
Band2	20MHz	QPSK	18900	50RB#0	21.38	PASS
Band2	20MHz	QPSK	18900	50RB#25	21.41	PASS
Band2	20MHz	QPSK	18900	50RB#50	21.27	PASS
Band2	20MHz	QPSK	18900	100RB#0	21.30	PASS
Band2	20MHz	16QAM	18900	1RB#0	21.10	PASS
Band2	20MHz	16QAM	18900	1RB#49	21.21	PASS
Band2	20MHz	16QAM	18900	1RB#99	20.95	PASS
Band2	20MHz	16QAM	18900	50RB#0	20.42	PASS
Band2	20MHz	16QAM	18900	50RB#25	20.42	PASS
Band2	20MHz	16QAM	18900	50RB#50	20.57	PASS
Band2	20MHz	16QAM	18900	100RB#0	20.66	PASS
Band2	20MHz	QPSK	19100	1RB#0	22.38	PASS
Band2	20MHz	QPSK	19100	1RB#49	22.20	PASS
Band2	20MHz	QPSK	19100	1RB#99	22.14	PASS
Band2	20MHz	QPSK	19100	50RB#0	21.37	PASS
Band2	20MHz	QPSK	19100	50RB#25	21.34	PASS
Band2	20MHz	QPSK	19100	50RB#50	21.28	PASS
Band2	20MHz	QPSK	19100	100RB#0	21.32	PASS
Band2	20MHz	16QAM	19100	1RB#0	21.28	PASS
Band2	20MHz	16QAM	19100	1RB#49	21.24	PASS
Band2	20MHz	16QAM	19100	1RB#99	21.03	PASS
Band2	20MHz	16QAM	19100	50RB#0	20.38	PASS

Band2	20MHz	16QAM	19100	50RB#25	20.37	PASS
Band2	20MHz	16QAM	19100	50RB#50	20.33	PASS
Band2	20MHz	16QAM	19100	100RB#0	20.36	PASS

FDD-LTE Band 4

Band	Bandwidth	Modulation	Channel	RB Configuration	Result(dBm)	Verdict
Band4	1.4MHz	QPSK	19957	1RB#0	22.60	PASS
Band4	1.4MHz	QPSK	19957	1RB#2	22.62	PASS
Band4	1.4MHz	QPSK	19957	1RB#5	22.63	PASS
Band4	1.4MHz	QPSK	19957	3RB#0	22.62	PASS
Band4	1.4MHz	QPSK	19957	3RB#1	22.65	PASS
Band4	1.4MHz	QPSK	19957	3RB#3	22.65	PASS
Band4	1.4MHz	QPSK	19957	6RB#0	21.62	PASS
Band4	1.4MHz	16QAM	19957	1RB#0	21.52	PASS
Band4	1.4MHz	16QAM	19957	1RB#2	21.58	PASS
Band4	1.4MHz	16QAM	19957	1RB#5	21.45	PASS
Band4	1.4MHz	16QAM	19957	3RB#0	21.63	PASS
Band4	1.4MHz	16QAM	19957	3RB#1	21.72	PASS
Band4	1.4MHz	16QAM	19957	3RB#3	21.63	PASS
Band4	1.4MHz	16QAM	19957	6RB#0	20.73	PASS
Band4	1.4MHz	QPSK	20175	1RB#0	22.54	PASS
Band4	1.4MHz	QPSK	20175	1RB#2	22.60	PASS
Band4	1.4MHz	QPSK	20175	1RB#5	22.53	PASS
Band4	1.4MHz	QPSK	20175	3RB#0	22.64	PASS
Band4	1.4MHz	QPSK	20175	3RB#1	22.61	PASS
Band4	1.4MHz	QPSK	20175	3RB#3	22.60	PASS
Band4	1.4MHz	QPSK	20175	6RB#0	21.61	PASS
Band4	1.4MHz	16QAM	20175	1RB#0	21.49	PASS
Band4	1.4MHz	16QAM	20175	1RB#2	21.56	PASS
Band4	1.4MHz	16QAM	20175	1RB#5	21.55	PASS
Band4	1.4MHz	16QAM	20175	3RB#0	21.60	PASS
Band4	1.4MHz	16QAM	20175	3RB#1	21.65	PASS
Band4	1.4MHz	16QAM	20175	3RB#3	21.67	PASS
Band4	1.4MHz	16QAM	20175	6RB#0	20.57	PASS
Band4	1.4MHz	QPSK	20393	1RB#0	22.59	PASS
Band4	1.4MHz	QPSK	20393	1RB#2	22.63	PASS
Band4	1.4MHz	QPSK	20393	1RB#5	22.61	PASS
Band4	1.4MHz	QPSK	20393	3RB#0	22.62	PASS
Band4	1.4MHz	QPSK	20393	3RB#1	22.63	PASS
Band4	1.4MHz	QPSK	20393	3RB#3	22.65	PASS
Band4	1.4MHz	QPSK	20393	6RB#0	21.66	PASS

Band4	1.4MHz	16QAM	20393	1RB#0	21.67	PASS
Band4	1.4MHz	16QAM	20393	1RB#2	21.55	PASS
Band4	1.4MHz	16QAM	20393	1RB#5	21.58	PASS
Band4	1.4MHz	16QAM	20393	3RB#0	21.67	PASS
Band4	1.4MHz	16QAM	20393	3RB#1	21.69	PASS
Band4	1.4MHz	16QAM	20393	3RB#3	21.71	PASS
Band4	1.4MHz	16QAM	20393	6RB#0	20.68	PASS
Band4	3MHz	QPSK	19965	1RB#0	22.62	PASS
Band4	3MHz	QPSK	19965	1RB#8	22.66	PASS
Band4	3MHz	QPSK	19965	1RB#14	22.61	PASS
Band4	3MHz	QPSK	19965	8RB#0	21.70	PASS
Band4	3MHz	QPSK	19965	8RB#4	21.70	PASS
Band4	3MHz	QPSK	19965	8RB#7	21.64	PASS
Band4	3MHz	QPSK	19965	15RB#0	21.69	PASS
Band4	3MHz	16QAM	19965	1RB#0	21.59	PASS
Band4	3MHz	16QAM	19965	1RB#8	21.49	PASS
Band4	3MHz	16QAM	19965	1RB#14	21.51	PASS
Band4	3MHz	16QAM	19965	8RB#0	20.67	PASS
Band4	3MHz	16QAM	19965	8RB#4	20.67	PASS
Band4	3MHz	16QAM	19965	8RB#7	20.66	PASS
Band4	3MHz	16QAM	19965	15RB#0	20.67	PASS
Band4	3MHz	QPSK	20175	1RB#0	22.64	PASS
Band4	3MHz	QPSK	20175	1RB#8	22.67	PASS
Band4	3MHz	QPSK	20175	1RB#14	22.58	PASS
Band4	3MHz	QPSK	20175	8RB#0	21.60	PASS
Band4	3MHz	QPSK	20175	8RB#4	21.58	PASS
Band4	3MHz	QPSK	20175	8RB#7	21.61	PASS
Band4	3MHz	QPSK	20175	15RB#0	21.56	PASS
Band4	3MHz	16QAM	20175	1RB#0	21.49	PASS
Band4	3MHz	16QAM	20175	1RB#8	21.65	PASS
Band4	3MHz	16QAM	20175	1RB#14	21.54	PASS
Band4	3MHz	16QAM	20175	8RB#0	20.54	PASS
Band4	3MHz	16QAM	20175	8RB#4	20.56	PASS
Band4	3MHz	16QAM	20175	8RB#7	20.67	PASS
Band4	3MHz	16QAM	20175	15RB#0	20.55	PASS
Band4	3MHz	QPSK	20385	1RB#0	22.64	PASS
Band4	3MHz	QPSK	20385	1RB#8	22.71	PASS
Band4	3MHz	QPSK	20385	1RB#14	22.62	PASS
Band4	3MHz	QPSK	20385	8RB#0	21.71	PASS
Band4	3MHz	QPSK	20385	8RB#4	21.72	PASS
Band4	3MHz	QPSK	20385	8RB#7	21.76	PASS
Band4	3MHz	QPSK	20385	15RB#0	21.74	PASS

Band4	3MHz	16QAM	20385	1RB#0	21.54	PASS
Band4	3MHz	16QAM	20385	1RB#8	21.60	PASS
Band4	3MHz	16QAM	20385	1RB#14	21.68	PASS
Band4	3MHz	16QAM	20385	8RB#0	20.71	PASS
Band4	3MHz	16QAM	20385	8RB#4	20.79	PASS
Band4	3MHz	16QAM	20385	8RB#7	20.67	PASS
Band4	3MHz	16QAM	20385	15RB#0	20.74	PASS
Band4	5MHz	QPSK	19975	1RB#0	22.67	PASS
Band4	5MHz	QPSK	19975	1RB#12	22.70	PASS
Band4	5MHz	QPSK	19975	1RB#24	22.72	PASS
Band4	5MHz	QPSK	19975	12RB#0	21.74	PASS
Band4	5MHz	QPSK	19975	12RB#6	21.74	PASS
Band4	5MHz	QPSK	19975	12RB#13	21.72	PASS
Band4	5MHz	QPSK	19975	25RB#0	21.67	PASS
Band4	5MHz	16QAM	19975	1RB#0	21.67	PASS
Band4	5MHz	16QAM	19975	1RB#12	21.74	PASS
Band4	5MHz	16QAM	19975	1RB#24	21.74	PASS
Band4	5MHz	16QAM	19975	12RB#0	20.65	PASS
Band4	5MHz	16QAM	19975	12RB#6	20.70	PASS
Band4	5MHz	16QAM	19975	12RB#13	20.66	PASS
Band4	5MHz	16QAM	19975	25RB#0	20.72	PASS
Band4	5MHz	QPSK	20175	1RB#0	22.64	PASS
Band4	5MHz	QPSK	20175	1RB#12	22.70	PASS
Band4	5MHz	QPSK	20175	1RB#24	22.61	PASS
Band4	5MHz	QPSK	20175	12RB#0	21.63	PASS
Band4	5MHz	QPSK	20175	12RB#6	21.64	PASS
Band4	5MHz	QPSK	20175	12RB#13	21.62	PASS
Band4	5MHz	QPSK	20175	25RB#0	21.60	PASS
Band4	5MHz	16QAM	20175	1RB#0	21.65	PASS
Band4	5MHz	16QAM	20175	1RB#12	21.73	PASS
Band4	5MHz	16QAM	20175	1RB#24	21.57	PASS
Band4	5MHz	16QAM	20175	12RB#0	20.63	PASS
Band4	5MHz	16QAM	20175	12RB#6	20.54	PASS
Band4	5MHz	16QAM	20175	12RB#13	20.66	PASS
Band4	5MHz	16QAM	20175	25RB#0	20.65	PASS
Band4	5MHz	QPSK	20375	1RB#0	22.62	PASS
Band4	5MHz	QPSK	20375	1RB#12	22.71	PASS
Band4	5MHz	QPSK	20375	1RB#24	22.66	PASS
Band4	5MHz	QPSK	20375	12RB#0	21.69	PASS
Band4	5MHz	QPSK	20375	12RB#6	21.71	PASS
Band4	5MHz	QPSK	20375	12RB#13	21.70	PASS
Band4	5MHz	QPSK	20375	25RB#0	21.75	PASS

Band4	5MHz	16QAM	20375	1RB#0	21.71	PASS
Band4	5MHz	16QAM	20375	1RB#12	21.79	PASS
Band4	5MHz	16QAM	20375	1RB#24	21.68	PASS
Band4	5MHz	16QAM	20375	12RB#0	20.82	PASS
Band4	5MHz	16QAM	20375	12RB#6	20.71	PASS
Band4	5MHz	16QAM	20375	12RB#13	20.78	PASS
Band4	5MHz	16QAM	20375	25RB#0	20.74	PASS
Band4	10MHz	QPSK	20000	1RB#0	22.71	PASS
Band4	10MHz	QPSK	20000	1RB#24	22.72	PASS
Band4	10MHz	QPSK	20000	1RB#49	22.68	PASS
Band4	10MHz	QPSK	20000	25RB#0	21.74	PASS
Band4	10MHz	QPSK	20000	25RB#12	21.77	PASS
Band4	10MHz	QPSK	20000	25RB#25	21.75	PASS
Band4	10MHz	QPSK	20000	50RB#0	21.73	PASS
Band4	10MHz	16QAM	20000	1RB#0	21.77	PASS
Band4	10MHz	16QAM	20000	1RB#24	21.83	PASS
Band4	10MHz	16QAM	20000	1RB#49	21.63	PASS
Band4	10MHz	16QAM	20000	25RB#0	20.74	PASS
Band4	10MHz	16QAM	20000	25RB#12	20.73	PASS
Band4	10MHz	16QAM	20000	25RB#25	20.80	PASS
Band4	10MHz	16QAM	20000	50RB#0	20.74	PASS
Band4	10MHz	QPSK	20175	1RB#0	22.71	PASS
Band4	10MHz	QPSK	20175	1RB#24	22.71	PASS
Band4	10MHz	QPSK	20175	1RB#49	22.50	PASS
Band4	10MHz	QPSK	20175	25RB#0	21.69	PASS
Band4	10MHz	QPSK	20175	25RB#12	21.68	PASS
Band4	10MHz	QPSK	20175	25RB#25	21.66	PASS
Band4	10MHz	QPSK	20175	50RB#0	21.62	PASS
Band4	10MHz	16QAM	20175	1RB#0	21.82	PASS
Band4	10MHz	16QAM	20175	1RB#24	21.74	PASS
Band4	10MHz	16QAM	20175	1RB#49	21.64	PASS
Band4	10MHz	16QAM	20175	25RB#0	20.68	PASS
Band4	10MHz	16QAM	20175	25RB#12	20.71	PASS
Band4	10MHz	16QAM	20175	25RB#25	20.59	PASS
Band4	10MHz	16QAM	20175	50RB#0	20.64	PASS
Band4	10MHz	QPSK	20350	1RB#0	22.69	PASS
Band4	10MHz	QPSK	20350	1RB#24	22.72	PASS
Band4	10MHz	QPSK	20350	1RB#49	22.71	PASS
Band4	10MHz	QPSK	20350	25RB#0	21.71	PASS
Band4	10MHz	QPSK	20350	25RB#12	21.68	PASS
Band4	10MHz	QPSK	20350	25RB#25	21.80	PASS
Band4	10MHz	QPSK	20350	50RB#0	21.71	PASS

Band4	10MHz	16QAM	20350	1RB#0	21.68	PASS
Band4	10MHz	16QAM	20350	1RB#24	21.56	PASS
Band4	10MHz	16QAM	20350	1RB#49	21.61	PASS
Band4	10MHz	16QAM	20350	25RB#0	20.73	PASS
Band4	10MHz	16QAM	20350	25RB#12	20.72	PASS
Band4	10MHz	16QAM	20350	25RB#25	20.76	PASS
Band4	10MHz	16QAM	20350	50RB#0	20.72	PASS
Band4	15MHz	QPSK	20025	1RB#0	22.57	PASS
Band4	15MHz	QPSK	20025	1RB#38	22.58	PASS
Band4	15MHz	QPSK	20025	1RB#74	22.62	PASS
Band4	15MHz	QPSK	20025	38RB#0	21.67	PASS
Band4	15MHz	QPSK	20025	38RB#18	21.68	PASS
Band4	15MHz	QPSK	20025	38RB#37	21.66	PASS
Band4	15MHz	QPSK	20025	75RB#0	21.69	PASS
Band4	15MHz	16QAM	20025	1RB#0	21.48	PASS
Band4	15MHz	16QAM	20025	1RB#38	21.50	PASS
Band4	15MHz	16QAM	20025	1RB#74	21.40	PASS
Band4	15MHz	16QAM	20025	38RB#0	21.70	PASS
Band4	15MHz	16QAM	20025	38RB#18	21.68	PASS
Band4	15MHz	16QAM	20025	38RB#37	21.71	PASS
Band4	15MHz	16QAM	20025	75RB#0	20.66	PASS
Band4	15MHz	QPSK	20175	1RB#0	22.55	PASS
Band4	15MHz	QPSK	20175	1RB#38	22.49	PASS
Band4	15MHz	QPSK	20175	1RB#74	22.34	PASS
Band4	15MHz	QPSK	20175	38RB#0	21.49	PASS
Band4	15MHz	QPSK	20175	38RB#18	21.49	PASS
Band4	15MHz	QPSK	20175	38RB#37	21.48	PASS
Band4	15MHz	QPSK	20175	75RB#0	21.50	PASS
Band4	15MHz	16QAM	20175	1RB#0	21.65	PASS
Band4	15MHz	16QAM	20175	1RB#38	21.57	PASS
Band4	15MHz	16QAM	20175	1RB#74	21.34	PASS
Band4	15MHz	16QAM	20175	38RB#0	21.51	PASS
Band4	15MHz	16QAM	20175	38RB#18	21.49	PASS
Band4	15MHz	16QAM	20175	38RB#37	21.50	PASS
Band4	15MHz	16QAM	20175	75RB#0	20.44	PASS
Band4	15MHz	QPSK	20325	1RB#0	22.55	PASS
Band4	15MHz	QPSK	20325	1RB#38	22.45	PASS
Band4	15MHz	QPSK	20325	1RB#74	22.49	PASS
Band4	15MHz	QPSK	20325	38RB#0	21.48	PASS
Band4	15MHz	QPSK	20325	38RB#18	21.47	PASS
Band4	15MHz	QPSK	20325	38RB#37	21.49	PASS
Band4	15MHz	QPSK	20325	75RB#0	21.49	PASS

Band4	15MHz	16QAM	20325	1RB#0	21.62	PASS
Band4	15MHz	16QAM	20325	1RB#38	21.32	PASS
Band4	15MHz	16QAM	20325	1RB#74	21.36	PASS
Band4	15MHz	16QAM	20325	38RB#0	21.47	PASS
Band4	15MHz	16QAM	20325	38RB#18	21.49	PASS
Band4	15MHz	16QAM	20325	38RB#37	21.51	PASS
Band4	15MHz	16QAM	20325	75RB#0	20.48	PASS
Band4	20MHz	QPSK	20050	1RB#0	**22.77**	PASS
Band4	20MHz	QPSK	20050	1RB#49	22.63	PASS
Band4	20MHz	QPSK	20050	1RB#99	22.61	PASS
Band4	20MHz	QPSK	20050	50RB#0	21.61	PASS
Band4	20MHz	QPSK	20050	50RB#25	21.61	PASS
Band4	20MHz	QPSK	20050	50RB#50	21.64	PASS
Band4	20MHz	QPSK	20050	100RB#0	21.69	PASS
Band4	20MHz	16QAM	20050	1RB#0	21.80	PASS
Band4	20MHz	16QAM	20050	1RB#49	21.66	PASS
Band4	20MHz	16QAM	20050	1RB#99	21.83	PASS
Band4	20MHz	16QAM	20050	50RB#0	20.59	PASS
Band4	20MHz	16QAM	20050	50RB#25	20.58	PASS
Band4	20MHz	16QAM	20050	50RB#50	20.72	PASS
Band4	20MHz	16QAM	20050	100RB#0	20.72	PASS
Band4	20MHz	QPSK	20175	1RB#0	22.60	PASS
Band4	20MHz	QPSK	20175	1RB#49	22.54	PASS
Band4	20MHz	QPSK	20175	1RB#99	22.33	PASS
Band4	20MHz	QPSK	20175	50RB#0	21.58	PASS
Band4	20MHz	QPSK	20175	50RB#25	21.58	PASS
Band4	20MHz	QPSK	20175	50RB#50	21.49	PASS
Band4	20MHz	QPSK	20175	100RB#0	21.50	PASS
Band4	20MHz	16QAM	20175	1RB#0	21.53	PASS
Band4	20MHz	16QAM	20175	1RB#49	21.45	PASS
Band4	20MHz	16QAM	20175	1RB#99	21.39	PASS
Band4	20MHz	16QAM	20175	50RB#0	20.61	PASS
Band4	20MHz	16QAM	20175	50RB#25	20.59	PASS
Band4	20MHz	16QAM	20175	50RB#50	20.47	PASS
Band4	20MHz	16QAM	20175	100RB#0	20.50	PASS
Band4	20MHz	QPSK	20300	1RB#0	22.64	PASS
Band4	20MHz	QPSK	20300	1RB#49	22.39	PASS
Band4	20MHz	QPSK	20300	1RB#99	22.42	PASS
Band4	20MHz	QPSK	20300	50RB#0	21.51	PASS
Band4	20MHz	QPSK	20300	50RB#25	21.48	PASS
Band4	20MHz	QPSK	20300	50RB#50	21.50	PASS
Band4	20MHz	QPSK	20300	100RB#0	21.53	PASS

Band4	20MHz	16QAM	20300	1RB#0	21.82	PASS
Band4	20MHz	16QAM	20300	1RB#49	21.48	PASS
Band4	20MHz	16QAM	20300	1RB#99	21.46	PASS
Band4	20MHz	16QAM	20300	50RB#0	20.53	PASS
Band4	20MHz	16QAM	20300	50RB#25	20.51	PASS
Band4	20MHz	16QAM	20300	50RB#50	20.48	PASS
Band4	20MHz	16QAM	20300	100RB#0	20.52	PASS

FDD-LTE Band 5

Band	Bandwidth	Modulation	Channel	RB Configuration	Result(dBm)	Verdict
Band5	1.4MHz	QPSK	20407	1RB#0	22.67	PASS
Band5	1.4MHz	QPSK	20407	1RB#2	22.74	PASS
Band5	1.4MHz	QPSK	20407	1RB#5	22.67	PASS
Band5	1.4MHz	QPSK	20407	3RB#0	22.78	PASS
Band5	1.4MHz	QPSK	20407	3RB#1	22.75	PASS
Band5	1.4MHz	QPSK	20407	3RB#3	22.71	PASS
Band5	1.4MHz	QPSK	20407	6RB#0	21.95	PASS
Band5	1.4MHz	16QAM	20407	1RB#0	21.68	PASS
Band5	1.4MHz	16QAM	20407	1RB#2	21.70	PASS
Band5	1.4MHz	16QAM	20407	1RB#5	21.64	PASS
Band5	1.4MHz	16QAM	20407	3RB#0	21.91	PASS
Band5	1.4MHz	16QAM	20407	3RB#1	21.74	PASS
Band5	1.4MHz	16QAM	20407	3RB#3	21.72	PASS
Band5	1.4MHz	16QAM	20407	6RB#0	20.66	PASS
Band5	1.4MHz	QPSK	20525	1RB#0	22.55	PASS
Band5	1.4MHz	QPSK	20525	1RB#2	22.58	PASS
Band5	1.4MHz	QPSK	20525	1RB#5	22.58	PASS
Band5	1.4MHz	QPSK	20525	3RB#0	22.56	PASS
Band5	1.4MHz	QPSK	20525	3RB#1	22.61	PASS
Band5	1.4MHz	QPSK	20525	3RB#3	22.63	PASS
Band5	1.4MHz	QPSK	20525	6RB#0	21.56	PASS
Band5	1.4MHz	16QAM	20525	1RB#0	21.63	PASS
Band5	1.4MHz	16QAM	20525	1RB#2	21.41	PASS
Band5	1.4MHz	16QAM	20525	1RB#5	21.51	PASS
Band5	1.4MHz	16QAM	20525	3RB#0	21.55	PASS
Band5	1.4MHz	16QAM	20525	3RB#1	21.55	PASS
Band5	1.4MHz	16QAM	20525	3RB#3	21.64	PASS
Band5	1.4MHz	16QAM	20525	6RB#0	20.63	PASS
Band5	1.4MHz	QPSK	20643	1RB#0	22.61	PASS
Band5	1.4MHz	QPSK	20643	1RB#2	22.73	PASS
Band5	1.4MHz	QPSK	20643	1RB#5	22.69	PASS

Band5	1.4MHz	QPSK	20643	3RB#0	22.74	PASS
Band5	1.4MHz	QPSK	20643	3RB#1	22.73	PASS
Band5	1.4MHz	QPSK	20643	3RB#3	22.66	PASS
Band5	1.4MHz	QPSK	20643	6RB#0	21.79	PASS
Band5	1.4MHz	16QAM	20643	1RB#0	21.52	PASS
Band5	1.4MHz	16QAM	20643	1RB#2	21.70	PASS
Band5	1.4MHz	16QAM	20643	1RB#5	21.51	PASS
Band5	1.4MHz	16QAM	20643	3RB#0	21.69	PASS
Band5	1.4MHz	16QAM	20643	3RB#1	21.73	PASS
Band5	1.4MHz	16QAM	20643	3RB#3	21.71	PASS
Band5	1.4MHz	16QAM	20643	6RB#0	20.87	PASS
Band5	3MHz	QPSK	20415	1RB#0	22.77	PASS
Band5	3MHz	QPSK	20415	1RB#8	22.76	PASS
Band5	3MHz	QPSK	20415	1RB#14	22.73	PASS
Band5	3MHz	QPSK	20415	8RB#0	21.77	PASS
Band5	3MHz	QPSK	20415	8RB#4	21.76	PASS
Band5	3MHz	QPSK	20415	8RB#7	21.81	PASS
Band5	3MHz	QPSK	20415	15RB#0	21.90	PASS
Band5	3MHz	16QAM	20415	1RB#0	21.78	PASS
Band5	3MHz	16QAM	20415	1RB#8	21.70	PASS
Band5	3MHz	16QAM	20415	1RB#14	21.75	PASS
Band5	3MHz	16QAM	20415	8RB#0	20.79	PASS
Band5	3MHz	16QAM	20415	8RB#4	20.81	PASS
Band5	3MHz	16QAM	20415	8RB#7	20.74	PASS
Band5	3MHz	16QAM	20415	15RB#0	20.85	PASS
Band5	3MHz	QPSK	20525	1RB#0	22.64	PASS
Band5	3MHz	QPSK	20525	1RB#8	22.75	PASS
Band5	3MHz	QPSK	20525	1RB#14	22.62	PASS
Band5	3MHz	QPSK	20525	8RB#0	21.60	PASS
Band5	3MHz	QPSK	20525	8RB#4	21.62	PASS
Band5	3MHz	QPSK	20525	8RB#7	21.67	PASS
Band5	3MHz	QPSK	20525	15RB#0	21.67	PASS
Band5	3MHz	16QAM	20525	1RB#0	21.44	PASS
Band5	3MHz	16QAM	20525	1RB#8	21.64	PASS
Band5	3MHz	16QAM	20525	1RB#14	21.35	PASS
Band5	3MHz	16QAM	20525	8RB#0	20.57	PASS
Band5	3MHz	16QAM	20525	8RB#4	20.54	PASS
Band5	3MHz	16QAM	20525	8RB#7	20.68	PASS
Band5	3MHz	16QAM	20525	15RB#0	20.64	PASS
Band5	3MHz	QPSK	20635	1RB#0	22.66	PASS
Band5	3MHz	QPSK	20635	1RB#8	22.79	PASS
Band5	3MHz	QPSK	20635	1RB#14	22.75	PASS

Band5	3MHz	QPSK	20635	8RB#0	21.81	PASS
Band5	3MHz	QPSK	20635	8RB#4	21.77	PASS
Band5	3MHz	QPSK	20635	8RB#7	21.80	PASS
Band5	3MHz	QPSK	20635	15RB#0	21.85	PASS
Band5	3MHz	16QAM	20635	1RB#0	21.51	PASS
Band5	3MHz	16QAM	20635	1RB#8	21.68	PASS
Band5	3MHz	16QAM	20635	1RB#14	21.62	PASS
Band5	3MHz	16QAM	20635	8RB#0	20.78	PASS
Band5	3MHz	16QAM	20635	8RB#4	20.76	PASS
Band5	3MHz	16QAM	20635	8RB#7	20.69	PASS
Band5	3MHz	16QAM	20635	15RB#0	20.72	PASS
Band5	5MHz	QPSK	20425	1RB#0	22.76	PASS
Band5	5MHz	QPSK	20425	1RB#12	22.77	PASS
Band5	5MHz	QPSK	20425	1RB#24	22.64	PASS
Band5	5MHz	QPSK	20425	12RB#0	21.92	PASS
Band5	5MHz	QPSK	20425	12RB#6	21.93	PASS
Band5	5MHz	QPSK	20425	12RB#13	21.89	PASS
Band5	5MHz	QPSK	20425	25RB#0	22.04	PASS
Band5	5MHz	16QAM	20425	1RB#0	21.69	PASS
Band5	5MHz	16QAM	20425	1RB#12	21.89	PASS
Band5	5MHz	16QAM	20425	1RB#24	21.68	PASS
Band5	5MHz	16QAM	20425	12RB#0	20.97	PASS
Band5	5MHz	16QAM	20425	12RB#6	21.00	PASS
Band5	5MHz	16QAM	20425	12RB#13	20.89	PASS
Band5	5MHz	16QAM	20425	25RB#0	21.23	PASS
Band5	5MHz	QPSK	20525	1RB#0	22.70	PASS
Band5	5MHz	QPSK	20525	1RB#12	22.72	PASS
Band5	5MHz	QPSK	20525	1RB#24	22.72	PASS
Band5	5MHz	QPSK	20525	12RB#0	21.68	PASS
Band5	5MHz	QPSK	20525	12RB#6	21.69	PASS
Band5	5MHz	QPSK	20525	12RB#13	21.77	PASS
Band5	5MHz	QPSK	20525	25RB#0	21.67	PASS
Band5	5MHz	16QAM	20525	1RB#0	21.78	PASS
Band5	5MHz	16QAM	20525	1RB#12	21.80	PASS
Band5	5MHz	16QAM	20525	1RB#24	21.75	PASS
Band5	5MHz	16QAM	20525	12RB#0	20.67	PASS
Band5	5MHz	16QAM	20525	12RB#6	20.62	PASS
Band5	5MHz	16QAM	20525	12RB#13	20.71	PASS
Band5	5MHz	16QAM	20525	25RB#0	20.66	PASS
Band5	5MHz	QPSK	20625	1RB#0	22.68	PASS
Band5	5MHz	QPSK	20625	1RB#12	22.81	PASS
Band5	5MHz	QPSK	20625	1RB#24	22.77	PASS

Band5	5MHz	QPSK	20625	12RB#0	21.85	PASS
Band5	5MHz	QPSK	20625	12RB#6	21.85	PASS
Band5	5MHz	QPSK	20625	12RB#13	21.81	PASS
Band5	5MHz	QPSK	20625	25RB#0	21.89	PASS
Band5	5MHz	16QAM	20625	1RB#0	21.75	PASS
Band5	5MHz	16QAM	20625	1RB#12	21.75	PASS
Band5	5MHz	16QAM	20625	1RB#24	21.63	PASS
Band5	5MHz	16QAM	20625	12RB#0	20.83	PASS
Band5	5MHz	16QAM	20625	12RB#6	20.77	PASS
Band5	5MHz	16QAM	20625	12RB#13	20.78	PASS
Band5	5MHz	16QAM	20625	25RB#0	20.84	PASS
Band5	10MHz	QPSK	20450	1RB#0	22.63	PASS
Band5	10MHz	QPSK	20450	1RB#24	22.62	PASS
Band5	10MHz	QPSK	20450	1RB#49	22.62	PASS
Band5	10MHz	QPSK	20450	25RB#0	21.70	PASS
Band5	10MHz	QPSK	20450	25RB#12	22.12	PASS
Band5	10MHz	QPSK	20450	25RB#25	22.25	PASS
Band5	10MHz	QPSK	20450	50RB#0	21.89	PASS
Band5	10MHz	16QAM	20450	1RB#0	21.91	PASS
Band5	10MHz	16QAM	20450	1RB#24	21.56	PASS
Band5	10MHz	16QAM	20450	1RB#49	21.48	PASS
Band5	10MHz	16QAM	20450	25RB#0	21.08	PASS
Band5	10MHz	16QAM	20450	25RB#12	21.31	PASS
Band5	10MHz	16QAM	20450	25RB#25	20.98	PASS
Band5	10MHz	16QAM	20450	50RB#0	21.25	PASS
Band5	10MHz	QPSK	20525	1RB#0	22.68	PASS
Band5	10MHz	QPSK	20525	1RB#24	22.71	PASS
Band5	10MHz	QPSK	20525	1RB#49	22.56	PASS
Band5	10MHz	QPSK	20525	25RB#0	21.81	PASS
Band5	10MHz	QPSK	20525	25RB#12	21.75	PASS
Band5	10MHz	QPSK	20525	25RB#25	22.46	PASS
Band5	10MHz	QPSK	20525	50RB#0	21.71	PASS
Band5	10MHz	16QAM	20525	1RB#0	21.49	PASS
Band5	10MHz	16QAM	20525	1RB#24	21.50	PASS
Band5	10MHz	16QAM	20525	1RB#49	21.51	PASS
Band5	10MHz	16QAM	20525	25RB#0	20.58	PASS
Band5	10MHz	16QAM	20525	25RB#12	21.00	PASS
Band5	10MHz	16QAM	20525	25RB#25	20.81	PASS
Band5	10MHz	16QAM	20525	50RB#0	20.63	PASS
Band5	10MHz	QPSK	20600	1RB#0	22.57	PASS
Band5	10MHz	QPSK	20600	1RB#24	22.67	PASS
Band5	10MHz	QPSK	20600	1RB#49	**22.90**	PASS

Band5	10MHz	QPSK	20600	25RB#0	22.13	PASS
Band5	10MHz	QPSK	20600	25RB#12	22.12	PASS
Band5	10MHz	QPSK	20600	25RB#25	21.94	PASS
Band5	10MHz	QPSK	20600	50RB#0	21.47	PASS
Band5	10MHz	16QAM	20600	1RB#0	21.54	PASS
Band5	10MHz	16QAM	20600	1RB#24	21.77	PASS
Band5	10MHz	16QAM	20600	1RB#49	21.68	PASS
Band5	10MHz	16QAM	20600	25RB#0	21.28	PASS
Band5	10MHz	16QAM	20600	25RB#12	21.21	PASS
Band5	10MHz	16QAM	20600	25RB#25	20.84	PASS
Band5	10MHz	16QAM	20600	50RB#0	20.41	PASS

FDD-LTE Band 7

Band	Bandwidth	Modulation	Channel	RB Configuration	Result(dBm)	Verdict
Band7	5MHz	QPSK	20775	1RB#0	22.46	PASS
Band7	5MHz	QPSK	20775	1RB#12	22.48	PASS
Band7	5MHz	QPSK	20775	1RB#24	22.52	PASS
Band7	5MHz	QPSK	20775	12RB#0	21.51	PASS
Band7	5MHz	QPSK	20775	12RB#6	21.48	PASS
Band7	5MHz	QPSK	20775	12RB#13	21.49	PASS
Band7	5MHz	QPSK	20775	25RB#0	21.49	PASS
Band7	5MHz	16QAM	20775	1RB#0	21.46	PASS
Band7	5MHz	16QAM	20775	1RB#12	21.45	PASS
Band7	5MHz	16QAM	20775	1RB#24	21.49	PASS
Band7	5MHz	16QAM	20775	12RB#0	20.37	PASS
Band7	5MHz	16QAM	20775	12RB#6	20.56	PASS
Band7	5MHz	16QAM	20775	12RB#13	20.48	PASS
Band7	5MHz	16QAM	20775	25RB#0	20.48	PASS
Band7	5MHz	QPSK	21100	1RB#0	22.58	PASS
Band7	5MHz	QPSK	21100	1RB#12	22.69	PASS
Band7	5MHz	QPSK	21100	1RB#24	22.59	PASS
Band7	5MHz	QPSK	21100	12RB#0	21.56	PASS
Band7	5MHz	QPSK	21100	12RB#6	21.59	PASS
Band7	5MHz	QPSK	21100	12RB#13	21.55	PASS
Band7	5MHz	QPSK	21100	25RB#0	21.61	PASS
Band7	5MHz	16QAM	21100	1RB#0	21.61	PASS
Band7	5MHz	16QAM	21100	1RB#12	21.50	PASS
Band7	5MHz	16QAM	21100	1RB#24	21.71	PASS
Band7	5MHz	16QAM	21100	12RB#0	20.57	PASS
Band7	5MHz	16QAM	21100	12RB#6	20.49	PASS
Band7	5MHz	16QAM	21100	12RB#13	20.50	PASS

Band7	5MHz	16QAM	21100	25RB#0	20.60	PASS
Band7	5MHz	QPSK	21425	1RB#0	22.21	PASS
Band7	5MHz	QPSK	21425	1RB#12	22.38	PASS
Band7	5MHz	QPSK	21425	1RB#24	22.25	PASS
Band7	5MHz	QPSK	21425	12RB#0	21.22	PASS
Band7	5MHz	QPSK	21425	12RB#6	21.26	PASS
Band7	5MHz	QPSK	21425	12RB#13	21.26	PASS
Band7	5MHz	QPSK	21425	25RB#0	21.28	PASS
Band7	5MHz	16QAM	21425	1RB#0	21.15	PASS
Band7	5MHz	16QAM	21425	1RB#12	21.20	PASS
Band7	5MHz	16QAM	21425	1RB#24	21.16	PASS
Band7	5MHz	16QAM	21425	12RB#0	21.24	PASS
Band7	5MHz	16QAM	21425	12RB#6	21.22	PASS
Band7	5MHz	16QAM	21425	12RB#13	21.25	PASS
Band7	5MHz	16QAM	21425	25RB#0	21.23	PASS
Band7	10MHz	QPSK	20800	1RB#0	22.49	PASS
Band7	10MHz	QPSK	20800	1RB#24	22.56	PASS
Band7	10MHz	QPSK	20800	1RB#49	22.57	PASS
Band7	10MHz	QPSK	20800	25RB#0	21.51	PASS
Band7	10MHz	QPSK	20800	25RB#12	21.51	PASS
Band7	10MHz	QPSK	20800	25RB#25	21.52	PASS
Band7	10MHz	QPSK	20800	50RB#0	21.47	PASS
Band7	10MHz	16QAM	20800	1RB#0	21.50	PASS
Band7	10MHz	16QAM	20800	1RB#24	21.53	PASS
Band7	10MHz	16QAM	20800	1RB#49	21.52	PASS
Band7	10MHz	16QAM	20800	25RB#0	20.53	PASS
Band7	10MHz	16QAM	20800	25RB#12	20.53	PASS
Band7	10MHz	16QAM	20800	25RB#25	20.47	PASS
Band7	10MHz	16QAM	20800	50RB#0	20.48	PASS
Band7	10MHz	QPSK	21100	1RB#0	22.60	PASS
Band7	10MHz	QPSK	21100	1RB#24	22.46	PASS
Band7	10MHz	QPSK	21100	1RB#49	22.64	PASS
Band7	10MHz	QPSK	21100	25RB#0	21.66	PASS
Band7	10MHz	QPSK	21100	25RB#12	21.65	PASS
Band7	10MHz	QPSK	21100	25RB#25	21.58	PASS
Band7	10MHz	QPSK	21100	50RB#0	21.56	PASS
Band7	10MHz	16QAM	21100	1RB#0	21.56	PASS
Band7	10MHz	16QAM	21100	1RB#24	21.69	PASS
Band7	10MHz	16QAM	21100	1RB#49	21.41	PASS
Band7	10MHz	16QAM	21100	25RB#0	20.67	PASS
Band7	10MHz	16QAM	21100	25RB#12	20.63	PASS
Band7	10MHz	16QAM	21100	25RB#25	20.56	PASS

Band7	10MHz	16QAM	21100	50RB#0	20.58	PASS
Band7	10MHz	QPSK	21400	1RB#0	22.39	PASS
Band7	10MHz	QPSK	21400	1RB#24	22.34	PASS
Band7	10MHz	QPSK	21400	1RB#49	22.24	PASS
Band7	10MHz	QPSK	21400	25RB#0	21.37	PASS
Band7	10MHz	QPSK	21400	25RB#12	21.33	PASS
Band7	10MHz	QPSK	21400	25RB#25	21.30	PASS
Band7	10MHz	QPSK	21400	50RB#0	21.31	PASS
Band7	10MHz	16QAM	21400	1RB#0	21.20	PASS
Band7	10MHz	16QAM	21400	1RB#24	21.23	PASS
Band7	10MHz	16QAM	21400	1RB#49	21.38	PASS
Band7	10MHz	16QAM	21400	25RB#0	20.35	PASS
Band7	10MHz	16QAM	21400	25RB#12	20.38	PASS
Band7	10MHz	16QAM	21400	25RB#25	21.28	PASS
Band7	10MHz	16QAM	21400	50RB#0	20.32	PASS
Band7	15MHz	QPSK	20825	1RB#0	22.23	PASS
Band7	15MHz	QPSK	20825	1RB#38	22.41	PASS
Band7	15MHz	QPSK	20825	1RB#74	22.37	PASS
Band7	15MHz	QPSK	20825	38RB#0	21.36	PASS
Band7	15MHz	QPSK	20825	38RB#18	21.37	PASS
Band7	15MHz	QPSK	20825	38RB#37	21.42	PASS
Band7	15MHz	QPSK	20825	75RB#0	21.38	PASS
Band7	15MHz	16QAM	20825	1RB#0	21.24	PASS
Band7	15MHz	16QAM	20825	1RB#38	21.36	PASS
Band7	15MHz	16QAM	20825	1RB#74	21.28	PASS
Band7	15MHz	16QAM	20825	38RB#0	21.41	PASS
Band7	15MHz	16QAM	20825	38RB#18	21.37	PASS
Band7	15MHz	16QAM	20825	38RB#37	21.37	PASS
Band7	15MHz	16QAM	20825	75RB#0	20.35	PASS
Band7	15MHz	QPSK	21100	1RB#0	22.39	PASS
Band7	15MHz	QPSK	21100	1RB#38	22.41	PASS
Band7	15MHz	QPSK	21100	1RB#74	22.32	PASS
Band7	15MHz	QPSK	21100	38RB#0	21.48	PASS
Band7	15MHz	QPSK	21100	38RB#18	21.45	PASS
Band7	15MHz	QPSK	21100	38RB#37	21.48	PASS
Band7	15MHz	QPSK	21100	75RB#0	21.46	PASS
Band7	15MHz	16QAM	21100	1RB#0	21.32	PASS
Band7	15MHz	16QAM	21100	1RB#38	21.27	PASS
Band7	15MHz	16QAM	21100	1RB#74	21.20	PASS
Band7	15MHz	16QAM	21100	38RB#0	21.49	PASS
Band7	15MHz	16QAM	21100	38RB#18	21.50	PASS
Band7	15MHz	16QAM	21100	38RB#37	21.47	PASS

Band7	15MHz	16QAM	21100	75RB#0	20.45	PASS
Band7	15MHz	QPSK	21375	1RB#0	22.23	PASS
Band7	15MHz	QPSK	21375	1RB#38	22.15	PASS
Band7	15MHz	QPSK	21375	1RB#74	22.02	PASS
Band7	15MHz	QPSK	21375	38RB#0	21.27	PASS
Band7	15MHz	QPSK	21375	38RB#18	21.24	PASS
Band7	15MHz	QPSK	21375	38RB#37	21.26	PASS
Band7	15MHz	QPSK	21375	75RB#0	21.27	PASS
Band7	15MHz	16QAM	21375	1RB#0	21.06	PASS
Band7	15MHz	16QAM	21375	1RB#38	21.07	PASS
Band7	15MHz	16QAM	21375	1RB#74	20.80	PASS
Band7	15MHz	16QAM	21375	38RB#0	21.22	PASS
Band7	15MHz	16QAM	21375	38RB#18	21.26	PASS
Band7	15MHz	16QAM	21375	38RB#37	21.27	PASS
Band7	15MHz	16QAM	21375	75RB#0	21.21	PASS
Band7	20MHz	QPSK	20850	1RB#0	22.34	PASS
Band7	20MHz	QPSK	20850	1RB#49	22.43	PASS
Band7	20MHz	QPSK	20850	1RB#99	22.35	PASS
Band7	20MHz	QPSK	20850	50RB#0	21.42	PASS
Band7	20MHz	QPSK	20850	50RB#25	21.39	PASS
Band7	20MHz	QPSK	20850	50RB#50	21.33	PASS
Band7	20MHz	QPSK	20850	100RB#0	21.42	PASS
Band7	20MHz	16QAM	20850	1RB#0	21.36	PASS
Band7	20MHz	16QAM	20850	1RB#49	21.34	PASS
Band7	20MHz	16QAM	20850	1RB#99	21.30	PASS
Band7	20MHz	16QAM	20850	50RB#0	20.39	PASS
Band7	20MHz	16QAM	20850	50RB#25	20.38	PASS
Band7	20MHz	16QAM	20850	50RB#50	20.35	PASS
Band7	20MHz	16QAM	20850	100RB#0	20.43	PASS
Band7	20MHz	QPSK	21100	1RB#0	22.44	PASS
Band7	20MHz	QPSK	21100	1RB#49	**22.70**	PASS
Band7	20MHz	QPSK	21100	1RB#99	22.21	PASS
Band7	20MHz	QPSK	21100	50RB#0	21.48	PASS
Band7	20MHz	QPSK	21100	50RB#25	21.52	PASS
Band7	20MHz	QPSK	21100	50RB#50	21.35	PASS
Band7	20MHz	QPSK	21100	100RB#0	21.41	PASS
Band7	20MHz	16QAM	21100	1RB#0	21.50	PASS
Band7	20MHz	16QAM	21100	1RB#49	21.51	PASS
Band7	20MHz	16QAM	21100	1RB#99	21.16	PASS
Band7	20MHz	16QAM	21100	50RB#0	20.45	PASS
Band7	20MHz	16QAM	21100	50RB#25	20.49	PASS
Band7	20MHz	16QAM	21100	50RB#50	20.42	PASS

Band7	20MHz	16QAM	21100	100RB#0	20.38	PASS
Band7	20MHz	QPSK	21350	1RB#0	22.40	PASS
Band7	20MHz	QPSK	21350	1RB#49	22.20	PASS
Band7	20MHz	QPSK	21350	1RB#99	22.10	PASS
Band7	20MHz	QPSK	21350	50RB#0	21.29	PASS
Band7	20MHz	QPSK	21350	50RB#25	21.32	PASS
Band7	20MHz	QPSK	21350	50RB#50	21.09	PASS
Band7	20MHz	QPSK	21350	100RB#0	21.24	PASS
Band7	20MHz	16QAM	21350	1RB#0	21.08	PASS
Band7	20MHz	16QAM	21350	1RB#49	21.09	PASS
Band7	20MHz	16QAM	21350	1RB#99	20.85	PASS
Band7	20MHz	16QAM	21350	50RB#0	21.30	PASS
Band7	20MHz	16QAM	21350	50RB#25	21.29	PASS
Band7	20MHz	16QAM	21350	50RB#50	21.07	PASS
Band7	20MHz	16QAM	21350	100RB#0	21.23	PASS

FDD-LTE Band 12

Band	Bandwidth	Modulation	Channel	RB Configuration	Result(dBm)	Verdict
Band12	1.4MHz	QPSK	23017	1RB#0	22.81	PASS
Band12	1.4MHz	QPSK	23017	1RB#2	22.84	PASS
Band12	1.4MHz	QPSK	23017	1RB#5	22.81	PASS
Band12	1.4MHz	QPSK	23017	3RB#0	22.83	PASS
Band12	1.4MHz	QPSK	23017	3RB#1	22.80	PASS
Band12	1.4MHz	QPSK	23017	3RB#3	22.84	PASS
Band12	1.4MHz	QPSK	23017	6RB#0	21.82	PASS
Band12	1.4MHz	16QAM	23017	1RB#0	21.77	PASS
Band12	1.4MHz	16QAM	23017	1RB#2	21.64	PASS
Band12	1.4MHz	16QAM	23017	1RB#5	21.75	PASS
Band12	1.4MHz	16QAM	23017	3RB#0	21.78	PASS
Band12	1.4MHz	16QAM	23017	3RB#1	21.84	PASS
Band12	1.4MHz	16QAM	23017	3RB#3	21.81	PASS
Band12	1.4MHz	16QAM	23017	6RB#0	20.82	PASS
Band12	1.4MHz	QPSK	23095	1RB#0	22.71	PASS
Band12	1.4MHz	QPSK	23095	1RB#2	22.79	PASS
Band12	1.4MHz	QPSK	23095	1RB#5	22.74	PASS
Band12	1.4MHz	QPSK	23095	3RB#0	22.77	PASS
Band12	1.4MHz	QPSK	23095	3RB#1	22.77	PASS
Band12	1.4MHz	QPSK	23095	3RB#3	22.80	PASS
Band12	1.4MHz	QPSK	23095	6RB#0	21.71	PASS
Band12	1.4MHz	16QAM	23095	1RB#0	21.61	PASS
Band12	1.4MHz	16QAM	23095	1RB#2	21.73	PASS

Band12	1.4MHz	16QAM	23095	1RB#5	21.66	PASS
Band12	1.4MHz	16QAM	23095	3RB#0	21.72	PASS
Band12	1.4MHz	16QAM	23095	3RB#1	21.78	PASS
Band12	1.4MHz	16QAM	23095	3RB#3	21.80	PASS
Band12	1.4MHz	16QAM	23095	6RB#0	20.76	PASS
Band12	1.4MHz	QPSK	23173	1RB#0	22.71	PASS
Band12	1.4MHz	QPSK	23173	1RB#2	22.79	PASS
Band12	1.4MHz	QPSK	23173	1RB#5	22.66	PASS
Band12	1.4MHz	QPSK	23173	3RB#0	22.71	PASS
Band12	1.4MHz	QPSK	23173	3RB#1	22.74	PASS
Band12	1.4MHz	QPSK	23173	3RB#3	22.71	PASS
Band12	1.4MHz	QPSK	23173	6RB#0	21.73	PASS
Band12	1.4MHz	16QAM	23173	1RB#0	21.43	PASS
Band12	1.4MHz	16QAM	23173	1RB#2	21.57	PASS
Band12	1.4MHz	16QAM	23173	1RB#5	21.47	PASS
Band12	1.4MHz	16QAM	23173	3RB#0	21.68	PASS
Band12	1.4MHz	16QAM	23173	3RB#1	21.62	PASS
Band12	1.4MHz	16QAM	23173	3RB#3	21.66	PASS
Band12	1.4MHz	16QAM	23173	6RB#0	20.65	PASS
Band12	3MHz	QPSK	23025	1RB#0	22.81	PASS
Band12	3MHz	QPSK	23025	1RB#8	22.83	PASS
Band12	3MHz	QPSK	23025	1RB#14	22.80	PASS
Band12	3MHz	QPSK	23025	8RB#0	21.85	PASS
Band12	3MHz	QPSK	23025	8RB#4	21.86	PASS
Band12	3MHz	QPSK	23025	8RB#7	21.85	PASS
Band12	3MHz	QPSK	23025	15RB#0	21.87	PASS
Band12	3MHz	16QAM	23025	1RB#0	21.77	PASS
Band12	3MHz	16QAM	23025	1RB#8	21.87	PASS
Band12	3MHz	16QAM	23025	1RB#14	21.86	PASS
Band12	3MHz	16QAM	23025	8RB#0	20.78	PASS
Band12	3MHz	16QAM	23025	8RB#4	20.77	PASS
Band12	3MHz	16QAM	23025	8RB#7	20.83	PASS
Band12	3MHz	16QAM	23025	15RB#0	20.80	PASS
Band12	3MHz	QPSK	23095	1RB#0	22.72	PASS
Band12	3MHz	QPSK	23095	1RB#8	22.84	PASS
Band12	3MHz	QPSK	23095	1RB#14	22.72	PASS
Band12	3MHz	QPSK	23095	8RB#0	21.75	PASS
Band12	3MHz	QPSK	23095	8RB#4	21.77	PASS
Band12	3MHz	QPSK	23095	8RB#7	21.78	PASS
Band12	3MHz	QPSK	23095	15RB#0	21.72	PASS
Band12	3MHz	16QAM	23095	1RB#0	21.60	PASS
Band12	3MHz	16QAM	23095	1RB#8	21.88	PASS

Band12	3MHz	16QAM	23095	1RB#14	21.64	PASS
Band12	3MHz	16QAM	23095	8RB#0	20.77	PASS
Band12	3MHz	16QAM	23095	8RB#4	20.69	PASS
Band12	3MHz	16QAM	23095	8RB#7	20.81	PASS
Band12	3MHz	16QAM	23095	15RB#0	20.70	PASS
Band12	3MHz	QPSK	23165	1RB#0	22.76	PASS
Band12	3MHz	QPSK	23165	1RB#8	22.77	PASS
Band12	3MHz	QPSK	23165	1RB#14	22.73	PASS
Band12	3MHz	QPSK	23165	8RB#0	21.82	PASS
Band12	3MHz	QPSK	23165	8RB#4	21.78	PASS
Band12	3MHz	QPSK	23165	8RB#7	21.81	PASS
Band12	3MHz	QPSK	23165	15RB#0	21.78	PASS
Band12	3MHz	16QAM	23165	1RB#0	21.76	PASS
Band12	3MHz	16QAM	23165	1RB#8	21.93	PASS
Band12	3MHz	16QAM	23165	1RB#14	21.60	PASS
Band12	3MHz	16QAM	23165	8RB#0	20.82	PASS
Band12	3MHz	16QAM	23165	8RB#4	20.77	PASS
Band12	3MHz	16QAM	23165	8RB#7	20.72	PASS
Band12	3MHz	16QAM	23165	15RB#0	20.78	PASS
Band12	5MHz	QPSK	23035	1RB#0	22.83	PASS
Band12	5MHz	QPSK	23035	1RB#12	22.88	PASS
Band12	5MHz	QPSK	23035	1RB#24	22.76	PASS
Band12	5MHz	QPSK	23035	12RB#0	21.85	PASS
Band12	5MHz	QPSK	23035	12RB#6	21.84	PASS
Band12	5MHz	QPSK	23035	12RB#13	21.81	PASS
Band12	5MHz	QPSK	23035	25RB#0	21.87	PASS
Band12	5MHz	16QAM	23035	1RB#0	21.71	PASS
Band12	5MHz	16QAM	23035	1RB#12	21.85	PASS
Band12	5MHz	16QAM	23035	1RB#24	21.61	PASS
Band12	5MHz	16QAM	23035	12RB#0	20.87	PASS
Band12	5MHz	16QAM	23035	12RB#6	20.93	PASS
Band12	5MHz	16QAM	23035	12RB#13	20.79	PASS
Band12	5MHz	16QAM	23035	25RB#0	20.87	PASS
Band12	5MHz	QPSK	23095	1RB#0	22.83	PASS
Band12	5MHz	QPSK	23095	1RB#12	22.86	PASS
Band12	5MHz	QPSK	23095	1RB#24	22.78	PASS
Band12	5MHz	QPSK	23095	12RB#0	21.78	PASS
Band12	5MHz	QPSK	23095	12RB#6	21.74	PASS
Band12	5MHz	QPSK	23095	12RB#13	21.84	PASS
Band12	5MHz	QPSK	23095	25RB#0	21.77	PASS
Band12	5MHz	16QAM	23095	1RB#0	21.93	PASS
Band12	5MHz	16QAM	23095	1RB#12	21.94	PASS

Band12	5MHz	16QAM	23095	1RB#24	21.82	PASS
Band12	5MHz	16QAM	23095	12RB#0	20.73	PASS
Band12	5MHz	16QAM	23095	12RB#6	20.72	PASS
Band12	5MHz	16QAM	23095	12RB#13	20.85	PASS
Band12	5MHz	16QAM	23095	25RB#0	20.78	PASS
Band12	5MHz	QPSK	23155	1RB#0	22.77	PASS
Band12	5MHz	QPSK	23155	1RB#12	22.81	PASS
Band12	5MHz	QPSK	23155	1RB#24	22.82	PASS
Band12	5MHz	QPSK	23155	12RB#0	21.82	PASS
Band12	5MHz	QPSK	23155	12RB#6	21.80	PASS
Band12	5MHz	QPSK	23155	12RB#13	21.78	PASS
Band12	5MHz	QPSK	23155	25RB#0	21.81	PASS
Band12	5MHz	16QAM	23155	1RB#0	21.80	PASS
Band12	5MHz	16QAM	23155	1RB#12	21.79	PASS
Band12	5MHz	16QAM	23155	1RB#24	21.73	PASS
Band12	5MHz	16QAM	23155	12RB#0	20.89	PASS
Band12	5MHz	16QAM	23155	12RB#6	20.91	PASS
Band12	5MHz	16QAM	23155	12RB#13	20.78	PASS
Band12	5MHz	16QAM	23155	25RB#0	20.84	PASS
Band12	10MHz	QPSK	23060	1RB#0	22.89	PASS
Band12	10MHz	QPSK	23060	1RB#24	22.76	PASS
Band12	10MHz	QPSK	23060	1RB#49	22.78	PASS
Band12	10MHz	QPSK	23060	25RB#0	21.85	PASS
Band12	10MHz	QPSK	23060	25RB#12	21.84	PASS
Band12	10MHz	QPSK	23060	25RB#25	21.81	PASS
Band12	10MHz	QPSK	23060	50RB#0	21.83	PASS
Band12	10MHz	16QAM	23060	1RB#0	21.94	PASS
Band12	10MHz	16QAM	23060	1RB#24	21.83	PASS
Band12	10MHz	16QAM	23060	1RB#49	21.87	PASS
Band12	10MHz	16QAM	23060	25RB#0	20.84	PASS
Band12	10MHz	16QAM	23060	25RB#12	20.84	PASS
Band12	10MHz	16QAM	23060	25RB#25	20.79	PASS
Band12	10MHz	16QAM	23060	50RB#0	20.82	PASS
Band12	10MHz	QPSK	23095	1RB#0	22.83	PASS
Band12	10MHz	QPSK	23095	1RB#24	**22.89**	PASS
Band12	10MHz	QPSK	23095	1RB#49	22.76	PASS
Band12	10MHz	QPSK	23095	25RB#0	21.80	PASS
Band12	10MHz	QPSK	23095	25RB#12	21.82	PASS
Band12	10MHz	QPSK	23095	25RB#25	21.82	PASS
Band12	10MHz	QPSK	23095	50RB#0	21.76	PASS
Band12	10MHz	16QAM	23095	1RB#0	21.81	PASS
Band12	10MHz	16QAM	23095	1RB#24	21.86	PASS

Band12	10MHz	16QAM	23095	1RB#49	21.68	PASS
Band12	10MHz	16QAM	23095	25RB#0	20.82	PASS
Band12	10MHz	16QAM	23095	25RB#12	20.80	PASS
Band12	10MHz	16QAM	23095	25RB#25	20.85	PASS
Band12	10MHz	16QAM	23095	50RB#0	20.76	PASS
Band12	10MHz	QPSK	23130	1RB#0	22.83	PASS
Band12	10MHz	QPSK	23130	1RB#24	22.89	PASS
Band12	10MHz	QPSK	23130	1RB#49	22.72	PASS
Band12	10MHz	QPSK	23130	25RB#0	21.82	PASS
Band12	10MHz	QPSK	23130	25RB#12	21.77	PASS
Band12	10MHz	QPSK	23130	25RB#25	21.84	PASS
Band12	10MHz	QPSK	23130	50RB#0	21.79	PASS
Band12	10MHz	16QAM	23130	1RB#0	21.86	PASS
Band12	10MHz	16QAM	23130	1RB#24	21.78	PASS
Band12	10MHz	16QAM	23130	1RB#49	21.74	PASS
Band12	10MHz	16QAM	23130	25RB#0	20.86	PASS
Band12	10MHz	16QAM	23130	25RB#12	20.83	PASS
Band12	10MHz	16QAM	23130	25RB#25	20.88	PASS
Band12	10MHz	16QAM	23130	50RB#0	20.82	PASS

FDD-LTE Band 17

Band	Bandwidth	Modulation	Channel	RB Configuration	Result(dBm)	Verdict
Band17	5MHz	QPSK	23755	1RB#0	22.95	PASS
Band17	5MHz	QPSK	23755	1RB#12	22.86	PASS
Band17	5MHz	QPSK	23755	1RB#24	22.83	PASS
Band17	5MHz	QPSK	23755	12RB#0	21.91	PASS
Band17	5MHz	QPSK	23755	12RB#6	21.91	PASS
Band17	5MHz	QPSK	23755	12RB#13	21.91	PASS
Band17	5MHz	QPSK	23755	25RB#0	21.93	PASS
Band17	5MHz	16QAM	23755	1RB#0	21.85	PASS
Band17	5MHz	16QAM	23755	1RB#12	21.93	PASS
Band17	5MHz	16QAM	23755	1RB#24	21.83	PASS
Band17	5MHz	16QAM	23755	12RB#0	20.95	PASS
Band17	5MHz	16QAM	23755	12RB#6	20.82	PASS
Band17	5MHz	16QAM	23755	12RB#13	20.89	PASS
Band17	5MHz	16QAM	23755	25RB#0	20.91	PASS
Band17	5MHz	QPSK	23790	1RB#0	22.86	PASS
Band17	5MHz	QPSK	23790	1RB#12	22.91	PASS
Band17	5MHz	QPSK	23790	1RB#24	22.85	PASS
Band17	5MHz	QPSK	23790	12RB#0	21.80	PASS
Band17	5MHz	QPSK	23790	12RB#6	21.86	PASS

Band17	5MHz	QPSK	23790	12RB#13	21.87	PASS
Band17	5MHz	QPSK	23790	25RB#0	21.87	PASS
Band17	5MHz	16QAM	23790	1RB#0	21.83	PASS
Band17	5MHz	16QAM	23790	1RB#12	22.16	PASS
Band17	5MHz	16QAM	23790	1RB#24	21.86	PASS
Band17	5MHz	16QAM	23790	12RB#0	20.72	PASS
Band17	5MHz	16QAM	23790	12RB#6	20.85	PASS
Band17	5MHz	16QAM	23790	12RB#13	20.99	PASS
Band17	5MHz	16QAM	23790	25RB#0	20.85	PASS
Band17	5MHz	QPSK	23825	1RB#0	22.95	PASS
Band17	5MHz	QPSK	23825	1RB#12	22.89	PASS
Band17	5MHz	QPSK	23825	1RB#24	22.80	PASS
Band17	5MHz	QPSK	23825	12RB#0	21.93	PASS
Band17	5MHz	QPSK	23825	12RB#6	21.88	PASS
Band17	5MHz	QPSK	23825	12RB#13	21.83	PASS
Band17	5MHz	QPSK	23825	25RB#0	21.88	PASS
Band17	5MHz	16QAM	23825	1RB#0	21.89	PASS
Band17	5MHz	16QAM	23825	1RB#12	21.83	PASS
Band17	5MHz	16QAM	23825	1RB#24	21.85	PASS
Band17	5MHz	16QAM	23825	12RB#0	20.88	PASS
Band17	5MHz	16QAM	23825	12RB#6	20.91	PASS
Band17	5MHz	16QAM	23825	12RB#13	20.82	PASS
Band17	5MHz	16QAM	23825	25RB#0	20.88	PASS
Band17	10MHz	QPSK	23780	1RB#0	22.93	PASS
Band17	10MHz	QPSK	23780	1RB#24	22.82	PASS
Band17	10MHz	QPSK	23780	1RB#49	22.75	PASS
Band17	10MHz	QPSK	23780	25RB#0	21.90	PASS
Band17	10MHz	QPSK	23780	25RB#12	21.94	PASS
Band17	10MHz	QPSK	23780	25RB#25	21.90	PASS
Band17	10MHz	QPSK	23780	50RB#0	21.89	PASS
Band17	10MHz	16QAM	23780	1RB#0	21.92	PASS
Band17	10MHz	16QAM	23780	1RB#24	21.93	PASS
Band17	10MHz	16QAM	23780	1RB#49	21.76	PASS
Band17	10MHz	16QAM	23780	25RB#0	20.94	PASS
Band17	10MHz	16QAM	23780	25RB#12	20.91	PASS
Band17	10MHz	16QAM	23780	25RB#25	20.88	PASS
Band17	10MHz	16QAM	23780	50RB#0	20.89	PASS
Band17	10MHz	QPSK	23790	1RB#0	22.90	PASS
Band17	10MHz	QPSK	23790	1RB#24	22.89	PASS
Band17	10MHz	QPSK	23790	1RB#49	22.76	PASS
Band17	10MHz	QPSK	23790	25RB#0	21.89	PASS
Band17	10MHz	QPSK	23790	25RB#12	21.83	PASS

Band17	10MHz	QPSK	23790	25RB#25	21.88	PASS
Band17	10MHz	QPSK	23790	50RB#0	21.90	PASS
Band17	10MHz	16QAM	23790	1RB#0	21.85	PASS
Band17	10MHz	16QAM	23790	1RB#24	21.85	PASS
Band17	10MHz	16QAM	23790	1RB#49	21.70	PASS
Band17	10MHz	16QAM	23790	25RB#0	20.91	PASS
Band17	10MHz	16QAM	23790	25RB#12	20.85	PASS
Band17	10MHz	16QAM	23790	25RB#25	20.90	PASS
Band17	10MHz	16QAM	23790	50RB#0	20.89	PASS
Band17	10MHz	QPSK	23800	1RB#0	**22.97**	PASS
Band17	10MHz	QPSK	23800	1RB#24	22.92	PASS
Band17	10MHz	QPSK	23800	1RB#49	22.76	PASS
Band17	10MHz	QPSK	23800	25RB#0	21.84	PASS
Band17	10MHz	QPSK	23800	25RB#12	21.85	PASS
Band17	10MHz	QPSK	23800	25RB#25	21.92	PASS
Band17	10MHz	QPSK	23800	50RB#0	21.84	PASS
Band17	10MHz	16QAM	23800	1RB#0	21.91	PASS
Band17	10MHz	16QAM	23800	1RB#24	21.81	PASS
Band17	10MHz	16QAM	23800	1RB#49	21.75	PASS
Band17	10MHz	16QAM	23800	25RB#0	20.90	PASS
Band17	10MHz	16QAM	23800	25RB#12	20.89	PASS
Band17	10MHz	16QAM	23800	25RB#25	20.89	PASS
Band17	10MHz	16QAM	23800	50RB#0	20.86	PASS

TDD-LTE Band 41

Band	Bandwidth	Modulation	Channel	RB Configuration	Result(dBm)	Verdict
Band41	5MHz	QPSK	39675	1RB#0	22.50	PASS
Band41	5MHz	QPSK	39675	1RB#12	22.59	PASS
Band41	5MHz	QPSK	39675	1RB#24	22.45	PASS
Band41	5MHz	QPSK	39675	12RB#0	21.50	PASS
Band41	5MHz	QPSK	39675	12RB#6	21.49	PASS
Band41	5MHz	QPSK	39675	12RB#13	21.46	PASS
Band41	5MHz	QPSK	39675	25RB#0	21.43	PASS
Band41	5MHz	16QAM	39675	1RB#0	21.49	PASS
Band41	5MHz	16QAM	39675	1RB#12	21.58	PASS
Band41	5MHz	16QAM	39675	1RB#24	21.38	PASS
Band41	5MHz	16QAM	39675	12RB#0	20.43	PASS
Band41	5MHz	16QAM	39675	12RB#6	20.50	PASS
Band41	5MHz	16QAM	39675	12RB#13	20.39	PASS
Band41	5MHz	16QAM	39675	25RB#0	20.43	PASS

Band41	5MHz	QPSK	40620	1RB#0	22.53	PASS
Band41	5MHz	QPSK	40620	1RB#12	22.63	PASS
Band41	5MHz	QPSK	40620	1RB#24	22.57	PASS
Band41	5MHz	QPSK	40620	12RB#0	21.51	PASS
Band41	5MHz	QPSK	40620	12RB#6	21.53	PASS
Band41	5MHz	QPSK	40620	12RB#13	21.59	PASS
Band41	5MHz	QPSK	40620	25RB#0	21.50	PASS
Band41	5MHz	16QAM	40620	1RB#0	21.51	PASS
Band41	5MHz	16QAM	40620	1RB#12	21.53	PASS
Band41	5MHz	16QAM	40620	1RB#24	21.47	PASS
Band41	5MHz	16QAM	40620	12RB#0	20.59	PASS
Band41	5MHz	16QAM	40620	12RB#6	20.58	PASS
Band41	5MHz	16QAM	40620	12RB#13	20.60	PASS
Band41	5MHz	16QAM	40620	25RB#0	20.54	PASS
Band41	5MHz	QPSK	41565	1RB#0	22.54	PASS
Band41	5MHz	QPSK	41565	1RB#12	22.58	PASS
Band41	5MHz	QPSK	41565	1RB#24	22.59	PASS
Band41	5MHz	QPSK	41565	12RB#0	21.52	PASS
Band41	5MHz	QPSK	41565	12RB#6	21.54	PASS
Band41	5MHz	QPSK	41565	12RB#13	21.61	PASS
Band41	5MHz	QPSK	41565	25RB#0	21.64	PASS
Band41	5MHz	16QAM	41565	1RB#0	21.50	PASS
Band41	5MHz	16QAM	41565	1RB#12	21.53	PASS
Band41	5MHz	16QAM	41565	1RB#24	21.50	PASS
Band41	5MHz	16QAM	41565	12RB#0	20.49	PASS
Band41	5MHz	16QAM	41565	12RB#6	20.52	PASS
Band41	5MHz	16QAM	41565	12RB#13	20.52	PASS
Band41	5MHz	16QAM	41565	25RB#0	20.63	PASS
Band41	10MHz	QPSK	39700	1RB#0	22.45	PASS
Band41	10MHz	QPSK	39700	1RB#24	22.47	PASS
Band41	10MHz	QPSK	39700	1RB#49	22.48	PASS
Band41	10MHz	QPSK	39700	25RB#0	21.52	PASS
Band41	10MHz	QPSK	39700	25RB#12	21.54	PASS
Band41	10MHz	QPSK	39700	25RB#25	21.46	PASS
Band41	10MHz	QPSK	39700	50RB#0	21.44	PASS
Band41	10MHz	16QAM	39700	1RB#0	21.58	PASS
Band41	10MHz	16QAM	39700	1RB#24	21.62	PASS
Band41	10MHz	16QAM	39700	1RB#49	21.61	PASS
Band41	10MHz	16QAM	39700	25RB#0	20.46	PASS
Band41	10MHz	16QAM	39700	25RB#12	20.51	PASS
Band41	10MHz	16QAM	39700	25RB#25	20.48	PASS
Band41	10MHz	16QAM	39700	50RB#0	20.45	PASS

Band41	10MHz	QPSK	40620	1RB#0	22.57	PASS
Band41	10MHz	QPSK	40620	1RB#24	22.67	PASS
Band41	10MHz	QPSK	40620	1RB#49	22.55	PASS
Band41	10MHz	QPSK	40620	25RB#0	21.44	PASS
Band41	10MHz	QPSK	40620	25RB#12	21.51	PASS
Band41	10MHz	QPSK	40620	25RB#25	21.60	PASS
Band41	10MHz	QPSK	40620	50RB#0	21.53	PASS
Band41	10MHz	16QAM	40620	1RB#0	21.51	PASS
Band41	10MHz	16QAM	40620	1RB#24	21.50	PASS
Band41	10MHz	16QAM	40620	1RB#49	21.55	PASS
Band41	10MHz	16QAM	40620	25RB#0	20.62	PASS
Band41	10MHz	16QAM	40620	25RB#12	20.52	PASS
Band41	10MHz	16QAM	40620	25RB#25	20.62	PASS
Band41	10MHz	16QAM	40620	50RB#0	20.55	PASS
Band41	10MHz	QPSK	41540	1RB#0	22.52	PASS
Band41	10MHz	QPSK	41540	1RB#24	22.63	PASS
Band41	10MHz	QPSK	41540	1RB#49	22.61	PASS
Band41	10MHz	QPSK	41540	25RB#0	21.53	PASS
Band41	10MHz	QPSK	41540	25RB#12	21.56	PASS
Band41	10MHz	QPSK	41540	25RB#25	21.68	PASS
Band41	10MHz	QPSK	41540	50RB#0	21.67	PASS
Band41	10MHz	16QAM	41540	1RB#0	21.47	PASS
Band41	10MHz	16QAM	41540	1RB#24	21.48	PASS
Band41	10MHz	16QAM	41540	1RB#49	21.52	PASS
Band41	10MHz	16QAM	41540	25RB#0	20.51	PASS
Band41	10MHz	16QAM	41540	25RB#12	20.52	PASS
Band41	10MHz	16QAM	41540	25RB#25	20.67	PASS
Band41	10MHz	16QAM	41540	50RB#0	20.63	PASS
Band41	15MHz	QPSK	39725	1RB#0	22.29	PASS
Band41	15MHz	QPSK	39725	1RB#38	22.22	PASS
Band41	15MHz	QPSK	39725	1RB#74	22.33	PASS
Band41	15MHz	QPSK	39725	38RB#0	21.44	PASS
Band41	15MHz	QPSK	39725	38RB#18	21.38	PASS
Band41	15MHz	QPSK	39725	38RB#37	21.31	PASS
Band41	15MHz	QPSK	39725	75RB#0	21.44	PASS
Band41	15MHz	16QAM	39725	1RB#0	21.39	PASS
Band41	15MHz	16QAM	39725	1RB#38	21.30	PASS
Band41	15MHz	16QAM	39725	1RB#74	21.22	PASS
Band41	15MHz	16QAM	39725	38RB#0	21.42	PASS
Band41	15MHz	16QAM	39725	38RB#18	21.29	PASS
Band41	15MHz	16QAM	39725	38RB#37	21.31	PASS
Band41	15MHz	16QAM	39725	75RB#0	20.35	PASS

Band41	15MHz	QPSK	40620	1RB#0	22.39	PASS
Band41	15MHz	QPSK	40620	1RB#38	22.38	PASS
Band41	15MHz	QPSK	40620	1RB#74	22.45	PASS
Band41	15MHz	QPSK	40620	38RB#0	21.44	PASS
Band41	15MHz	QPSK	40620	38RB#18	21.43	PASS
Band41	15MHz	QPSK	40620	38RB#37	21.41	PASS
Band41	15MHz	QPSK	40620	75RB#0	21.42	PASS
Band41	15MHz	16QAM	40620	1RB#0	21.34	PASS
Band41	15MHz	16QAM	40620	1RB#38	21.38	PASS
Band41	15MHz	16QAM	40620	1RB#74	21.38	PASS
Band41	15MHz	16QAM	40620	38RB#0	21.43	PASS
Band41	15MHz	16QAM	40620	38RB#18	21.44	PASS
Band41	15MHz	16QAM	40620	38RB#37	21.43	PASS
Band41	15MHz	16QAM	40620	75RB#0	20.45	PASS
Band41	15MHz	QPSK	41515	1RB#0	22.32	PASS
Band41	15MHz	QPSK	41515	1RB#38	22.40	PASS
Band41	15MHz	QPSK	41515	1RB#74	22.46	PASS
Band41	15MHz	QPSK	41515	38RB#0	21.57	PASS
Band41	15MHz	QPSK	41515	38RB#18	21.57	PASS
Band41	15MHz	QPSK	41515	38RB#37	21.53	PASS
Band41	15MHz	QPSK	41515	75RB#0	21.38	PASS
Band41	15MHz	16QAM	41515	1RB#0	21.47	PASS
Band41	15MHz	16QAM	41515	1RB#38	21.37	PASS
Band41	15MHz	16QAM	41515	1RB#74	21.27	PASS
Band41	15MHz	16QAM	41515	38RB#0	21.54	PASS
Band41	15MHz	16QAM	41515	38RB#18	21.42	PASS
Band41	15MHz	16QAM	41515	38RB#37	21.53	PASS
Band41	15MHz	16QAM	41515	75RB#0	20.37	PASS
Band41	20MHz	QPSK	39750	1RB#0	22.26	PASS
Band41	20MHz	QPSK	39750	1RB#49	22.32	PASS
Band41	20MHz	QPSK	39750	1RB#99	22.28	PASS
Band41	20MHz	QPSK	39750	50RB#0	21.38	PASS
Band41	20MHz	QPSK	39750	50RB#25	21.36	PASS
Band41	20MHz	QPSK	39750	50RB#50	21.34	PASS
Band41	20MHz	QPSK	39750	100RB#0	21.33	PASS
Band41	20MHz	16QAM	39750	1RB#0	21.14	PASS
Band41	20MHz	16QAM	39750	1RB#49	21.31	PASS
Band41	20MHz	16QAM	39750	1RB#99	21.17	PASS
Band41	20MHz	16QAM	39750	50RB#0	20.36	PASS
Band41	20MHz	16QAM	39750	50RB#25	20.39	PASS
Band41	20MHz	16QAM	39750	50RB#50	20.33	PASS
Band41	20MHz	16QAM	39750	100RB#0	20.32	PASS

Band41	20MHz	QPSK	40620	1RB#0	22.38	PASS
Band41	20MHz	QPSK	40620	1RB#49	22.38	PASS
Band41	20MHz	QPSK	40620	1RB#99	22.40	PASS
Band41	20MHz	QPSK	40620	50RB#0	21.39	PASS
Band41	20MHz	QPSK	40620	50RB#25	21.40	PASS
Band41	20MHz	QPSK	40620	50RB#50	21.47	PASS
Band41	20MHz	QPSK	40620	100RB#0	21.39	PASS
Band41	20MHz	16QAM	40620	1RB#0	21.50	PASS
Band41	20MHz	16QAM	40620	1RB#49	21.41	PASS
Band41	20MHz	16QAM	40620	1RB#99	21.39	PASS
Band41	20MHz	16QAM	40620	50RB#0	20.45	PASS
Band41	20MHz	16QAM	40620	50RB#25	20.45	PASS
Band41	20MHz	16QAM	40620	50RB#50	20.45	PASS
Band41	20MHz	16QAM	40620	100RB#0	20.44	PASS
Band41	20MHz	QPSK	41490	1RB#0	22.38	PASS
Band41	20MHz	QPSK	41490	1RB#49	22.47	PASS
Band41	20MHz	QPSK	41490	1RB#99	**22.73**	PASS
Band41	20MHz	QPSK	41490	50RB#0	21.43	PASS
Band41	20MHz	QPSK	41490	50RB#25	21.38	PASS
Band41	20MHz	QPSK	41490	50RB#50	21.50	PASS
Band41	20MHz	QPSK	41490	100RB#0	21.40	PASS
Band41	20MHz	16QAM	41490	1RB#0	21.43	PASS
Band41	20MHz	16QAM	41490	1RB#49	21.31	PASS
Band41	20MHz	16QAM	41490	1RB#99	21.45	PASS
Band41	20MHz	16QAM	41490	50RB#0	20.42	PASS
Band41	20MHz	16QAM	41490	50RB#25	20.42	PASS
Band41	20MHz	16QAM	41490	50RB#50	20.49	PASS
Band41	20MHz	16QAM	41490	100RB#0	20.41	PASS

Sensor ON(P2):

FDD-LTE Band 2

Band	Bandwidth	Modulation	Channel	RB Configuration	Result(dBm)	Verdict
Band2	1.4MHz	QPSK	18607	1RB#0	18.03	PASS
Band2	1.4MHz	QPSK	18607	1RB#2	18.02	PASS
Band2	1.4MHz	QPSK	18607	1RB#5	18.00	PASS
Band2	1.4MHz	QPSK	18607	3RB#0	18.08	PASS
Band2	1.4MHz	QPSK	18607	3RB#1	18.10	PASS
Band2	1.4MHz	QPSK	18607	3RB#3	18.10	PASS
Band2	1.4MHz	QPSK	18607	6RB#0	18.07	PASS
Band2	1.4MHz	16QAM	18607	1RB#0	17.94	PASS
Band2	1.4MHz	16QAM	18607	1RB#2	18.04	PASS
Band2	1.4MHz	16QAM	18607	1RB#5	17.94	PASS
Band2	1.4MHz	16QAM	18607	3RB#0	18.09	PASS
Band2	1.4MHz	16QAM	18607	3RB#1	18.11	PASS
Band2	1.4MHz	16QAM	18607	3RB#3	18.09	PASS
Band2	1.4MHz	16QAM	18607	6RB#0	18.14	PASS
Band2	1.4MHz	QPSK	18900	1RB#0	17.88	PASS
Band2	1.4MHz	QPSK	18900	1RB#2	17.89	PASS
Band2	1.4MHz	QPSK	18900	1RB#5	17.86	PASS
Band2	1.4MHz	QPSK	18900	3RB#0	17.91	PASS
Band2	1.4MHz	QPSK	18900	3RB#1	17.90	PASS
Band2	1.4MHz	QPSK	18900	3RB#3	17.89	PASS
Band2	1.4MHz	QPSK	18900	6RB#0	17.92	PASS
Band2	1.4MHz	16QAM	18900	1RB#0	17.83	PASS
Band2	1.4MHz	16QAM	18900	1RB#2	17.98	PASS
Band2	1.4MHz	16QAM	18900	1RB#5	17.85	PASS
Band2	1.4MHz	16QAM	18900	3RB#0	18.01	PASS
Band2	1.4MHz	16QAM	18900	3RB#1	17.83	PASS
Band2	1.4MHz	16QAM	18900	3RB#3	17.88	PASS
Band2	1.4MHz	16QAM	18900	6RB#0	17.88	PASS
Band2	1.4MHz	QPSK	19193	1RB#0	17.59	PASS
Band2	1.4MHz	QPSK	19193	1RB#2	17.62	PASS
Band2	1.4MHz	QPSK	19193	1RB#5	17.58	PASS
Band2	1.4MHz	QPSK	19193	3RB#0	17.69	PASS
Band2	1.4MHz	QPSK	19193	3RB#1	17.66	PASS
Band2	1.4MHz	QPSK	19193	3RB#3	17.68	PASS
Band2	1.4MHz	QPSK	19193	6RB#0	17.64	PASS
Band2	1.4MHz	16QAM	19193	1RB#0	17.44	PASS
Band2	1.4MHz	16QAM	19193	1RB#2	17.54	PASS
Band2	1.4MHz	16QAM	19193	1RB#5	17.50	PASS

Band2	1.4MHz	16QAM	19193	3RB#0	17.61	PASS
Band2	1.4MHz	16QAM	19193	3RB#1	17.60	PASS
Band2	1.4MHz	16QAM	19193	3RB#3	17.75	PASS
Band2	1.4MHz	16QAM	19193	6RB#0	17.52	PASS
Band2	3MHz	QPSK	18615	1RB#0	18.05	PASS
Band2	3MHz	QPSK	18615	1RB#8	18.14	PASS
Band2	3MHz	QPSK	18615	1RB#14	18.07	PASS
Band2	3MHz	QPSK	18615	8RB#0	18.11	PASS
Band2	3MHz	QPSK	18615	8RB#4	18.13	PASS
Band2	3MHz	QPSK	18615	8RB#7	18.15	PASS
Band2	3MHz	QPSK	18615	15RB#0	18.17	PASS
Band2	3MHz	16QAM	18615	1RB#0	18.17	PASS
Band2	3MHz	16QAM	18615	1RB#8	18.15	PASS
Band2	3MHz	16QAM	18615	1RB#14	18.08	PASS
Band2	3MHz	16QAM	18615	8RB#0	18.12	PASS
Band2	3MHz	16QAM	18615	8RB#4	18.12	PASS
Band2	3MHz	16QAM	18615	8RB#7	18.09	PASS
Band2	3MHz	16QAM	18615	15RB#0	18.14	PASS
Band2	3MHz	QPSK	18900	1RB#0	17.93	PASS
Band2	3MHz	QPSK	18900	1RB#8	17.98	PASS
Band2	3MHz	QPSK	18900	1RB#14	17.85	PASS
Band2	3MHz	QPSK	18900	8RB#0	17.97	PASS
Band2	3MHz	QPSK	18900	8RB#4	17.96	PASS
Band2	3MHz	QPSK	18900	8RB#7	17.91	PASS
Band2	3MHz	QPSK	18900	15RB#0	17.97	PASS
Band2	3MHz	16QAM	18900	1RB#0	17.83	PASS
Band2	3MHz	16QAM	18900	1RB#8	17.83	PASS
Band2	3MHz	16QAM	18900	1RB#14	17.76	PASS
Band2	3MHz	16QAM	18900	8RB#0	17.93	PASS
Band2	3MHz	16QAM	18900	8RB#4	17.94	PASS
Band2	3MHz	16QAM	18900	8RB#7	17.90	PASS
Band2	3MHz	16QAM	18900	15RB#0	17.95	PASS
Band2	3MHz	QPSK	19185	1RB#0	17.68	PASS
Band2	3MHz	QPSK	19185	1RB#8	17.72	PASS
Band2	3MHz	QPSK	19185	1RB#14	17.67	PASS
Band2	3MHz	QPSK	19185	8RB#0	17.71	PASS
Band2	3MHz	QPSK	19185	8RB#4	17.69	PASS
Band2	3MHz	QPSK	19185	8RB#7	17.74	PASS
Band2	3MHz	QPSK	19185	15RB#0	17.76	PASS
Band2	3MHz	16QAM	19185	1RB#0	17.69	PASS
Band2	3MHz	16QAM	19185	1RB#8	17.62	PASS
Band2	3MHz	16QAM	19185	1RB#14	17.64	PASS

Band2	3MHz	16QAM	19185	8RB#0	17.75	PASS
Band2	3MHz	16QAM	19185	8RB#4	17.81	PASS
Band2	3MHz	16QAM	19185	8RB#7	17.69	PASS
Band2	3MHz	16QAM	19185	15RB#0	17.70	PASS
Band2	5MHz	QPSK	18625	1RB#0	18.09	PASS
Band2	5MHz	QPSK	18625	1RB#12	18.17	PASS
Band2	5MHz	QPSK	18625	1RB#24	18.08	PASS
Band2	5MHz	QPSK	18625	12RB#0	18.12	PASS
Band2	5MHz	QPSK	18625	12RB#6	18.13	PASS
Band2	5MHz	QPSK	18625	12RB#13	18.16	PASS
Band2	5MHz	QPSK	18625	25RB#0	18.13	PASS
Band2	5MHz	16QAM	18625	1RB#0	17.95	PASS
Band2	5MHz	16QAM	18625	1RB#12	18.15	PASS
Band2	5MHz	16QAM	18625	1RB#24	18.10	PASS
Band2	5MHz	16QAM	18625	12RB#0	18.18	PASS
Band2	5MHz	16QAM	18625	12RB#6	18.12	PASS
Band2	5MHz	16QAM	18625	12RB#13	18.07	PASS
Band2	5MHz	16QAM	18625	25RB#0	18.11	PASS
Band2	5MHz	QPSK	18900	1RB#0	17.94	PASS
Band2	5MHz	QPSK	18900	1RB#12	17.98	PASS
Band2	5MHz	QPSK	18900	1RB#24	17.92	PASS
Band2	5MHz	QPSK	18900	12RB#0	18.01	PASS
Band2	5MHz	QPSK	18900	12RB#6	18.00	PASS
Band2	5MHz	QPSK	18900	12RB#13	17.95	PASS
Band2	5MHz	QPSK	18900	25RB#0	17.96	PASS
Band2	5MHz	16QAM	18900	1RB#0	17.99	PASS
Band2	5MHz	16QAM	18900	1RB#12	17.97	PASS
Band2	5MHz	16QAM	18900	1RB#24	18.15	PASS
Band2	5MHz	16QAM	18900	12RB#0	18.10	PASS
Band2	5MHz	16QAM	18900	12RB#6	17.99	PASS
Band2	5MHz	16QAM	18900	12RB#13	17.98	PASS
Band2	5MHz	16QAM	18900	25RB#0	17.97	PASS
Band2	5MHz	QPSK	19175	1RB#0	17.69	PASS
Band2	5MHz	QPSK	19175	1RB#12	17.70	PASS
Band2	5MHz	QPSK	19175	1RB#24	17.75	PASS
Band2	5MHz	QPSK	19175	12RB#0	17.71	PASS
Band2	5MHz	QPSK	19175	12RB#6	17.70	PASS
Band2	5MHz	QPSK	19175	12RB#13	17.74	PASS
Band2	5MHz	QPSK	19175	25RB#0	17.77	PASS
Band2	5MHz	16QAM	19175	1RB#0	17.57	PASS
Band2	5MHz	16QAM	19175	1RB#12	17.73	PASS
Band2	5MHz	16QAM	19175	1RB#24	17.55	PASS

Band2	5MHz	16QAM	19175	12RB#0	17.72	PASS
Band2	5MHz	16QAM	19175	12RB#6	17.80	PASS
Band2	5MHz	16QAM	19175	12RB#13	17.76	PASS
Band2	5MHz	16QAM	19175	25RB#0	17.74	PASS
Band2	10MHz	QPSK	18650	1RB#0	18.13	PASS
Band2	10MHz	QPSK	18650	1RB#24	18.20	PASS
Band2	10MHz	QPSK	18650	1RB#49	18.09	PASS
Band2	10MHz	QPSK	18650	25RB#0	18.22	PASS
Band2	10MHz	QPSK	18650	25RB#12	18.20	PASS
Band2	10MHz	QPSK	18650	25RB#25	18.20	PASS
Band2	10MHz	QPSK	18650	50RB#0	18.18	PASS
Band2	10MHz	16QAM	18650	1RB#0	18.09	PASS
Band2	10MHz	16QAM	18650	1RB#24	18.11	PASS
Band2	10MHz	16QAM	18650	1RB#49	18.09	PASS
Band2	10MHz	16QAM	18650	25RB#0	18.20	PASS
Band2	10MHz	16QAM	18650	25RB#12	18.21	PASS
Band2	10MHz	16QAM	18650	25RB#25	18.19	PASS
Band2	10MHz	16QAM	18650	50RB#0	18.19	PASS
Band2	10MHz	QPSK	18900	1RB#0	18.05	PASS
Band2	10MHz	QPSK	18900	1RB#24	18.00	PASS
Band2	10MHz	QPSK	18900	1RB#49	17.95	PASS
Band2	10MHz	QPSK	18900	25RB#0	17.99	PASS
Band2	10MHz	QPSK	18900	25RB#12	18.00	PASS
Band2	10MHz	QPSK	18900	25RB#25	18.00	PASS
Band2	10MHz	QPSK	18900	50RB#0	18.00	PASS
Band2	10MHz	16QAM	18900	1RB#0	18.06	PASS
Band2	10MHz	16QAM	18900	1RB#24	17.85	PASS
Band2	10MHz	16QAM	18900	1RB#49	17.92	PASS
Band2	10MHz	16QAM	18900	25RB#0	17.98	PASS
Band2	10MHz	16QAM	18900	25RB#12	17.98	PASS
Band2	10MHz	16QAM	18900	25RB#25	18.02	PASS
Band2	10MHz	16QAM	18900	50RB#0	18.01	PASS
Band2	10MHz	QPSK	19150	1RB#0	17.80	PASS
Band2	10MHz	QPSK	19150	1RB#24	17.79	PASS
Band2	10MHz	QPSK	19150	1RB#49	17.72	PASS
Band2	10MHz	QPSK	19150	25RB#0	17.84	PASS
Band2	10MHz	QPSK	19150	25RB#12	17.83	PASS
Band2	10MHz	QPSK	19150	25RB#25	17.81	PASS
Band2	10MHz	QPSK	19150	50RB#0	17.83	PASS
Band2	10MHz	16QAM	19150	1RB#0	17.89	PASS
Band2	10MHz	16QAM	19150	1RB#24	17.67	PASS
Band2	10MHz	16QAM	19150	1RB#49	17.78	PASS

Band2	10MHz	16QAM	19150	25RB#0	17.84	PASS
Band2	10MHz	16QAM	19150	25RB#12	17.83	PASS
Band2	10MHz	16QAM	19150	25RB#25	17.78	PASS
Band2	10MHz	16QAM	19150	50RB#0	17.78	PASS
Band2	15MHz	QPSK	18675	1RB#0	17.99	PASS
Band2	15MHz	QPSK	18675	1RB#38	17.91	PASS
Band2	15MHz	QPSK	18675	1RB#74	17.95	PASS
Band2	15MHz	QPSK	18675	38RB#0	18.02	PASS
Band2	15MHz	QPSK	18675	38RB#18	18.01	PASS
Band2	15MHz	QPSK	18675	38RB#37	18.03	PASS
Band2	15MHz	QPSK	18675	75RB#0	18.00	PASS
Band2	15MHz	16QAM	18675	1RB#0	18.01	PASS
Band2	15MHz	16QAM	18675	1RB#38	17.98	PASS
Band2	15MHz	16QAM	18675	1RB#74	17.96	PASS
Band2	15MHz	16QAM	18675	38RB#0	18.03	PASS
Band2	15MHz	16QAM	18675	38RB#18	18.05	PASS
Band2	15MHz	16QAM	18675	38RB#37	18.01	PASS
Band2	15MHz	16QAM	18675	75RB#0	18.03	PASS
Band2	15MHz	QPSK	18900	1RB#0	17.85	PASS
Band2	15MHz	QPSK	18900	1RB#38	17.75	PASS
Band2	15MHz	QPSK	18900	1RB#74	17.65	PASS
Band2	15MHz	QPSK	18900	38RB#0	17.83	PASS
Band2	15MHz	QPSK	18900	38RB#18	17.87	PASS
Band2	15MHz	QPSK	18900	38RB#37	17.88	PASS
Band2	15MHz	QPSK	18900	75RB#0	17.90	PASS
Band2	15MHz	16QAM	18900	1RB#0	17.79	PASS
Band2	15MHz	16QAM	18900	1RB#38	17.86	PASS
Band2	15MHz	16QAM	18900	1RB#74	17.66	PASS
Band2	15MHz	16QAM	18900	38RB#0	17.85	PASS
Band2	15MHz	16QAM	18900	38RB#18	17.86	PASS
Band2	15MHz	16QAM	18900	38RB#37	17.88	PASS
Band2	15MHz	16QAM	18900	75RB#0	17.91	PASS
Band2	15MHz	QPSK	19125	1RB#0	17.76	PASS
Band2	15MHz	QPSK	19125	1RB#38	17.65	PASS
Band2	15MHz	QPSK	19125	1RB#74	17.50	PASS
Band2	15MHz	QPSK	19125	38RB#0	17.73	PASS
Band2	15MHz	QPSK	19125	38RB#18	17.73	PASS
Band2	15MHz	QPSK	19125	38RB#37	17.74	PASS
Band2	15MHz	QPSK	19125	75RB#0	17.73	PASS
Band2	15MHz	16QAM	19125	1RB#0	17.82	PASS
Band2	15MHz	16QAM	19125	1RB#38	17.62	PASS
Band2	15MHz	16QAM	19125	1RB#74	17.68	PASS

Band2	15MHz	16QAM	19125	38RB#0	17.74	PASS
Band2	15MHz	16QAM	19125	38RB#18	17.73	PASS
Band2	15MHz	16QAM	19125	38RB#37	17.73	PASS
Band2	15MHz	16QAM	19125	75RB#0	17.73	PASS
Band2	20MHz	QPSK	18700	1RB#0	**18.23**	PASS
Band2	20MHz	QPSK	18700	1RB#49	17.95	PASS
Band2	20MHz	QPSK	18700	1RB#99	17.80	PASS
Band2	20MHz	QPSK	18700	50RB#0	18.06	PASS
Band2	20MHz	QPSK	18700	50RB#25	18.07	PASS
Band2	20MHz	QPSK	18700	50RB#50	18.01	PASS
Band2	20MHz	QPSK	18700	100RB#0	18.07	PASS
Band2	20MHz	16QAM	18700	1RB#0	18.03	PASS
Band2	20MHz	16QAM	18700	1RB#49	18.10	PASS
Band2	20MHz	16QAM	18700	1RB#99	17.86	PASS
Band2	20MHz	16QAM	18700	50RB#0	18.07	PASS
Band2	20MHz	16QAM	18700	50RB#25	18.12	PASS
Band2	20MHz	16QAM	18700	50RB#50	18.00	PASS
Band2	20MHz	16QAM	18700	100RB#0	18.06	PASS
Band2	20MHz	QPSK	18900	1RB#0	17.85	PASS
Band2	20MHz	QPSK	18900	1RB#49	17.76	PASS
Band2	20MHz	QPSK	18900	1RB#99	17.66	PASS
Band2	20MHz	QPSK	18900	50RB#0	17.92	PASS
Band2	20MHz	QPSK	18900	50RB#25	17.90	PASS
Band2	20MHz	QPSK	18900	50RB#50	17.86	PASS
Band2	20MHz	QPSK	18900	100RB#0	17.89	PASS
Band2	20MHz	16QAM	18900	1RB#0	17.94	PASS
Band2	20MHz	16QAM	18900	1RB#49	17.86	PASS
Band2	20MHz	16QAM	18900	1RB#99	17.87	PASS
Band2	20MHz	16QAM	18900	50RB#0	17.93	PASS
Band2	20MHz	16QAM	18900	50RB#25	17.89	PASS
Band2	20MHz	16QAM	18900	50RB#50	17.83	PASS
Band2	20MHz	16QAM	18900	100RB#0	17.90	PASS
Band2	20MHz	QPSK	19100	1RB#0	17.83	PASS
Band2	20MHz	QPSK	19100	1RB#49	17.73	PASS
Band2	20MHz	QPSK	19100	1RB#99	17.59	PASS
Band2	20MHz	QPSK	19100	50RB#0	17.78	PASS
Band2	20MHz	QPSK	19100	50RB#25	17.80	PASS
Band2	20MHz	QPSK	19100	50RB#50	17.70	PASS
Band2	20MHz	QPSK	19100	100RB#0	17.72	PASS
Band2	20MHz	16QAM	19100	1RB#0	17.84	PASS
Band2	20MHz	16QAM	19100	1RB#49	17.62	PASS
Band2	20MHz	16QAM	19100	1RB#99	17.54	PASS

Band2	20MHz	16QAM	19100	50RB#0	17.80	PASS
Band2	20MHz	16QAM	19100	50RB#25	17.78	PASS
Band2	20MHz	16QAM	19100	50RB#50	17.72	PASS
Band2	20MHz	16QAM	19100	100RB#0	17.71	PASS

FDD-LTE Band 4

Band	Bandwidth	Modulation	Channel	RB Configuration	Result(dBm)	Verdict
Band4	1.4MHz	QPSK	19957	1RB#0	18.43	PASS
Band4	1.4MHz	QPSK	19957	1RB#2	18.49	PASS
Band4	1.4MHz	QPSK	19957	1RB#5	18.41	PASS
Band4	1.4MHz	QPSK	19957	3RB#0	18.47	PASS
Band4	1.4MHz	QPSK	19957	3RB#1	18.49	PASS
Band4	1.4MHz	QPSK	19957	3RB#3	18.48	PASS
Band4	1.4MHz	QPSK	19957	6RB#0	18.43	PASS
Band4	1.4MHz	16QAM	19957	1RB#0	18.52	PASS
Band4	1.4MHz	16QAM	19957	1RB#2	18.47	PASS
Band4	1.4MHz	16QAM	19957	1RB#5	18.30	PASS
Band4	1.4MHz	16QAM	19957	3RB#0	18.61	PASS
Band4	1.4MHz	16QAM	19957	3RB#1	18.57	PASS
Band4	1.4MHz	16QAM	19957	3RB#3	18.56	PASS
Band4	1.4MHz	16QAM	19957	6RB#0	18.52	PASS
Band4	1.4MHz	QPSK	20175	1RB#0	18.21	PASS
Band4	1.4MHz	QPSK	20175	1RB#2	18.34	PASS
Band4	1.4MHz	QPSK	20175	1RB#5	18.25	PASS
Band4	1.4MHz	QPSK	20175	3RB#0	18.36	PASS
Band4	1.4MHz	QPSK	20175	3RB#1	18.36	PASS
Band4	1.4MHz	QPSK	20175	3RB#3	18.31	PASS
Band4	1.4MHz	QPSK	20175	6RB#0	18.30	PASS
Band4	1.4MHz	16QAM	20175	1RB#0	18.17	PASS
Band4	1.4MHz	16QAM	20175	1RB#2	18.25	PASS
Band4	1.4MHz	16QAM	20175	1RB#5	18.09	PASS
Band4	1.4MHz	16QAM	20175	3RB#0	18.33	PASS
Band4	1.4MHz	16QAM	20175	3RB#1	18.32	PASS
Band4	1.4MHz	16QAM	20175	3RB#3	18.27	PASS
Band4	1.4MHz	16QAM	20175	6RB#0	18.24	PASS
Band4	1.4MHz	QPSK	20393	1RB#0	18.23	PASS
Band4	1.4MHz	QPSK	20393	1RB#2	18.35	PASS
Band4	1.4MHz	QPSK	20393	1RB#5	18.29	PASS
Band4	1.4MHz	QPSK	20393	3RB#0	18.28	PASS
Band4	1.4MHz	QPSK	20393	3RB#1	18.27	PASS
Band4	1.4MHz	QPSK	20393	3RB#3	18.31	PASS

Band4	1.4MHz	QPSK	20393	6RB#0	18.28	PASS
Band4	1.4MHz	16QAM	20393	1RB#0	18.13	PASS
Band4	1.4MHz	16QAM	20393	1RB#2	18.21	PASS
Band4	1.4MHz	16QAM	20393	1RB#5	18.19	PASS
Band4	1.4MHz	16QAM	20393	3RB#0	18.36	PASS
Band4	1.4MHz	16QAM	20393	3RB#1	18.34	PASS
Band4	1.4MHz	16QAM	20393	3RB#3	18.43	PASS
Band4	1.4MHz	16QAM	20393	6RB#0	18.21	PASS
Band4	3MHz	QPSK	19965	1RB#0	18.42	PASS
Band4	3MHz	QPSK	19965	1RB#8	18.52	PASS
Band4	3MHz	QPSK	19965	1RB#14	18.39	PASS
Band4	3MHz	QPSK	19965	8RB#0	18.47	PASS
Band4	3MHz	QPSK	19965	8RB#4	18.53	PASS
Band4	3MHz	QPSK	19965	8RB#7	18.52	PASS
Band4	3MHz	QPSK	19965	15RB#0	18.52	PASS
Band4	3MHz	16QAM	19965	1RB#0	18.25	PASS
Band4	3MHz	16QAM	19965	1RB#8	18.57	PASS
Band4	3MHz	16QAM	19965	1RB#14	18.36	PASS
Band4	3MHz	16QAM	19965	8RB#0	18.53	PASS
Band4	3MHz	16QAM	19965	8RB#4	18.52	PASS
Band4	3MHz	16QAM	19965	8RB#7	18.55	PASS
Band4	3MHz	16QAM	19965	15RB#0	18.54	PASS
Band4	3MHz	QPSK	20175	1RB#0	18.35	PASS
Band4	3MHz	QPSK	20175	1RB#8	18.34	PASS
Band4	3MHz	QPSK	20175	1RB#14	18.24	PASS
Band4	3MHz	QPSK	20175	8RB#0	18.34	PASS
Band4	3MHz	QPSK	20175	8RB#4	18.33	PASS
Band4	3MHz	QPSK	20175	8RB#7	18.36	PASS
Band4	3MHz	QPSK	20175	15RB#0	18.33	PASS
Band4	3MHz	16QAM	20175	1RB#0	18.29	PASS
Band4	3MHz	16QAM	20175	1RB#8	18.40	PASS
Band4	3MHz	16QAM	20175	1RB#14	18.35	PASS
Band4	3MHz	16QAM	20175	8RB#0	18.38	PASS
Band4	3MHz	16QAM	20175	8RB#4	18.35	PASS
Band4	3MHz	16QAM	20175	8RB#7	18.32	PASS
Band4	3MHz	16QAM	20175	15RB#0	18.39	PASS
Band4	3MHz	QPSK	20385	1RB#0	18.31	PASS
Band4	3MHz	QPSK	20385	1RB#8	18.31	PASS
Band4	3MHz	QPSK	20385	1RB#14	18.31	PASS
Band4	3MHz	QPSK	20385	8RB#0	18.37	PASS
Band4	3MHz	QPSK	20385	8RB#4	18.34	PASS
Band4	3MHz	QPSK	20385	8RB#7	18.31	PASS

Band4	3MHz	QPSK	20385	15RB#0	18.36	PASS
Band4	3MHz	16QAM	20385	1RB#0	18.32	PASS
Band4	3MHz	16QAM	20385	1RB#8	18.42	PASS
Band4	3MHz	16QAM	20385	1RB#14	18.31	PASS
Band4	3MHz	16QAM	20385	8RB#0	18.33	PASS
Band4	3MHz	16QAM	20385	8RB#4	18.32	PASS
Band4	3MHz	16QAM	20385	8RB#7	18.33	PASS
Band4	3MHz	16QAM	20385	15RB#0	18.42	PASS
Band4	5MHz	QPSK	19975	1RB#0	18.47	PASS
Band4	5MHz	QPSK	19975	1RB#12	18.49	PASS
Band4	5MHz	QPSK	19975	1RB#24	18.48	PASS
Band4	5MHz	QPSK	19975	12RB#0	18.54	PASS
Band4	5MHz	QPSK	19975	12RB#6	18.53	PASS
Band4	5MHz	QPSK	19975	12RB#13	18.52	PASS
Band4	5MHz	QPSK	19975	25RB#0	18.53	PASS
Band4	5MHz	16QAM	19975	1RB#0	18.62	PASS
Band4	5MHz	16QAM	19975	1RB#12	18.54	PASS
Band4	5MHz	16QAM	19975	1RB#24	18.57	PASS
Band4	5MHz	16QAM	19975	12RB#0	18.60	PASS
Band4	5MHz	16QAM	19975	12RB#6	18.56	PASS
Band4	5MHz	16QAM	19975	12RB#13	18.62	PASS
Band4	5MHz	16QAM	19975	25RB#0	18.55	PASS
Band4	5MHz	QPSK	20175	1RB#0	18.34	PASS
Band4	5MHz	QPSK	20175	1RB#12	18.33	PASS
Band4	5MHz	QPSK	20175	1RB#24	18.26	PASS
Band4	5MHz	QPSK	20175	12RB#0	18.30	PASS
Band4	5MHz	QPSK	20175	12RB#6	18.29	PASS
Band4	5MHz	QPSK	20175	12RB#13	18.33	PASS
Band4	5MHz	QPSK	20175	25RB#0	18.41	PASS
Band4	5MHz	16QAM	20175	1RB#0	18.14	PASS
Band4	5MHz	16QAM	20175	1RB#12	18.38	PASS
Band4	5MHz	16QAM	20175	1RB#24	18.06	PASS
Band4	5MHz	16QAM	20175	12RB#0	18.38	PASS
Band4	5MHz	16QAM	20175	12RB#6	18.38	PASS
Band4	5MHz	16QAM	20175	12RB#13	18.32	PASS
Band4	5MHz	16QAM	20175	25RB#0	18.42	PASS
Band4	5MHz	QPSK	20375	1RB#0	18.32	PASS
Band4	5MHz	QPSK	20375	1RB#12	18.34	PASS
Band4	5MHz	QPSK	20375	1RB#24	18.35	PASS
Band4	5MHz	QPSK	20375	12RB#0	18.32	PASS
Band4	5MHz	QPSK	20375	12RB#6	18.37	PASS
Band4	5MHz	QPSK	20375	12RB#13	18.37	PASS

Band4	5MHz	QPSK	20375	25RB#0	18.33	PASS
Band4	5MHz	16QAM	20375	1RB#0	18.58	PASS
Band4	5MHz	16QAM	20375	1RB#12	18.61	PASS
Band4	5MHz	16QAM	20375	1RB#24	18.49	PASS
Band4	5MHz	16QAM	20375	12RB#0	18.43	PASS
Band4	5MHz	16QAM	20375	12RB#6	18.40	PASS
Band4	5MHz	16QAM	20375	12RB#13	18.40	PASS
Band4	5MHz	16QAM	20375	25RB#0	18.37	PASS
Band4	10MHz	QPSK	20000	1RB#0	18.47	PASS
Band4	10MHz	QPSK	20000	1RB#24	18.50	PASS
Band4	10MHz	QPSK	20000	1RB#49	18.50	PASS
Band4	10MHz	QPSK	20000	25RB#0	18.57	PASS
Band4	10MHz	QPSK	20000	25RB#12	18.61	PASS
Band4	10MHz	QPSK	20000	25RB#25	18.57	PASS
Band4	10MHz	QPSK	20000	50RB#0	18.56	PASS
Band4	10MHz	16QAM	20000	1RB#0	18.40	PASS
Band4	10MHz	16QAM	20000	1RB#24	18.58	PASS
Band4	10MHz	16QAM	20000	1RB#49	18.56	PASS
Band4	10MHz	16QAM	20000	25RB#0	18.63	PASS
Band4	10MHz	16QAM	20000	25RB#12	18.54	PASS
Band4	10MHz	16QAM	20000	25RB#25	18.61	PASS
Band4	10MHz	16QAM	20000	50RB#0	18.63	PASS
Band4	10MHz	QPSK	20175	1RB#0	18.38	PASS
Band4	10MHz	QPSK	20175	1RB#24	18.32	PASS
Band4	10MHz	QPSK	20175	1RB#49	18.16	PASS
Band4	10MHz	QPSK	20175	25RB#0	18.34	PASS
Band4	10MHz	QPSK	20175	25RB#12	18.35	PASS
Band4	10MHz	QPSK	20175	25RB#25	18.28	PASS
Band4	10MHz	QPSK	20175	50RB#0	18.39	PASS
Band4	10MHz	16QAM	20175	1RB#0	18.38	PASS
Band4	10MHz	16QAM	20175	1RB#24	18.29	PASS
Band4	10MHz	16QAM	20175	1RB#49	18.29	PASS
Band4	10MHz	16QAM	20175	25RB#0	18.47	PASS
Band4	10MHz	16QAM	20175	25RB#12	18.41	PASS
Band4	10MHz	16QAM	20175	25RB#25	18.30	PASS
Band4	10MHz	16QAM	20175	50RB#0	18.44	PASS
Band4	10MHz	QPSK	20350	1RB#0	18.22	PASS
Band4	10MHz	QPSK	20350	1RB#24	18.36	PASS
Band4	10MHz	QPSK	20350	1RB#49	18.33	PASS
Band4	10MHz	QPSK	20350	25RB#0	18.28	PASS
Band4	10MHz	QPSK	20350	25RB#12	18.33	PASS
Band4	10MHz	QPSK	20350	25RB#25	18.41	PASS

Band4	10MHz	QPSK	20350	50RB#0	18.28	PASS
Band4	10MHz	16QAM	20350	1RB#0	18.18	PASS
Band4	10MHz	16QAM	20350	1RB#24	18.37	PASS
Band4	10MHz	16QAM	20350	1RB#49	18.32	PASS
Band4	10MHz	16QAM	20350	25RB#0	18.31	PASS
Band4	10MHz	16QAM	20350	25RB#12	18.31	PASS
Band4	10MHz	16QAM	20350	25RB#25	18.44	PASS
Band4	10MHz	16QAM	20350	50RB#0	18.33	PASS
Band4	15MHz	QPSK	20025	1RB#0	18.35	PASS
Band4	15MHz	QPSK	20025	1RB#38	18.30	PASS
Band4	15MHz	QPSK	20025	1RB#74	18.40	PASS
Band4	15MHz	QPSK	20025	38RB#0	18.41	PASS
Band4	15MHz	QPSK	20025	38RB#18	18.42	PASS
Band4	15MHz	QPSK	20025	38RB#37	18.47	PASS
Band4	15MHz	QPSK	20025	75RB#0	18.43	PASS
Band4	15MHz	16QAM	20025	1RB#0	18.50	PASS
Band4	15MHz	16QAM	20025	1RB#38	18.33	PASS
Band4	15MHz	16QAM	20025	1RB#74	18.31	PASS
Band4	15MHz	16QAM	20025	38RB#0	18.42	PASS
Band4	15MHz	16QAM	20025	38RB#18	18.45	PASS
Band4	15MHz	16QAM	20025	38RB#37	18.45	PASS
Band4	15MHz	16QAM	20025	75RB#0	18.46	PASS
Band4	15MHz	QPSK	20175	1RB#0	18.21	PASS
Band4	15MHz	QPSK	20175	1RB#38	18.10	PASS
Band4	15MHz	QPSK	20175	1RB#74	17.94	PASS
Band4	15MHz	QPSK	20175	38RB#0	18.20	PASS
Band4	15MHz	QPSK	20175	38RB#18	18.19	PASS
Band4	15MHz	QPSK	20175	38RB#37	18.20	PASS
Band4	15MHz	QPSK	20175	75RB#0	18.20	PASS
Band4	15MHz	16QAM	20175	1RB#0	18.32	PASS
Band4	15MHz	16QAM	20175	1RB#38	18.01	PASS
Band4	15MHz	16QAM	20175	1RB#74	17.96	PASS
Band4	15MHz	16QAM	20175	38RB#0	18.21	PASS
Band4	15MHz	16QAM	20175	38RB#18	18.18	PASS
Band4	15MHz	16QAM	20175	38RB#37	18.22	PASS
Band4	15MHz	16QAM	20175	75RB#0	18.22	PASS
Band4	15MHz	QPSK	20325	1RB#0	18.07	PASS
Band4	15MHz	QPSK	20325	1RB#38	18.05	PASS
Band4	15MHz	QPSK	20325	1RB#74	18.15	PASS
Band4	15MHz	QPSK	20325	38RB#0	18.10	PASS
Band4	15MHz	QPSK	20325	38RB#18	18.08	PASS
Band4	15MHz	QPSK	20325	38RB#37	18.09	PASS

Band4	15MHz	QPSK	20325	75RB#0	18.13	PASS
Band4	15MHz	16QAM	20325	1RB#0	18.09	PASS
Band4	15MHz	16QAM	20325	1RB#38	18.08	PASS
Band4	15MHz	16QAM	20325	1RB#74	18.28	PASS
Band4	15MHz	16QAM	20325	38RB#0	18.11	PASS
Band4	15MHz	16QAM	20325	38RB#18	18.11	PASS
Band4	15MHz	16QAM	20325	38RB#37	18.13	PASS
Band4	15MHz	16QAM	20325	75RB#0	18.12	PASS
Band4	20MHz	QPSK	20050	1RB#0	18.48	PASS
Band4	20MHz	QPSK	20050	1RB#49	18.41	PASS
Band4	20MHz	QPSK	20050	1RB#99	18.37	PASS
Band4	20MHz	QPSK	20050	50RB#0	18.35	PASS
Band4	20MHz	QPSK	20050	50RB#25	18.42	PASS
Band4	20MHz	QPSK	20050	50RB#50	18.43	PASS
Band4	20MHz	QPSK	20050	100RB#0	**18.66**	PASS
Band4	20MHz	16QAM	20050	1RB#0	18.46	PASS
Band4	20MHz	16QAM	20050	1RB#49	18.49	PASS
Band4	20MHz	16QAM	20050	1RB#99	18.25	PASS
Band4	20MHz	16QAM	20050	50RB#0	18.43	PASS
Band4	20MHz	16QAM	20050	50RB#25	18.42	PASS
Band4	20MHz	16QAM	20050	50RB#50	18.48	PASS
Band4	20MHz	16QAM	20050	100RB#0	18.49	PASS
Band4	20MHz	QPSK	20175	1RB#0	18.34	PASS
Band4	20MHz	QPSK	20175	1RB#49	18.17	PASS
Band4	20MHz	QPSK	20175	1RB#99	17.96	PASS
Band4	20MHz	QPSK	20175	50RB#0	18.22	PASS
Band4	20MHz	QPSK	20175	50RB#25	18.29	PASS
Band4	20MHz	QPSK	20175	50RB#50	18.12	PASS
Band4	20MHz	QPSK	20175	100RB#0	18.24	PASS
Band4	20MHz	16QAM	20175	1RB#0	18.38	PASS
Band4	20MHz	16QAM	20175	1RB#49	18.17	PASS
Band4	20MHz	16QAM	20175	1RB#99	18.02	PASS
Band4	20MHz	16QAM	20175	50RB#0	18.26	PASS
Band4	20MHz	16QAM	20175	50RB#25	18.29	PASS
Band4	20MHz	16QAM	20175	50RB#50	18.11	PASS
Band4	20MHz	16QAM	20175	100RB#0	18.27	PASS
Band4	20MHz	QPSK	20300	1RB#0	18.26	PASS
Band4	20MHz	QPSK	20300	1RB#49	18.07	PASS
Band4	20MHz	QPSK	20300	1RB#99	18.03	PASS
Band4	20MHz	QPSK	20300	50RB#0	18.14	PASS
Band4	20MHz	QPSK	20300	50RB#25	18.13	PASS
Band4	20MHz	QPSK	20300	50RB#50	18.12	PASS

Band4	20MHz	QPSK	20300	100RB#0	18.12	PASS
Band4	20MHz	16QAM	20300	1RB#0	18.39	PASS
Band4	20MHz	16QAM	20300	1RB#49	18.11	PASS
Band4	20MHz	16QAM	20300	1RB#99	18.23	PASS
Band4	20MHz	16QAM	20300	50RB#0	18.16	PASS
Band4	20MHz	16QAM	20300	50RB#25	18.18	PASS
Band4	20MHz	16QAM	20300	50RB#50	18.17	PASS
Band4	20MHz	16QAM	20300	100RB#0	18.13	PASS

FDD-LTE Band 7

Band	Bandwidth	Modulation	Channel	RB Configuration	Result(dBm)	Verdict
Band7	5MHz	QPSK	20775	1RB#0	18.11	PASS
Band7	5MHz	QPSK	20775	1RB#12	18.22	PASS
Band7	5MHz	QPSK	20775	1RB#24	18.23	PASS
Band7	5MHz	QPSK	20775	12RB#0	18.18	PASS
Band7	5MHz	QPSK	20775	12RB#6	18.17	PASS
Band7	5MHz	QPSK	20775	12RB#13	18.19	PASS
Band7	5MHz	QPSK	20775	25RB#0	18.19	PASS
Band7	5MHz	16QAM	20775	1RB#0	18.34	PASS
Band7	5MHz	16QAM	20775	1RB#12	18.21	PASS
Band7	5MHz	16QAM	20775	1RB#24	18.16	PASS
Band7	5MHz	16QAM	20775	12RB#0	18.20	PASS
Band7	5MHz	16QAM	20775	12RB#6	18.25	PASS
Band7	5MHz	16QAM	20775	12RB#13	18.23	PASS
Band7	5MHz	16QAM	20775	25RB#0	18.18	PASS
Band7	5MHz	QPSK	21100	1RB#0	18.22	PASS
Band7	5MHz	QPSK	21100	1RB#12	18.20	PASS
Band7	5MHz	QPSK	21100	1RB#24	18.17	PASS
Band7	5MHz	QPSK	21100	12RB#0	18.19	PASS
Band7	5MHz	QPSK	21100	12RB#6	18.18	PASS
Band7	5MHz	QPSK	21100	12RB#13	18.13	PASS
Band7	5MHz	QPSK	21100	25RB#0	18.11	PASS
Band7	5MHz	16QAM	21100	1RB#0	18.31	PASS
Band7	5MHz	16QAM	21100	1RB#12	18.22	PASS
Band7	5MHz	16QAM	21100	1RB#24	18.18	PASS
Band7	5MHz	16QAM	21100	12RB#0	18.35	PASS
Band7	5MHz	16QAM	21100	12RB#6	18.31	PASS
Band7	5MHz	16QAM	21100	12RB#13	18.16	PASS
Band7	5MHz	16QAM	21100	25RB#0	18.11	PASS
Band7	5MHz	QPSK	21425	1RB#0	17.78	PASS

Band7	5MHz	QPSK	21425	1RB#12	17.82	PASS
Band7	5MHz	QPSK	21425	1RB#24	17.87	PASS
Band7	5MHz	QPSK	21425	12RB#0	17.81	PASS
Band7	5MHz	QPSK	21425	12RB#6	17.82	PASS
Band7	5MHz	QPSK	21425	12RB#13	17.84	PASS
Band7	5MHz	QPSK	21425	25RB#0	17.83	PASS
Band7	5MHz	16QAM	21425	1RB#0	17.87	PASS
Band7	5MHz	16QAM	21425	1RB#12	17.80	PASS
Band7	5MHz	16QAM	21425	1RB#24	17.67	PASS
Band7	5MHz	16QAM	21425	12RB#0	17.86	PASS
Band7	5MHz	16QAM	21425	12RB#6	17.83	PASS
Band7	5MHz	16QAM	21425	12RB#13	17.79	PASS
Band7	5MHz	16QAM	21425	25RB#0	17.83	PASS
Band7	10MHz	QPSK	20800	1RB#0	18.13	PASS
Band7	10MHz	QPSK	20800	1RB#24	18.19	PASS
Band7	10MHz	QPSK	20800	1RB#49	18.12	PASS
Band7	10MHz	QPSK	20800	25RB#0	18.24	PASS
Band7	10MHz	QPSK	20800	25RB#12	18.21	PASS
Band7	10MHz	QPSK	20800	25RB#25	18.10	PASS
Band7	10MHz	QPSK	20800	50RB#0	18.16	PASS
Band7	10MHz	16QAM	20800	1RB#0	18.08	PASS
Band7	10MHz	16QAM	20800	1RB#24	18.09	PASS
Band7	10MHz	16QAM	20800	1RB#49	18.32	PASS
Band7	10MHz	16QAM	20800	25RB#0	18.27	PASS
Band7	10MHz	16QAM	20800	25RB#12	18.20	PASS
Band7	10MHz	16QAM	20800	25RB#25	18.12	PASS
Band7	10MHz	16QAM	20800	50RB#0	18.15	PASS
Band7	10MHz	QPSK	21100	1RB#0	18.17	PASS
Band7	10MHz	QPSK	21100	1RB#24	18.22	PASS
Band7	10MHz	QPSK	21100	1RB#49	18.15	PASS
Band7	10MHz	QPSK	21100	25RB#0	18.27	PASS
Band7	10MHz	QPSK	21100	25RB#12	18.27	PASS
Band7	10MHz	QPSK	21100	25RB#25	18.17	PASS
Band7	10MHz	QPSK	21100	50RB#0	18.17	PASS
Band7	10MHz	16QAM	21100	1RB#0	18.26	PASS
Band7	10MHz	16QAM	21100	1RB#24	18.28	PASS
Band7	10MHz	16QAM	21100	1RB#49	18.17	PASS
Band7	10MHz	16QAM	21100	25RB#0	18.30	PASS
Band7	10MHz	16QAM	21100	25RB#12	18.26	PASS
Band7	10MHz	16QAM	21100	25RB#25	18.19	PASS
Band7	10MHz	16QAM	21100	50RB#0	18.17	PASS
Band7	10MHz	QPSK	21400	1RB#0	17.88	PASS

Band7	10MHz	QPSK	21400	1RB#24	17.82	PASS
Band7	10MHz	QPSK	21400	1RB#49	17.78	PASS
Band7	10MHz	QPSK	21400	25RB#0	17.96	PASS
Band7	10MHz	QPSK	21400	25RB#12	17.87	PASS
Band7	10MHz	QPSK	21400	25RB#25	17.84	PASS
Band7	10MHz	QPSK	21400	50RB#0	17.89	PASS
Band7	10MHz	16QAM	21400	1RB#0	17.85	PASS
Band7	10MHz	16QAM	21400	1RB#24	17.80	PASS
Band7	10MHz	16QAM	21400	1RB#49	17.75	PASS
Band7	10MHz	16QAM	21400	25RB#0	17.97	PASS
Band7	10MHz	16QAM	21400	25RB#12	17.94	PASS
Band7	10MHz	16QAM	21400	25RB#25	17.83	PASS
Band7	10MHz	16QAM	21400	50RB#0	17.86	PASS
Band7	15MHz	QPSK	20825	1RB#0	17.95	PASS
Band7	15MHz	QPSK	20825	1RB#38	17.96	PASS
Band7	15MHz	QPSK	20825	1RB#74	17.93	PASS
Band7	15MHz	QPSK	20825	38RB#0	17.98	PASS
Band7	15MHz	QPSK	20825	38RB#18	17.97	PASS
Band7	15MHz	QPSK	20825	38RB#37	18.03	PASS
Band7	15MHz	QPSK	20825	75RB#0	18.04	PASS
Band7	15MHz	16QAM	20825	1RB#0	18.00	PASS
Band7	15MHz	16QAM	20825	1RB#38	17.93	PASS
Band7	15MHz	16QAM	20825	1RB#74	17.98	PASS
Band7	15MHz	16QAM	20825	38RB#0	18.02	PASS
Band7	15MHz	16QAM	20825	38RB#18	17.99	PASS
Band7	15MHz	16QAM	20825	38RB#37	18.03	PASS
Band7	15MHz	16QAM	20825	75RB#0	18.04	PASS
Band7	15MHz	QPSK	21100	1RB#0	17.98	PASS
Band7	15MHz	QPSK	21100	1RB#38	17.98	PASS
Band7	15MHz	QPSK	21100	1RB#74	17.83	PASS
Band7	15MHz	QPSK	21100	38RB#0	18.01	PASS
Band7	15MHz	QPSK	21100	38RB#18	17.94	PASS
Band7	15MHz	QPSK	21100	38RB#37	17.98	PASS
Band7	15MHz	QPSK	21100	75RB#0	17.96	PASS
Band7	15MHz	16QAM	21100	1RB#0	18.03	PASS
Band7	15MHz	16QAM	21100	1RB#38	17.90	PASS
Band7	15MHz	16QAM	21100	1RB#74	17.84	PASS
Band7	15MHz	16QAM	21100	38RB#0	17.96	PASS
Band7	15MHz	16QAM	21100	38RB#18	18.01	PASS
Band7	15MHz	16QAM	21100	38RB#37	17.96	PASS
Band7	15MHz	16QAM	21100	75RB#0	17.98	PASS
Band7	15MHz	QPSK	21375	1RB#0	17.77	PASS

Band7	15MHz	QPSK	21375	1RB#38	17.70	PASS
Band7	15MHz	QPSK	21375	1RB#74	17.52	PASS
Band7	15MHz	QPSK	21375	38RB#0	17.75	PASS
Band7	15MHz	QPSK	21375	38RB#18	17.74	PASS
Band7	15MHz	QPSK	21375	38RB#37	17.78	PASS
Band7	15MHz	QPSK	21375	75RB#0	17.75	PASS
Band7	15MHz	16QAM	21375	1RB#0	17.78	PASS
Band7	15MHz	16QAM	21375	1RB#38	17.55	PASS
Band7	15MHz	16QAM	21375	1RB#74	17.53	PASS
Band7	15MHz	16QAM	21375	38RB#0	17.77	PASS
Band7	15MHz	16QAM	21375	38RB#18	17.76	PASS
Band7	15MHz	16QAM	21375	38RB#37	17.76	PASS
Band7	15MHz	16QAM	21375	75RB#0	17.76	PASS
Band7	20MHz	QPSK	20850	1RB#0	17.94	PASS
Band7	20MHz	QPSK	20850	1RB#49	18.07	PASS
Band7	20MHz	QPSK	20850	1RB#99	17.91	PASS
Band7	20MHz	QPSK	20850	50RB#0	18.04	PASS
Band7	20MHz	QPSK	20850	50RB#25	18.07	PASS
Band7	20MHz	QPSK	20850	50RB#50	17.99	PASS
Band7	20MHz	QPSK	20850	100RB#0	18.03	PASS
Band7	20MHz	16QAM	20850	1RB#0	17.94	PASS
Band7	20MHz	16QAM	20850	1RB#49	17.89	PASS
Band7	20MHz	16QAM	20850	1RB#99	17.93	PASS
Band7	20MHz	16QAM	20850	50RB#0	18.04	PASS
Band7	20MHz	16QAM	20850	50RB#25	18.05	PASS
Band7	20MHz	16QAM	20850	50RB#50	18.00	PASS
Band7	20MHz	16QAM	20850	100RB#0	17.99	PASS
Band7	20MHz	QPSK	21100	1RB#0	18.02	PASS
Band7	20MHz	QPSK	21100	1RB#49	18.03	PASS
Band7	20MHz	QPSK	21100	1RB#99	17.75	PASS
Band7	20MHz	QPSK	21100	50RB#0	18.16	PASS
Band7	20MHz	QPSK	21100	50RB#25	18.14	PASS
Band7	20MHz	QPSK	21100	50RB#50	17.95	PASS
Band7	20MHz	QPSK	21100	100RB#0	17.99	PASS
Band7	20MHz	16QAM	21100	1RB#0	18.06	PASS
Band7	20MHz	16QAM	21100	1RB#49	17.97	PASS
Band7	20MHz	16QAM	21100	1RB#99	17.80	PASS
Band7	20MHz	16QAM	21100	50RB#0	**18.36**	PASS
Band7	20MHz	16QAM	21100	50RB#25	18.13	PASS
Band7	20MHz	16QAM	21100	50RB#50	17.95	PASS
Band7	20MHz	16QAM	21100	100RB#0	18.02	PASS
Band7	20MHz	QPSK	21350	1RB#0	17.84	PASS

Band7	20MHz	QPSK	21350	1RB#49	17.72	PASS
Band7	20MHz	QPSK	21350	1RB#99	17.59	PASS
Band7	20MHz	QPSK	21350	50RB#0	17.84	PASS
Band7	20MHz	QPSK	21350	50RB#25	17.83	PASS
Band7	20MHz	QPSK	21350	50RB#50	17.63	PASS
Band7	20MHz	QPSK	21350	100RB#0	17.83	PASS
Band7	20MHz	16QAM	21350	1RB#0	17.81	PASS
Band7	20MHz	16QAM	21350	1RB#49	17.66	PASS
Band7	20MHz	16QAM	21350	1RB#99	17.34	PASS
Band7	20MHz	16QAM	21350	50RB#0	18.05	PASS
Band7	20MHz	16QAM	21350	50RB#25	17.88	PASS
Band7	20MHz	16QAM	21350	50RB#50	17.67	PASS
Band7	20MHz	16QAM	21350	100RB#0	17.86	PASS

TDD-LTE Band 41

Band	Bandwidth	Modulation	Channel	RB Configuration	Result(dBm)	Verdict
Band41	5MHz	QPSK	39675	1RB#0	18.06	PASS
Band41	5MHz	QPSK	39675	1RB#12	18.12	PASS
Band41	5MHz	QPSK	39675	1RB#24	18.07	PASS
Band41	5MHz	QPSK	39675	12RB#0	18.13	PASS
Band41	5MHz	QPSK	39675	12RB#6	18.17	PASS
Band41	5MHz	QPSK	39675	12RB#13	18.11	PASS
Band41	5MHz	QPSK	39675	25RB#0	18.14	PASS
Band41	5MHz	16QAM	39675	1RB#0	18.00	PASS
Band41	5MHz	16QAM	39675	1RB#12	18.18	PASS
Band41	5MHz	16QAM	39675	1RB#24	18.02	PASS
Band41	5MHz	16QAM	39675	12RB#0	18.15	PASS
Band41	5MHz	16QAM	39675	12RB#6	18.13	PASS
Band41	5MHz	16QAM	39675	12RB#13	18.23	PASS
Band41	5MHz	16QAM	39675	25RB#0	18.16	PASS
Band41	5MHz	QPSK	40620	1RB#0	18.08	PASS
Band41	5MHz	QPSK	40620	1RB#12	18.08	PASS
Band41	5MHz	QPSK	40620	1RB#24	18.07	PASS
Band41	5MHz	QPSK	40620	12RB#0	18.03	PASS
Band41	5MHz	QPSK	40620	12RB#6	18.04	PASS
Band41	5MHz	QPSK	40620	12RB#13	18.10	PASS
Band41	5MHz	QPSK	40620	25RB#0	18.08	PASS
Band41	5MHz	16QAM	40620	1RB#0	18.15	PASS
Band41	5MHz	16QAM	40620	1RB#12	18.16	PASS
Band41	5MHz	16QAM	40620	1RB#24	18.00	PASS
Band41	5MHz	16QAM	40620	12RB#0	18.09	PASS

Band41	5MHz	16QAM	40620	12RB#6	18.12	PASS
Band41	5MHz	16QAM	40620	12RB#13	18.17	PASS
Band41	5MHz	16QAM	40620	25RB#0	18.10	PASS
Band41	5MHz	QPSK	41565	1RB#0	18.03	PASS
Band41	5MHz	QPSK	41565	1RB#12	18.18	PASS
Band41	5MHz	QPSK	41565	1RB#24	18.11	PASS
Band41	5MHz	QPSK	41565	12RB#0	18.09	PASS
Band41	5MHz	QPSK	41565	12RB#6	18.09	PASS
Band41	5MHz	QPSK	41565	12RB#13	18.15	PASS
Band41	5MHz	QPSK	41565	25RB#0	18.14	PASS
Band41	5MHz	16QAM	41565	1RB#0	18.03	PASS
Band41	5MHz	16QAM	41565	1RB#12	18.08	PASS
Band41	5MHz	16QAM	41565	1RB#24	18.12	PASS
Band41	5MHz	16QAM	41565	12RB#0	18.16	PASS
Band41	5MHz	16QAM	41565	12RB#6	18.22	PASS
Band41	5MHz	16QAM	41565	12RB#13	18.21	PASS
Band41	5MHz	16QAM	41565	25RB#0	18.16	PASS
Band41	10MHz	QPSK	39700	1RB#0	18.14	PASS
Band41	10MHz	QPSK	39700	1RB#24	18.15	PASS
Band41	10MHz	QPSK	39700	1RB#49	18.12	PASS
Band41	10MHz	QPSK	39700	25RB#0	18.23	PASS
Band41	10MHz	QPSK	39700	25RB#12	18.24	PASS
Band41	10MHz	QPSK	39700	25RB#25	18.05	PASS
Band41	10MHz	QPSK	39700	50RB#0	18.14	PASS
Band41	10MHz	16QAM	39700	1RB#0	18.09	PASS
Band41	10MHz	16QAM	39700	1RB#24	18.14	PASS
Band41	10MHz	16QAM	39700	1RB#49	18.19	PASS
Band41	10MHz	16QAM	39700	25RB#0	18.19	PASS
Band41	10MHz	16QAM	39700	25RB#12	18.22	PASS
Band41	10MHz	16QAM	39700	25RB#25	18.14	PASS
Band41	10MHz	16QAM	39700	50RB#0	18.20	PASS
Band41	10MHz	QPSK	40620	1RB#0	18.08	PASS
Band41	10MHz	QPSK	40620	1RB#24	18.16	PASS
Band41	10MHz	QPSK	40620	1RB#49	18.10	PASS
Band41	10MHz	QPSK	40620	25RB#0	18.12	PASS
Band41	10MHz	QPSK	40620	25RB#12	18.17	PASS
Band41	10MHz	QPSK	40620	25RB#25	18.15	PASS
Band41	10MHz	QPSK	40620	50RB#0	18.12	PASS
Band41	10MHz	16QAM	40620	1RB#0	18.03	PASS
Band41	10MHz	16QAM	40620	1RB#24	18.10	PASS
Band41	10MHz	16QAM	40620	1RB#49	17.98	PASS
Band41	10MHz	16QAM	40620	25RB#0	18.15	PASS

Band41	10MHz	16QAM	40620	25RB#12	18.15	PASS
Band41	10MHz	16QAM	40620	25RB#25	18.22	PASS
Band41	10MHz	16QAM	40620	50RB#0	18.14	PASS
Band41	10MHz	QPSK	41540	1RB#0	18.04	PASS
Band41	10MHz	QPSK	41540	1RB#24	18.15	PASS
Band41	10MHz	QPSK	41540	1RB#49	18.14	PASS
Band41	10MHz	QPSK	41540	25RB#0	18.10	PASS
Band41	10MHz	QPSK	41540	25RB#12	18.12	PASS
Band41	10MHz	QPSK	41540	25RB#25	18.20	PASS
Band41	10MHz	QPSK	41540	50RB#0	18.19	PASS
Band41	10MHz	16QAM	41540	1RB#0	18.16	PASS
Band41	10MHz	16QAM	41540	1RB#24	18.16	PASS
Band41	10MHz	16QAM	41540	1RB#49	18.23	PASS
Band41	10MHz	16QAM	41540	25RB#0	18.08	PASS
Band41	10MHz	16QAM	41540	25RB#12	18.09	PASS
Band41	10MHz	16QAM	41540	25RB#25	18.21	PASS
Band41	10MHz	16QAM	41540	50RB#0	18.20	PASS
Band41	15MHz	QPSK	39725	1RB#0	17.98	PASS
Band41	15MHz	QPSK	39725	1RB#38	17.92	PASS
Band41	15MHz	QPSK	39725	1RB#74	17.95	PASS
Band41	15MHz	QPSK	39725	38RB#0	18.03	PASS
Band41	15MHz	QPSK	39725	38RB#18	18.02	PASS
Band41	15MHz	QPSK	39725	38RB#37	18.05	PASS
Band41	15MHz	QPSK	39725	75RB#0	18.02	PASS
Band41	15MHz	16QAM	39725	1RB#0	17.98	PASS
Band41	15MHz	16QAM	39725	1RB#38	18.07	PASS
Band41	15MHz	16QAM	39725	1RB#74	18.01	PASS
Band41	15MHz	16QAM	39725	38RB#0	18.03	PASS
Band41	15MHz	16QAM	39725	38RB#18	18.04	PASS
Band41	15MHz	16QAM	39725	38RB#37	18.02	PASS
Band41	15MHz	16QAM	39725	75RB#0	18.02	PASS
Band41	15MHz	QPSK	40620	1RB#0	17.96	PASS
Band41	15MHz	QPSK	40620	1RB#38	17.94	PASS
Band41	15MHz	QPSK	40620	1RB#74	17.96	PASS
Band41	15MHz	QPSK	40620	38RB#0	17.91	PASS
Band41	15MHz	QPSK	40620	38RB#18	17.92	PASS
Band41	15MHz	QPSK	40620	38RB#37	17.92	PASS
Band41	15MHz	QPSK	40620	75RB#0	17.92	PASS
Band41	15MHz	16QAM	40620	1RB#0	17.90	PASS
Band41	15MHz	16QAM	40620	1RB#38	17.93	PASS
Band41	15MHz	16QAM	40620	1RB#74	17.87	PASS
Band41	15MHz	16QAM	40620	38RB#0	17.92	PASS

Band41	15MHz	16QAM	40620	38RB#18	17.92	PASS
Band41	15MHz	16QAM	40620	38RB#37	17.94	PASS
Band41	15MHz	16QAM	40620	75RB#0	17.92	PASS
Band41	15MHz	QPSK	41515	1RB#0	17.92	PASS
Band41	15MHz	QPSK	41515	1RB#38	17.93	PASS
Band41	15MHz	QPSK	41515	1RB#74	17.88	PASS
Band41	15MHz	QPSK	41515	38RB#0	17.93	PASS
Band41	15MHz	QPSK	41515	38RB#18	17.96	PASS
Band41	15MHz	QPSK	41515	38RB#37	17.96	PASS
Band41	15MHz	QPSK	41515	75RB#0	17.86	PASS
Band41	15MHz	16QAM	41515	1RB#0	18.14	PASS
Band41	15MHz	16QAM	41515	1RB#38	17.97	PASS
Band41	15MHz	16QAM	41515	1RB#74	17.90	PASS
Band41	15MHz	16QAM	41515	38RB#0	17.96	PASS
Band41	15MHz	16QAM	41515	38RB#18	17.86	PASS
Band41	15MHz	16QAM	41515	38RB#37	17.95	PASS
Band41	15MHz	16QAM	41515	75RB#0	17.87	PASS
Band41	20MHz	QPSK	39750	1RB#0	17.94	PASS
Band41	20MHz	QPSK	39750	1RB#49	17.93	PASS
Band41	20MHz	QPSK	39750	1RB#99	17.93	PASS
Band41	20MHz	QPSK	39750	50RB#0	18.00	PASS
Band41	20MHz	QPSK	39750	50RB#25	18.01	PASS
Band41	20MHz	QPSK	39750	50RB#50	17.92	PASS
Band41	20MHz	QPSK	39750	100RB#0	**18.27**	PASS
Band41	20MHz	16QAM	39750	1RB#0	17.83	PASS
Band41	20MHz	16QAM	39750	1RB#49	18.04	PASS
Band41	20MHz	16QAM	39750	1RB#99	17.91	PASS
Band41	20MHz	16QAM	39750	50RB#0	18.08	PASS
Band41	20MHz	16QAM	39750	50RB#25	18.08	PASS
Band41	20MHz	16QAM	39750	50RB#50	17.97	PASS
Band41	20MHz	16QAM	39750	100RB#0	18.04	PASS
Band41	20MHz	QPSK	40620	1RB#0	17.99	PASS
Band41	20MHz	QPSK	40620	1RB#49	17.95	PASS
Band41	20MHz	QPSK	40620	1RB#99	17.94	PASS
Band41	20MHz	QPSK	40620	50RB#0	17.95	PASS
Band41	20MHz	QPSK	40620	50RB#25	17.97	PASS
Band41	20MHz	QPSK	40620	50RB#50	17.97	PASS
Band41	20MHz	QPSK	40620	100RB#0	17.94	PASS
Band41	20MHz	16QAM	40620	1RB#0	18.02	PASS
Band41	20MHz	16QAM	40620	1RB#49	17.86	PASS
Band41	20MHz	16QAM	40620	1RB#99	17.92	PASS
Band41	20MHz	16QAM	40620	50RB#0	18.01	PASS

Band41	20MHz	16QAM	40620	50RB#25	18.01	PASS
Band41	20MHz	16QAM	40620	50RB#50	17.98	PASS
Band41	20MHz	16QAM	40620	100RB#0	17.96	PASS
Band41	20MHz	QPSK	41490	1RB#0	17.97	PASS
Band41	20MHz	QPSK	41490	1RB#49	17.88	PASS
Band41	20MHz	QPSK	41490	1RB#99	18.01	PASS
Band41	20MHz	QPSK	41490	50RB#0	17.90	PASS
Band41	20MHz	QPSK	41490	50RB#25	17.94	PASS
Band41	20MHz	QPSK	41490	50RB#50	17.99	PASS
Band41	20MHz	QPSK	41490	100RB#0	17.96	PASS
Band41	20MHz	16QAM	41490	1RB#0	17.77	PASS
Band41	20MHz	16QAM	41490	1RB#49	17.83	PASS
Band41	20MHz	16QAM	41490	1RB#99	17.89	PASS
Band41	20MHz	16QAM	41490	50RB#0	17.94	PASS
Band41	20MHz	16QAM	41490	50RB#25	17.86	PASS
Band41	20MHz	16QAM	41490	50RB#50	18.05	PASS
Band41	20MHz	16QAM	41490	100RB#0	17.93	PASS

Normal(P1):

5G NR SA:

n2

Band	SCS	Bandwidth	Modulation	Channel	RB Config	Power (dBm)	Power Class	Verdict
N2	15	5	DFT-QPSK	L	Outer_Full	22.89	PC3	PASS
N2	15	5	DFT-QPSK	L	Inner_Full	22.94	PC3	PASS
N2	15	5	DFT-QPSK	L	Edge_1RB_Left	22.78	PC3	PASS
N2	15	5	DFT-QPSK	L	Edge_1RB_Right	22.71	PC3	PASS
N2	15	5	DFT-16QAM	L	Outer_Full	21.92	PC3	PASS
N2	15	5	DFT-16QAM	L	Inner_Full	23.00	PC3	PASS
N2	15	5	DFT-16QAM	L	Edge_1RB_Left	22.15	PC3	PASS
N2	15	5	DFT-16QAM	L	Edge_1RB_Right	21.99	PC3	PASS
N2	15	5	DFT-QPSK	M	Outer_Full	22.94	PC3	PASS
N2	15	5	DFT-QPSK	M	Inner_Full	23.02	PC3	PASS
N2	15	5	DFT-QPSK	M	Edge_1RB_Left	22.62	PC3	PASS
N2	15	5	DFT-QPSK	M	Edge_1RB_Right	23.01	PC3	PASS
N2	15	5	DFT-16QAM	M	Outer_Full	21.98	PC3	PASS
N2	15	5	DFT-16QAM	M	Inner_Full	22.94	PC3	PASS
N2	15	5	DFT-16QAM	M	Edge_1RB_Left	21.40	PC3	PASS
N2	15	5	DFT-16QAM	M	Edge_1RB_Right	21.77	PC3	PASS
N2	15	5	DFT-QPSK	H	Outer_Full	22.98	PC3	PASS
N2	15	5	DFT-QPSK	H	Inner_Full	22.93	PC3	PASS
N2	15	5	DFT-QPSK	H	Edge_1RB_Left	23.08	PC3	PASS
N2	15	5	DFT-QPSK	H	Edge_1RB_Right	22.86	PC3	PASS
N2	15	5	DFT-16QAM	H	Outer_Full	21.95	PC3	PASS
N2	15	5	DFT-16QAM	H	Inner_Full	23.06	PC3	PASS
N2	15	5	DFT-16QAM	H	Edge_1RB_Left	21.89	PC3	PASS
N2	15	5	DFT-16QAM	H	Edge_1RB_Right	21.57	PC3	PASS
N2	15	10	DFT-QPSK	L	Outer_Full	22.93	PC3	PASS
N2	15	10	DFT-QPSK	L	Inner_Full	22.91	PC3	PASS
N2	15	10	DFT-QPSK	L	Edge_1RB_Left	23.00	PC3	PASS
N2	15	10	DFT-QPSK	L	Edge_1RB_Right	22.83	PC3	PASS
N2	15	10	DFT-16QAM	L	Outer_Full	22.03	PC3	PASS
N2	15	10	DFT-16QAM	L	Inner_Full	22.88	PC3	PASS
N2	15	10	DFT-16QAM	L	Edge_1RB_Left	21.96	PC3	PASS
N2	15	10	DFT-16QAM	L	Edge_1RB_Right	21.73	PC3	PASS
N2	15	10	DFT-QPSK	M	Outer_Full	23.07	PC3	PASS
N2	15	10	DFT-QPSK	M	Inner_Full	23.09	PC3	PASS
N2	15	10	DFT-QPSK	M	Edge_1RB_Left	22.90	PC3	PASS
N2	15	10	DFT-QPSK	M	Edge_1RB_Right	22.90	PC3	PASS

N2	15	10	DFT-16QAM	M	Outer_Full	22.07	PC3	PASS
N2	15	10	DFT-16QAM	M	Inner_Full	23.02	PC3	PASS
N2	15	10	DFT-16QAM	M	Edge_1RB_Left	22.04	PC3	PASS
N2	15	10	DFT-16QAM	M	Edge_1RB_Right	22.02	PC3	PASS
N2	15	10	DFT-QPSK	H	Outer_Full	23.02	PC3	PASS
N2	15	10	DFT-QPSK	H	Inner_Full	22.95	PC3	PASS
N2	15	10	DFT-QPSK	H	Edge_1RB_Left	22.57	PC3	PASS
N2	15	10	DFT-QPSK	H	Edge_1RB_Right	22.58	PC3	PASS
N2	15	10	DFT-16QAM	H	Outer_Full	21.89	PC3	PASS
N2	15	10	DFT-16QAM	H	Inner_Full	23.00	PC3	PASS
N2	15	10	DFT-16QAM	H	Edge_1RB_Left	21.97	PC3	PASS
N2	15	10	DFT-16QAM	H	Edge_1RB_Right	21.97	PC3	PASS
N2	15	15	DFT-QPSK	L	Outer_Full	22.95	PC3	PASS
N2	15	15	DFT-QPSK	L	Inner_Full	22.96	PC3	PASS
N2	15	15	DFT-QPSK	L	Edge_1RB_Left	22.54	PC3	PASS
N2	15	15	DFT-QPSK	L	Edge_1RB_Right	22.54	PC3	PASS
N2	15	15	DFT-16QAM	L	Outer_Full	21.88	PC3	PASS
N2	15	15	DFT-16QAM	L	Inner_Full	22.82	PC3	PASS
N2	15	15	DFT-16QAM	L	Edge_1RB_Left	21.85	PC3	PASS
N2	15	15	DFT-16QAM	L	Edge_1RB_Right	21.85	PC3	PASS
N2	15	15	DFT-QPSK	M	Outer_Full	23.10	PC3	PASS
N2	15	15	DFT-QPSK	M	Inner_Full	23.09	PC3	PASS
N2	15	15	DFT-QPSK	M	Edge_1RB_Left	22.76	PC3	PASS
N2	15	15	DFT-QPSK	M	Edge_1RB_Right	22.90	PC3	PASS
N2	15	15	DFT-16QAM	M	Outer_Full	22.09	PC3	PASS
N2	15	15	DFT-16QAM	M	Inner_Full	22.98	PC3	PASS
N2	15	15	DFT-16QAM	M	Edge_1RB_Left	21.94	PC3	PASS
N2	15	15	DFT-16QAM	M	Edge_1RB_Right	22.07	PC3	PASS
N2	15	15	DFT-QPSK	H	Outer_Full	23.00	PC3	PASS
N2	15	15	DFT-QPSK	H	Inner_Full	22.95	PC3	PASS
N2	15	15	DFT-QPSK	H	Edge_1RB_Left	22.99	PC3	PASS
N2	15	15	DFT-QPSK	H	Edge_1RB_Right	22.88	PC3	PASS
N2	15	15	DFT-16QAM	H	Outer_Full	21.97	PC3	PASS
N2	15	15	DFT-16QAM	H	Inner_Full	22.96	PC3	PASS
N2	15	15	DFT-16QAM	H	Edge_1RB_Left	22.30	PC3	PASS
N2	15	15	DFT-16QAM	H	Edge_1RB_Right	22.18	PC3	PASS
N2	15	20	DFT-QPSK	L	Outer_Full	22.98	PC3	PASS
N2	15	20	DFT-QPSK	L	Inner_Full	22.98	PC3	PASS
N2	15	20	DFT-QPSK	L	Edge_1RB_Left	22.79	PC3	PASS
N2	15	20	DFT-QPSK	L	Edge_1RB_Right	22.79	PC3	PASS
N2	15	20	DFT-16QAM	L	Outer_Full	21.90	PC3	PASS
N2	15	20	DFT-16QAM	L	Inner_Full	22.95	PC3	PASS

N2	15	20	DFT-16QAM	L	Edge_1RB_Left	22.08	PC3	PASS
N2	15	20	DFT-16QAM	L	Edge_1RB_Right	22.02	PC3	PASS
N2	15	20	DFT-QPSK	M	Outer_Full	23.08	PC3	PASS
N2	15	20	DFT-QPSK	M	Inner_Full	22.95	PC3	PASS
N2	15	20	DFT-QPSK	M	Edge_1RB_Left	23.03	PC3	PASS
N2	15	20	DFT-QPSK	M	Edge_1RB_Right	**23.11**	PC3	PASS
N2	15	20	DFT-16QAM	M	Outer_Full	22.06	PC3	PASS
N2	15	20	DFT-16QAM	M	Inner_Full	23.01	PC3	PASS
N2	15	20	DFT-16QAM	M	Edge_1RB_Left	21.95	PC3	PASS
N2	15	20	DFT-16QAM	M	Edge_1RB_Right	22.05	PC3	PASS
N2	15	20	DFT-QPSK	H	Outer_Full	22.95	PC3	PASS
N2	15	20	DFT-QPSK	H	Inner_Full	22.98	PC3	PASS
N2	15	20	DFT-QPSK	H	Edge_1RB_Left	23.00	PC3	PASS
N2	15	20	DFT-QPSK	H	Edge_1RB_Right	22.97	PC3	PASS
N2	15	20	DFT-16QAM	H	Outer_Full	22.07	PC3	PASS
N2	15	20	DFT-16QAM	H	Inner_Full	23.04	PC3	PASS
N2	15	20	DFT-16QAM	H	Edge_1RB_Left	21.99	PC3	PASS
N2	15	20	DFT-16QAM	H	Edge_1RB_Right	21.88	PC3	PASS

n5

Band	SCS	Bandwidth	Modulation	Channel	RB Config	Power (dBm)	Power Class	Verdict
N5	15	5	DFT-QPSK	L	Outer_Full	22.61	PC3	PASS
N5	15	5	DFT-QPSK	L	Inner_Full	22.63	PC3	PASS
N5	15	5	DFT-QPSK	L	Edge_1RB_Left	22.66	PC3	PASS
N5	15	5	DFT-QPSK	L	Edge_1RB_Right	22.83	PC3	PASS
N5	15	5	DFT-16QAM	L	Outer_Full	21.70	PC3	PASS
N5	15	5	DFT-16QAM	L	Inner_Full	22.56	PC3	PASS
N5	15	5	DFT-16QAM	L	Edge_1RB_Left	21.75	PC3	PASS
N5	15	5	DFT-16QAM	L	Edge_1RB_Right	21.69	PC3	PASS
N5	15	5	DFT-QPSK	M	Outer_Full	22.65	PC3	PASS
N5	15	5	DFT-QPSK	M	Inner_Full	22.66	PC3	PASS
N5	15	5	DFT-QPSK	M	Edge_1RB_Left	22.72	PC3	PASS
N5	15	5	DFT-QPSK	M	Edge_1RB_Right	22.62	PC3	PASS
N5	15	5	DFT-16QAM	M	Outer_Full	21.66	PC3	PASS
N5	15	5	DFT-16QAM	M	Inner_Full	22.64	PC3	PASS
N5	15	5	DFT-16QAM	M	Edge_1RB_Left	21.68	PC3	PASS
N5	15	5	DFT-16QAM	M	Edge_1RB_Right	21.67	PC3	PASS
N5	15	5	DFT-QPSK	H	Outer_Full	22.60	PC3	PASS
N5	15	5	DFT-QPSK	H	Inner_Full	22.51	PC3	PASS
N5	15	5	DFT-QPSK	H	Edge_1RB_Left	22.53	PC3	PASS

N5	15	5	DFT-QPSK	H	Edge_1RB_Right	22.47	PC3	PASS
N5	15	5	DFT-16QAM	H	Outer_Full	21.67	PC3	PASS
N5	15	5	DFT-16QAM	H	Inner_Full	22.58	PC3	PASS
N5	15	5	DFT-16QAM	H	Edge_1RB_Left	21.60	PC3	PASS
N5	15	5	DFT-16QAM	H	Edge_1RB_Right	21.56	PC3	PASS
N5	15	10	DFT-QPSK	L	Outer_Full	22.67	PC3	PASS
N5	15	10	DFT-QPSK	L	Inner_Full	22.71	PC3	PASS
N5	15	10	DFT-QPSK	L	Edge_1RB_Left	22.55	PC3	PASS
N5	15	10	DFT-QPSK	L	Edge_1RB_Right	22.54	PC3	PASS
N5	15	10	DFT-16QAM	L	Outer_Full	21.84	PC3	PASS
N5	15	10	DFT-16QAM	L	Inner_Full	22.67	PC3	PASS
N5	15	10	DFT-16QAM	L	Edge_1RB_Left	21.36	PC3	PASS
N5	15	10	DFT-16QAM	L	Edge_1RB_Right	21.33	PC3	PASS
N5	15	10	DFT-QPSK	M	Outer_Full	22.64	PC3	PASS
N5	15	10	DFT-QPSK	M	Inner_Full	22.66	PC3	PASS
N5	15	10	DFT-QPSK	M	Edge_1RB_Left	22.58	PC3	PASS
N5	15	10	DFT-QPSK	M	Edge_1RB_Right	22.51	PC3	PASS
N5	15	10	DFT-16QAM	M	Outer_Full	21.66	PC3	PASS
N5	15	10	DFT-16QAM	M	Inner_Full	22.66	PC3	PASS
N5	15	10	DFT-16QAM	M	Edge_1RB_Left	21.83	PC3	PASS
N5	15	10	DFT-16QAM	M	Edge_1RB_Right	21.76	PC3	PASS
N5	15	10	DFT-QPSK	H	Outer_Full	22.65	PC3	PASS
N5	15	10	DFT-QPSK	H	Inner_Full	22.64	PC3	PASS
N5	15	10	DFT-QPSK	H	Edge_1RB_Left	22.29	PC3	PASS
N5	15	10	DFT-QPSK	H	Edge_1RB_Right	22.18	PC3	PASS
N5	15	10	DFT-16QAM	H	Outer_Full	21.65	PC3	PASS
N5	15	10	DFT-16QAM	H	Inner_Full	22.60	PC3	PASS
N5	15	10	DFT-16QAM	H	Edge_1RB_Left	21.67	PC3	PASS
N5	15	10	DFT-16QAM	H	Edge_1RB_Right	21.55	PC3	PASS
N5	15	15	DFT-QPSK	L	Outer_Full	22.80	PC3	PASS
N5	15	15	DFT-QPSK	L	Inner_Full	22.66	PC3	PASS
N5	15	15	DFT-QPSK	L	Edge_1RB_Left	22.32	PC3	PASS
N5	15	15	DFT-QPSK	L	Edge_1RB_Right	22.27	PC3	PASS
N5	15	15	DFT-16QAM	L	Outer_Full	21.73	PC3	PASS
N5	15	15	DFT-16QAM	L	Inner_Full	22.60	PC3	PASS
N5	15	15	DFT-16QAM	L	Edge_1RB_Left	21.72	PC3	PASS
N5	15	15	DFT-16QAM	L	Edge_1RB_Right	21.77	PC3	PASS
N5	15	15	DFT-QPSK	M	Outer_Full	22.82	PC3	PASS
N5	15	15	DFT-QPSK	M	Inner_Full	22.72	PC3	PASS
N5	15	15	DFT-QPSK	M	Edge_1RB_Left	22.61	PC3	PASS
N5	15	15	DFT-QPSK	M	Edge_1RB_Right	22.44	PC3	PASS
N5	15	15	DFT-16QAM	M	Outer_Full	21.81	PC3	PASS

N5	15	15	DFT-16QAM	M	Inner_Full	22.72	PC3	PASS
N5	15	15	DFT-16QAM	M	Edge_1RB_Left	21.84	PC3	PASS
N5	15	15	DFT-16QAM	M	Edge_1RB_Right	21.69	PC3	PASS
N5	15	15	DFT-QPSK	H	Outer_Full	22.72	PC3	PASS
N5	15	15	DFT-QPSK	H	Inner_Full	22.69	PC3	PASS
N5	15	15	DFT-QPSK	H	Edge_1RB_Left	22.81	PC3	PASS
N5	15	15	DFT-QPSK	H	Edge_1RB_Right	22.62	PC3	PASS
N5	15	15	DFT-16QAM	H	Outer_Full	21.85	PC3	PASS
N5	15	15	DFT-16QAM	H	Inner_Full	22.75	PC3	PASS
N5	15	15	DFT-16QAM	H	Edge_1RB_Left	22.17	PC3	PASS
N5	15	15	DFT-16QAM	H	Edge_1RB_Right	21.93	PC3	PASS
N5	15	20	DFT-QPSK	L	Outer_Full	22.74	PC3	PASS
N5	15	20	DFT-QPSK	L	Inner_Full	22.74	PC3	PASS
N5	15	20	DFT-QPSK	L	Edge_1RB_Left	22.53	PC3	PASS
N5	15	20	DFT-QPSK	L	Edge_1RB_Right	22.50	PC3	PASS
N5	15	20	DFT-16QAM	L	Outer_Full	21.82	PC3	PASS
N5	15	20	DFT-16QAM	L	Inner_Full	22.82	PC3	PASS
N5	15	20	DFT-16QAM	L	Edge_1RB_Left	21.64	PC3	PASS
N5	15	20	DFT-16QAM	L	Edge_1RB_Right	21.52	PC3	PASS
N5	15	20	DFT-QPSK	M	Outer_Full	22.75	PC3	PASS
N5	15	20	DFT-QPSK	M	Inner_Full	22.77	PC3	PASS
N5	15	20	DFT-QPSK	M	Edge_1RB_Left	**22.85**	PC3	PASS
N5	15	20	DFT-QPSK	M	Edge_1RB_Right	22.62	PC3	PASS
N5	15	20	DFT-16QAM	M	Outer_Full	21.73	PC3	PASS
N5	15	20	DFT-16QAM	M	Inner_Full	22.82	PC3	PASS
N5	15	20	DFT-16QAM	M	Edge_1RB_Left	21.84	PC3	PASS
N5	15	20	DFT-16QAM	M	Edge_1RB_Right	21.64	PC3	PASS
N5	15	20	DFT-QPSK	H	Outer_Full	22.71	PC3	PASS
N5	15	20	DFT-QPSK	H	Inner_Full	22.76	PC3	PASS
N5	15	20	DFT-QPSK	H	Edge_1RB_Left	22.77	PC3	PASS
N5	15	20	DFT-QPSK	H	Edge_1RB_Right	22.63	PC3	PASS
N5	15	20	DFT-16QAM	H	Outer_Full	21.82	PC3	PASS
N5	15	20	DFT-16QAM	H	Inner_Full	22.77	PC3	PASS
N5	15	20	DFT-16QAM	H	Edge_1RB_Left	21.80	PC3	PASS
N5	15	20	DFT-16QAM	H	Edge_1RB_Right	21.61	PC3	PASS

n66

Band	SCS	Bandwidth	Modulation	Channel	RB Config	Power (dBm)	Power Class	Verdict
N66	15	5	DFT-QPSK	L	Outer_Full	22.40	PC3	PASS
N66	15	5	DFT-QPSK	L	Inner_Full	23.37	PC3	PASS
N66	15	5	DFT-QPSK	L	Edge_1RB_Left	22.45	PC3	PASS
N66	15	5	DFT-QPSK	L	Edge_1RB_Right	22.42	PC3	PASS
N66	15	5	DFT-16QAM	L	Outer_Full	21.47	PC3	PASS
N66	15	5	DFT-16QAM	L	Inner_Full	22.39	PC3	PASS
N66	15	5	DFT-16QAM	L	Edge_1RB_Left	21.46	PC3	PASS
N66	15	5	DFT-16QAM	L	Edge_1RB_Right	21.47	PC3	PASS
N66	15	5	DFT-QPSK	M	Outer_Full	22.64	PC3	PASS
N66	15	5	DFT-QPSK	M	Inner_Full	23.59	PC3	PASS
N66	15	5	DFT-QPSK	M	Edge_1RB_Left	22.55	PC3	PASS
N66	15	5	DFT-QPSK	M	Edge_1RB_Right	22.64	PC3	PASS
N66	15	5	DFT-16QAM	M	Outer_Full	21.63	PC3	PASS
N66	15	5	DFT-16QAM	M	Inner_Full	22.68	PC3	PASS
N66	15	5	DFT-16QAM	M	Edge_1RB_Left	21.59	PC3	PASS
N66	15	5	DFT-16QAM	M	Edge_1RB_Right	21.54	PC3	PASS
N66	15	5	DFT-QPSK	H	Outer_Full	22.28	PC3	PASS
N66	15	5	DFT-QPSK	H	Inner_Full	23.25	PC3	PASS
N66	15	5	DFT-QPSK	H	Edge_1RB_Left	22.20	PC3	PASS
N66	15	5	DFT-QPSK	H	Edge_1RB_Right	22.20	PC3	PASS
N66	15	5	DFT-16QAM	H	Outer_Full	21.41	PC3	PASS
N66	15	5	DFT-16QAM	H	Inner_Full	22.29	PC3	PASS
N66	15	5	DFT-16QAM	H	Edge_1RB_Left	21.29	PC3	PASS
N66	15	5	DFT-16QAM	H	Edge_1RB_Right	21.19	PC3	PASS
N66	15	10	DFT-QPSK	L	Outer_Full	22.50	PC3	PASS
N66	15	10	DFT-QPSK	L	Inner_Full	23.39	PC3	PASS
N66	15	10	DFT-QPSK	L	Edge_1RB_Left	22.34	PC3	PASS
N66	15	10	DFT-QPSK	L	Edge_1RB_Right	22.44	PC3	PASS
N66	15	10	DFT-16QAM	L	Outer_Full	21.72	PC3	PASS
N66	15	10	DFT-16QAM	L	Inner_Full	22.60	PC3	PASS
N66	15	10	DFT-16QAM	L	Edge_1RB_Left	21.20	PC3	PASS
N66	15	10	DFT-16QAM	L	Edge_1RB_Right	21.27	PC3	PASS
N66	15	10	DFT-QPSK	M	Outer_Full	22.59	PC3	PASS
N66	15	10	DFT-QPSK	M	Inner_Full	23.47	PC3	PASS
N66	15	10	DFT-QPSK	M	Edge_1RB_Left	22.52	PC3	PASS
N66	15	10	DFT-QPSK	M	Edge_1RB_Right	22.57	PC3	PASS
N66	15	10	DFT-16QAM	M	Outer_Full	21.60	PC3	PASS
N66	15	10	DFT-16QAM	M	Inner_Full	22.61	PC3	PASS

N66	15	10	DFT-16QAM	M	Edge_1RB_Left	21.66	PC3	PASS
N66	15	10	DFT-16QAM	M	Edge_1RB_Right	21.63	PC3	PASS
N66	15	10	DFT-QPSK	H	Outer_Full	22.36	PC3	PASS
N66	15	10	DFT-QPSK	H	Inner_Full	23.26	PC3	PASS
N66	15	10	DFT-QPSK	H	Edge_1RB_Left	22.00	PC3	PASS
N66	15	10	DFT-QPSK	H	Edge_1RB_Right	21.98	PC3	PASS
N66	15	10	DFT-16QAM	H	Outer_Full	21.40	PC3	PASS
N66	15	10	DFT-16QAM	H	Inner_Full	22.35	PC3	PASS
N66	15	10	DFT-16QAM	H	Edge_1RB_Left	21.50	PC3	PASS
N66	15	10	DFT-16QAM	H	Edge_1RB_Right	21.37	PC3	PASS
N66	15	15	DFT-QPSK	L	Outer_Full	22.63	PC3	PASS
N66	15	15	DFT-QPSK	L	Inner_Full	23.52	PC3	PASS
N66	15	15	DFT-QPSK	L	Edge_1RB_Left	22.18	PC3	PASS
N66	15	15	DFT-QPSK	L	Edge_1RB_Right	22.34	PC3	PASS
N66	15	15	DFT-16QAM	L	Outer_Full	21.56	PC3	PASS
N66	15	15	DFT-16QAM	L	Inner_Full	22.54	PC3	PASS
N66	15	15	DFT-16QAM	L	Edge_1RB_Left	21.62	PC3	PASS
N66	15	15	DFT-16QAM	L	Edge_1RB_Right	21.64	PC3	PASS
N66	15	15	DFT-QPSK	M	Outer_Full	22.72	PC3	PASS
N66	15	15	DFT-QPSK	M	Inner_Full	23.56	PC3	PASS
N66	15	15	DFT-QPSK	M	Edge_1RB_Left	22.51	PC3	PASS
N66	15	15	DFT-QPSK	M	Edge_1RB_Right	22.56	PC3	PASS
N66	15	15	DFT-16QAM	M	Outer_Full	21.68	PC3	PASS
N66	15	15	DFT-16QAM	M	Inner_Full	22.63	PC3	PASS
N66	15	15	DFT-16QAM	M	Edge_1RB_Left	21.71	PC3	PASS
N66	15	15	DFT-16QAM	M	Edge_1RB_Right	21.75	PC3	PASS
N66	15	15	DFT-QPSK	H	Outer_Full	22.43	PC3	PASS
N66	15	15	DFT-QPSK	H	Inner_Full	23.21	PC3	PASS
N66	15	15	DFT-QPSK	H	Edge_1RB_Left	22.53	PC3	PASS
N66	15	15	DFT-QPSK	H	Edge_1RB_Right	22.44	PC3	PASS
N66	15	15	DFT-16QAM	H	Outer_Full	21.46	PC3	PASS
N66	15	15	DFT-16QAM	H	Inner_Full	22.41	PC3	PASS
N66	15	15	DFT-16QAM	H	Edge_1RB_Left	21.79	PC3	PASS
N66	15	15	DFT-16QAM	H	Edge_1RB_Right	21.78	PC3	PASS
N66	15	20	DFT-QPSK	L	Outer_Full	22.59	PC3	PASS
N66	15	20	DFT-QPSK	L	Inner_Full	23.50	PC3	PASS
N66	15	20	DFT-QPSK	L	Edge_1RB_Left	22.47	PC3	PASS
N66	15	20	DFT-QPSK	L	Edge_1RB_Right	22.52	PC3	PASS
N66	15	20	DFT-16QAM	L	Outer_Full	21.51	PC3	PASS
N66	15	20	DFT-16QAM	L	Inner_Full	22.55	PC3	PASS
N66	15	20	DFT-16QAM	L	Edge_1RB_Left	21.65	PC3	PASS
N66	15	20	DFT-16QAM	L	Edge_1RB_Right	21.80	PC3	PASS

N66	15	20	DFT-QPSK	M	Outer_Full	22.67	PC3	PASS
N66	15	20	DFT-QPSK	M	Inner_Full	23.57	PC3	PASS
N66	15	20	DFT-QPSK	M	Edge_1RB_Left	22.81	PC3	PASS
N66	15	20	DFT-QPSK	M	Edge_1RB_Right	22.74	PC3	PASS
N66	15	20	DFT-16QAM	M	Outer_Full	21.63	PC3	PASS
N66	15	20	DFT-16QAM	M	Inner_Full	22.68	PC3	PASS
N66	15	20	DFT-16QAM	M	Edge_1RB_Left	21.74	PC3	PASS
N66	15	20	DFT-16QAM	M	Edge_1RB_Right	21.70	PC3	PASS
N66	15	20	DFT-QPSK	H	Outer_Full	22.43	PC3	PASS
N66	15	20	DFT-QPSK	H	Inner_Full	23.39	PC3	PASS
N66	15	20	DFT-QPSK	H	Edge_1RB_Left	22.58	PC3	PASS
N66	15	20	DFT-QPSK	H	Edge_1RB_Right	22.44	PC3	PASS
N66	15	20	DFT-16QAM	H	Outer_Full	21.54	PC3	PASS
N66	15	20	DFT-16QAM	H	Inner_Full	22.43	PC3	PASS
N66	15	20	DFT-16QAM	H	Edge_1RB_Left	21.48	PC3	PASS
N66	15	20	DFT-16QAM	H	Edge_1RB_Right	21.28	PC3	PASS
N66	15	30	DFT-QPSK	L	Outer_Full	22.60	PC3	PASS
N66	15	30	DFT-QPSK	L	Inner_Full	23.50	PC3	PASS
N66	15	30	DFT-QPSK	L	Edge_1RB_Left	22.51	PC3	PASS
N66	15	30	DFT-QPSK	L	Edge_1RB_Right	22.54	PC3	PASS
N66	15	30	DFT-16QAM	L	Outer_Full	21.67	PC3	PASS
N66	15	30	DFT-16QAM	L	Inner_Full	22.60	PC3	PASS
N66	15	30	DFT-16QAM	L	Edge_1RB_Left	21.51	PC3	PASS
N66	15	30	DFT-16QAM	L	Edge_1RB_Right	21.53	PC3	PASS
N66	15	30	DFT-QPSK	M	Outer_Full	22.75	PC3	PASS
N66	15	30	DFT-QPSK	M	Inner_Full	**23.60**	PC3	PASS
N66	15	30	DFT-QPSK	M	Edge_1RB_Left	22.58	PC3	PASS
N66	15	30	DFT-QPSK	M	Edge_1RB_Right	22.50	PC3	PASS
N66	15	30	DFT-16QAM	M	Outer_Full	21.74	PC3	PASS
N66	15	30	DFT-16QAM	M	Inner_Full	22.63	PC3	PASS
N66	15	30	DFT-16QAM	M	Edge_1RB_Left	21.86	PC3	PASS
N66	15	30	DFT-16QAM	M	Edge_1RB_Right	21.79	PC3	PASS
N66	15	30	DFT-QPSK	H	Outer_Full	22.53	PC3	PASS
N66	15	30	DFT-QPSK	H	Inner_Full	23.34	PC3	PASS
N66	15	30	DFT-QPSK	H	Edge_1RB_Left	22.42	PC3	PASS
N66	15	30	DFT-QPSK	H	Edge_1RB_Right	22.21	PC3	PASS
N66	15	30	DFT-16QAM	H	Outer_Full	21.48	PC3	PASS
N66	15	30	DFT-16QAM	H	Inner_Full	22.45	PC3	PASS
N66	15	30	DFT-16QAM	H	Edge_1RB_Left	21.41	PC3	PASS
N66	15	30	DFT-16QAM	H	Edge_1RB_Right	21.19	PC3	PASS

n71

Band	SCS	Bandwidth	Modulation	Channel	RB Config	Power (dBm)	Power Class	Verdict
N71	15	5	DFT-QPSK	L	Outer_Full	22.77	PC3	PASS
N71	15	5	DFT-QPSK	L	Inner_Full	22.78	PC3	PASS
N71	15	5	DFT-QPSK	L	Edge_1RB_Left	22.71	PC3	PASS
N71	15	5	DFT-QPSK	L	Edge_1RB_Right	22.91	PC3	PASS
N71	15	5	DFT-16QAM	L	Outer_Full	21.83	PC3	PASS
N71	15	5	DFT-16QAM	L	Inner_Full	22.63	PC3	PASS
N71	15	5	DFT-16QAM	L	Edge_1RB_Left	21.84	PC3	PASS
N71	15	5	DFT-16QAM	L	Edge_1RB_Right	21.71	PC3	PASS
N71	15	5	DFT-QPSK	M	Outer_Full	22.77	PC3	PASS
N71	15	5	DFT-QPSK	M	Inner_Full	22.88	PC3	PASS
N71	15	5	DFT-QPSK	M	Edge_1RB_Left	22.67	PC3	PASS
N71	15	5	DFT-QPSK	M	Edge_1RB_Right	22.69	PC3	PASS
N71	15	5	DFT-16QAM	M	Outer_Full	21.70	PC3	PASS
N71	15	5	DFT-16QAM	M	Inner_Full	22.78	PC3	PASS
N71	15	5	DFT-16QAM	M	Edge_1RB_Left	21.66	PC3	PASS
N71	15	5	DFT-16QAM	M	Edge_1RB_Right	21.66	PC3	PASS
N71	15	5	DFT-QPSK	H	Outer_Full	22.61	PC3	PASS
N71	15	5	DFT-QPSK	H	Inner_Full	22.61	PC3	PASS
N71	15	5	DFT-QPSK	H	Edge_1RB_Left	22.47	PC3	PASS
N71	15	5	DFT-QPSK	H	Edge_1RB_Right	22.34	PC3	PASS
N71	15	5	DFT-16QAM	H	Outer_Full	21.72	PC3	PASS
N71	15	5	DFT-16QAM	H	Inner_Full	22.61	PC3	PASS
N71	15	5	DFT-16QAM	H	Edge_1RB_Left	21.60	PC3	PASS
N71	15	5	DFT-16QAM	H	Edge_1RB_Right	21.45	PC3	PASS
N71	15	10	DFT-QPSK	L	Outer_Full	22.73	PC3	PASS
N71	15	10	DFT-QPSK	L	Inner_Full	22.73	PC3	PASS
N71	15	10	DFT-QPSK	L	Edge_1RB_Left	22.73	PC3	PASS
N71	15	10	DFT-QPSK	L	Edge_1RB_Right	22.55	PC3	PASS
N71	15	10	DFT-16QAM	L	Outer_Full	21.78	PC3	PASS
N71	15	10	DFT-16QAM	L	Inner_Full	22.76	PC3	PASS
N71	15	10	DFT-16QAM	L	Edge_1RB_Left	21.53	PC3	PASS
N71	15	10	DFT-16QAM	L	Edge_1RB_Right	21.39	PC3	PASS
N71	15	10	DFT-QPSK	M	Outer_Full	22.70	PC3	PASS
N71	15	10	DFT-QPSK	M	Inner_Full	22.79	PC3	PASS
N71	15	10	DFT-QPSK	M	Edge_1RB_Left	22.67	PC3	PASS
N71	15	10	DFT-QPSK	M	Edge_1RB_Right	22.66	PC3	PASS
N71	15	10	DFT-16QAM	M	Outer_Full	21.75	PC3	PASS
N71	15	10	DFT-16QAM	M	Inner_Full	22.81	PC3	PASS

N71	15	10	DFT-16QAM	M	Edge_1RB_Left	21.87	PC3	PASS
N71	15	10	DFT-16QAM	M	Edge_1RB_Right	21.85	PC3	PASS
N71	15	10	DFT-QPSK	H	Outer_Full	22.66	PC3	PASS
N71	15	10	DFT-QPSK	H	Inner_Full	22.69	PC3	PASS
N71	15	10	DFT-QPSK	H	Edge_1RB_Left	22.37	PC3	PASS
N71	15	10	DFT-QPSK	H	Edge_1RB_Right	22.21	PC3	PASS
N71	15	10	DFT-16QAM	H	Outer_Full	21.67	PC3	PASS
N71	15	10	DFT-16QAM	H	Inner_Full	22.65	PC3	PASS
N71	15	10	DFT-16QAM	H	Edge_1RB_Left	21.92	PC3	PASS
N71	15	10	DFT-16QAM	H	Edge_1RB_Right	21.74	PC3	PASS
N71	15	15	DFT-QPSK	L	Outer_Full	22.74	PC3	PASS
N71	15	15	DFT-QPSK	L	Inner_Full	22.83	PC3	PASS
N71	15	15	DFT-QPSK	L	Edge_1RB_Left	22.42	PC3	PASS
N71	15	15	DFT-QPSK	L	Edge_1RB_Right	22.27	PC3	PASS
N71	15	15	DFT-16QAM	L	Outer_Full	21.79	PC3	PASS
N71	15	15	DFT-16QAM	L	Inner_Full	22.71	PC3	PASS
N71	15	15	DFT-16QAM	L	Edge_1RB_Left	21.93	PC3	PASS
N71	15	15	DFT-16QAM	L	Edge_1RB_Right	21.85	PC3	PASS
N71	15	15	DFT-QPSK	M	Outer_Full	22.72	PC3	PASS
N71	15	15	DFT-QPSK	M	Inner_Full	22.81	PC3	PASS
N71	15	15	DFT-QPSK	M	Edge_1RB_Left	22.57	PC3	PASS
N71	15	15	DFT-QPSK	M	Edge_1RB_Right	22.63	PC3	PASS
N71	15	15	DFT-16QAM	M	Outer_Full	21.82	PC3	PASS
N71	15	15	DFT-16QAM	M	Inner_Full	22.75	PC3	PASS
N71	15	15	DFT-16QAM	M	Edge_1RB_Left	21.76	PC3	PASS
N71	15	15	DFT-16QAM	M	Edge_1RB_Right	21.90	PC3	PASS
N71	15	15	DFT-QPSK	H	Outer_Full	22.66	PC3	PASS
N71	15	15	DFT-QPSK	H	Inner_Full	22.73	PC3	PASS
N71	15	15	DFT-QPSK	H	Edge_1RB_Left	22.90	PC3	PASS
N71	15	15	DFT-QPSK	H	Edge_1RB_Right	22.70	PC3	PASS
N71	15	15	DFT-16QAM	H	Outer_Full	21.69	PC3	PASS
N71	15	15	DFT-16QAM	H	Inner_Full	22.79	PC3	PASS
N71	15	15	DFT-16QAM	H	Edge_1RB_Left	22.13	PC3	PASS
N71	15	15	DFT-16QAM	H	Edge_1RB_Right	21.98	PC3	PASS
N71	15	20	DFT-QPSK	L	Outer_Full	22.75	PC3	PASS
N71	15	20	DFT-QPSK	L	Inner_Full	22.75	PC3	PASS
N71	15	20	DFT-QPSK	L	Edge_1RB_Left	22.77	PC3	PASS
N71	15	20	DFT-QPSK	L	Edge_1RB_Right	22.70	PC3	PASS
N71	15	20	DFT-16QAM	L	Outer_Full	21.72	PC3	PASS
N71	15	20	DFT-16QAM	L	Inner_Full	22.75	PC3	PASS
N71	15	20	DFT-16QAM	L	Edge_1RB_Left	21.91	PC3	PASS
N71	15	20	DFT-16QAM	L	Edge_1RB_Right	21.89	PC3	PASS

N71	15	20	DFT-QPSK	M	Outer_Full	22.72	PC3	PASS
N71	15	20	DFT-QPSK	M	Inner_Full	22.82	PC3	PASS
N71	15	20	DFT-QPSK	M	Edge_1RB_Left	22.76	PC3	PASS
N71	15	20	DFT-QPSK	M	Edge_1RB_Right	22.82	PC3	PASS
N71	15	20	DFT-16QAM	M	Outer_Full	21.74	PC3	PASS
N71	15	20	DFT-16QAM	M	Inner_Full	22.72	PC3	PASS
N71	15	20	DFT-16QAM	M	Edge_1RB_Left	21.71	PC3	PASS
N71	15	20	DFT-16QAM	M	Edge_1RB_Right	21.82	PC3	PASS
N71	15	20	DFT-QPSK	H	Outer_Full	22.67	PC3	PASS
N71	15	20	DFT-QPSK	H	Inner_Full	22.66	PC3	PASS
N71	15	20	DFT-QPSK	H	Edge_1RB_Left	**22.91**	PC3	PASS
N71	15	20	DFT-QPSK	H	Edge_1RB_Right	22.72	PC3	PASS
N71	15	20	DFT-16QAM	H	Outer_Full	21.69	PC3	PASS
N71	15	20	DFT-16QAM	H	Inner_Full	22.76	PC3	PASS
N71	15	20	DFT-16QAM	H	Edge_1RB_Left	21.79	PC3	PASS
N71	15	20	DFT-16QAM	H	Edge_1RB_Right	21.68	PC3	PASS

n41

Band	SCS	Bandwidth	Modulation	Channel	RB Config	Power (dBm)	Power Class	Verdict
N41	30	20	DFT-QPSK	L	Outer_Full	25.00	PC2	PASS
N41	30	20	DFT-QPSK	L	Inner_Full	25.01	PC2	PASS
N41	30	20	DFT-QPSK	L	Edge_1RB_Left	24.83	PC2	PASS
N41	30	20	DFT-QPSK	L	Edge_1RB_Right	24.75	PC2	PASS
N41	30	20	DFT-16QAM	L	Outer_Full	23.98	PC2	PASS
N41	30	20	DFT-16QAM	L	Inner_Full	24.90	PC2	PASS
N41	30	20	DFT-16QAM	L	Edge_1RB_Left	23.71	PC2	PASS
N41	30	20	DFT-16QAM	L	Edge_1RB_Right	23.69	PC2	PASS
N41	30	20	DFT-QPSK	M	Outer_Full	24.84	PC2	PASS
N41	30	20	DFT-QPSK	M	Inner_Full	25.82	PC2	PASS
N41	30	20	DFT-QPSK	M	Edge_1RB_Left	24.69	PC2	PASS
N41	30	20	DFT-QPSK	M	Edge_1RB_Right	24.71	PC2	PASS
N41	30	20	DFT-16QAM	M	Outer_Full	23.83	PC2	PASS
N41	30	20	DFT-16QAM	M	Inner_Full	24.83	PC2	PASS
N41	30	20	DFT-16QAM	M	Edge_1RB_Left	23.57	PC2	PASS
N41	30	20	DFT-16QAM	M	Edge_1RB_Right	23.70	PC2	PASS
N41	30	20	DFT-QPSK	H	Outer_Full	24.36	PC2	PASS
N41	30	20	DFT-QPSK	H	Inner_Full	25.35	PC2	PASS
N41	30	20	DFT-QPSK	H	Edge_1RB_Left	24.47	PC2	PASS
N41	30	20	DFT-QPSK	H	Edge_1RB_Right	24.24	PC2	PASS
N41	30	20	DFT-16QAM	H	Outer_Full	23.36	PC2	PASS

N41	30	20	DFT-16QAM	H	Inner_Full	24.30	PC2	PASS
N41	30	20	DFT-16QAM	H	Edge_1RB_Left	23.38	PC2	PASS
N41	30	20	DFT-16QAM	H	Edge_1RB_Right	23.25	PC2	PASS
N41	30	30	DFT-QPSK	L	Outer_Full	24.83	PC2	PASS
N41	30	30	DFT-QPSK	L	Inner_Full	25.88	PC2	PASS
N41	30	30	DFT-QPSK	L	Edge_1RB_Left	24.83	PC2	PASS
N41	30	30	DFT-QPSK	L	Edge_1RB_Right	24.87	PC2	PASS
N41	30	30	DFT-16QAM	L	Outer_Full	23.84	PC2	PASS
N41	30	30	DFT-16QAM	L	Inner_Full	24.87	PC2	PASS
N41	30	30	DFT-16QAM	L	Edge_1RB_Left	23.90	PC2	PASS
N41	30	30	DFT-16QAM	L	Edge_1RB_Right	23.84	PC2	PASS
N41	30	30	DFT-QPSK	M	Outer_Full	24.79	PC2	PASS
N41	30	30	DFT-QPSK	M	Inner_Full	25.82	PC2	PASS
N41	30	30	DFT-QPSK	M	Edge_1RB_Left	24.74	PC2	PASS
N41	30	30	DFT-QPSK	M	Edge_1RB_Right	24.85	PC2	PASS
N41	30	30	DFT-16QAM	M	Outer_Full	23.88	PC2	PASS
N41	30	30	DFT-16QAM	M	Inner_Full	24.71	PC2	PASS
N41	30	30	DFT-16QAM	M	Edge_1RB_Left	23.87	PC2	PASS
N41	30	30	DFT-16QAM	M	Edge_1RB_Right	24.01	PC2	PASS
N41	30	30	DFT-QPSK	H	Outer_Full	24.41	PC2	PASS
N41	30	30	DFT-QPSK	H	Inner_Full	25.40	PC2	PASS
N41	30	30	DFT-QPSK	H	Edge_1RB_Left	24.42	PC2	PASS
N41	30	30	DFT-QPSK	H	Edge_1RB_Right	24.43	PC2	PASS
N41	30	30	DFT-16QAM	H	Outer_Full	23.38	PC2	PASS
N41	30	30	DFT-16QAM	H	Inner_Full	24.31	PC2	PASS
N41	30	30	DFT-16QAM	H	Edge_1RB_Left	23.31	PC2	PASS
N41	30	30	DFT-16QAM	H	Edge_1RB_Right	23.24	PC2	PASS
N41	30	40	DFT-QPSK	L	Outer_Full	24.80	PC2	PASS
N41	30	40	DFT-QPSK	L	Inner_Full	25.89	PC2	PASS
N41	30	40	DFT-QPSK	L	Edge_1RB_Left	24.85	PC2	PASS
N41	30	40	DFT-QPSK	L	Edge_1RB_Right	24.86	PC2	PASS
N41	30	40	DFT-16QAM	L	Outer_Full	23.81	PC2	PASS
N41	30	40	DFT-16QAM	L	Inner_Full	24.83	PC2	PASS
N41	30	40	DFT-16QAM	L	Edge_1RB_Left	23.70	PC2	PASS
N41	30	40	DFT-16QAM	L	Edge_1RB_Right	23.81	PC2	PASS
N41	30	40	DFT-QPSK	M	Outer_Full	24.85	PC2	PASS
N41	30	40	DFT-QPSK	M	Inner_Full	25.83	PC2	PASS
N41	30	40	DFT-QPSK	M	Edge_1RB_Left	24.95	PC2	PASS
N41	30	40	DFT-QPSK	M	Edge_1RB_Right	24.86	PC2	PASS
N41	30	40	DFT-16QAM	M	Outer_Full	23.75	PC2	PASS
N41	30	40	DFT-16QAM	M	Inner_Full	24.74	PC2	PASS
N41	30	40	DFT-16QAM	M	Edge_1RB_Left	23.84	PC2	PASS

N41	30	40	DFT-16QAM	M	Edge_1RB_Right	23.91	PC2	PASS
N41	30	40	DFT-QPSK	H	Outer_Full	24.38	PC2	PASS
N41	30	40	DFT-QPSK	H	Inner_Full	25.44	PC2	PASS
N41	30	40	DFT-QPSK	H	Edge_1RB_Left	24.51	PC2	PASS
N41	30	40	DFT-QPSK	H	Edge_1RB_Right	24.35	PC2	PASS
N41	30	40	DFT-16QAM	H	Outer_Full	23.41	PC2	PASS
N41	30	40	DFT-16QAM	H	Inner_Full	24.29	PC2	PASS
N41	30	40	DFT-16QAM	H	Edge_1RB_Left	23.80	PC2	PASS
N41	30	40	DFT-16QAM	H	Edge_1RB_Right	23.52	PC2	PASS
N41	30	50	DFT-QPSK	L	Outer_Full	24.71	PC2	PASS
N41	30	50	DFT-QPSK	L	Inner_Full	25.83	PC2	PASS
N41	30	50	DFT-QPSK	L	Edge_1RB_Left	24.80	PC2	PASS
N41	30	50	DFT-QPSK	L	Edge_1RB_Right	24.88	PC2	PASS
N41	30	50	DFT-16QAM	L	Outer_Full	23.73	PC2	PASS
N41	30	50	DFT-16QAM	L	Inner_Full	24.86	PC2	PASS
N41	30	50	DFT-16QAM	L	Edge_1RB_Left	23.72	PC2	PASS
N41	30	50	DFT-16QAM	L	Edge_1RB_Right	23.78	PC2	PASS
N41	30	50	DFT-QPSK	M	Outer_Full	24.74	PC2	PASS
N41	30	50	DFT-QPSK	M	Inner_Full	25.78	PC2	PASS
N41	30	50	DFT-QPSK	M	Edge_1RB_Left	24.72	PC2	PASS
N41	30	50	DFT-QPSK	M	Edge_1RB_Right	24.77	PC2	PASS
N41	30	50	DFT-16QAM	M	Outer_Full	23.61	PC2	PASS
N41	30	50	DFT-16QAM	M	Inner_Full	24.71	PC2	PASS
N41	30	50	DFT-16QAM	M	Edge_1RB_Left	23.68	PC2	PASS
N41	30	50	DFT-16QAM	M	Edge_1RB_Right	23.71	PC2	PASS
N41	30	50	DFT-QPSK	H	Outer_Full	24.25	PC2	PASS
N41	30	50	DFT-QPSK	H	Inner_Full	25.37	PC2	PASS
N41	30	50	DFT-QPSK	H	Edge_1RB_Left	24.58	PC2	PASS
N41	30	50	DFT-QPSK	H	Edge_1RB_Right	24.25	PC2	PASS
N41	30	50	DFT-16QAM	H	Outer_Full	23.40	PC2	PASS
N41	30	50	DFT-16QAM	H	Inner_Full	24.34	PC2	PASS
N41	30	50	DFT-16QAM	H	Edge_1RB_Left	23.62	PC2	PASS
N41	30	50	DFT-16QAM	H	Edge_1RB_Right	23.24	PC2	PASS
N41	30	60	DFT-QPSK	L	Outer_Full	24.76	PC2	PASS
N41	30	60	DFT-QPSK	L	Inner_Full	25.73	PC2	PASS
N41	30	60	DFT-QPSK	L	Edge_1RB_Left	24.71	PC2	PASS
N41	30	60	DFT-QPSK	L	Edge_1RB_Right	24.42	PC2	PASS
N41	30	60	DFT-16QAM	L	Outer_Full	23.73	PC2	PASS
N41	30	60	DFT-16QAM	L	Inner_Full	24.78	PC2	PASS
N41	30	60	DFT-16QAM	L	Edge_1RB_Left	23.86	PC2	PASS
N41	30	60	DFT-16QAM	L	Edge_1RB_Right	23.68	PC2	PASS
N41	30	60	DFT-QPSK	M	Outer_Full	24.76	PC2	PASS

N41	30	60	DFT-QPSK	M	Inner_Full	25.67	PC2	PASS
N41	30	60	DFT-QPSK	M	Edge_1RB_Left	24.56	PC2	PASS
N41	30	60	DFT-QPSK	M	Edge_1RB_Right	24.52	PC2	PASS
N41	30	60	DFT-16QAM	M	Outer_Full	23.62	PC2	PASS
N41	30	60	DFT-16QAM	M	Inner_Full	24.78	PC2	PASS
N41	30	60	DFT-16QAM	M	Edge_1RB_Left	23.57	PC2	PASS
N41	30	60	DFT-16QAM	M	Edge_1RB_Right	23.45	PC2	PASS
N41	30	60	DFT-QPSK	H	Outer_Full	24.46	PC2	PASS
N41	30	60	DFT-QPSK	H	Inner_Full	25.29	PC2	PASS
N41	30	60	DFT-QPSK	H	Edge_1RB_Left	24.40	PC2	PASS
N41	30	60	DFT-QPSK	H	Edge_1RB_Right	24.05	PC2	PASS
N41	30	60	DFT-16QAM	H	Outer_Full	23.46	PC2	PASS
N41	30	60	DFT-16QAM	H	Inner_Full	24.45	PC2	PASS
N41	30	60	DFT-16QAM	H	Edge_1RB_Left	23.38	PC2	PASS
N41	30	60	DFT-16QAM	H	Edge_1RB_Right	22.99	PC2	PASS
N41	30	70	DFT-QPSK	L	Outer_Full	24.84	PC2	PASS
N41	30	70	DFT-QPSK	L	Inner_Full	25.72	PC2	PASS
N41	30	70	DFT-QPSK	L	Edge_1RB_Left	24.62	PC2	PASS
N41	30	70	DFT-QPSK	L	Edge_1RB_Right	24.53	PC2	PASS
N41	30	70	DFT-16QAM	L	Outer_Full	23.74	PC2	PASS
N41	30	70	DFT-16QAM	L	Inner_Full	24.72	PC2	PASS
N41	30	70	DFT-16QAM	L	Edge_1RB_Left	23.75	PC2	PASS
N41	30	70	DFT-16QAM	L	Edge_1RB_Right	23.59	PC2	PASS
N41	30	70	DFT-QPSK	M	Outer_Full	24.69	PC2	PASS
N41	30	70	DFT-QPSK	M	Inner_Full	25.74	PC2	PASS
N41	30	70	DFT-QPSK	M	Edge_1RB_Left	24.54	PC2	PASS
N41	30	70	DFT-QPSK	M	Edge_1RB_Right	24.44	PC2	PASS
N41	30	70	DFT-16QAM	M	Outer_Full	23.69	PC2	PASS
N41	30	70	DFT-16QAM	M	Inner_Full	24.71	PC2	PASS
N41	30	70	DFT-16QAM	M	Edge_1RB_Left	23.58	PC2	PASS
N41	30	70	DFT-16QAM	M	Edge_1RB_Right	23.49	PC2	PASS
N41	30	70	DFT-QPSK	H	Outer_Full	24.55	PC2	PASS
N41	30	70	DFT-QPSK	H	Inner_Full	25.41	PC2	PASS
N41	30	70	DFT-QPSK	H	Edge_1RB_Left	24.55	PC2	PASS
N41	30	70	DFT-QPSK	H	Edge_1RB_Right	23.95	PC2	PASS
N41	30	70	DFT-16QAM	H	Outer_Full	23.45	PC2	PASS
N41	30	70	DFT-16QAM	H	Inner_Full	24.42	PC2	PASS
N41	30	70	DFT-16QAM	H	Edge_1RB_Left	23.48	PC2	PASS
N41	30	70	DFT-16QAM	H	Edge_1RB_Right	22.89	PC2	PASS
N41	30	80	DFT-QPSK	L	Outer_Full	24.71	PC2	PASS
N41	30	80	DFT-QPSK	L	Inner_Full	25.57	PC2	PASS
N41	30	80	DFT-QPSK	L	Edge_1RB_Left	24.71	PC2	PASS

N41	30	80	DFT-QPSK	L	Edge_1RB_Right	24.59	PC2	PASS
N41	30	80	DFT-16QAM	L	Outer_Full	23.61	PC2	PASS
N41	30	80	DFT-16QAM	L	Inner_Full	24.67	PC2	PASS
N41	30	80	DFT-16QAM	L	Edge_1RB_Left	23.75	PC2	PASS
N41	30	80	DFT-16QAM	L	Edge_1RB_Right	23.69	PC2	PASS
N41	30	80	DFT-QPSK	M	Outer_Full	24.71	PC2	PASS
N41	30	80	DFT-QPSK	M	Inner_Full	25.74	PC2	PASS
N41	30	80	DFT-QPSK	M	Edge_1RB_Left	24.46	PC2	PASS
N41	30	80	DFT-QPSK	M	Edge_1RB_Right	24.50	PC2	PASS
N41	30	80	DFT-16QAM	M	Outer_Full	23.61	PC2	PASS
N41	30	80	DFT-16QAM	M	Inner_Full	24.75	PC2	PASS
N41	30	80	DFT-16QAM	M	Edge_1RB_Left	23.47	PC2	PASS
N41	30	80	DFT-16QAM	M	Edge_1RB_Right	23.52	PC2	PASS
N41	30	80	DFT-QPSK	H	Outer_Full	24.42	PC2	PASS
N41	30	80	DFT-QPSK	H	Inner_Full	25.46	PC2	PASS
N41	30	80	DFT-QPSK	H	Edge_1RB_Left	24.50	PC2	PASS
N41	30	80	DFT-QPSK	H	Edge_1RB_Right	24.01	PC2	PASS
N41	30	80	DFT-16QAM	H	Outer_Full	23.42	PC2	PASS
N41	30	80	DFT-16QAM	H	Inner_Full	24.50	PC2	PASS
N41	30	80	DFT-16QAM	H	Edge_1RB_Left	23.65	PC2	PASS
N41	30	80	DFT-16QAM	H	Edge_1RB_Right	23.22	PC2	PASS
N41	30	90	DFT-QPSK	L	Outer_Full	24.82	PC2	PASS
N41	30	90	DFT-QPSK	L	Inner_Full	25.71	PC2	PASS
N41	30	90	DFT-QPSK	L	Edge_1RB_Left	24.64	PC2	PASS
N41	30	90	DFT-QPSK	L	Edge_1RB_Right	24.63	PC2	PASS
N41	30	90	DFT-16QAM	L	Outer_Full	23.71	PC2	PASS
N41	30	90	DFT-16QAM	L	Inner_Full	24.74	PC2	PASS
N41	30	90	DFT-16QAM	L	Edge_1RB_Left	23.58	PC2	PASS
N41	30	90	DFT-16QAM	L	Edge_1RB_Right	23.63	PC2	PASS
N41	30	90	DFT-QPSK	M	Outer_Full	24.65	PC2	PASS
N41	30	90	DFT-QPSK	M	Inner_Full	25.74	PC2	PASS
N41	30	90	DFT-QPSK	M	Edge_1RB_Left	24.38	PC2	PASS
N41	30	90	DFT-QPSK	M	Edge_1RB_Right	24.42	PC2	PASS
N41	30	90	DFT-16QAM	M	Outer_Full	23.65	PC2	PASS
N41	30	90	DFT-16QAM	M	Inner_Full	24.73	PC2	PASS
N41	30	90	DFT-16QAM	M	Edge_1RB_Left	23.34	PC2	PASS
N41	30	90	DFT-16QAM	M	Edge_1RB_Right	23.41	PC2	PASS
N41	30	90	DFT-QPSK	H	Outer_Full	24.59	PC2	PASS
N41	30	90	DFT-QPSK	H	Inner_Full	25.54	PC2	PASS
N41	30	90	DFT-QPSK	H	Edge_1RB_Left	24.52	PC2	PASS
N41	30	90	DFT-QPSK	H	Edge_1RB_Right	24.08	PC2	PASS
N41	30	90	DFT-16QAM	H	Outer_Full	23.56	PC2	PASS

N41	30	90	DFT-16QAM	H	Inner_Full	24.44	PC2	PASS
N41	30	90	DFT-16QAM	H	Edge_1RB_Left	23.59	PC2	PASS
N41	30	90	DFT-16QAM	H	Edge_1RB_Right	23.10	PC2	PASS
N41	30	100	DFT-QPSK	L	Outer_Full	24.71	PC2	PASS
N41	30	100	DFT-QPSK	L	Inner_Full	25.72	PC2	PASS
N41	30	100	DFT-QPSK	L	Edge_1RB_Left	24.59	PC2	PASS
N41	30	100	DFT-QPSK	L	Edge_1RB_Right	24.49	PC2	PASS
N41	30	100	DFT-16QAM	L	Outer_Full	23.62	PC2	PASS
N41	30	100	DFT-16QAM	L	Inner_Full	24.74	PC2	PASS
N41	30	100	DFT-16QAM	L	Edge_1RB_Left	23.58	PC2	PASS
N41	30	100	DFT-16QAM	L	Edge_1RB_Right	23.53	PC2	PASS
N41	30	100	DFT-QPSK	M	Outer_Full	24.66	PC2	PASS
N41	30	100	DFT-QPSK	M	Inner_Full	**25.92**	PC2	PASS
N41	30	100	DFT-QPSK	M	Edge_1RB_Left	24.38	PC2	PASS
N41	30	100	DFT-QPSK	M	Edge_1RB_Right	24.33	PC2	PASS
N41	30	100	DFT-16QAM	M	Outer_Full	23.66	PC2	PASS
N41	30	100	DFT-16QAM	M	Inner_Full	24.70	PC2	PASS
N41	30	100	DFT-16QAM	M	Edge_1RB_Left	23.43	PC2	PASS
N41	30	100	DFT-16QAM	M	Edge_1RB_Right	23.28	PC2	PASS
N41	30	100	DFT-QPSK	H	Outer_Full	24.57	PC2	PASS
N41	30	100	DFT-QPSK	H	Inner_Full	25.52	PC2	PASS
N41	30	100	DFT-QPSK	H	Edge_1RB_Left	24.49	PC2	PASS
N41	30	100	DFT-QPSK	H	Edge_1RB_Right	23.91	PC2	PASS
N41	30	100	DFT-16QAM	H	Outer_Full	23.43	PC2	PASS
N41	30	100	DFT-16QAM	H	Inner_Full	24.48	PC2	PASS
N41	30	100	DFT-16QAM	H	Edge_1RB_Left	23.51	PC2	PASS
N41	30	100	DFT-16QAM	H	Edge_1RB_Right	23.07	PC2	PASS

n77(3450-3550MHz)

Band	SCS	Bandwidth	Modulation	Channel	RB Config	Power (dBm)	Power Class	Verdict
N77-3450-3550	30	20	DFT-QPSK	L	Outer_Full	24.38	PC2	PASS
N77-3450-3550	30	20	DFT-QPSK	L	Inner_Full	25.56	PC2	PASS
N77-3450-3550	30	20	DFT-QPSK	L	Edge_1RB_Left	24.45	PC2	PASS
N77-3450-3550	30	20	DFT-QPSK	L	Edge_1RB_Right	24.52	PC2	PASS
N77-3450-3550	30	20	DFT-16QAM	L	Outer_Full	23.36	PC2	PASS
N77-3450-3550	30	20	DFT-16QAM	L	Inner_Full	24.53	PC2	PASS
N77-3450-3550	30	20	DFT-16QAM	L	Edge_1RB_Left	23.30	PC2	PASS
N77-3450-3550	30	20	DFT-16QAM	L	Edge_1RB_Right	23.45	PC2	PASS
N77-3450-3550	30	20	DFT-QPSK	M	Outer_Full	24.67	PC2	PASS

N77-3450-3550	30	20	DFT-QPSK	M	Inner_Full	25.55	PC2	PASS
N77-3450-3550	30	20	DFT-QPSK	M	Edge_1RB_Left	24.93	PC2	PASS
N77-3450-3550	30	20	DFT-QPSK	M	Edge_1RB_Right	24.41	PC2	PASS
N77-3450-3550	30	20	DFT-16QAM	M	Outer_Full	23.59	PC2	PASS
N77-3450-3550	30	20	DFT-16QAM	M	Inner_Full	24.69	PC2	PASS
N77-3450-3550	30	20	DFT-16QAM	M	Edge_1RB_Left	23.79	PC2	PASS
N77-3450-3550	30	20	DFT-16QAM	M	Edge_1RB_Right	23.16	PC2	PASS
N77-3450-3550	30	20	DFT-QPSK	H	Outer_Full	23.99	PC2	PASS
N77-3450-3550	30	20	DFT-QPSK	H	Inner_Full	25.03	PC2	PASS
N77-3450-3550	30	20	DFT-QPSK	H	Edge_1RB_Left	24.30	PC2	PASS
N77-3450-3550	30	20	DFT-QPSK	H	Edge_1RB_Right	23.76	PC2	PASS
N77-3450-3550	30	20	DFT-16QAM	H	Outer_Full	22.98	PC2	PASS
N77-3450-3550	30	20	DFT-16QAM	H	Inner_Full	24.03	PC2	PASS
N77-3450-3550	30	20	DFT-16QAM	H	Edge_1RB_Left	23.27	PC2	PASS
N77-3450-3550	30	20	DFT-16QAM	H	Edge_1RB_Right	22.85	PC2	PASS
N77-3450-3550	30	30	DFT-QPSK	L	Outer_Full	24.58	PC2	PASS
N77-3450-3550	30	30	DFT-QPSK	L	Inner_Full	25.49	PC2	PASS
N77-3450-3550	30	30	DFT-QPSK	L	Edge_1RB_Left	24.53	PC2	PASS
N77-3450-3550	30	30	DFT-QPSK	L	Edge_1RB_Right	24.66	PC2	PASS
N77-3450-3550	30	30	DFT-16QAM	L	Outer_Full	23.54	PC2	PASS
N77-3450-3550	30	30	DFT-16QAM	L	Inner_Full	24.44	PC2	PASS
N77-3450-3550	30	30	DFT-16QAM	L	Edge_1RB_Left	23.28	PC2	PASS
N77-3450-3550	30	30	DFT-16QAM	L	Edge_1RB_Right	23.62	PC2	PASS
N77-3450-3550	30	30	DFT-QPSK	M	Outer_Full	24.50	PC2	PASS
N77-3450-3550	30	30	DFT-QPSK	M	Inner_Full	25.46	PC2	PASS
N77-3450-3550	30	30	DFT-QPSK	M	Edge_1RB_Left	24.85	PC2	PASS
N77-3450-3550	30	30	DFT-QPSK	M	Edge_1RB_Right	24.28	PC2	PASS
N77-3450-3550	30	30	DFT-16QAM	M	Outer_Full	23.65	PC2	PASS
N77-3450-3550	30	30	DFT-16QAM	M	Inner_Full	24.72	PC2	PASS
N77-3450-3550	30	30	DFT-16QAM	M	Edge_1RB_Left	23.74	PC2	PASS
N77-3450-3550	30	30	DFT-16QAM	M	Edge_1RB_Right	23.07	PC2	PASS
N77-3450-3550	30	30	DFT-QPSK	H	Outer_Full	24.19	PC2	PASS
N77-3450-3550	30	30	DFT-QPSK	H	Inner_Full	25.09	PC2	PASS
N77-3450-3550	30	30	DFT-QPSK	H	Edge_1RB_Left	24.30	PC2	PASS
N77-3450-3550	30	30	DFT-QPSK	H	Edge_1RB_Right	23.58	PC2	PASS
N77-3450-3550	30	30	DFT-16QAM	H	Outer_Full	23.15	PC2	PASS
N77-3450-3550	30	30	DFT-16QAM	H	Inner_Full	24.23	PC2	PASS
N77-3450-3550	30	30	DFT-16QAM	H	Edge_1RB_Left	23.21	PC2	PASS
N77-3450-3550	30	30	DFT-16QAM	H	Edge_1RB_Right	22.72	PC2	PASS
N77-3450-3550	30	40	DFT-QPSK	L	Outer_Full	24.69	PC2	PASS
N77-3450-3550	30	40	DFT-QPSK	L	Inner_Full	25.62	PC2	PASS
N77-3450-3550	30	40	DFT-QPSK	L	Edge_1RB_Left	24.69	PC2	PASS

N77-3450-3550	30	40	DFT-QPSK	L	Edge_1RB_Right	24.85	PC2	PASS
N77-3450-3550	30	40	DFT-16QAM	L	Outer_Full	23.60	PC2	PASS
N77-3450-3550	30	40	DFT-16QAM	L	Inner_Full	24.58	PC2	PASS
N77-3450-3550	30	40	DFT-16QAM	L	Edge_1RB_Left	23.62	PC2	PASS
N77-3450-3550	30	40	DFT-16QAM	L	Edge_1RB_Right	23.92	PC2	PASS
N77-3450-3550	30	40	DFT-QPSK	M	Outer_Full	24.57	PC2	PASS
N77-3450-3550	30	40	DFT-QPSK	M	Inner_Full	25.61	PC2	PASS
N77-3450-3550	30	40	DFT-QPSK	M	Edge_1RB_Left	24.61	PC2	PASS
N77-3450-3550	30	40	DFT-QPSK	M	Edge_1RB_Right	24.27	PC2	PASS
N77-3450-3550	30	40	DFT-16QAM	M	Outer_Full	23.63	PC2	PASS
N77-3450-3550	30	40	DFT-16QAM	M	Inner_Full	24.49	PC2	PASS
N77-3450-3550	30	40	DFT-16QAM	M	Edge_1RB_Left	23.71	PC2	PASS
N77-3450-3550	30	40	DFT-16QAM	M	Edge_1RB_Right	23.54	PC2	PASS
N77-3450-3550	30	40	DFT-QPSK	H	Outer_Full	23.98	PC2	PASS
N77-3450-3550	30	40	DFT-QPSK	H	Inner_Full	25.07	PC2	PASS
N77-3450-3550	30	40	DFT-QPSK	H	Edge_1RB_Left	24.21	PC2	PASS
N77-3450-3550	30	40	DFT-QPSK	H	Edge_1RB_Right	23.86	PC2	PASS
N77-3450-3550	30	40	DFT-16QAM	H	Outer_Full	22.98	PC2	PASS
N77-3450-3550	30	40	DFT-16QAM	H	Inner_Full	24.17	PC2	PASS
N77-3450-3550	30	40	DFT-16QAM	H	Edge_1RB_Left	23.32	PC2	PASS
N77-3450-3550	30	40	DFT-16QAM	H	Edge_1RB_Right	22.89	PC2	PASS
N77-3450-3550	30	60	DFT-QPSK	L	Outer_Full	24.35	PC2	PASS
N77-3450-3550	30	60	DFT-QPSK	L	Inner_Full	25.51	PC2	PASS
N77-3450-3550	30	60	DFT-QPSK	L	Edge_1RB_Left	24.09	PC2	PASS
N77-3450-3550	30	60	DFT-QPSK	L	Edge_1RB_Right	23.79	PC2	PASS
N77-3450-3550	30	60	DFT-16QAM	L	Outer_Full	23.20	PC2	PASS
N77-3450-3550	30	60	DFT-16QAM	L	Inner_Full	24.50	PC2	PASS
N77-3450-3550	30	60	DFT-16QAM	L	Edge_1RB_Left	23.20	PC2	PASS
N77-3450-3550	30	60	DFT-16QAM	L	Edge_1RB_Right	22.87	PC2	PASS
N77-3450-3550	30	60	DFT-QPSK	M	Outer_Full	24.19	PC2	PASS
N77-3450-3550	30	60	DFT-QPSK	M	Inner_Full	25.30	PC2	PASS
N77-3450-3550	30	60	DFT-QPSK	M	Edge_1RB_Left	24.27	PC2	PASS
N77-3450-3550	30	60	DFT-QPSK	M	Edge_1RB_Right	24.02	PC2	PASS
N77-3450-3550	30	60	DFT-16QAM	M	Outer_Full	23.29	PC2	PASS
N77-3450-3550	30	60	DFT-16QAM	M	Inner_Full	24.33	PC2	PASS
N77-3450-3550	30	60	DFT-16QAM	M	Edge_1RB_Left	23.44	PC2	PASS
N77-3450-3550	30	60	DFT-16QAM	M	Edge_1RB_Right	23.09	PC2	PASS
N77-3450-3550	30	60	DFT-QPSK	H	Outer_Full	24.15	PC2	PASS
N77-3450-3550	30	60	DFT-QPSK	H	Inner_Full	24.99	PC2	PASS
N77-3450-3550	30	60	DFT-QPSK	H	Edge_1RB_Left	24.58	PC2	PASS
N77-3450-3550	30	60	DFT-QPSK	H	Edge_1RB_Right	23.46	PC2	PASS
N77-3450-3550	30	60	DFT-16QAM	H	Outer_Full	23.16	PC2	PASS

N77-3450-3550	30	60	DFT-16QAM	H	Inner_Full	24.20	PC2	PASS
N77-3450-3550	30	60	DFT-16QAM	H	Edge_1RB_Left	23.64	PC2	PASS
N77-3450-3550	30	60	DFT-16QAM	H	Edge_1RB_Right	22.61	PC2	PASS
N77-3450-3550	30	80	DFT-QPSK	L	Outer_Full	24.21	PC2	PASS
N77-3450-3550	30	80	DFT-QPSK	L	Inner_Full	25.41	PC2	PASS
N77-3450-3550	30	80	DFT-QPSK	L	Edge_1RB_Left	24.11	PC2	PASS
N77-3450-3550	30	80	DFT-QPSK	L	Edge_1RB_Right	24.05	PC2	PASS
N77-3450-3550	30	80	DFT-16QAM	L	Outer_Full	23.21	PC2	PASS
N77-3450-3550	30	80	DFT-16QAM	L	Inner_Full	24.36	PC2	PASS
N77-3450-3550	30	80	DFT-16QAM	L	Edge_1RB_Left	23.16	PC2	PASS
N77-3450-3550	30	80	DFT-16QAM	L	Edge_1RB_Right	22.85	PC2	PASS
N77-3450-3550	30	80	DFT-QPSK	M	Outer_Full	24.35	PC2	PASS
N77-3450-3550	30	80	DFT-QPSK	M	Inner_Full	25.16	PC2	PASS
N77-3450-3550	30	80	DFT-QPSK	M	Edge_1RB_Left	24.18	PC2	PASS
N77-3450-3550	30	80	DFT-QPSK	M	Edge_1RB_Right	23.82	PC2	PASS
N77-3450-3550	30	80	DFT-16QAM	M	Outer_Full	23.11	PC2	PASS
N77-3450-3550	30	80	DFT-16QAM	M	Inner_Full	24.36	PC2	PASS
N77-3450-3550	30	80	DFT-16QAM	M	Edge_1RB_Left	23.26	PC2	PASS
N77-3450-3550	30	80	DFT-16QAM	M	Edge_1RB_Right	22.80	PC2	PASS
N77-3450-3550	30	80	DFT-QPSK	H	Outer_Full	24.05	PC2	PASS
N77-3450-3550	30	80	DFT-QPSK	H	Inner_Full	25.06	PC2	PASS
N77-3450-3550	30	80	DFT-QPSK	H	Edge_1RB_Left	24.26	PC2	PASS
N77-3450-3550	30	80	DFT-QPSK	H	Edge_1RB_Right	23.49	PC2	PASS
N77-3450-3550	30	80	DFT-16QAM	H	Outer_Full	23.14	PC2	PASS
N77-3450-3550	30	80	DFT-16QAM	H	Inner_Full	24.14	PC2	PASS
N77-3450-3550	30	80	DFT-16QAM	H	Edge_1RB_Left	23.45	PC2	PASS
N77-3450-3550	30	80	DFT-16QAM	H	Edge_1RB_Right	22.48	PC2	PASS
N77-3450-3550	30	100	DFT-QPSK	L	Outer_Full	24.10	PC2	PASS
N77-3450-3550	30	100	DFT-QPSK	L	Inner_Full	25.21	PC2	PASS
N77-3450-3550	30	100	DFT-QPSK	L	Edge_1RB_Left	24.04	PC2	PASS
N77-3450-3550	30	100	DFT-QPSK	L	Edge_1RB_Right	23.33	PC2	PASS
N77-3450-3550	30	100	DFT-16QAM	L	Outer_Full	23.19	PC2	PASS
N77-3450-3550	30	100	DFT-16QAM	L	Inner_Full	24.40	PC2	PASS
N77-3450-3550	30	100	DFT-16QAM	L	Edge_1RB_Left	22.94	PC2	PASS
N77-3450-3550	30	100	DFT-16QAM	L	Edge_1RB_Right	22.40	PC2	PASS
N77-3450-3550	30	100	DFT-QPSK	M	Outer_Full	24.22	PC2	PASS
N77-3450-3550	30	100	DFT-QPSK	M	Inner_Full	25.21	PC2	PASS
N77-3450-3550	30	100	DFT-QPSK	M	Edge_1RB_Left	23.94	PC2	PASS
N77-3450-3550	30	100	DFT-QPSK	M	Edge_1RB_Right	23.32	PC2	PASS
N77-3450-3550	30	100	DFT-16QAM	M	Outer_Full	23.20	PC2	PASS
N77-3450-3550	30	100	DFT-16QAM	M	Inner_Full	24.31	PC2	PASS
N77-3450-3550	30	100	DFT-16QAM	M	Edge_1RB_Left	23.15	PC2	PASS

N77-3450-3550	30	100	DFT-16QAM	M	Edge_1RB_Right	22.41	PC2	PASS
N77-3450-3550	30	100	DFT-QPSK	H	Outer_Full	24.21	PC2	PASS
N77-3450-3550	30	100	DFT-QPSK	H	Inner_Full	**25.66**	PC2	PASS
N77-3450-3550	30	100	DFT-QPSK	H	Edge_1RB_Left	24.03	PC2	PASS
N77-3450-3550	30	100	DFT-QPSK	H	Edge_1RB_Right	23.43	PC2	PASS
N77-3450-3550	30	100	DFT-16QAM	H	Outer_Full	23.19	PC2	PASS
N77-3450-3550	30	100	DFT-16QAM	H	Inner_Full	24.19	PC2	PASS
N77-3450-3550	30	100	DFT-16QAM	H	Edge_1RB_Left	23.05	PC2	PASS
N77-3450-3550	30	100	DFT-16QAM	H	Edge_1RB_Right	22.41	PC2	PASS

n77(3700-3980MHz)

Band	SCS	Bandwidth	Modulation	Channel	RB Config	Power (dBm)	Power Class	Verdict
N77-3700-3980	30	20	DFT-QPSK	L	Outer_Full	23.84	PC2	PASS
N77-3700-3980	30	20	DFT-QPSK	L	Inner_Full	24.86	PC2	PASS
N77-3700-3980	30	20	DFT-QPSK	L	Edge_1RB_Left	24.06	PC2	PASS
N77-3700-3980	30	20	DFT-QPSK	L	Edge_1RB_Right	24.07	PC2	PASS
N77-3700-3980	30	20	DFT-16QAM	L	Outer_Full	23.01	PC2	PASS
N77-3700-3980	30	20	DFT-16QAM	L	Inner_Full	24.08	PC2	PASS
N77-3700-3980	30	20	DFT-16QAM	L	Edge_1RB_Left	22.94	PC2	PASS
N77-3700-3980	30	20	DFT-16QAM	L	Edge_1RB_Right	22.74	PC2	PASS
N77-3700-3980	30	20	DFT-QPSK	M	Outer_Full	24.27	PC2	PASS
N77-3700-3980	30	20	DFT-QPSK	M	Inner_Full	25.31	PC2	PASS
N77-3700-3980	30	20	DFT-QPSK	M	Edge_1RB_Left	24.37	PC2	PASS
N77-3700-3980	30	20	DFT-QPSK	M	Edge_1RB_Right	24.07	PC2	PASS
N77-3700-3980	30	20	DFT-16QAM	M	Outer_Full	23.40	PC2	PASS
N77-3700-3980	30	20	DFT-16QAM	M	Inner_Full	24.13	PC2	PASS
N77-3700-3980	30	20	DFT-16QAM	M	Edge_1RB_Left	23.26	PC2	PASS
N77-3700-3980	30	20	DFT-16QAM	M	Edge_1RB_Right	23.17	PC2	PASS
N77-3700-3980	30	20	DFT-QPSK	H	Outer_Full	22.80	PC2	PASS
N77-3700-3980	30	20	DFT-QPSK	H	Inner_Full	23.55	PC2	PASS
N77-3700-3980	30	20	DFT-QPSK	H	Edge_1RB_Left	22.91	PC2	PASS
N77-3700-3980	30	20	DFT-QPSK	H	Edge_1RB_Right	22.42	PC2	PASS
N77-3700-3980	30	20	DFT-16QAM	H	Outer_Full	21.82	PC2	PASS
N77-3700-3980	30	20	DFT-16QAM	H	Inner_Full	22.51	PC2	PASS
N77-3700-3980	30	20	DFT-16QAM	H	Edge_1RB_Left	22.01	PC2	PASS
N77-3700-3980	30	20	DFT-16QAM	H	Edge_1RB_Right	21.64	PC2	PASS
N77-3700-3980	30	30	DFT-QPSK	L	Outer_Full	24.13	PC2	PASS
N77-3700-3980	30	30	DFT-QPSK	L	Inner_Full	24.78	PC2	PASS
N77-3700-3980	30	30	DFT-QPSK	L	Edge_1RB_Left	24.17	PC2	PASS

N77-3700-3980	30	30	DFT-QPSK	L	Edge_1RB_Right	24.35	PC2	PASS
N77-3700-3980	30	30	DFT-16QAM	L	Outer_Full	23.20	PC2	PASS
N77-3700-3980	30	30	DFT-16QAM	L	Inner_Full	24.06	PC2	PASS
N77-3700-3980	30	30	DFT-16QAM	L	Edge_1RB_Left	23.03	PC2	PASS
N77-3700-3980	30	30	DFT-16QAM	L	Edge_1RB_Right	23.11	PC2	PASS
N77-3700-3980	30	30	DFT-QPSK	M	Outer_Full	24.15	PC2	PASS
N77-3700-3980	30	30	DFT-QPSK	M	Inner_Full	25.11	PC2	PASS
N77-3700-3980	30	30	DFT-QPSK	M	Edge_1RB_Left	24.58	PC2	PASS
N77-3700-3980	30	30	DFT-QPSK	M	Edge_1RB_Right	24.38	PC2	PASS
N77-3700-3980	30	30	DFT-16QAM	M	Outer_Full	23.13	PC2	PASS
N77-3700-3980	30	30	DFT-16QAM	M	Inner_Full	24.07	PC2	PASS
N77-3700-3980	30	30	DFT-16QAM	M	Edge_1RB_Left	23.28	PC2	PASS
N77-3700-3980	30	30	DFT-16QAM	M	Edge_1RB_Right	23.27	PC2	PASS
N77-3700-3980	30	30	DFT-QPSK	H	Outer_Full	22.87	PC2	PASS
N77-3700-3980	30	30	DFT-QPSK	H	Inner_Full	23.97	PC2	PASS
N77-3700-3980	30	30	DFT-QPSK	H	Edge_1RB_Left	22.59	PC2	PASS
N77-3700-3980	30	30	DFT-QPSK	H	Edge_1RB_Right	22.62	PC2	PASS
N77-3700-3980	30	30	DFT-16QAM	H	Outer_Full	21.69	PC2	PASS
N77-3700-3980	30	30	DFT-16QAM	H	Inner_Full	22.95	PC2	PASS
N77-3700-3980	30	30	DFT-16QAM	H	Edge_1RB_Left	21.65	PC2	PASS
N77-3700-3980	30	30	DFT-16QAM	H	Edge_1RB_Right	21.41	PC2	PASS
N77-3700-3980	30	40	DFT-QPSK	L	Outer_Full	24.23	PC2	PASS
N77-3700-3980	30	40	DFT-QPSK	L	Inner_Full	25.10	PC2	PASS
N77-3700-3980	30	40	DFT-QPSK	L	Edge_1RB_Left	24.31	PC2	PASS
N77-3700-3980	30	40	DFT-QPSK	L	Edge_1RB_Right	24.49	PC2	PASS
N77-3700-3980	30	40	DFT-16QAM	L	Outer_Full	22.97	PC2	PASS
N77-3700-3980	30	40	DFT-16QAM	L	Inner_Full	24.08	PC2	PASS
N77-3700-3980	30	40	DFT-16QAM	L	Edge_1RB_Left	23.29	PC2	PASS
N77-3700-3980	30	40	DFT-16QAM	L	Edge_1RB_Right	23.37	PC2	PASS
N77-3700-3980	30	40	DFT-QPSK	M	Outer_Full	24.29	PC2	PASS
N77-3700-3980	30	40	DFT-QPSK	M	Inner_Full	25.34	PC2	PASS
N77-3700-3980	30	40	DFT-QPSK	M	Edge_1RB_Left	24.66	PC2	PASS
N77-3700-3980	30	40	DFT-QPSK	M	Edge_1RB_Right	24.36	PC2	PASS
N77-3700-3980	30	40	DFT-16QAM	M	Outer_Full	23.45	PC2	PASS
N77-3700-3980	30	40	DFT-16QAM	M	Inner_Full	24.40	PC2	PASS
N77-3700-3980	30	40	DFT-16QAM	M	Edge_1RB_Left	23.61	PC2	PASS
N77-3700-3980	30	40	DFT-16QAM	M	Edge_1RB_Right	23.51	PC2	PASS
N77-3700-3980	30	40	DFT-QPSK	H	Outer_Full	22.51	PC2	PASS
N77-3700-3980	30	40	DFT-QPSK	H	Inner_Full	23.86	PC2	PASS
N77-3700-3980	30	40	DFT-QPSK	H	Edge_1RB_Left	22.82	PC2	PASS
N77-3700-3980	30	40	DFT-QPSK	H	Edge_1RB_Right	22.78	PC2	PASS
N77-3700-3980	30	40	DFT-16QAM	H	Outer_Full	21.58	PC2	PASS

N77-3700-3980	30	40	DFT-16QAM	H	Inner_Full	22.73	PC2	PASS
N77-3700-3980	30	40	DFT-16QAM	H	Edge_1RB_Left	21.80	PC2	PASS
N77-3700-3980	30	40	DFT-16QAM	H	Edge_1RB_Right	21.76	PC2	PASS
N77-3700-3980	30	60	DFT-QPSK	L	Outer_Full	24.04	PC2	PASS
N77-3700-3980	30	60	DFT-QPSK	L	Inner_Full	25.12	PC2	PASS
N77-3700-3980	30	60	DFT-QPSK	L	Edge_1RB_Left	23.68	PC2	PASS
N77-3700-3980	30	60	DFT-QPSK	L	Edge_1RB_Right	24.12	PC2	PASS
N77-3700-3980	30	60	DFT-16QAM	L	Outer_Full	22.91	PC2	PASS
N77-3700-3980	30	60	DFT-16QAM	L	Inner_Full	24.04	PC2	PASS
N77-3700-3980	30	60	DFT-16QAM	L	Edge_1RB_Left	22.88	PC2	PASS
N77-3700-3980	30	60	DFT-16QAM	L	Edge_1RB_Right	23.25	PC2	PASS
N77-3700-3980	30	60	DFT-QPSK	M	Outer_Full	24.21	PC2	PASS
N77-3700-3980	30	60	DFT-QPSK	M	Inner_Full	24.94	PC2	PASS
N77-3700-3980	30	60	DFT-QPSK	M	Edge_1RB_Left	24.03	PC2	PASS
N77-3700-3980	30	60	DFT-QPSK	M	Edge_1RB_Right	23.62	PC2	PASS
N77-3700-3980	30	60	DFT-16QAM	M	Outer_Full	23.22	PC2	PASS
N77-3700-3980	30	60	DFT-16QAM	M	Inner_Full	23.96	PC2	PASS
N77-3700-3980	30	60	DFT-16QAM	M	Edge_1RB_Left	23.21	PC2	PASS
N77-3700-3980	30	60	DFT-16QAM	M	Edge_1RB_Right	22.65	PC2	PASS
N77-3700-3980	30	60	DFT-QPSK	H	Outer_Full	22.67	PC2	PASS
N77-3700-3980	30	60	DFT-QPSK	H	Inner_Full	23.38	PC2	PASS
N77-3700-3980	30	60	DFT-QPSK	H	Edge_1RB_Left	22.67	PC2	PASS
N77-3700-3980	30	60	DFT-QPSK	H	Edge_1RB_Right	22.35	PC2	PASS
N77-3700-3980	30	60	DFT-16QAM	H	Outer_Full	21.50	PC2	PASS
N77-3700-3980	30	60	DFT-16QAM	H	Inner_Full	22.44	PC2	PASS
N77-3700-3980	30	60	DFT-16QAM	H	Edge_1RB_Left	21.76	PC2	PASS
N77-3700-3980	30	60	DFT-16QAM	H	Edge_1RB_Right	21.15	PC2	PASS
N77-3700-3980	30	80	DFT-QPSK	L	Outer_Full	24.52	PC2	PASS
N77-3700-3980	30	80	DFT-QPSK	L	Inner_Full	25.36	PC2	PASS
N77-3700-3980	30	80	DFT-QPSK	L	Edge_1RB_Left	24.24	PC2	PASS
N77-3700-3980	30	80	DFT-QPSK	L	Edge_1RB_Right	24.48	PC2	PASS
N77-3700-3980	30	80	DFT-16QAM	L	Outer_Full	23.52	PC2	PASS
N77-3700-3980	30	80	DFT-16QAM	L	Inner_Full	24.59	PC2	PASS
N77-3700-3980	30	80	DFT-16QAM	L	Edge_1RB_Left	22.96	PC2	PASS
N77-3700-3980	30	80	DFT-16QAM	L	Edge_1RB_Right	23.41	PC2	PASS
N77-3700-3980	30	80	DFT-QPSK	M	Outer_Full	24.15	PC2	PASS
N77-3700-3980	30	80	DFT-QPSK	M	Inner_Full	25.29	PC2	PASS
N77-3700-3980	30	80	DFT-QPSK	M	Edge_1RB_Left	24.36	PC2	PASS
N77-3700-3980	30	80	DFT-QPSK	M	Edge_1RB_Right	23.28	PC2	PASS
N77-3700-3980	30	80	DFT-16QAM	M	Outer_Full	22.95	PC2	PASS
N77-3700-3980	30	80	DFT-16QAM	M	Inner_Full	24.08	PC2	PASS
N77-3700-3980	30	80	DFT-16QAM	M	Edge_1RB_Left	23.46	PC2	PASS

N77-3700-3980	30	80	DFT-16QAM	M	Edge_1RB_Right	22.50	PC2	PASS
N77-3700-3980	30	80	DFT-QPSK	H	Outer_Full	22.89	PC2	PASS
N77-3700-3980	30	80	DFT-QPSK	H	Inner_Full	23.58	PC2	PASS
N77-3700-3980	30	80	DFT-QPSK	H	Edge_1RB_Left	23.20	PC2	PASS
N77-3700-3980	30	80	DFT-QPSK	H	Edge_1RB_Right	22.70	PC2	PASS
N77-3700-3980	30	80	DFT-16QAM	H	Outer_Full	21.79	PC2	PASS
N77-3700-3980	30	80	DFT-16QAM	H	Inner_Full	22.80	PC2	PASS
N77-3700-3980	30	80	DFT-16QAM	H	Edge_1RB_Left	22.22	PC2	PASS
N77-3700-3980	30	80	DFT-16QAM	H	Edge_1RB_Right	21.48	PC2	PASS
N77-3700-3980	30	100	DFT-QPSK	L	Outer_Full	24.54	PC2	PASS
N77-3700-3980	30	100	DFT-QPSK	L	Inner_Full	**25.56**	PC2	PASS
N77-3700-3980	30	100	DFT-QPSK	L	Edge_1RB_Left	23.91	PC2	PASS
N77-3700-3980	30	100	DFT-QPSK	L	Edge_1RB_Right	24.24	PC2	PASS
N77-3700-3980	30	100	DFT-16QAM	L	Outer_Full	23.24	PC2	PASS
N77-3700-3980	30	100	DFT-16QAM	L	Inner_Full	24.53	PC2	PASS
N77-3700-3980	30	100	DFT-16QAM	L	Edge_1RB_Left	22.94	PC2	PASS
N77-3700-3980	30	100	DFT-16QAM	L	Edge_1RB_Right	23.31	PC2	PASS
N77-3700-3980	30	100	DFT-QPSK	M	Outer_Full	23.97	PC2	PASS
N77-3700-3980	30	100	DFT-QPSK	M	Inner_Full	25.22	PC2	PASS
N77-3700-3980	30	100	DFT-QPSK	M	Edge_1RB_Left	24.35	PC2	PASS
N77-3700-3980	30	100	DFT-QPSK	M	Edge_1RB_Right	23.55	PC2	PASS
N77-3700-3980	30	100	DFT-16QAM	M	Outer_Full	23.14	PC2	PASS
N77-3700-3980	30	100	DFT-16QAM	M	Inner_Full	24.22	PC2	PASS
N77-3700-3980	30	100	DFT-16QAM	M	Edge_1RB_Left	23.12	PC2	PASS
N77-3700-3980	30	100	DFT-16QAM	M	Edge_1RB_Right	22.57	PC2	PASS
N77-3700-3980	30	100	DFT-QPSK	H	Outer_Full	23.05	PC2	PASS
N77-3700-3980	30	100	DFT-QPSK	H	Inner_Full	23.85	PC2	PASS
N77-3700-3980	30	100	DFT-QPSK	H	Edge_1RB_Left	23.10	PC2	PASS
N77-3700-3980	30	100	DFT-QPSK	H	Edge_1RB_Right	22.65	PC2	PASS
N77-3700-3980	30	100	DFT-16QAM	H	Outer_Full	21.99	PC2	PASS
N77-3700-3980	30	100	DFT-16QAM	H	Inner_Full	22.59	PC2	PASS
N77-3700-3980	30	100	DFT-16QAM	H	Edge_1RB_Left	22.38	PC2	PASS
N77-3700-3980	30	100	DFT-16QAM	H	Edge_1RB_Right	21.64	PC2	PASS

n78(3450-3550MHz)

Band	SCS	Bandwidth	Modulation	Channel	RB Config	Power (dBm)	Power Class	Verdict
N78-3450-3550	30	20	DFT-QPSK	L	Outer_Full	24.36	PC2	PASS
N78-3450-3550	30	20	DFT-QPSK	L	Inner_Full	25.21	PC2	PASS
N78-3450-3550	30	20	DFT-QPSK	L	Edge_1RB_Left	24.02	PC2	PASS

N78-3450-3550	30	20	DFT-QPSK	L	Edge_1RB_Right	24.30	PC2	PASS
N78-3450-3550	30	20	DFT-16QAM	L	Outer_Full	23.10	PC2	PASS
N78-3450-3550	30	20	DFT-16QAM	L	Inner_Full	24.31	PC2	PASS
N78-3450-3550	30	20	DFT-16QAM	L	Edge_1RB_Left	22.76	PC2	PASS
N78-3450-3550	30	20	DFT-16QAM	L	Edge_1RB_Right	23.06	PC2	PASS
N78-3450-3550	30	20	DFT-QPSK	M	Outer_Full	24.45	PC2	PASS
N78-3450-3550	30	20	DFT-QPSK	M	Inner_Full	25.51	PC2	PASS
N78-3450-3550	30	20	DFT-QPSK	M	Edge_1RB_Left	24.48	PC2	PASS
N78-3450-3550	30	20	DFT-QPSK	M	Edge_1RB_Right	24.20	PC2	PASS
N78-3450-3550	30	20	DFT-16QAM	M	Outer_Full	23.31	PC2	PASS
N78-3450-3550	30	20	DFT-16QAM	M	Inner_Full	24.55	PC2	PASS
N78-3450-3550	30	20	DFT-16QAM	M	Edge_1RB_Left	23.53	PC2	PASS
N78-3450-3550	30	20	DFT-16QAM	M	Edge_1RB_Right	23.04	PC2	PASS
N78-3450-3550	30	20	DFT-QPSK	H	Outer_Full	23.84	PC2	PASS
N78-3450-3550	30	20	DFT-QPSK	H	Inner_Full	24.85	PC2	PASS
N78-3450-3550	30	20	DFT-QPSK	H	Edge_1RB_Left	24.20	PC2	PASS
N78-3450-3550	30	20	DFT-QPSK	H	Edge_1RB_Right	23.63	PC2	PASS
N78-3450-3550	30	20	DFT-16QAM	H	Outer_Full	22.89	PC2	PASS
N78-3450-3550	30	20	DFT-16QAM	H	Inner_Full	23.90	PC2	PASS
N78-3450-3550	30	20	DFT-16QAM	H	Edge_1RB_Left	23.09	PC2	PASS
N78-3450-3550	30	20	DFT-16QAM	H	Edge_1RB_Right	22.57	PC2	PASS
N78-3450-3550	30	30	DFT-QPSK	L	Outer_Full	24.39	PC2	PASS
N78-3450-3550	30	30	DFT-QPSK	L	Inner_Full	25.14	PC2	PASS
N78-3450-3550	30	30	DFT-QPSK	L	Edge_1RB_Left	23.93	PC2	PASS
N78-3450-3550	30	30	DFT-QPSK	L	Edge_1RB_Right	24.24	PC2	PASS
N78-3450-3550	30	30	DFT-16QAM	L	Outer_Full	23.36	PC2	PASS
N78-3450-3550	30	30	DFT-16QAM	L	Inner_Full	24.20	PC2	PASS
N78-3450-3550	30	30	DFT-16QAM	L	Edge_1RB_Left	23.24	PC2	PASS
N78-3450-3550	30	30	DFT-16QAM	L	Edge_1RB_Right	23.64	PC2	PASS
N78-3450-3550	30	30	DFT-QPSK	M	Outer_Full	24.49	PC2	PASS
N78-3450-3550	30	30	DFT-QPSK	M	Inner_Full	25.50	PC2	PASS
N78-3450-3550	30	30	DFT-QPSK	M	Edge_1RB_Left	24.61	PC2	PASS
N78-3450-3550	30	30	DFT-QPSK	M	Edge_1RB_Right	24.00	PC2	PASS
N78-3450-3550	30	30	DFT-16QAM	M	Outer_Full	23.35	PC2	PASS
N78-3450-3550	30	30	DFT-16QAM	M	Inner_Full	24.47	PC2	PASS
N78-3450-3550	30	30	DFT-16QAM	M	Edge_1RB_Left	23.49	PC2	PASS
N78-3450-3550	30	30	DFT-16QAM	M	Edge_1RB_Right	23.07	PC2	PASS
N78-3450-3550	30	30	DFT-QPSK	H	Outer_Full	23.97	PC2	PASS
N78-3450-3550	30	30	DFT-QPSK	H	Inner_Full	25.08	PC2	PASS
N78-3450-3550	30	30	DFT-QPSK	H	Edge_1RB_Left	24.02	PC2	PASS
N78-3450-3550	30	30	DFT-QPSK	H	Edge_1RB_Right	23.47	PC2	PASS
N78-3450-3550	30	30	DFT-16QAM	H	Outer_Full	22.93	PC2	PASS

N78-3450-3550	30	30	DFT-16QAM	H	Inner_Full	24.06	PC2	PASS
N78-3450-3550	30	30	DFT-16QAM	H	Edge_1RB_Left	23.04	PC2	PASS
N78-3450-3550	30	30	DFT-16QAM	H	Edge_1RB_Right	22.59	PC2	PASS
N78-3450-3550	30	40	DFT-QPSK	L	Outer_Full	24.30	PC2	PASS
N78-3450-3550	30	40	DFT-QPSK	L	Inner_Full	25.38	PC2	PASS
N78-3450-3550	30	40	DFT-QPSK	L	Edge_1RB_Left	24.30	PC2	PASS
N78-3450-3550	30	40	DFT-QPSK	L	Edge_1RB_Right	24.43	PC2	PASS
N78-3450-3550	30	40	DFT-16QAM	L	Outer_Full	23.39	PC2	PASS
N78-3450-3550	30	40	DFT-16QAM	L	Inner_Full	24.34	PC2	PASS
N78-3450-3550	30	40	DFT-16QAM	L	Edge_1RB_Left	23.39	PC2	PASS
N78-3450-3550	30	40	DFT-16QAM	L	Edge_1RB_Right	23.90	PC2	PASS
N78-3450-3550	30	40	DFT-QPSK	M	Outer_Full	24.45	PC2	PASS
N78-3450-3550	30	40	DFT-QPSK	M	Inner_Full	25.29	PC2	PASS
N78-3450-3550	30	40	DFT-QPSK	M	Edge_1RB_Left	24.72	PC2	PASS
N78-3450-3550	30	40	DFT-QPSK	M	Edge_1RB_Right	24.26	PC2	PASS
N78-3450-3550	30	40	DFT-16QAM	M	Outer_Full	23.38	PC2	PASS
N78-3450-3550	30	40	DFT-16QAM	M	Inner_Full	24.28	PC2	PASS
N78-3450-3550	30	40	DFT-16QAM	M	Edge_1RB_Left	23.75	PC2	PASS
N78-3450-3550	30	40	DFT-16QAM	M	Edge_1RB_Right	23.13	PC2	PASS
N78-3450-3550	30	40	DFT-QPSK	H	Outer_Full	23.98	PC2	PASS
N78-3450-3550	30	40	DFT-QPSK	H	Inner_Full	25.10	PC2	PASS
N78-3450-3550	30	40	DFT-QPSK	H	Edge_1RB_Left	24.10	PC2	PASS
N78-3450-3550	30	40	DFT-QPSK	H	Edge_1RB_Right	23.44	PC2	PASS
N78-3450-3550	30	40	DFT-16QAM	H	Outer_Full	22.87	PC2	PASS
N78-3450-3550	30	40	DFT-16QAM	H	Inner_Full	24.13	PC2	PASS
N78-3450-3550	30	40	DFT-16QAM	H	Edge_1RB_Left	23.09	PC2	PASS
N78-3450-3550	30	40	DFT-16QAM	H	Edge_1RB_Right	22.90	PC2	PASS
N78-3450-3550	30	50	DFT-QPSK	L	Outer_Full	24.03	PC2	PASS
N78-3450-3550	30	50	DFT-QPSK	L	Inner_Full	25.11	PC2	PASS
N78-3450-3550	30	50	DFT-QPSK	L	Edge_1RB_Left	23.69	PC2	PASS
N78-3450-3550	30	50	DFT-QPSK	L	Edge_1RB_Right	23.83	PC2	PASS
N78-3450-3550	30	50	DFT-16QAM	L	Outer_Full	23.11	PC2	PASS
N78-3450-3550	30	50	DFT-16QAM	L	Inner_Full	24.18	PC2	PASS
N78-3450-3550	30	50	DFT-16QAM	L	Edge_1RB_Left	22.82	PC2	PASS
N78-3450-3550	30	50	DFT-16QAM	L	Edge_1RB_Right	23.21	PC2	PASS
N78-3450-3550	30	50	DFT-QPSK	M	Outer_Full	24.11	PC2	PASS
N78-3450-3550	30	50	DFT-QPSK	M	Inner_Full	25.23	PC2	PASS
N78-3450-3550	30	50	DFT-QPSK	M	Edge_1RB_Left	24.11	PC2	PASS
N78-3450-3550	30	50	DFT-QPSK	M	Edge_1RB_Right	23.94	PC2	PASS
N78-3450-3550	30	50	DFT-16QAM	M	Outer_Full	23.08	PC2	PASS
N78-3450-3550	30	50	DFT-16QAM	M	Inner_Full	24.21	PC2	PASS
N78-3450-3550	30	50	DFT-16QAM	M	Edge_1RB_Left	23.23	PC2	PASS

N78-3450-3550	30	50	DFT-16QAM	M	Edge_1RB_Right	22.86	PC2	PASS
N78-3450-3550	30	50	DFT-QPSK	H	Outer_Full	23.78	PC2	PASS
N78-3450-3550	30	50	DFT-QPSK	H	Inner_Full	24.92	PC2	PASS
N78-3450-3550	30	50	DFT-QPSK	H	Edge_1RB_Left	23.94	PC2	PASS
N78-3450-3550	30	50	DFT-QPSK	H	Edge_1RB_Right	23.31	PC2	PASS
N78-3450-3550	30	50	DFT-16QAM	H	Outer_Full	22.86	PC2	PASS
N78-3450-3550	30	50	DFT-16QAM	H	Inner_Full	23.89	PC2	PASS
N78-3450-3550	30	50	DFT-16QAM	H	Edge_1RB_Left	22.91	PC2	PASS
N78-3450-3550	30	50	DFT-16QAM	H	Edge_1RB_Right	22.28	PC2	PASS
N78-3450-3550	30	60	DFT-QPSK	L	Outer_Full	24.01	PC2	PASS
N78-3450-3550	30	60	DFT-QPSK	L	Inner_Full	25.22	PC2	PASS
N78-3450-3550	30	60	DFT-QPSK	L	Edge_1RB_Left	23.88	PC2	PASS
N78-3450-3550	30	60	DFT-QPSK	L	Edge_1RB_Right	23.81	PC2	PASS
N78-3450-3550	30	60	DFT-16QAM	L	Outer_Full	23.11	PC2	PASS
N78-3450-3550	30	60	DFT-16QAM	L	Inner_Full	24.12	PC2	PASS
N78-3450-3550	30	60	DFT-16QAM	L	Edge_1RB_Left	22.87	PC2	PASS
N78-3450-3550	30	60	DFT-16QAM	L	Edge_1RB_Right	22.80	PC2	PASS
N78-3450-3550	30	60	DFT-QPSK	M	Outer_Full	24.13	PC2	PASS
N78-3450-3550	30	60	DFT-QPSK	M	Inner_Full	25.14	PC2	PASS
N78-3450-3550	30	60	DFT-QPSK	M	Edge_1RB_Left	24.30	PC2	PASS
N78-3450-3550	30	60	DFT-QPSK	M	Edge_1RB_Right	23.93	PC2	PASS
N78-3450-3550	30	60	DFT-16QAM	M	Outer_Full	23.07	PC2	PASS
N78-3450-3550	30	60	DFT-16QAM	M	Inner_Full	24.04	PC2	PASS
N78-3450-3550	30	60	DFT-16QAM	M	Edge_1RB_Left	23.33	PC2	PASS
N78-3450-3550	30	60	DFT-16QAM	M	Edge_1RB_Right	22.98	PC2	PASS
N78-3450-3550	30	60	DFT-QPSK	H	Outer_Full	23.87	PC2	PASS
N78-3450-3550	30	60	DFT-QPSK	H	Inner_Full	24.86	PC2	PASS
N78-3450-3550	30	60	DFT-QPSK	H	Edge_1RB_Left	24.33	PC2	PASS
N78-3450-3550	30	60	DFT-QPSK	H	Edge_1RB_Right	23.42	PC2	PASS
N78-3450-3550	30	60	DFT-16QAM	H	Outer_Full	22.81	PC2	PASS
N78-3450-3550	30	60	DFT-16QAM	H	Inner_Full	23.84	PC2	PASS
N78-3450-3550	30	60	DFT-16QAM	H	Edge_1RB_Left	23.40	PC2	PASS
N78-3450-3550	30	60	DFT-16QAM	H	Edge_1RB_Right	22.33	PC2	PASS
N78-3450-3550	30	70	DFT-QPSK	L	Outer_Full	24.00	PC2	PASS
N78-3450-3550	30	70	DFT-QPSK	L	Inner_Full	25.15	PC2	PASS
N78-3450-3550	30	70	DFT-QPSK	L	Edge_1RB_Left	23.82	PC2	PASS
N78-3450-3550	30	70	DFT-QPSK	L	Edge_1RB_Right	23.62	PC2	PASS
N78-3450-3550	30	70	DFT-16QAM	L	Outer_Full	23.00	PC2	PASS
N78-3450-3550	30	70	DFT-16QAM	L	Inner_Full	24.14	PC2	PASS
N78-3450-3550	30	70	DFT-16QAM	L	Edge_1RB_Left	23.05	PC2	PASS
N78-3450-3550	30	70	DFT-16QAM	L	Edge_1RB_Right	22.84	PC2	PASS
N78-3450-3550	30	70	DFT-QPSK	M	Outer_Full	24.18	PC2	PASS

N78-3450-3550	30	70	DFT-QPSK	M	Inner_Full	25.06	PC2	PASS
N78-3450-3550	30	70	DFT-QPSK	M	Edge_1RB_Left	24.17	PC2	PASS
N78-3450-3550	30	70	DFT-QPSK	M	Edge_1RB_Right	23.59	PC2	PASS
N78-3450-3550	30	70	DFT-16QAM	M	Outer_Full	23.15	PC2	PASS
N78-3450-3550	30	70	DFT-16QAM	M	Inner_Full	24.15	PC2	PASS
N78-3450-3550	30	70	DFT-16QAM	M	Edge_1RB_Left	23.28	PC2	PASS
N78-3450-3550	30	70	DFT-16QAM	M	Edge_1RB_Right	22.71	PC2	PASS
N78-3450-3550	30	70	DFT-QPSK	H	Outer_Full	24.00	PC2	PASS
N78-3450-3550	30	70	DFT-QPSK	H	Inner_Full	25.02	PC2	PASS
N78-3450-3550	30	70	DFT-QPSK	H	Edge_1RB_Left	24.05	PC2	PASS
N78-3450-3550	30	70	DFT-QPSK	H	Edge_1RB_Right	23.23	PC2	PASS
N78-3450-3550	30	70	DFT-16QAM	H	Outer_Full	22.99	PC2	PASS
N78-3450-3550	30	70	DFT-16QAM	H	Inner_Full	23.86	PC2	PASS
N78-3450-3550	30	70	DFT-16QAM	H	Edge_1RB_Left	23.23	PC2	PASS
N78-3450-3550	30	70	DFT-16QAM	H	Edge_1RB_Right	22.20	PC2	PASS
N78-3450-3550	30	80	DFT-QPSK	L	Outer_Full	23.94	PC2	PASS
N78-3450-3550	30	80	DFT-QPSK	L	Inner_Full	25.25	PC2	PASS
N78-3450-3550	30	80	DFT-QPSK	L	Edge_1RB_Left	23.78	PC2	PASS
N78-3450-3550	30	80	DFT-QPSK	L	Edge_1RB_Right	23.77	PC2	PASS
N78-3450-3550	30	80	DFT-16QAM	L	Outer_Full	23.01	PC2	PASS
N78-3450-3550	30	80	DFT-16QAM	L	Inner_Full	24.11	PC2	PASS
N78-3450-3550	30	80	DFT-16QAM	L	Edge_1RB_Left	22.82	PC2	PASS
N78-3450-3550	30	80	DFT-16QAM	L	Edge_1RB_Right	22.95	PC2	PASS
N78-3450-3550	30	80	DFT-QPSK	M	Outer_Full	24.05	PC2	PASS
N78-3450-3550	30	80	DFT-QPSK	M	Inner_Full	24.99	PC2	PASS
N78-3450-3550	30	80	DFT-QPSK	M	Edge_1RB_Left	24.09	PC2	PASS
N78-3450-3550	30	80	DFT-QPSK	M	Edge_1RB_Right	23.65	PC2	PASS
N78-3450-3550	30	80	DFT-16QAM	M	Outer_Full	22.93	PC2	PASS
N78-3450-3550	30	80	DFT-16QAM	M	Inner_Full	24.22	PC2	PASS
N78-3450-3550	30	80	DFT-16QAM	M	Edge_1RB_Left	23.12	PC2	PASS
N78-3450-3550	30	80	DFT-16QAM	M	Edge_1RB_Right	22.46	PC2	PASS
N78-3450-3550	30	80	DFT-QPSK	H	Outer_Full	23.74	PC2	PASS
N78-3450-3550	30	80	DFT-QPSK	H	Inner_Full	24.98	PC2	PASS
N78-3450-3550	30	80	DFT-QPSK	H	Edge_1RB_Left	24.12	PC2	PASS
N78-3450-3550	30	80	DFT-QPSK	H	Edge_1RB_Right	23.36	PC2	PASS
N78-3450-3550	30	80	DFT-16QAM	H	Outer_Full	22.83	PC2	PASS
N78-3450-3550	30	80	DFT-16QAM	H	Inner_Full	23.97	PC2	PASS
N78-3450-3550	30	80	DFT-16QAM	H	Edge_1RB_Left	22.98	PC2	PASS
N78-3450-3550	30	80	DFT-16QAM	H	Edge_1RB_Right	22.37	PC2	PASS
N78-3450-3550	30	90	DFT-QPSK	L	Outer_Full	23.95	PC2	PASS
N78-3450-3550	30	90	DFT-QPSK	L	Inner_Full	25.17	PC2	PASS
N78-3450-3550	30	90	DFT-QPSK	L	Edge_1RB_Left	23.65	PC2	PASS

N78-3450-3550	30	90	DFT-QPSK	L	Edge_1RB_Right	23.40	PC2	PASS
N78-3450-3550	30	90	DFT-16QAM	L	Outer_Full	22.94	PC2	PASS
N78-3450-3550	30	90	DFT-16QAM	L	Inner_Full	24.07	PC2	PASS
N78-3450-3550	30	90	DFT-16QAM	L	Edge_1RB_Left	22.91	PC2	PASS
N78-3450-3550	30	90	DFT-16QAM	L	Edge_1RB_Right	22.77	PC2	PASS
N78-3450-3550	30	90	DFT-QPSK	M	Outer_Full	23.93	PC2	PASS
N78-3450-3550	30	90	DFT-QPSK	M	Inner_Full	25.15	PC2	PASS
N78-3450-3550	30	90	DFT-QPSK	M	Edge_1RB_Left	23.69	PC2	PASS
N78-3450-3550	30	90	DFT-QPSK	M	Edge_1RB_Right	23.19	PC2	PASS
N78-3450-3550	30	90	DFT-16QAM	M	Outer_Full	22.92	PC2	PASS
N78-3450-3550	30	90	DFT-16QAM	M	Inner_Full	24.16	PC2	PASS
N78-3450-3550	30	90	DFT-16QAM	M	Edge_1RB_Left	22.87	PC2	PASS
N78-3450-3550	30	90	DFT-16QAM	M	Edge_1RB_Right	22.40	PC2	PASS
N78-3450-3550	30	90	DFT-QPSK	H	Outer_Full	23.80	PC2	PASS
N78-3450-3550	30	90	DFT-QPSK	H	Inner_Full	25.06	PC2	PASS
N78-3450-3550	30	90	DFT-QPSK	H	Edge_1RB_Left	23.80	PC2	PASS
N78-3450-3550	30	90	DFT-QPSK	H	Edge_1RB_Right	23.19	PC2	PASS
N78-3450-3550	30	90	DFT-16QAM	H	Outer_Full	23.00	PC2	PASS
N78-3450-3550	30	90	DFT-16QAM	H	Inner_Full	24.03	PC2	PASS
N78-3450-3550	30	90	DFT-16QAM	H	Edge_1RB_Left	22.90	PC2	PASS
N78-3450-3550	30	90	DFT-16QAM	H	Edge_1RB_Right	22.29	PC2	PASS
N78-3450-3550	30	100	DFT-QPSK	L	Outer_Full	23.81	PC2	PASS
N78-3450-3550	30	100	DFT-QPSK	L	Inner_Full	25.01	PC2	PASS
N78-3450-3550	30	100	DFT-QPSK	L	Edge_1RB_Left	23.68	PC2	PASS
N78-3450-3550	30	100	DFT-QPSK	L	Edge_1RB_Right	23.15	PC2	PASS
N78-3450-3550	30	100	DFT-16QAM	L	Outer_Full	22.92	PC2	PASS
N78-3450-3550	30	100	DFT-16QAM	L	Inner_Full	24.02	PC2	PASS
N78-3450-3550	30	100	DFT-16QAM	L	Edge_1RB_Left	22.71	PC2	PASS
N78-3450-3550	30	100	DFT-16QAM	L	Edge_1RB_Right	22.22	PC2	PASS
N78-3450-3550	30	100	DFT-QPSK	M	Outer_Full	23.92	PC2	PASS
N78-3450-3550	30	100	DFT-QPSK	M	Inner_Full	25.01	PC2	PASS
N78-3450-3550	30	100	DFT-QPSK	M	Edge_1RB_Left	23.56	PC2	PASS
N78-3450-3550	30	100	DFT-QPSK	M	Edge_1RB_Right	23.17	PC2	PASS
N78-3450-3550	30	100	DFT-16QAM	M	Outer_Full	23.02	PC2	PASS
N78-3450-3550	30	100	DFT-16QAM	M	Inner_Full	24.03	PC2	PASS
N78-3450-3550	30	100	DFT-16QAM	M	Edge_1RB_Left	22.71	PC2	PASS
N78-3450-3550	30	100	DFT-16QAM	M	Edge_1RB_Right	22.21	PC2	PASS
N78-3450-3550	30	100	DFT-QPSK	H	Outer_Full	23.92	PC2	PASS
N78-3450-3550	30	100	DFT-QPSK	H	Inner_Full	**25.53**	PC2	PASS
N78-3450-3550	30	100	DFT-QPSK	H	Edge_1RB_Left	23.77	PC2	PASS
N78-3450-3550	30	100	DFT-QPSK	H	Edge_1RB_Right	23.16	PC2	PASS
N78-3450-3550	30	100	DFT-16QAM	H	Outer_Full	23.02	PC2	PASS

N78-3450-3550	30	100	DFT-16QAM	H	Inner_Full	24.12	PC2	PASS
N78-3450-3550	30	100	DFT-16QAM	H	Edge_1RB_Left	22.70	PC2	PASS
N78-3450-3550	30	100	DFT-16QAM	H	Edge_1RB_Right	22.12	PC2	PASS

n78(3700-3800MHz)

Band	SCS	Bandwidth	Modulation	Channel	RB Config	Power (dBm)	Power Class	Verdict
N78-3700-3800	30	20	DFT-QPSK	L	Outer_Full	24.05	PC2	PASS
N78-3700-3800	30	20	DFT-QPSK	L	Inner_Full	25.08	PC2	PASS
N78-3700-3800	30	20	DFT-QPSK	L	Edge_1RB_Left	24.12	PC2	PASS
N78-3700-3800	30	20	DFT-QPSK	L	Edge_1RB_Right	24.14	PC2	PASS
N78-3700-3800	30	20	DFT-16QAM	L	Outer_Full	23.09	PC2	PASS
N78-3700-3800	30	20	DFT-16QAM	L	Inner_Full	23.86	PC2	PASS
N78-3700-3800	30	20	DFT-16QAM	L	Edge_1RB_Left	22.93	PC2	PASS
N78-3700-3800	30	20	DFT-16QAM	L	Edge_1RB_Right	22.77	PC2	PASS
N78-3700-3800	30	20	DFT-QPSK	M	Outer_Full	24.70	PC2	PASS
N78-3700-3800	30	20	DFT-QPSK	M	Inner_Full	25.68	PC2	PASS
N78-3700-3800	30	20	DFT-QPSK	M	Edge_1RB_Left	24.70	PC2	PASS
N78-3700-3800	30	20	DFT-QPSK	M	Edge_1RB_Right	25.02	PC2	PASS
N78-3700-3800	30	20	DFT-16QAM	M	Outer_Full	23.88	PC2	PASS
N78-3700-3800	30	20	DFT-16QAM	M	Inner_Full	24.69	PC2	PASS
N78-3700-3800	30	20	DFT-16QAM	M	Edge_1RB_Left	23.76	PC2	PASS
N78-3700-3800	30	20	DFT-16QAM	M	Edge_1RB_Right	23.91	PC2	PASS
N78-3700-3800	30	20	DFT-QPSK	H	Outer_Full	24.63	PC2	PASS
N78-3700-3800	30	20	DFT-QPSK	H	Inner_Full	25.75	PC2	PASS
N78-3700-3800	30	20	DFT-QPSK	H	Edge_1RB_Left	24.70	PC2	PASS
N78-3700-3800	30	20	DFT-QPSK	H	Edge_1RB_Right	24.65	PC2	PASS
N78-3700-3800	30	20	DFT-16QAM	H	Outer_Full	23.49	PC2	PASS
N78-3700-3800	30	20	DFT-16QAM	H	Inner_Full	24.68	PC2	PASS
N78-3700-3800	30	20	DFT-16QAM	H	Edge_1RB_Left	23.66	PC2	PASS
N78-3700-3800	30	20	DFT-16QAM	H	Edge_1RB_Right	23.46	PC2	PASS
N78-3700-3800	30	30	DFT-QPSK	L	Outer_Full	23.98	PC2	PASS
N78-3700-3800	30	30	DFT-QPSK	L	Inner_Full	25.09	PC2	PASS
N78-3700-3800	30	30	DFT-QPSK	L	Edge_1RB_Left	24.13	PC2	PASS
N78-3700-3800	30	30	DFT-QPSK	L	Edge_1RB_Right	24.38	PC2	PASS
N78-3700-3800	30	30	DFT-16QAM	L	Outer_Full	23.26	PC2	PASS
N78-3700-3800	30	30	DFT-16QAM	L	Inner_Full	23.85	PC2	PASS
N78-3700-3800	30	30	DFT-16QAM	L	Edge_1RB_Left	23.37	PC2	PASS
N78-3700-3800	30	30	DFT-16QAM	L	Edge_1RB_Right	23.37	PC2	PASS
N78-3700-3800	30	30	DFT-QPSK	M	Outer_Full	24.77	PC2	PASS

N78-3700-3800	30	30	DFT-QPSK	M	Inner_Full	25.82	PC2	PASS
N78-3700-3800	30	30	DFT-QPSK	M	Edge_1RB_Left	24.71	PC2	PASS
N78-3700-3800	30	30	DFT-QPSK	M	Edge_1RB_Right	25.11	PC2	PASS
N78-3700-3800	30	30	DFT-16QAM	M	Outer_Full	23.95	PC2	PASS
N78-3700-3800	30	30	DFT-16QAM	M	Inner_Full	24.68	PC2	PASS
N78-3700-3800	30	30	DFT-16QAM	M	Edge_1RB_Left	23.79	PC2	PASS
N78-3700-3800	30	30	DFT-16QAM	M	Edge_1RB_Right	23.79	PC2	PASS
N78-3700-3800	30	30	DFT-QPSK	H	Outer_Full	24.49	PC2	PASS
N78-3700-3800	30	30	DFT-QPSK	H	Inner_Full	25.67	PC2	PASS
N78-3700-3800	30	30	DFT-QPSK	H	Edge_1RB_Left	24.55	PC2	PASS
N78-3700-3800	30	30	DFT-QPSK	H	Edge_1RB_Right	24.60	PC2	PASS
N78-3700-3800	30	30	DFT-16QAM	H	Outer_Full	23.46	PC2	PASS
N78-3700-3800	30	30	DFT-16QAM	H	Inner_Full	24.62	PC2	PASS
N78-3700-3800	30	30	DFT-16QAM	H	Edge_1RB_Left	23.43	PC2	PASS
N78-3700-3800	30	30	DFT-16QAM	H	Edge_1RB_Right	23.48	PC2	PASS
N78-3700-3800	30	40	DFT-QPSK	L	Outer_Full	24.06	PC2	PASS
N78-3700-3800	30	40	DFT-QPSK	L	Inner_Full	25.24	PC2	PASS
N78-3700-3800	30	40	DFT-QPSK	L	Edge_1RB_Left	24.24	PC2	PASS
N78-3700-3800	30	40	DFT-QPSK	L	Edge_1RB_Right	24.49	PC2	PASS
N78-3700-3800	30	40	DFT-16QAM	L	Outer_Full	23.27	PC2	PASS
N78-3700-3800	30	40	DFT-16QAM	L	Inner_Full	24.14	PC2	PASS
N78-3700-3800	30	40	DFT-16QAM	L	Edge_1RB_Left	23.43	PC2	PASS
N78-3700-3800	30	40	DFT-16QAM	L	Edge_1RB_Right	23.90	PC2	PASS
N78-3700-3800	30	40	DFT-QPSK	M	Outer_Full	24.89	PC2	PASS
N78-3700-3800	30	40	DFT-QPSK	M	Inner_Full	25.89	PC2	PASS
N78-3700-3800	30	40	DFT-QPSK	M	Edge_1RB_Left	24.86	PC2	PASS
N78-3700-3800	30	40	DFT-QPSK	M	Edge_1RB_Right	25.35	PC2	PASS
N78-3700-3800	30	40	DFT-16QAM	M	Outer_Full	23.74	PC2	PASS
N78-3700-3800	30	40	DFT-16QAM	M	Inner_Full	24.66	PC2	PASS
N78-3700-3800	30	40	DFT-16QAM	M	Edge_1RB_Left	24.16	PC2	PASS
N78-3700-3800	30	40	DFT-16QAM	M	Edge_1RB_Right	24.33	PC2	PASS
N78-3700-3800	30	40	DFT-QPSK	H	Outer_Full	24.78	PC2	PASS
N78-3700-3800	30	40	DFT-QPSK	H	Inner_Full	25.70	PC2	PASS
N78-3700-3800	30	40	DFT-QPSK	H	Edge_1RB_Left	24.88	PC2	PASS
N78-3700-3800	30	40	DFT-QPSK	H	Edge_1RB_Right	24.66	PC2	PASS
N78-3700-3800	30	40	DFT-16QAM	H	Outer_Full	23.85	PC2	PASS
N78-3700-3800	30	40	DFT-16QAM	H	Inner_Full	24.76	PC2	PASS
N78-3700-3800	30	40	DFT-16QAM	H	Edge_1RB_Left	23.97	PC2	PASS
N78-3700-3800	30	40	DFT-16QAM	H	Edge_1RB_Right	23.82	PC2	PASS
N78-3700-3800	30	50	DFT-QPSK	L	Outer_Full	23.89	PC2	PASS
N78-3700-3800	30	50	DFT-QPSK	L	Inner_Full	24.95	PC2	PASS
N78-3700-3800	30	50	DFT-QPSK	L	Edge_1RB_Left	23.63	PC2	PASS

N78-3700-3800	30	50	DFT-QPSK	L	Edge_1RB_Right	24.20	PC2	PASS
N78-3700-3800	30	50	DFT-16QAM	L	Outer_Full	22.83	PC2	PASS
N78-3700-3800	30	50	DFT-16QAM	L	Inner_Full	24.11	PC2	PASS
N78-3700-3800	30	50	DFT-16QAM	L	Edge_1RB_Left	22.88	PC2	PASS
N78-3700-3800	30	50	DFT-16QAM	L	Edge_1RB_Right	23.14	PC2	PASS
N78-3700-3800	30	50	DFT-QPSK	M	Outer_Full	24.74	PC2	PASS
N78-3700-3800	30	50	DFT-QPSK	M	Inner_Full	25.74	PC2	PASS
N78-3700-3800	30	50	DFT-QPSK	M	Edge_1RB_Left	24.48	PC2	PASS
N78-3700-3800	30	50	DFT-QPSK	M	Edge_1RB_Right	24.68	PC2	PASS
N78-3700-3800	30	50	DFT-16QAM	M	Outer_Full	23.64	PC2	PASS
N78-3700-3800	30	50	DFT-16QAM	M	Inner_Full	24.48	PC2	PASS
N78-3700-3800	30	50	DFT-16QAM	M	Edge_1RB_Left	23.50	PC2	PASS
N78-3700-3800	30	50	DFT-16QAM	M	Edge_1RB_Right	23.81	PC2	PASS
N78-3700-3800	30	50	DFT-QPSK	H	Outer_Full	24.56	PC2	PASS
N78-3700-3800	30	50	DFT-QPSK	H	Inner_Full	25.56	PC2	PASS
N78-3700-3800	30	50	DFT-QPSK	H	Edge_1RB_Left	24.15	PC2	PASS
N78-3700-3800	30	50	DFT-QPSK	H	Edge_1RB_Right	24.29	PC2	PASS
N78-3700-3800	30	50	DFT-16QAM	H	Outer_Full	23.35	PC2	PASS
N78-3700-3800	30	50	DFT-16QAM	H	Inner_Full	24.60	PC2	PASS
N78-3700-3800	30	50	DFT-16QAM	H	Edge_1RB_Left	23.32	PC2	PASS
N78-3700-3800	30	50	DFT-16QAM	H	Edge_1RB_Right	23.46	PC2	PASS
N78-3700-3800	30	60	DFT-QPSK	L	Outer_Full	24.21	PC2	PASS
N78-3700-3800	30	60	DFT-QPSK	L	Inner_Full	24.94	PC2	PASS
N78-3700-3800	30	60	DFT-QPSK	L	Edge_1RB_Left	23.85	PC2	PASS
N78-3700-3800	30	60	DFT-QPSK	L	Edge_1RB_Right	24.48	PC2	PASS
N78-3700-3800	30	60	DFT-16QAM	L	Outer_Full	23.12	PC2	PASS
N78-3700-3800	30	60	DFT-16QAM	L	Inner_Full	23.93	PC2	PASS
N78-3700-3800	30	60	DFT-16QAM	L	Edge_1RB_Left	22.88	PC2	PASS
N78-3700-3800	30	60	DFT-16QAM	L	Edge_1RB_Right	23.29	PC2	PASS
N78-3700-3800	30	60	DFT-QPSK	M	Outer_Full	24.44	PC2	PASS
N78-3700-3800	30	60	DFT-QPSK	M	Inner_Full	25.48	PC2	PASS
N78-3700-3800	30	60	DFT-QPSK	M	Edge_1RB_Left	24.03	PC2	PASS
N78-3700-3800	30	60	DFT-QPSK	M	Edge_1RB_Right	24.57	PC2	PASS
N78-3700-3800	30	60	DFT-16QAM	M	Outer_Full	23.51	PC2	PASS
N78-3700-3800	30	60	DFT-16QAM	M	Inner_Full	24.69	PC2	PASS
N78-3700-3800	30	60	DFT-16QAM	M	Edge_1RB_Left	23.18	PC2	PASS
N78-3700-3800	30	60	DFT-16QAM	M	Edge_1RB_Right	23.71	PC2	PASS
N78-3700-3800	30	60	DFT-QPSK	H	Outer_Full	24.55	PC2	PASS
N78-3700-3800	30	60	DFT-QPSK	H	Inner_Full	25.41	PC2	PASS
N78-3700-3800	30	60	DFT-QPSK	H	Edge_1RB_Left	24.09	PC2	PASS
N78-3700-3800	30	60	DFT-QPSK	H	Edge_1RB_Right	24.30	PC2	PASS
N78-3700-3800	30	60	DFT-16QAM	H	Outer_Full	23.32	PC2	PASS

N78-3700-3800	30	60	DFT-16QAM	H	Inner_Full	24.60	PC2	PASS
N78-3700-3800	30	60	DFT-16QAM	H	Edge_1RB_Left	23.19	PC2	PASS
N78-3700-3800	30	60	DFT-16QAM	H	Edge_1RB_Right	23.62	PC2	PASS
N78-3700-3800	30	70	DFT-QPSK	L	Outer_Full	24.27	PC2	PASS
N78-3700-3800	30	70	DFT-QPSK	L	Inner_Full	25.21	PC2	PASS
N78-3700-3800	30	70	DFT-QPSK	L	Edge_1RB_Left	23.85	PC2	PASS
N78-3700-3800	30	70	DFT-QPSK	L	Edge_1RB_Right	24.03	PC2	PASS
N78-3700-3800	30	70	DFT-16QAM	L	Outer_Full	23.05	PC2	PASS
N78-3700-3800	30	70	DFT-16QAM	L	Inner_Full	24.30	PC2	PASS
N78-3700-3800	30	70	DFT-16QAM	L	Edge_1RB_Left	23.10	PC2	PASS
N78-3700-3800	30	70	DFT-16QAM	L	Edge_1RB_Right	23.60	PC2	PASS
N78-3700-3800	30	70	DFT-QPSK	M	Outer_Full	24.71	PC2	PASS
N78-3700-3800	30	70	DFT-QPSK	M	Inner_Full	25.81	PC2	PASS
N78-3700-3800	30	70	DFT-QPSK	M	Edge_1RB_Left	24.23	PC2	PASS
N78-3700-3800	30	70	DFT-QPSK	M	Edge_1RB_Right	24.66	PC2	PASS
N78-3700-3800	30	70	DFT-16QAM	M	Outer_Full	23.73	PC2	PASS
N78-3700-3800	30	70	DFT-16QAM	M	Inner_Full	24.59	PC2	PASS
N78-3700-3800	30	70	DFT-16QAM	M	Edge_1RB_Left	23.25	PC2	PASS
N78-3700-3800	30	70	DFT-16QAM	M	Edge_1RB_Right	23.47	PC2	PASS
N78-3700-3800	30	70	DFT-QPSK	H	Outer_Full	24.43	PC2	PASS
N78-3700-3800	30	70	DFT-QPSK	H	Inner_Full	25.61	PC2	PASS
N78-3700-3800	30	70	DFT-QPSK	H	Edge_1RB_Left	24.26	PC2	PASS
N78-3700-3800	30	70	DFT-QPSK	H	Edge_1RB_Right	24.32	PC2	PASS
N78-3700-3800	30	70	DFT-16QAM	H	Outer_Full	23.54	PC2	PASS
N78-3700-3800	30	70	DFT-16QAM	H	Inner_Full	24.26	PC2	PASS
N78-3700-3800	30	70	DFT-16QAM	H	Edge_1RB_Left	23.24	PC2	PASS
N78-3700-3800	30	70	DFT-16QAM	H	Edge_1RB_Right	23.29	PC2	PASS
N78-3700-3800	30	80	DFT-QPSK	L	Outer_Full	24.64	PC2	PASS
N78-3700-3800	30	80	DFT-QPSK	L	Inner_Full	25.69	PC2	PASS
N78-3700-3800	30	80	DFT-QPSK	L	Edge_1RB_Left	24.22	PC2	PASS
N78-3700-3800	30	80	DFT-QPSK	L	Edge_1RB_Right	24.43	PC2	PASS
N78-3700-3800	30	80	DFT-16QAM	L	Outer_Full	23.56	PC2	PASS
N78-3700-3800	30	80	DFT-16QAM	L	Inner_Full	24.66	PC2	PASS
N78-3700-3800	30	80	DFT-16QAM	L	Edge_1RB_Left	23.39	PC2	PASS
N78-3700-3800	30	80	DFT-16QAM	L	Edge_1RB_Right	23.80	PC2	PASS
N78-3700-3800	30	80	DFT-QPSK	M	Outer_Full	24.43	PC2	PASS
N78-3700-3800	30	80	DFT-QPSK	M	Inner_Full	25.81	PC2	PASS
N78-3700-3800	30	80	DFT-QPSK	M	Edge_1RB_Left	24.22	PC2	PASS
N78-3700-3800	30	80	DFT-QPSK	M	Edge_1RB_Right	24.74	PC2	PASS
N78-3700-3800	30	80	DFT-16QAM	M	Outer_Full	23.64	PC2	PASS
N78-3700-3800	30	80	DFT-16QAM	M	Inner_Full	24.85	PC2	PASS
N78-3700-3800	30	80	DFT-16QAM	M	Edge_1RB_Left	23.16	PC2	PASS

N78-3700-3800	30	80	DFT-16QAM	M	Edge_1RB_Right	23.68	PC2	PASS
N78-3700-3800	30	80	DFT-QPSK	H	Outer_Full	24.77	PC2	PASS
N78-3700-3800	30	80	DFT-QPSK	H	Inner_Full	25.83	PC2	PASS
N78-3700-3800	30	80	DFT-QPSK	H	Edge_1RB_Left	24.37	PC2	PASS
N78-3700-3800	30	80	DFT-QPSK	H	Edge_1RB_Right	24.67	PC2	PASS
N78-3700-3800	30	80	DFT-16QAM	H	Outer_Full	23.76	PC2	PASS
N78-3700-3800	30	80	DFT-16QAM	H	Inner_Full	24.74	PC2	PASS
N78-3700-3800	30	80	DFT-16QAM	H	Edge_1RB_Left	23.42	PC2	PASS
N78-3700-3800	30	80	DFT-16QAM	H	Edge_1RB_Right	23.61	PC2	PASS
N78-3700-3800	30	90	DFT-QPSK	L	Outer_Full	24.73	PC2	PASS
N78-3700-3800	30	90	DFT-QPSK	L	Inner_Full	25.81	PC2	PASS
N78-3700-3800	30	90	DFT-QPSK	L	Edge_1RB_Left	24.14	PC2	PASS
N78-3700-3800	30	90	DFT-QPSK	L	Edge_1RB_Right	24.68	PC2	PASS
N78-3700-3800	30	90	DFT-16QAM	L	Outer_Full	23.44	PC2	PASS
N78-3700-3800	30	90	DFT-16QAM	L	Inner_Full	24.77	PC2	PASS
N78-3700-3800	30	90	DFT-16QAM	L	Edge_1RB_Left	23.37	PC2	PASS
N78-3700-3800	30	90	DFT-16QAM	L	Edge_1RB_Right	23.93	PC2	PASS
N78-3700-3800	30	90	DFT-QPSK	M	Outer_Full	24.75	PC2	PASS
N78-3700-3800	30	90	DFT-QPSK	M	Inner_Full	25.77	PC2	PASS
N78-3700-3800	30	90	DFT-QPSK	M	Edge_1RB_Left	24.15	PC2	PASS
N78-3700-3800	30	90	DFT-QPSK	M	Edge_1RB_Right	24.66	PC2	PASS
N78-3700-3800	30	90	DFT-16QAM	M	Outer_Full	23.62	PC2	PASS
N78-3700-3800	30	90	DFT-16QAM	M	Inner_Full	24.81	PC2	PASS
N78-3700-3800	30	90	DFT-16QAM	M	Edge_1RB_Left	22.96	PC2	PASS
N78-3700-3800	30	90	DFT-16QAM	M	Edge_1RB_Right	23.75	PC2	PASS
N78-3700-3800	30	90	DFT-QPSK	H	Outer_Full	24.74	PC2	PASS
N78-3700-3800	30	90	DFT-QPSK	H	Inner_Full	25.81	PC2	PASS
N78-3700-3800	30	90	DFT-QPSK	H	Edge_1RB_Left	24.11	PC2	PASS
N78-3700-3800	30	90	DFT-QPSK	H	Edge_1RB_Right	24.64	PC2	PASS
N78-3700-3800	30	90	DFT-16QAM	H	Outer_Full	23.64	PC2	PASS
N78-3700-3800	30	90	DFT-16QAM	H	Inner_Full	24.80	PC2	PASS
N78-3700-3800	30	90	DFT-16QAM	H	Edge_1RB_Left	23.09	PC2	PASS
N78-3700-3800	30	90	DFT-16QAM	H	Edge_1RB_Right	23.42	PC2	PASS
N78-3700-3800	30	100	DFT-QPSK	L	Outer_Full	24.66	PC2	PASS
N78-3700-3800	30	100	DFT-QPSK	L	Inner_Full	25.83	PC2	PASS
N78-3700-3800	30	100	DFT-QPSK	L	Edge_1RB_Left	24.02	PC2	PASS
N78-3700-3800	30	100	DFT-QPSK	L	Edge_1RB_Right	24.31	PC2	PASS
N78-3700-3800	30	100	DFT-16QAM	L	Outer_Full	23.64	PC2	PASS
N78-3700-3800	30	100	DFT-16QAM	L	Inner_Full	24.44	PC2	PASS
N78-3700-3800	30	100	DFT-16QAM	L	Edge_1RB_Left	23.06	PC2	PASS
N78-3700-3800	30	100	DFT-16QAM	L	Edge_1RB_Right	23.36	PC2	PASS
N78-3700-3800	30	100	DFT-QPSK	M	Outer_Full	24.75	PC2	PASS

N78-3700-3800	30	100	DFT-QPSK	M	Inner_Full	**25.92**	PC2	PASS
N78-3700-3800	30	100	DFT-QPSK	M	Edge_1RB_Left	24.01	PC2	PASS
N78-3700-3800	30	100	DFT-QPSK	M	Edge_1RB_Right	24.31	PC2	PASS
N78-3700-3800	30	100	DFT-16QAM	M	Outer_Full	23.74	PC2	PASS
N78-3700-3800	30	100	DFT-16QAM	M	Inner_Full	24.76	PC2	PASS
N78-3700-3800	30	100	DFT-16QAM	M	Edge_1RB_Left	23.08	PC2	PASS
N78-3700-3800	30	100	DFT-16QAM	M	Edge_1RB_Right	23.36	PC2	PASS
N78-3700-3800	30	100	DFT-QPSK	H	Outer_Full	24.64	PC2	PASS
N78-3700-3800	30	100	DFT-QPSK	H	Inner_Full	25.53	PC2	PASS
N78-3700-3800	30	100	DFT-QPSK	H	Edge_1RB_Left	23.81	PC2	PASS
N78-3700-3800	30	100	DFT-QPSK	H	Edge_1RB_Right	24.52	PC2	PASS
N78-3700-3800	30	100	DFT-16QAM	H	Outer_Full	23.75	PC2	PASS
N78-3700-3800	30	100	DFT-16QAM	H	Inner_Full	24.77	PC2	PASS
N78-3700-3800	30	100	DFT-16QAM	H	Edge_1RB_Left	23.07	PC2	PASS
N78-3700-3800	30	100	DFT-16QAM	H	Edge_1RB_Right	23.38	PC2	PASS

Sensor ON (P2):

5G NR SA:

n2

Band	SCS	Bandwidth	Modulation	Channel	RB Config	Power (dBm)	Power Class	Verdict
N2	15	5	DFT-QPSK	L	Outer_Full	19.88	PC3	PASS
N2	15	5	DFT-QPSK	L	Inner_Full	19.93	PC3	PASS
N2	15	5	DFT-QPSK	L	Edge_1RB_Left	19.77	PC3	PASS
N2	15	5	DFT-QPSK	L	Edge_1RB_Right	19.7	PC3	PASS
N2	15	5	DFT-16QAM	L	Outer_Full	18.91	PC3	PASS
N2	15	5	DFT-16QAM	L	Inner_Full	19.99	PC3	PASS
N2	15	5	DFT-16QAM	L	Edge_1RB_Left	19.14	PC3	PASS
N2	15	5	DFT-16QAM	L	Edge_1RB_Right	18.98	PC3	PASS
N2	15	5	DFT-QPSK	M	Outer_Full	19.93	PC3	PASS
N2	15	5	DFT-QPSK	M	Inner_Full	20.01	PC3	PASS
N2	15	5	DFT-QPSK	M	Edge_1RB_Left	19.61	PC3	PASS
N2	15	5	DFT-QPSK	M	Edge_1RB_Right	20	PC3	PASS
N2	15	5	DFT-16QAM	M	Outer_Full	18.97	PC3	PASS
N2	15	5	DFT-16QAM	M	Inner_Full	19.93	PC3	PASS
N2	15	5	DFT-16QAM	M	Edge_1RB_Left	18.39	PC3	PASS
N2	15	5	DFT-16QAM	M	Edge_1RB_Right	18.76	PC3	PASS
N2	15	5	DFT-QPSK	H	Outer_Full	19.97	PC3	PASS
N2	15	5	DFT-QPSK	H	Inner_Full	19.92	PC3	PASS
N2	15	5	DFT-QPSK	H	Edge_1RB_Left	20.07	PC3	PASS
N2	15	5	DFT-QPSK	H	Edge_1RB_Right	19.85	PC3	PASS
N2	15	5	DFT-16QAM	H	Outer_Full	18.94	PC3	PASS
N2	15	5	DFT-16QAM	H	Inner_Full	20.05	PC3	PASS
N2	15	5	DFT-16QAM	H	Edge_1RB_Left	18.88	PC3	PASS
N2	15	5	DFT-16QAM	H	Edge_1RB_Right	18.56	PC3	PASS
N2	15	10	DFT-QPSK	L	Outer_Full	19.99	PC3	PASS
N2	15	10	DFT-QPSK	L	Inner_Full	19.97	PC3	PASS
N2	15	10	DFT-QPSK	L	Edge_1RB_Left	20.06	PC3	PASS
N2	15	10	DFT-QPSK	L	Edge_1RB_Right	19.89	PC3	PASS
N2	15	10	DFT-16QAM	L	Outer_Full	19.09	PC3	PASS
N2	15	10	DFT-16QAM	L	Inner_Full	19.94	PC3	PASS
N2	15	10	DFT-16QAM	L	Edge_1RB_Left	19.02	PC3	PASS
N2	15	10	DFT-16QAM	L	Edge_1RB_Right	18.79	PC3	PASS
N2	15	10	DFT-QPSK	M	Outer_Full	20.13	PC3	PASS
N2	15	10	DFT-QPSK	M	Inner_Full	20.15	PC3	PASS
N2	15	10	DFT-QPSK	M	Edge_1RB_Left	19.96	PC3	PASS
N2	15	10	DFT-QPSK	M	Edge_1RB_Right	19.96	PC3	PASS

N2	15	10	DFT-16QAM	M	Outer_Full	19.13	PC3	PASS
N2	15	10	DFT-16QAM	M	Inner_Full	20.08	PC3	PASS
N2	15	10	DFT-16QAM	M	Edge_1RB_Left	19.1	PC3	PASS
N2	15	10	DFT-16QAM	M	Edge_1RB_Right	19.08	PC3	PASS
N2	15	10	DFT-QPSK	H	Outer_Full	20.08	PC3	PASS
N2	15	10	DFT-QPSK	H	Inner_Full	20.01	PC3	PASS
N2	15	10	DFT-QPSK	H	Edge_1RB_Left	19.63	PC3	PASS
N2	15	10	DFT-QPSK	H	Edge_1RB_Right	19.64	PC3	PASS
N2	15	10	DFT-16QAM	H	Outer_Full	18.95	PC3	PASS
N2	15	10	DFT-16QAM	H	Inner_Full	20.06	PC3	PASS
N2	15	10	DFT-16QAM	H	Edge_1RB_Left	19.03	PC3	PASS
N2	15	10	DFT-16QAM	H	Edge_1RB_Right	19.03	PC3	PASS
N2	15	15	DFT-QPSK	L	Outer_Full	20.07	PC3	PASS
N2	15	15	DFT-QPSK	L	Inner_Full	20.08	PC3	PASS
N2	15	15	DFT-QPSK	L	Edge_1RB_Left	19.66	PC3	PASS
N2	15	15	DFT-QPSK	L	Edge_1RB_Right	19.66	PC3	PASS
N2	15	15	DFT-16QAM	L	Outer_Full	19.01	PC3	PASS
N2	15	15	DFT-16QAM	L	Inner_Full	19.94	PC3	PASS
N2	15	15	DFT-16QAM	L	Edge_1RB_Left	18.97	PC3	PASS
N2	15	15	DFT-16QAM	L	Edge_1RB_Right	18.97	PC3	PASS
N2	15	15	DFT-QPSK	M	Outer_Full	20.22	PC3	PASS
N2	15	15	DFT-QPSK	M	Inner_Full	20.21	PC3	PASS
N2	15	15	DFT-QPSK	M	Edge_1RB_Left	19.88	PC3	PASS
N2	15	15	DFT-QPSK	M	Edge_1RB_Right	20.02	PC3	PASS
N2	15	15	DFT-16QAM	M	Outer_Full	19.21	PC3	PASS
N2	15	15	DFT-16QAM	M	Inner_Full	20.11	PC3	PASS
N2	15	15	DFT-16QAM	M	Edge_1RB_Left	19.06	PC3	PASS
N2	15	15	DFT-16QAM	M	Edge_1RB_Right	19.19	PC3	PASS
N2	15	15	DFT-QPSK	H	Outer_Full	20.12	PC3	PASS
N2	15	15	DFT-QPSK	H	Inner_Full	20.07	PC3	PASS
N2	15	15	DFT-QPSK	H	Edge_1RB_Left	20.11	PC3	PASS
N2	15	15	DFT-QPSK	H	Edge_1RB_Right	20.05	PC3	PASS
N2	15	15	DFT-16QAM	H	Outer_Full	19.09	PC3	PASS
N2	15	15	DFT-16QAM	H	Inner_Full	20.08	PC3	PASS
N2	15	15	DFT-16QAM	H	Edge_1RB_Left	19.42	PC3	PASS
N2	15	15	DFT-16QAM	H	Edge_1RB_Right	19.39	PC3	PASS
N2	15	20	DFT-QPSK	L	Outer_Full	20.11	PC3	PASS
N2	15	20	DFT-QPSK	L	Inner_Full	20.10	PC3	PASS
N2	15	20	DFT-QPSK	L	Edge_1RB_Left	19.91	PC3	PASS
N2	15	20	DFT-QPSK	L	Edge_1RB_Right	19.91	PC3	PASS
N2	15	20	DFT-16QAM	L	Outer_Full	19.02	PC3	PASS
N2	15	20	DFT-16QAM	L	Inner_Full	20.07	PC3	PASS

N2	15	20	DFT-16QAM	L	Edge_1RB_Left	19.20	PC3	PASS
N2	15	20	DFT-16QAM	L	Edge_1RB_Right	19.14	PC3	PASS
N2	15	20	DFT-QPSK	M	Outer_Full	20.2	PC3	PASS
N2	15	20	DFT-QPSK	M	Inner_Full	20.08	PC3	PASS
N2	15	20	DFT-QPSK	M	Edge_1RB_Left	20.16	PC3	PASS
N2	15	20	DFT-QPSK	M	Edge_1RB_Right	20.16	PC3	PASS
N2	15	20	DFT-16QAM	M	Outer_Full	**20.24**	PC3	PASS
N2	15	20	DFT-16QAM	M	Inner_Full	19.19	PC3	PASS
N2	15	20	DFT-16QAM	M	Edge_1RB_Left	20.14	PC3	PASS
N2	15	20	DFT-16QAM	M	Edge_1RB_Right	19.08	PC3	PASS
N2	15	20	DFT-QPSK	H	Outer_Full	19.18	PC3	PASS
N2	15	20	DFT-QPSK	H	Inner_Full	20.08	PC3	PASS
N2	15	20	DFT-QPSK	H	Edge_1RB_Left	20.11	PC3	PASS
N2	15	20	DFT-QPSK	H	Edge_1RB_Right	20.16	PC3	PASS
N2	15	20	DFT-16QAM	H	Outer_Full	20.13	PC3	PASS
N2	15	20	DFT-16QAM	H	Inner_Full	19.23	PC3	PASS
N2	15	20	DFT-16QAM	H	Edge_1RB_Left	20.20	PC3	PASS
N2	15	20	DFT-16QAM	H	Edge_1RB_Right	19.15	PC3	PASS

n5

Band	SCS	Bandwidth	Modulation	Channel	RB Config	Power（dBm）	Power Class	Verdict
N5	15	5	DFT-QPSK	L	Outer_Full	19.07	PC3	PASS
N5	15	5	DFT-QPSK	L	Inner_Full	19.09	PC3	PASS
N5	15	5	DFT-QPSK	L	Edge_1RB_Left	19.12	PC3	PASS
N5	15	5	DFT-QPSK	L	Edge_1RB_Right	19.29	PC3	PASS
N5	15	5	DFT-16QAM	L	Outer_Full	18.16	PC3	PASS
N5	15	5	DFT-16QAM	L	Inner_Full	19.02	PC3	PASS
N5	15	5	DFT-16QAM	L	Edge_1RB_Left	18.21	PC3	PASS
N5	15	5	DFT-16QAM	L	Edge_1RB_Right	18.15	PC3	PASS
N5	15	5	DFT-QPSK	M	Outer_Full	19.11	PC3	PASS
N5	15	5	DFT-QPSK	M	Inner_Full	19.12	PC3	PASS
N5	15	5	DFT-QPSK	M	Edge_1RB_Left	19.18	PC3	PASS
N5	15	5	DFT-QPSK	M	Edge_1RB_Right	19.08	PC3	PASS
N5	15	5	DFT-16QAM	M	Outer_Full	18.12	PC3	PASS
N5	15	5	DFT-16QAM	M	Inner_Full	19.10	PC3	PASS
N5	15	5	DFT-16QAM	M	Edge_1RB_Left	18.14	PC3	PASS
N5	15	5	DFT-16QAM	M	Edge_1RB_Right	18.13	PC3	PASS
N5	15	5	DFT-QPSK	H	Outer_Full	19.06	PC3	PASS
N5	15	5	DFT-QPSK	H	Inner_Full	18.97	PC3	PASS
N5	15	5	DFT-QPSK	H	Edge_1RB_Left	18.99	PC3	PASS

N5	15	5	DFT-QPSK	H	Edge_1RB_Right	18.93	PC3	PASS
N5	15	5	DFT-16QAM	H	Outer_Full	18.13	PC3	PASS
N5	15	5	DFT-16QAM	H	Inner_Full	19.04	PC3	PASS
N5	15	5	DFT-16QAM	H	Edge_1RB_Left	18.06	PC3	PASS
N5	15	5	DFT-16QAM	H	Edge_1RB_Right	18.02	PC3	PASS
N5	15	10	DFT-QPSK	L	Outer_Full	19.21	PC3	PASS
N5	15	10	DFT-QPSK	L	Inner_Full	19.25	PC3	PASS
N5	15	10	DFT-QPSK	L	Edge_1RB_Left	19.09	PC3	PASS
N5	15	10	DFT-QPSK	L	Edge_1RB_Right	19.08	PC3	PASS
N5	15	10	DFT-16QAM	L	Outer_Full	18.38	PC3	PASS
N5	15	10	DFT-16QAM	L	Inner_Full	19.21	PC3	PASS
N5	15	10	DFT-16QAM	L	Edge_1RB_Left	17.90	PC3	PASS
N5	15	10	DFT-16QAM	L	Edge_1RB_Right	17.87	PC3	PASS
N5	15	10	DFT-QPSK	M	Outer_Full	19.18	PC3	PASS
N5	15	10	DFT-QPSK	M	Inner_Full	19.20	PC3	PASS
N5	15	10	DFT-QPSK	M	Edge_1RB_Left	19.12	PC3	PASS
N5	15	10	DFT-QPSK	M	Edge_1RB_Right	19.05	PC3	PASS
N5	15	10	DFT-16QAM	M	Outer_Full	18.20	PC3	PASS
N5	15	10	DFT-16QAM	M	Inner_Full	19.20	PC3	PASS
N5	15	10	DFT-16QAM	M	Edge_1RB_Left	18.37	PC3	PASS
N5	15	10	DFT-16QAM	M	Edge_1RB_Right	18.30	PC3	PASS
N5	15	10	DFT-QPSK	H	Outer_Full	19.19	PC3	PASS
N5	15	10	DFT-QPSK	H	Inner_Full	19.18	PC3	PASS
N5	15	10	DFT-QPSK	H	Edge_1RB_Left	18.83	PC3	PASS
N5	15	10	DFT-QPSK	H	Edge_1RB_Right	18.72	PC3	PASS
N5	15	10	DFT-16QAM	H	Outer_Full	18.19	PC3	PASS
N5	15	10	DFT-16QAM	H	Inner_Full	19.14	PC3	PASS
N5	15	10	DFT-16QAM	H	Edge_1RB_Left	18.21	PC3	PASS
N5	15	10	DFT-16QAM	H	Edge_1RB_Right	18.09	PC3	PASS
N5	15	15	DFT-QPSK	L	Outer_Full	19.55	PC3	PASS
N5	15	15	DFT-QPSK	L	Inner_Full	19.41	PC3	PASS
N5	15	15	DFT-QPSK	L	Edge_1RB_Left	19.07	PC3	PASS
N5	15	15	DFT-QPSK	L	Edge_1RB_Right	19.02	PC3	PASS
N5	15	15	DFT-16QAM	L	Outer_Full	18.48	PC3	PASS
N5	15	15	DFT-16QAM	L	Inner_Full	19.35	PC3	PASS
N5	15	15	DFT-16QAM	L	Edge_1RB_Left	18.47	PC3	PASS
N5	15	15	DFT-16QAM	L	Edge_1RB_Right	18.52	PC3	PASS
N5	15	15	DFT-QPSK	M	Outer_Full	19.57	PC3	PASS
N5	15	15	DFT-QPSK	M	Inner_Full	19.47	PC3	PASS
N5	15	15	DFT-QPSK	M	Edge_1RB_Left	19.36	PC3	PASS
N5	15	15	DFT-QPSK	M	Edge_1RB_Right	19.19	PC3	PASS
N5	15	15	DFT-16QAM	M	Outer_Full	18.56	PC3	PASS

N5	15	15	DFT-16QAM	M	Inner_Full	19.47	PC3	PASS
N5	15	15	DFT-16QAM	M	Edge_1RB_Left	18.59	PC3	PASS
N5	15	15	DFT-16QAM	M	Edge_1RB_Right	18.44	PC3	PASS
N5	15	15	DFT-QPSK	H	Outer_Full	19.47	PC3	PASS
N5	15	15	DFT-QPSK	H	Inner_Full	19.44	PC3	PASS
N5	15	15	DFT-QPSK	H	Edge_1RB_Left	19.56	PC3	PASS
N5	15	15	DFT-QPSK	H	Edge_1RB_Right	19.37	PC3	PASS
N5	15	15	DFT-16QAM	H	Outer_Full	18.60	PC3	PASS
N5	15	15	DFT-16QAM	H	Inner_Full	19.50	PC3	PASS
N5	15	15	DFT-16QAM	H	Edge_1RB_Left	18.92	PC3	PASS
N5	15	15	DFT-16QAM	H	Edge_1RB_Right	18.68	PC3	PASS
N5	15	20	DFT-QPSK	L	Outer_Full	19.57	PC3	PASS
N5	15	20	DFT-QPSK	L	Inner_Full	19.57	PC3	PASS
N5	15	20	DFT-QPSK	L	Edge_1RB_Left	19.36	PC3	PASS
N5	15	20	DFT-QPSK	L	Edge_1RB_Right	19.33	PC3	PASS
N5	15	20	DFT-16QAM	L	Outer_Full	18.65	PC3	PASS
N5	15	20	DFT-16QAM	L	Inner_Full	19.65	PC3	PASS
N5	15	20	DFT-16QAM	L	Edge_1RB_Left	18.47	PC3	PASS
N5	15	20	DFT-16QAM	L	Edge_1RB_Right	18.35	PC3	PASS
N5	15	20	DFT-QPSK	M	Outer_Full	19.58	PC3	PASS
N5	15	20	DFT-QPSK	M	Inner_Full	19.60	PC3	PASS
N5	15	20	DFT-QPSK	M	Edge_1RB_Left	**19.68**	PC3	PASS
N5	15	20	DFT-QPSK	M	Edge_1RB_Right	19.45	PC3	PASS
N5	15	20	DFT-16QAM	M	Outer_Full	18.56	PC3	PASS
N5	15	20	DFT-16QAM	M	Inner_Full	19.65	PC3	PASS
N5	15	20	DFT-16QAM	M	Edge_1RB_Left	18.67	PC3	PASS
N5	15	20	DFT-16QAM	M	Edge_1RB_Right	18.47	PC3	PASS
N5	15	20	DFT-QPSK	H	Outer_Full	19.54	PC3	PASS
N5	15	20	DFT-QPSK	H	Inner_Full	19.59	PC3	PASS
N5	15	20	DFT-QPSK	H	Edge_1RB_Left	19.60	PC3	PASS
N5	15	20	DFT-QPSK	H	Edge_1RB_Right	19.46	PC3	PASS
N5	15	20	DFT-16QAM	H	Outer_Full	18.65	PC3	PASS
N5	15	20	DFT-16QAM	H	Inner_Full	19.60	PC3	PASS
N5	15	20	DFT-16QAM	H	Edge_1RB_Left	18.63	PC3	PASS
N5	15	20	DFT-16QAM	H	Edge_1RB_Right	18.44	PC3	PASS

n66

Band	SCS	Bandwidth	Modulation	Channel	RB Config	Power （dBm）	Power Class	Verdict
N66	15	5	DFT-QPSK	L	Outer_Full	19.12	PC3	PASS
N66	15	5	DFT-QPSK	L	Inner_Full	20.09	PC3	PASS
N66	15	5	DFT-QPSK	L	Edge_1RB_Left	19.17	PC3	PASS
N66	15	5	DFT-QPSK	L	Edge_1RB_Right	19.14	PC3	PASS
N66	15	5	DFT-16QAM	L	Outer_Full	18.19	PC3	PASS
N66	15	5	DFT-16QAM	L	Inner_Full	19.11	PC3	PASS
N66	15	5	DFT-16QAM	L	Edge_1RB_Left	18.18	PC3	PASS
N66	15	5	DFT-16QAM	L	Edge_1RB_Right	18.19	PC3	PASS
N66	15	5	DFT-QPSK	M	Outer_Full	19.36	PC3	PASS
N66	15	5	DFT-QPSK	M	Inner_Full	20.31	PC3	PASS
N66	15	5	DFT-QPSK	M	Edge_1RB_Left	19.27	PC3	PASS
N66	15	5	DFT-QPSK	M	Edge_1RB_Right	19.36	PC3	PASS
N66	15	5	DFT-16QAM	M	Outer_Full	18.35	PC3	PASS
N66	15	5	DFT-16QAM	M	Inner_Full	19.40	PC3	PASS
N66	15	5	DFT-16QAM	M	Edge_1RB_Left	18.31	PC3	PASS
N66	15	5	DFT-16QAM	M	Edge_1RB_Right	18.26	PC3	PASS
N66	15	5	DFT-QPSK	H	Outer_Full	19.00	PC3	PASS
N66	15	5	DFT-QPSK	H	Inner_Full	19.97	PC3	PASS
N66	15	5	DFT-QPSK	H	Edge_1RB_Left	19.07	PC3	PASS
N66	15	5	DFT-QPSK	H	Edge_1RB_Right	19.07	PC3	PASS
N66	15	5	DFT-16QAM	H	Outer_Full	18.28	PC3	PASS
N66	15	5	DFT-16QAM	H	Inner_Full	19.16	PC3	PASS
N66	15	5	DFT-16QAM	H	Edge_1RB_Left	18.16	PC3	PASS
N66	15	5	DFT-16QAM	H	Edge_1RB_Right	18.06	PC3	PASS
N66	15	10	DFT-QPSK	L	Outer_Full	19.37	PC3	PASS
N66	15	10	DFT-QPSK	L	Inner_Full	20.26	PC3	PASS
N66	15	10	DFT-QPSK	L	Edge_1RB_Left	19.21	PC3	PASS
N66	15	10	DFT-QPSK	L	Edge_1RB_Right	19.31	PC3	PASS
N66	15	10	DFT-16QAM	L	Outer_Full	18.59	PC3	PASS
N66	15	10	DFT-16QAM	L	Inner_Full	19.47	PC3	PASS
N66	15	10	DFT-16QAM	L	Edge_1RB_Left	18.07	PC3	PASS
N66	15	10	DFT-16QAM	L	Edge_1RB_Right	18.14	PC3	PASS
N66	15	10	DFT-QPSK	M	Outer_Full	19.46	PC3	PASS
N66	15	10	DFT-QPSK	M	Inner_Full	20.34	PC3	PASS
N66	15	10	DFT-QPSK	M	Edge_1RB_Left	19.39	PC3	PASS
N66	15	10	DFT-QPSK	M	Edge_1RB_Right	19.44	PC3	PASS
N66	15	10	DFT-16QAM	M	Outer_Full	18.47	PC3	PASS
N66	15	10	DFT-16QAM	M	Inner_Full	19.48	PC3	PASS

N66	15	10	DFT-16QAM	M	Edge_1RB_Left	18.53	PC3	PASS
N66	15	10	DFT-16QAM	M	Edge_1RB_Right	18.50	PC3	PASS
N66	15	10	DFT-QPSK	H	Outer_Full	19.23	PC3	PASS
N66	15	10	DFT-QPSK	H	Inner_Full	20.13	PC3	PASS
N66	15	10	DFT-QPSK	H	Edge_1RB_Left	18.87	PC3	PASS
N66	15	10	DFT-QPSK	H	Edge_1RB_Right	18.85	PC3	PASS
N66	15	10	DFT-16QAM	H	Outer_Full	18.27	PC3	PASS
N66	15	10	DFT-16QAM	H	Inner_Full	19.22	PC3	PASS
N66	15	10	DFT-16QAM	H	Edge_1RB_Left	18.37	PC3	PASS
N66	15	10	DFT-16QAM	H	Edge_1RB_Right	18.24	PC3	PASS
N66	15	15	DFT-QPSK	L	Outer_Full	19.50	PC3	PASS
N66	15	15	DFT-QPSK	L	Inner_Full	20.39	PC3	PASS
N66	15	15	DFT-QPSK	L	Edge_1RB_Left	19.05	PC3	PASS
N66	15	15	DFT-QPSK	L	Edge_1RB_Right	19.21	PC3	PASS
N66	15	15	DFT-16QAM	L	Outer_Full	18.43	PC3	PASS
N66	15	15	DFT-16QAM	L	Inner_Full	19.48	PC3	PASS
N66	15	15	DFT-16QAM	L	Edge_1RB_Left	18.56	PC3	PASS
N66	15	15	DFT-16QAM	L	Edge_1RB_Right	18.58	PC3	PASS
N66	15	15	DFT-QPSK	M	Outer_Full	19.66	PC3	PASS
N66	15	15	DFT-QPSK	M	Inner_Full	20.50	PC3	PASS
N66	15	15	DFT-QPSK	M	Edge_1RB_Left	19.45	PC3	PASS
N66	15	15	DFT-QPSK	M	Edge_1RB_Right	19.50	PC3	PASS
N66	15	15	DFT-16QAM	M	Outer_Full	18.62	PC3	PASS
N66	15	15	DFT-16QAM	M	Inner_Full	19.57	PC3	PASS
N66	15	15	DFT-16QAM	M	Edge_1RB_Left	18.65	PC3	PASS
N66	15	15	DFT-16QAM	M	Edge_1RB_Right	18.69	PC3	PASS
N66	15	15	DFT-QPSK	H	Outer_Full	19.37	PC3	PASS
N66	15	15	DFT-QPSK	H	Inner_Full	20.15	PC3	PASS
N66	15	15	DFT-QPSK	H	Edge_1RB_Left	19.47	PC3	PASS
N66	15	15	DFT-QPSK	H	Edge_1RB_Right	19.38	PC3	PASS
N66	15	15	DFT-16QAM	H	Outer_Full	18.40	PC3	PASS
N66	15	15	DFT-16QAM	H	Inner_Full	19.43	PC3	PASS
N66	15	15	DFT-16QAM	H	Edge_1RB_Left	18.81	PC3	PASS
N66	15	15	DFT-16QAM	H	Edge_1RB_Right	18.80	PC3	PASS
N66	15	20	DFT-QPSK	L	Outer_Full	19.61	PC3	PASS
N66	15	20	DFT-QPSK	L	Inner_Full	20.52	PC3	PASS
N66	15	20	DFT-QPSK	L	Edge_1RB_Left	19.49	PC3	PASS
N66	15	20	DFT-QPSK	L	Edge_1RB_Right	19.54	PC3	PASS
N66	15	20	DFT-16QAM	L	Outer_Full	18.53	PC3	PASS
N66	15	20	DFT-16QAM	L	Inner_Full	19.57	PC3	PASS
N66	15	20	DFT-16QAM	L	Edge_1RB_Left	18.67	PC3	PASS
N66	15	20	DFT-16QAM	L	Edge_1RB_Right	18.82	PC3	PASS

N66	15	20	DFT-QPSK	M	Outer_Full	19.69	PC3	PASS
N66	15	20	DFT-QPSK	M	Inner_Full	20.59	PC3	PASS
N66	15	20	DFT-QPSK	M	Edge_1RB_Left	19.83	PC3	PASS
N66	15	20	DFT-QPSK	M	Edge_1RB_Right	19.76	PC3	PASS
N66	15	20	DFT-16QAM	M	Outer_Full	18.65	PC3	PASS
N66	15	20	DFT-16QAM	M	Inner_Full	19.70	PC3	PASS
N66	15	20	DFT-16QAM	M	Edge_1RB_Left	18.76	PC3	PASS
N66	15	20	DFT-16QAM	M	Edge_1RB_Right	18.72	PC3	PASS
N66	15	20	DFT-QPSK	H	Outer_Full	19.45	PC3	PASS
N66	15	20	DFT-QPSK	H	Inner_Full	20.41	PC3	PASS
N66	15	20	DFT-QPSK	H	Edge_1RB_Left	19.60	PC3	PASS
N66	15	20	DFT-QPSK	H	Edge_1RB_Right	19.46	PC3	PASS
N66	15	20	DFT-16QAM	H	Outer_Full	18.63	PC3	PASS
N66	15	20	DFT-16QAM	H	Inner_Full	19.52	PC3	PASS
N66	15	20	DFT-16QAM	H	Edge_1RB_Left	18.57	PC3	PASS
N66	15	20	DFT-16QAM	H	Edge_1RB_Right	18.37	PC3	PASS
N66	15	30	DFT-QPSK	L	Outer_Full	19.69	PC3	PASS
N66	15	30	DFT-QPSK	L	Inner_Full	20.59	PC3	PASS
N66	15	30	DFT-QPSK	L	Edge_1RB_Left	19.60	PC3	PASS
N66	15	30	DFT-QPSK	L	Edge_1RB_Right	19.63	PC3	PASS
N66	15	30	DFT-16QAM	L	Outer_Full	18.76	PC3	PASS
N66	15	30	DFT-16QAM	L	Inner_Full	19.69	PC3	PASS
N66	15	30	DFT-16QAM	L	Edge_1RB_Left	18.60	PC3	PASS
N66	15	30	DFT-16QAM	L	Edge_1RB_Right	18.62	PC3	PASS
N66	15	30	DFT-QPSK	M	Outer_Full	19.84	PC3	PASS
N66	15	30	DFT-QPSK	M	Inner_Full	**20.69**	PC3	PASS
N66	15	30	DFT-QPSK	M	Edge_1RB_Left	19.67	PC3	PASS
N66	15	30	DFT-QPSK	M	Edge_1RB_Right	19.59	PC3	PASS
N66	15	30	DFT-16QAM	M	Outer_Full	18.83	PC3	PASS
N66	15	30	DFT-16QAM	M	Inner_Full	19.72	PC3	PASS
N66	15	30	DFT-16QAM	M	Edge_1RB_Left	18.95	PC3	PASS
N66	15	30	DFT-16QAM	M	Edge_1RB_Right	18.88	PC3	PASS
N66	15	30	DFT-QPSK	H	Outer_Full	19.62	PC3	PASS
N66	15	30	DFT-QPSK	H	Inner_Full	20.43	PC3	PASS
N66	15	30	DFT-QPSK	H	Edge_1RB_Left	19.51	PC3	PASS
N66	15	30	DFT-QPSK	H	Edge_1RB_Right	19.30	PC3	PASS
N66	15	30	DFT-16QAM	H	Outer_Full	18.57	PC3	PASS
N66	15	30	DFT-16QAM	H	Inner_Full	19.54	PC3	PASS
N66	15	30	DFT-16QAM	H	Edge_1RB_Left	18.50	PC3	PASS
N66	15	30	DFT-16QAM	H	Edge_1RB_Right	18.28	PC3	PASS

Normal(P1):

5G NR EN-DC:

DC_2A_N41A

Band	SCS	Bandwidth	Modulation	Channel	RB Config	Power (dBm)	Power Class	Verdict
DC_2A_n41A	30	5+20	DFT-QPSK	M+L	Outer_Full	24.94	PC3	PASS
DC_2A_n41A	30	5+20	DFT-QPSK	M+L	Inner_Full	25.00	PC3	PASS
DC_2A_n41A	30	5+20	DFT-QPSK	M+L	Edge_1RB_Left	24.98	PC3	PASS
DC_2A_n41A	30	5+20	DFT-QPSK	M+L	Edge_1RB_Right	24.73	PC3	PASS
DC_2A_n41A	30	5+20	DFT-16QAM	M+L	Outer_Full	23.96	PC3	PASS
DC_2A_n41A	30	5+20	DFT-16QAM	M+L	Inner_Full	24.77	PC3	PASS
DC_2A_n41A	30	5+20	DFT-16QAM	M+L	Edge_1RB_Left	23.98	PC3	PASS
DC_2A_n41A	30	5+20	DFT-16QAM	M+L	Edge_1RB_Right	24.10	PC3	PASS
DC_2A_n41A	30	5+20	DFT-QPSK	M+M	Outer_Full	24.81	PC3	PASS
DC_2A_n41A	30	5+20	DFT-QPSK	M+M	Inner_Full	24.78	PC3	PASS
DC_2A_n41A	30	5+20	DFT-QPSK	M+M	Edge_1RB_Left	24.68	PC3	PASS
DC_2A_n41A	30	5+20	DFT-QPSK	M+M	Edge_1RB_Right	24.77	PC3	PASS
DC_2A_n41A	30	5+20	DFT-16QAM	M+M	Outer_Full	23.92	PC3	PASS
DC_2A_n41A	30	5+20	DFT-16QAM	M+M	Inner_Full	24.90	PC3	PASS
DC_2A_n41A	30	5+20	DFT-16QAM	M+M	Edge_1RB_Left	23.96	PC3	PASS
DC_2A_n41A	30	5+20	DFT-16QAM	M+M	Edge_1RB_Right	23.71	PC3	PASS
DC_2A_n41A	30	5+20	DFT-QPSK	M+H	Outer_Full	24.23	PC3	PASS
DC_2A_n41A	30	5+20	DFT-QPSK	M+H	Inner_Full	24.24	PC3	PASS
DC_2A_n41A	30	5+20	DFT-QPSK	M+H	Edge_1RB_Left	24.37	PC3	PASS
DC_2A_n41A	30	5+20	DFT-QPSK	M+H	Edge_1RB_Right	24.22	PC3	PASS
DC_2A_n41A	30	5+20	DFT-16QAM	M+H	Outer_Full	23.23	PC3	PASS
DC_2A_n41A	30	5+20	DFT-16QAM	M+H	Inner_Full	24.22	PC3	PASS
DC_2A_n41A	30	5+20	DFT-16QAM	M+H	Edge_1RB_Left	23.50	PC3	PASS
DC_2A_n41A	30	5+20	DFT-16QAM	M+H	Edge_1RB_Right	23.32	PC3	PASS
DC_2A_n41A	30	5+30	DFT-QPSK	M+L	Outer_Full	24.79	PC3	PASS
DC_2A_n41A	30	5+30	DFT-QPSK	M+L	Inner_Full	24.82	PC3	PASS
DC_2A_n41A	30	5+30	DFT-QPSK	M+L	Edge_1RB_Left	24.88	PC3	PASS
DC_2A_n41A	30	5+30	DFT-QPSK	M+L	Edge_1RB_Right	24.68	PC3	PASS
DC_2A_n41A	30	5+30	DFT-16QAM	M+L	Outer_Full	23.82	PC3	PASS
DC_2A_n41A	30	5+30	DFT-16QAM	M+L	Inner_Full	24.82	PC3	PASS
DC_2A_n41A	30	5+30	DFT-16QAM	M+L	Edge_1RB_Left	23.66	PC3	PASS
DC_2A_n41A	30	5+30	DFT-16QAM	M+L	Edge_1RB_Right	23.90	PC3	PASS
DC_2A_n41A	30	5+30	DFT-QPSK	M+M	Outer_Full	24.87	PC3	PASS
DC_2A_n41A	30	5+30	DFT-QPSK	M+M	Inner_Full	24.77	PC3	PASS
DC_2A_n41A	30	5+30	DFT-QPSK	M+M	Edge_1RB_Left	24.68	PC3	PASS
DC_2A_n41A	30	5+30	DFT-QPSK	M+M	Edge_1RB_Right	24.78	PC3	PASS

DC_2A_n41A	30	5+30	DFT-16QAM	M+M	Outer_Full	23.88	PC3	PASS
DC_2A_n41A	30	5+30	DFT-16QAM	M+M	Inner_Full	24.93	PC3	PASS
DC_2A_n41A	30	5+30	DFT-16QAM	M+M	Edge_1RB_Left	23.86	PC3	PASS
DC_2A_n41A	30	5+30	DFT-16QAM	M+M	Edge_1RB_Right	23.82	PC3	PASS
DC_2A_n41A	30	5+30	DFT-QPSK	M+H	Outer_Full	24.30	PC3	PASS
DC_2A_n41A	30	5+30	DFT-QPSK	M+H	Inner_Full	24.42	PC3	PASS
DC_2A_n41A	30	5+30	DFT-QPSK	M+H	Edge_1RB_Left	24.38	PC3	PASS
DC_2A_n41A	30	5+30	DFT-QPSK	M+H	Edge_1RB_Right	24.32	PC3	PASS
DC_2A_n41A	30	5+30	DFT-16QAM	M+H	Outer_Full	23.30	PC3	PASS
DC_2A_n41A	30	5+30	DFT-16QAM	M+H	Inner_Full	24.35	PC3	PASS
DC_2A_n41A	30	5+30	DFT-16QAM	M+H	Edge_1RB_Left	23.39	PC3	PASS
DC_2A_n41A	30	5+30	DFT-16QAM	M+H	Edge_1RB_Right	23.23	PC3	PASS
DC_2A_n41A	30	5+40	DFT-QPSK	M+L	Outer_Full	24.78	PC3	PASS
DC_2A_n41A	30	5+40	DFT-QPSK	M+L	Inner_Full	24.85	PC3	PASS
DC_2A_n41A	30	5+40	DFT-QPSK	M+L	Edge_1RB_Left	24.77	PC3	PASS
DC_2A_n41A	30	5+40	DFT-QPSK	M+L	Edge_1RB_Right	24.60	PC3	PASS
DC_2A_n41A	30	5+40	DFT-16QAM	M+L	Outer_Full	23.79	PC3	PASS
DC_2A_n41A	30	5+40	DFT-16QAM	M+L	Inner_Full	24.88	PC3	PASS
DC_2A_n41A	30	5+40	DFT-16QAM	M+L	Edge_1RB_Left	23.87	PC3	PASS
DC_2A_n41A	30	5+40	DFT-16QAM	M+L	Edge_1RB_Right	23.77	PC3	PASS
DC_2A_n41A	30	5+40	DFT-QPSK	M+M	Outer_Full	24.88	PC3	PASS
DC_2A_n41A	30	5+40	DFT-QPSK	M+M	Inner_Full	24.82	PC3	PASS
DC_2A_n41A	30	5+40	DFT-QPSK	M+M	Edge_1RB_Left	24.81	PC3	PASS
DC_2A_n41A	30	5+40	DFT-QPSK	M+M	Edge_1RB_Right	24.88	PC3	PASS
DC_2A_n41A	30	5+40	DFT-16QAM	M+M	Outer_Full	23.90	PC3	PASS
DC_2A_n41A	30	5+40	DFT-16QAM	M+M	Inner_Full	24.88	PC3	PASS
DC_2A_n41A	30	5+40	DFT-16QAM	M+M	Edge_1RB_Left	23.77	PC3	PASS
DC_2A_n41A	30	5+40	DFT-16QAM	M+M	Edge_1RB_Right	23.97	PC3	PASS
DC_2A_n41A	30	5+40	DFT-QPSK	M+H	Outer_Full	24.45	PC3	PASS
DC_2A_n41A	30	5+40	DFT-QPSK	M+H	Inner_Full	24.41	PC3	PASS
DC_2A_n41A	30	5+40	DFT-QPSK	M+H	Edge_1RB_Left	24.62	PC3	PASS
DC_2A_n41A	30	5+40	DFT-QPSK	M+H	Edge_1RB_Right	24.23	PC3	PASS
DC_2A_n41A	30	5+40	DFT-16QAM	M+H	Outer_Full	23.37	PC3	PASS
DC_2A_n41A	30	5+40	DFT-16QAM	M+H	Inner_Full	24.36	PC3	PASS
DC_2A_n41A	30	5+40	DFT-16QAM	M+H	Edge_1RB_Left	23.68	PC3	PASS
DC_2A_n41A	30	5+40	DFT-16QAM	M+H	Edge_1RB_Right	23.46	PC3	PASS
DC_2A_n41A	30	5+50	DFT-QPSK	M+L	Outer_Full	24.71	PC3	PASS
DC_2A_n41A	30	5+50	DFT-QPSK	M+L	Inner_Full	24.85	PC3	PASS
DC_2A_n41A	30	5+50	DFT-QPSK	M+L	Edge_1RB_Left	24.78	PC3	PASS
DC_2A_n41A	30	5+50	DFT-QPSK	M+L	Edge_1RB_Right	24.72	PC3	PASS
DC_2A_n41A	30	5+50	DFT-16QAM	M+L	Outer_Full	23.70	PC3	PASS
DC_2A_n41A	30	5+50	DFT-16QAM	M+L	Inner_Full	24.82	PC3	PASS

DC_2A_n41A	30	5+50	DFT-16QAM	M+L	Edge_1RB_Left	23.73	PC3	PASS
DC_2A_n41A	30	5+50	DFT-16QAM	M+L	Edge_1RB_Right	23.65	PC3	PASS
DC_2A_n41A	30	5+50	DFT-QPSK	M+M	Outer_Full	24.64	PC3	PASS
DC_2A_n41A	30	5+50	DFT-QPSK	M+M	Inner_Full	24.75	PC3	PASS
DC_2A_n41A	30	5+50	DFT-QPSK	M+M	Edge_1RB_Left	24.35	PC3	PASS
DC_2A_n41A	30	5+50	DFT-QPSK	M+M	Edge_1RB_Right	24.29	PC3	PASS
DC_2A_n41A	30	5+50	DFT-16QAM	M+M	Outer_Full	23.64	PC3	PASS
DC_2A_n41A	30	5+50	DFT-16QAM	M+M	Inner_Full	24.71	PC3	PASS
DC_2A_n41A	30	5+50	DFT-16QAM	M+M	Edge_1RB_Left	23.22	PC3	PASS
DC_2A_n41A	30	5+50	DFT-16QAM	M+M	Edge_1RB_Right	23.29	PC3	PASS
DC_2A_n41A	30	5+50	DFT-QPSK	M+H	Outer_Full	24.26	PC3	PASS
DC_2A_n41A	30	5+50	DFT-QPSK	M+H	Inner_Full	24.40	PC3	PASS
DC_2A_n41A	30	5+50	DFT-QPSK	M+H	Edge_1RB_Left	24.21	PC3	PASS
DC_2A_n41A	30	5+50	DFT-QPSK	M+H	Edge_1RB_Right	23.88	PC3	PASS
DC_2A_n41A	30	5+50	DFT-16QAM	M+H	Outer_Full	23.26	PC3	PASS
DC_2A_n41A	30	5+50	DFT-16QAM	M+H	Inner_Full	24.36	PC3	PASS
DC_2A_n41A	30	5+50	DFT-16QAM	M+H	Edge_1RB_Left	23.27	PC3	PASS
DC_2A_n41A	30	5+50	DFT-16QAM	M+H	Edge_1RB_Right	22.97	PC3	PASS
DC_2A_n41A	30	5+60	DFT-QPSK	M+L	Outer_Full	24.73	PC3	PASS
DC_2A_n41A	30	5+60	DFT-QPSK	M+L	Inner_Full	24.79	PC3	PASS
DC_2A_n41A	30	5+60	DFT-QPSK	M+L	Edge_1RB_Left	24.24	PC3	PASS
DC_2A_n41A	30	5+60	DFT-QPSK	M+L	Edge_1RB_Right	24.18	PC3	PASS
DC_2A_n41A	30	5+60	DFT-16QAM	M+L	Outer_Full	23.64	PC3	PASS
DC_2A_n41A	30	5+60	DFT-16QAM	M+L	Inner_Full	24.74	PC3	PASS
DC_2A_n41A	30	5+60	DFT-16QAM	M+L	Edge_1RB_Left	23.29	PC3	PASS
DC_2A_n41A	30	5+60	DFT-16QAM	M+L	Edge_1RB_Right	23.21	PC3	PASS
DC_2A_n41A	30	5+60	DFT-QPSK	M+M	Outer_Full	24.55	PC3	PASS
DC_2A_n41A	30	5+60	DFT-QPSK	M+M	Inner_Full	24.66	PC3	PASS
DC_2A_n41A	30	5+60	DFT-QPSK	M+M	Edge_1RB_Left	24.14	PC3	PASS
DC_2A_n41A	30	5+60	DFT-QPSK	M+M	Edge_1RB_Right	24.13	PC3	PASS
DC_2A_n41A	30	5+60	DFT-16QAM	M+M	Outer_Full	23.54	PC3	PASS
DC_2A_n41A	30	5+60	DFT-16QAM	M+M	Inner_Full	24.80	PC3	PASS
DC_2A_n41A	30	5+60	DFT-16QAM	M+M	Edge_1RB_Left	23.06	PC3	PASS
DC_2A_n41A	30	5+60	DFT-16QAM	M+M	Edge_1RB_Right	23.06	PC3	PASS
DC_2A_n41A	30	5+60	DFT-QPSK	M+H	Outer_Full	24.25	PC3	PASS
DC_2A_n41A	30	5+60	DFT-QPSK	M+H	Inner_Full	24.38	PC3	PASS
DC_2A_n41A	30	5+60	DFT-QPSK	M+H	Edge_1RB_Left	24.10	PC3	PASS
DC_2A_n41A	30	5+60	DFT-QPSK	M+H	Edge_1RB_Right	23.75	PC3	PASS
DC_2A_n41A	30	5+60	DFT-16QAM	M+H	Outer_Full	23.31	PC3	PASS
DC_2A_n41A	30	5+60	DFT-16QAM	M+H	Inner_Full	24.39	PC3	PASS
DC_2A_n41A	30	5+60	DFT-16QAM	M+H	Edge_1RB_Left	23.15	PC3	PASS
DC_2A_n41A	30	5+60	DFT-16QAM	M+H	Edge_1RB_Right	22.63	PC3	PASS

DC_2A_n41A	30	5+70	DFT-QPSK	M+L	Outer_Full	24.74	PC3	PASS
DC_2A_n41A	30	5+70	DFT-QPSK	M+L	Inner_Full	24.80	PC3	PASS
DC_2A_n41A	30	5+70	DFT-QPSK	M+L	Edge_1RB_Left	24.78	PC3	PASS
DC_2A_n41A	30	5+70	DFT-QPSK	M+L	Edge_1RB_Right	24.58	PC3	PASS
DC_2A_n41A	30	5+70	DFT-16QAM	M+L	Outer_Full	23.84	PC3	PASS
DC_2A_n41A	30	5+70	DFT-16QAM	M+L	Inner_Full	24.82	PC3	PASS
DC_2A_n41A	30	5+70	DFT-16QAM	M+L	Edge_1RB_Left	23.82	PC3	PASS
DC_2A_n41A	30	5+70	DFT-16QAM	M+L	Edge_1RB_Right	23.49	PC3	PASS
DC_2A_n41A	30	5+70	DFT-QPSK	M+M	Outer_Full	24.71	PC3	PASS
DC_2A_n41A	30	5+70	DFT-QPSK	M+M	Inner_Full	24.74	PC3	PASS
DC_2A_n41A	30	5+70	DFT-QPSK	M+M	Edge_1RB_Left	24.50	PC3	PASS
DC_2A_n41A	30	5+70	DFT-QPSK	M+M	Edge_1RB_Right	24.55	PC3	PASS
DC_2A_n41A	30	5+70	DFT-16QAM	M+M	Outer_Full	23.70	PC3	PASS
DC_2A_n41A	30	5+70	DFT-16QAM	M+M	Inner_Full	24.68	PC3	PASS
DC_2A_n41A	30	5+70	DFT-16QAM	M+M	Edge_1RB_Left	23.75	PC3	PASS
DC_2A_n41A	30	5+70	DFT-16QAM	M+M	Edge_1RB_Right	23.61	PC3	PASS
DC_2A_n41A	30	5+70	DFT-QPSK	M+H	Outer_Full	24.46	PC3	PASS
DC_2A_n41A	30	5+70	DFT-QPSK	M+H	Inner_Full	24.33	PC3	PASS
DC_2A_n41A	30	5+70	DFT-QPSK	M+H	Edge_1RB_Left	24.47	PC3	PASS
DC_2A_n41A	30	5+70	DFT-QPSK	M+H	Edge_1RB_Right	23.92	PC3	PASS
DC_2A_n41A	30	5+70	DFT-16QAM	M+H	Outer_Full	23.40	PC3	PASS
DC_2A_n41A	30	5+70	DFT-16QAM	M+H	Inner_Full	24.37	PC3	PASS
DC_2A_n41A	30	5+70	DFT-16QAM	M+H	Edge_1RB_Left	23.52	PC3	PASS
DC_2A_n41A	30	5+70	DFT-16QAM	M+H	Edge_1RB_Right	22.91	PC3	PASS
DC_2A_n41A	30	5+80	DFT-QPSK	M+L	Outer_Full	24.72	PC3	PASS
DC_2A_n41A	30	5+80	DFT-QPSK	M+L	Inner_Full	24.70	PC3	PASS
DC_2A_n41A	30	5+80	DFT-QPSK	M+L	Edge_1RB_Left	24.69	PC3	PASS
DC_2A_n41A	30	5+80	DFT-QPSK	M+L	Edge_1RB_Right	24.55	PC3	PASS
DC_2A_n41A	30	5+80	DFT-16QAM	M+L	Outer_Full	23.73	PC3	PASS
DC_2A_n41A	30	5+80	DFT-16QAM	M+L	Inner_Full	24.65	PC3	PASS
DC_2A_n41A	30	5+80	DFT-16QAM	M+L	Edge_1RB_Left	23.64	PC3	PASS
DC_2A_n41A	30	5+80	DFT-16QAM	M+L	Edge_1RB_Right	23.57	PC3	PASS
DC_2A_n41A	30	5+80	DFT-QPSK	M+M	Outer_Full	24.65	PC3	PASS
DC_2A_n41A	30	5+80	DFT-QPSK	M+M	Inner_Full	24.71	PC3	PASS
DC_2A_n41A	30	5+80	DFT-QPSK	M+M	Edge_1RB_Left	24.48	PC3	PASS
DC_2A_n41A	30	5+80	DFT-QPSK	M+M	Edge_1RB_Right	24.42	PC3	PASS
DC_2A_n41A	30	5+80	DFT-16QAM	M+M	Outer_Full	23.66	PC3	PASS
DC_2A_n41A	30	5+80	DFT-16QAM	M+M	Inner_Full	24.72	PC3	PASS
DC_2A_n41A	30	5+80	DFT-16QAM	M+M	Edge_1RB_Left	23.56	PC3	PASS
DC_2A_n41A	30	5+80	DFT-16QAM	M+M	Edge_1RB_Right	23.56	PC3	PASS
DC_2A_n41A	30	5+80	DFT-QPSK	M+H	Outer_Full	24.43	PC3	PASS
DC_2A_n41A	30	5+80	DFT-QPSK	M+H	Inner_Full	24.43	PC3	PASS

DC_2A_n41A	30	5+80	DFT-QPSK	M+H	Edge_1RB_Left	24.50	PC3	PASS
DC_2A_n41A	30	5+80	DFT-QPSK	M+H	Edge_1RB_Right	23.93	PC3	PASS
DC_2A_n41A	30	5+80	DFT-16QAM	M+H	Outer_Full	23.52	PC3	PASS
DC_2A_n41A	30	5+80	DFT-16QAM	M+H	Inner_Full	24.39	PC3	PASS
DC_2A_n41A	30	5+80	DFT-16QAM	M+H	Edge_1RB_Left	23.65	PC3	PASS
DC_2A_n41A	30	5+80	DFT-16QAM	M+H	Edge_1RB_Right	22.96	PC3	PASS
DC_2A_n41A	30	5+90	DFT-QPSK	M+L	Outer_Full	24.84	PC3	PASS
DC_2A_n41A	30	5+90	DFT-QPSK	M+L	Inner_Full	24.72	PC3	PASS
DC_2A_n41A	30	5+90	DFT-QPSK	M+L	Edge_1RB_Left	24.68	PC3	PASS
DC_2A_n41A	30	5+90	DFT-QPSK	M+L	Edge_1RB_Right	24.73	PC3	PASS
DC_2A_n41A	30	5+90	DFT-16QAM	M+L	Outer_Full	23.65	PC3	PASS
DC_2A_n41A	30	5+90	DFT-16QAM	M+L	Inner_Full	24.66	PC3	PASS
DC_2A_n41A	30	5+90	DFT-16QAM	M+L	Edge_1RB_Left	23.62	PC3	PASS
DC_2A_n41A	30	5+90	DFT-16QAM	M+L	Edge_1RB_Right	23.66	PC3	PASS
DC_2A_n41A	30	5+90	DFT-QPSK	M+M	Outer_Full	24.67	PC3	PASS
DC_2A_n41A	30	5+90	DFT-QPSK	M+M	Inner_Full	24.80	PC3	PASS
DC_2A_n41A	30	5+90	DFT-QPSK	M+M	Edge_1RB_Left	24.45	PC3	PASS
DC_2A_n41A	30	5+90	DFT-QPSK	M+M	Edge_1RB_Right	24.53	PC3	PASS
DC_2A_n41A	30	5+90	DFT-16QAM	M+M	Outer_Full	23.67	PC3	PASS
DC_2A_n41A	30	5+90	DFT-16QAM	M+M	Inner_Full	24.83	PC3	PASS
DC_2A_n41A	30	5+90	DFT-16QAM	M+M	Edge_1RB_Left	23.54	PC3	PASS
DC_2A_n41A	30	5+90	DFT-16QAM	M+M	Edge_1RB_Right	23.52	PC3	PASS
DC_2A_n41A	30	5+90	DFT-QPSK	M+H	Outer_Full	24.46	PC3	PASS
DC_2A_n41A	30	5+90	DFT-QPSK	M+H	Inner_Full	24.51	PC3	PASS
DC_2A_n41A	30	5+90	DFT-QPSK	M+H	Edge_1RB_Left	24.54	PC3	PASS
DC_2A_n41A	30	5+90	DFT-QPSK	M+H	Edge_1RB_Right	24.08	PC3	PASS
DC_2A_n41A	30	5+90	DFT-16QAM	M+H	Outer_Full	23.44	PC3	PASS
DC_2A_n41A	30	5+90	DFT-16QAM	M+H	Inner_Full	24.52	PC3	PASS
DC_2A_n41A	30	5+90	DFT-16QAM	M+H	Edge_1RB_Left	23.58	PC3	PASS
DC_2A_n41A	30	5+90	DFT-16QAM	M+H	Edge_1RB_Right	23.02	PC3	PASS
DC_2A_n41A	30	5+100	DFT-QPSK	M+L	Outer_Full	24.72	PC3	PASS
DC_2A_n41A	30	5+100	DFT-QPSK	M+L	Inner_Full	24.74	PC3	PASS
DC_2A_n41A	30	5+100	DFT-QPSK	M+L	Edge_1RB_Left	24.60	PC3	PASS
DC_2A_n41A	30	5+100	DFT-QPSK	M+L	Edge_1RB_Right	24.53	PC3	PASS
DC_2A_n41A	30	5+100	DFT-16QAM	M+L	Outer_Full	23.76	PC3	PASS
DC_2A_n41A	30	5+100	DFT-16QAM	M+L	Inner_Full	24.73	PC3	PASS
DC_2A_n41A	30	5+100	DFT-16QAM	M+L	Edge_1RB_Left	23.79	PC3	PASS
DC_2A_n41A	30	5+100	DFT-16QAM	M+L	Edge_1RB_Right	23.69	PC3	PASS
DC_2A_n41A	30	5+100	DFT-QPSK	M+M	Outer_Full	24.64	PC3	PASS
DC_2A_n41A	30	5+100	DFT-QPSK	M+M	Inner_Full	24.73	PC3	PASS
DC_2A_n41A	30	5+100	DFT-QPSK	M+M	Edge_1RB_Left	24.38	PC3	PASS
DC_2A_n41A	30	5+100	DFT-QPSK	M+M	Edge_1RB_Right	24.34	PC3	PASS

DC_2A_n41A	30	5+100	DFT-16QAM	M+M	Outer_Full	23.64	PC3	PASS
DC_2A_n41A	30	5+100	DFT-16QAM	M+M	Inner_Full	**25.02**	PC3	PASS
DC_2A_n41A	30	5+100	DFT-16QAM	M+M	Edge_1RB_Left	23.40	PC3	PASS
DC_2A_n41A	30	5+100	DFT-16QAM	M+M	Edge_1RB_Right	23.25	PC3	PASS
DC_2A_n41A	30	5+100	DFT-QPSK	M+H	Outer_Full	24.54	PC3	PASS
DC_2A_n41A	30	5+100	DFT-QPSK	M+H	Inner_Full	24.54	PC3	PASS
DC_2A_n41A	30	5+100	DFT-QPSK	M+H	Edge_1RB_Left	24.43	PC3	PASS
DC_2A_n41A	30	5+100	DFT-QPSK	M+H	Edge_1RB_Right	23.90	PC3	PASS
DC_2A_n41A	30	5+100	DFT-16QAM	M+H	Outer_Full	23.49	PC3	PASS
DC_2A_n41A	30	5+100	DFT-16QAM	M+H	Inner_Full	24.54	PC3	PASS
DC_2A_n41A	30	5+100	DFT-16QAM	M+H	Edge_1RB_Left	23.44	PC3	PASS
DC_2A_n41A	30	5+100	DFT-16QAM	M+H	Edge_1RB_Right	22.79	PC3	PASS

DC_12A_N77A(3450-3550MHz)

Band	SCS	Bandwidth	Modulation	Channel	RB Config	Power (dBm)	Power Class	Verdict
DC_12A_n77A-3450-3550	30	5+20	DFT-QPSK	M+L	Outer_Full	24.31	PC2	PASS
DC_12A_n77A-3450-3550	30	5+20	DFT-QPSK	M+L	Inner_Full	24.08	PC2	PASS
DC_12A_n77A-3450-3550	30	5+20	DFT-QPSK	M+L	Edge_1RB_Left	24.10	PC2	PASS
DC_12A_n77A-3450-3550	30	5+20	DFT-QPSK	M+L	Edge_1RB_Right	23.89	PC2	PASS
DC_12A_n77A-3450-3550	30	5+20	DFT-16QAM	M+L	Outer_Full	24.08	PC2	PASS
DC_12A_n77A-3450-3550	30	5+20	DFT-16QAM	M+L	Inner_Full	23.88	PC2	PASS
DC_12A_n77A-3450-3550	30	5+20	DFT-16QAM	M+L	Edge_1RB_Left	24.08	PC2	PASS
DC_12A_n77A-3450-3550	30	5+20	DFT-16QAM	M+L	Edge_1RB_Right	24.10	PC2	PASS
DC_12A_n77A-3450-3550	30	5+20	DFT-QPSK	M+M	Outer_Full	22.79	PC2	PASS
DC_12A_n77A-3450-3550	30	5+20	DFT-QPSK	M+M	Inner_Full	22.84	PC2	PASS
DC_12A_n77A-3450-3550	30	5+20	DFT-QPSK	M+M	Edge_1RB_Left	22.85	PC2	PASS
DC_12A_n77A-3450-3550	30	5+20	DFT-QPSK	M+M	Edge_1RB_Right	23.03	PC2	PASS
DC_12A_n77A-3450-3550	30	5+20	DFT-16QAM	M+M	Outer_Full	22.74	PC2	PASS
DC_12A_n77A-3450-3550	30	5+20	DFT-16QAM	M+M	Inner_Full	22.70	PC2	PASS
DC_12A_n77A-3450-3550	30	5+20	DFT-16QAM	M+M	Edge_1RB_Left	22.99	PC2	PASS
DC_12A_n77A-3450-3550	30	5+20	DFT-16QAM	M+M	Edge_1RB_Right	22.94	PC2	PASS
DC_12A_n77A-3450-3550	30	5+20	DFT-QPSK	M+H	Outer_Full	21.94	PC2	PASS
DC_12A_n77A-3450-3550	30	5+20	DFT-QPSK	M+H	Inner_Full	22.20	PC2	PASS
DC_12A_n77A-3450-3550	30	5+20	DFT-QPSK	M+H	Edge_1RB_Left	22.27	PC2	PASS
DC_12A_n77A-3450-3550	30	5+20	DFT-QPSK	M+H	Edge_1RB_Right	21.88	PC2	PASS
DC_12A_n77A-3450-3550	30	5+20	DFT-16QAM	M+H	Outer_Full	22.34	PC2	PASS
DC_12A_n77A-3450-3550	30	5+20	DFT-16QAM	M+H	Inner_Full	22.01	PC2	PASS
DC_12A_n77A-3450-3550	30	5+20	DFT-16QAM	M+H	Edge_1RB_Left	22.21	PC2	PASS
DC_12A_n77A-3450-3550	30	5+20	DFT-16QAM	M+H	Edge_1RB_Right	21.93	PC2	PASS
DC_12A_n77A-3450-3550	30	5+30	DFT-QPSK	M+L	Outer_Full	22.94	PC2	PASS

DC_12A_n77A-3450-3550	30	5+30	DFT-QPSK	M+L	Inner_Full	22.96	PC2	PASS
DC_12A_n77A-3450-3550	30	5+30	DFT-QPSK	M+L	Edge_1RB_Left	23.14	PC2	PASS
DC_12A_n77A-3450-3550	30	5+30	DFT-QPSK	M+L	Edge_1RB_Right	22.99	PC2	PASS
DC_12A_n77A-3450-3550	30	5+30	DFT-16QAM	M+L	Outer_Full	23.07	PC2	PASS
DC_12A_n77A-3450-3550	30	5+30	DFT-16QAM	M+L	Inner_Full	22.95	PC2	PASS
DC_12A_n77A-3450-3550	30	5+30	DFT-16QAM	M+L	Edge_1RB_Left	23.08	PC2	PASS
DC_12A_n77A-3450-3550	30	5+30	DFT-16QAM	M+L	Edge_1RB_Right	22.91	PC2	PASS
DC_12A_n77A-3450-3550	30	5+30	DFT-QPSK	M+M	Outer_Full	22.62	PC2	PASS
DC_12A_n77A-3450-3550	30	5+30	DFT-QPSK	M+M	Inner_Full	22.70	PC2	PASS
DC_12A_n77A-3450-3550	30	5+30	DFT-QPSK	M+M	Edge_1RB_Left	22.74	PC2	PASS
DC_12A_n77A-3450-3550	30	5+30	DFT-QPSK	M+M	Edge_1RB_Right	22.39	PC2	PASS
DC_12A_n77A-3450-3550	30	5+30	DFT-16QAM	M+M	Outer_Full	22.54	PC2	PASS
DC_12A_n77A-3450-3550	30	5+30	DFT-16QAM	M+M	Inner_Full	22.86	PC2	PASS
DC_12A_n77A-3450-3550	30	5+30	DFT-16QAM	M+M	Edge_1RB_Left	22.97	PC2	PASS
DC_12A_n77A-3450-3550	30	5+30	DFT-16QAM	M+M	Edge_1RB_Right	22.49	PC2	PASS
DC_12A_n77A-3450-3550	30	5+30	DFT-QPSK	M+H	Outer_Full	22.06	PC2	PASS
DC_12A_n77A-3450-3550	30	5+30	DFT-QPSK	M+H	Inner_Full	21.91	PC2	PASS
DC_12A_n77A-3450-3550	30	5+30	DFT-QPSK	M+H	Edge_1RB_Left	22.13	PC2	PASS
DC_12A_n77A-3450-3550	30	5+30	DFT-QPSK	M+H	Edge_1RB_Right	21.85	PC2	PASS
DC_12A_n77A-3450-3550	30	5+30	DFT-16QAM	M+H	Outer_Full	21.94	PC2	PASS
DC_12A_n77A-3450-3550	30	5+30	DFT-16QAM	M+H	Inner_Full	21.89	PC2	PASS
DC_12A_n77A-3450-3550	30	5+30	DFT-16QAM	M+H	Edge_1RB_Left	22.09	PC2	PASS
DC_12A_n77A-3450-3550	30	5+30	DFT-16QAM	M+H	Edge_1RB_Right	21.87	PC2	PASS
DC_12A_n77A-3450-3550	30	5+40	DFT-QPSK	M+L	Outer_Full	23.20	PC2	PASS
DC_12A_n77A-3450-3550	30	5+40	DFT-QPSK	M+L	Inner_Full	22.99	PC2	PASS
DC_12A_n77A-3450-3550	30	5+40	DFT-QPSK	M+L	Edge_1RB_Left	23.24	PC2	PASS
DC_12A_n77A-3450-3550	30	5+40	DFT-QPSK	M+L	Edge_1RB_Right	23.26	PC2	PASS
DC_12A_n77A-3450-3550	30	5+40	DFT-16QAM	M+L	Outer_Full	23.22	PC2	PASS
DC_12A_n77A-3450-3550	30	5+40	DFT-16QAM	M+L	Inner_Full	23.02	PC2	PASS
DC_12A_n77A-3450-3550	30	5+40	DFT-16QAM	M+L	Edge_1RB_Left	23.23	PC2	PASS
DC_12A_n77A-3450-3550	30	5+40	DFT-16QAM	M+L	Edge_1RB_Right	22.99	PC2	PASS
DC_12A_n77A-3450-3550	30	5+40	DFT-QPSK	M+M	Outer_Full	23.06	PC2	PASS
DC_12A_n77A-3450-3550	30	5+40	DFT-QPSK	M+M	Inner_Full	22.96	PC2	PASS
DC_12A_n77A-3450-3550	30	5+40	DFT-QPSK	M+M	Edge_1RB_Left	23.07	PC2	PASS
DC_12A_n77A-3450-3550	30	5+40	DFT-QPSK	M+M	Edge_1RB_Right	22.96	PC2	PASS
DC_12A_n77A-3450-3550	30	5+40	DFT-16QAM	M+M	Outer_Full	22.97	PC2	PASS
DC_12A_n77A-3450-3550	30	5+40	DFT-16QAM	M+M	Inner_Full	22.98	PC2	PASS
DC_12A_n77A-3450-3550	30	5+40	DFT-16QAM	M+M	Edge_1RB_Left	22.96	PC2	PASS
DC_12A_n77A-3450-3550	30	5+40	DFT-16QAM	M+M	Edge_1RB_Right	22.98	PC2	PASS
DC_12A_n77A-3450-3550	30	5+40	DFT-QPSK	M+H	Outer_Full	22.25	PC2	PASS
DC_12A_n77A-3450-3550	30	5+40	DFT-QPSK	M+H	Inner_Full	22.24	PC2	PASS
DC_12A_n77A-3450-3550	30	5+40	DFT-QPSK	M+H	Edge_1RB_Left	22.24	PC2	PASS

DC_12A_n77A-3450-3550	30	5+40	DFT-QPSK	M+H	Edge_1RB_Right	22.24	PC2	PASS
DC_12A_n77A-3450-3550	30	5+40	DFT-16QAM	M+H	Outer_Full	22.25	PC2	PASS
DC_12A_n77A-3450-3550	30	5+40	DFT-16QAM	M+H	Inner_Full	22.26	PC2	PASS
DC_12A_n77A-3450-3550	30	5+40	DFT-16QAM	M+H	Edge_1RB_Left	22.26	PC2	PASS
DC_12A_n77A-3450-3550	30	5+40	DFT-16QAM	M+H	Edge_1RB_Right	22.26	PC2	PASS
DC_12A_n77A-3450-3550	30	5+60	DFT-QPSK	M+L	Outer_Full	22.69	PC2	PASS
DC_12A_n77A-3450-3550	30	5+60	DFT-QPSK	M+L	Inner_Full	22.80	PC2	PASS
DC_12A_n77A-3450-3550	30	5+60	DFT-QPSK	M+L	Edge_1RB_Left	22.79	PC2	PASS
DC_12A_n77A-3450-3550	30	5+60	DFT-QPSK	M+L	Edge_1RB_Right	22.91	PC2	PASS
DC_12A_n77A-3450-3550	30	5+60	DFT-16QAM	M+L	Outer_Full	22.79	PC2	PASS
DC_12A_n77A-3450-3550	30	5+60	DFT-16QAM	M+L	Inner_Full	22.79	PC2	PASS
DC_12A_n77A-3450-3550	30	5+60	DFT-16QAM	M+L	Edge_1RB_Left	22.79	PC2	PASS
DC_12A_n77A-3450-3550	30	5+60	DFT-16QAM	M+L	Edge_1RB_Right	22.89	PC2	PASS
DC_12A_n77A-3450-3550	30	5+60	DFT-QPSK	M+M	Outer_Full	22.58	PC2	PASS
DC_12A_n77A-3450-3550	30	5+60	DFT-QPSK	M+M	Inner_Full	22.48	PC2	PASS
DC_12A_n77A-3450-3550	30	5+60	DFT-QPSK	M+M	Edge_1RB_Left	22.59	PC2	PASS
DC_12A_n77A-3450-3550	30	5+60	DFT-QPSK	M+M	Edge_1RB_Right	22.47	PC2	PASS
DC_12A_n77A-3450-3550	30	5+60	DFT-16QAM	M+M	Outer_Full	22.48	PC2	PASS
DC_12A_n77A-3450-3550	30	5+60	DFT-16QAM	M+M	Inner_Full	22.48	PC2	PASS
DC_12A_n77A-3450-3550	30	5+60	DFT-16QAM	M+M	Edge_1RB_Left	22.59	PC2	PASS
DC_12A_n77A-3450-3550	30	5+60	DFT-16QAM	M+M	Edge_1RB_Right	22.48	PC2	PASS
DC_12A_n77A-3450-3550	30	5+60	DFT-QPSK	M+H	Outer_Full	21.99	PC2	PASS
DC_12A_n77A-3450-3550	30	5+60	DFT-QPSK	M+H	Inner_Full	22.00	PC2	PASS
DC_12A_n77A-3450-3550	30	5+60	DFT-QPSK	M+H	Edge_1RB_Left	22.00	PC2	PASS
DC_12A_n77A-3450-3550	30	5+60	DFT-QPSK	M+H	Edge_1RB_Right	22.00	PC2	PASS
DC_12A_n77A-3450-3550	30	5+60	DFT-16QAM	M+H	Outer_Full	21.90	PC2	PASS
DC_12A_n77A-3450-3550	30	5+60	DFT-16QAM	M+H	Inner_Full	21.91	PC2	PASS
DC_12A_n77A-3450-3550	30	5+60	DFT-16QAM	M+H	Edge_1RB_Left	21.90	PC2	PASS
DC_12A_n77A-3450-3550	30	5+60	DFT-16QAM	M+H	Edge_1RB_Right	21.91	PC2	PASS
DC_12A_n77A-3450-3550	30	5+80	DFT-QPSK	M+L	Outer_Full	22.63	PC2	PASS
DC_12A_n77A-3450-3550	30	5+80	DFT-QPSK	M+L	Inner_Full	22.84	PC2	PASS
DC_12A_n77A-3450-3550	30	5+80	DFT-QPSK	M+L	Edge_1RB_Left	22.62	PC2	PASS
DC_12A_n77A-3450-3550	30	5+80	DFT-QPSK	M+L	Edge_1RB_Right	22.62	PC2	PASS
DC_12A_n77A-3450-3550	30	5+80	DFT-16QAM	M+L	Outer_Full	22.82	PC2	PASS
DC_12A_n77A-3450-3550	30	5+80	DFT-16QAM	M+L	Inner_Full	22.71	PC2	PASS
DC_12A_n77A-3450-3550	30	5+80	DFT-16QAM	M+L	Edge_1RB_Left	22.64	PC2	PASS
DC_12A_n77A-3450-3550	30	5+80	DFT-16QAM	M+L	Edge_1RB_Right	22.84	PC2	PASS
DC_12A_n77A-3450-3550	30	5+80	DFT-QPSK	M+M	Outer_Full	22.36	PC2	PASS
DC_12A_n77A-3450-3550	30	5+80	DFT-QPSK	M+M	Inner_Full	22.36	PC2	PASS
DC_12A_n77A-3450-3550	30	5+80	DFT-QPSK	M+M	Edge_1RB_Left	22.34	PC2	PASS
DC_12A_n77A-3450-3550	30	5+80	DFT-QPSK	M+M	Edge_1RB_Right	22.24	PC2	PASS
DC_12A_n77A-3450-3550	30	5+80	DFT-16QAM	M+M	Outer_Full	22.25	PC2	PASS

DC_12A_n77A-3450-3550	30	5+80	DFT-16QAM	M+M	Inner_Full	22.14	PC2	PASS
DC_12A_n77A-3450-3550	30	5+80	DFT-16QAM	M+M	Edge_1RB_Left	22.35	PC2	PASS
DC_12A_n77A-3450-3550	30	5+80	DFT-16QAM	M+M	Edge_1RB_Right	22.15	PC2	PASS
DC_12A_n77A-3450-3550	30	5+80	DFT-QPSK	M+H	Outer_Full	21.82	PC2	PASS
DC_12A_n77A-3450-3550	30	5+80	DFT-QPSK	M+H	Inner_Full	21.82	PC2	PASS
DC_12A_n77A-3450-3550	30	5+80	DFT-QPSK	M+H	Edge_1RB_Left	21.94	PC2	PASS
DC_12A_n77A-3450-3550	30	5+80	DFT-QPSK	M+H	Edge_1RB_Right	21.94	PC2	PASS
DC_12A_n77A-3450-3550	30	5+80	DFT-16QAM	M+H	Outer_Full	21.83	PC2	PASS
DC_12A_n77A-3450-3550	30	5+80	DFT-16QAM	M+H	Inner_Full	21.94	PC2	PASS
DC_12A_n77A-3450-3550	30	5+80	DFT-16QAM	M+H	Edge_1RB_Left	21.83	PC2	PASS
DC_12A_n77A-3450-3550	30	5+80	DFT-16QAM	M+H	Edge_1RB_Right	21.83	PC2	PASS
DC_12A_n77A-3450-3550	30	5+100	DFT-QPSK	M+L	Outer_Full	23.59	PC2	PASS
DC_12A_n77A-3450-3550	30	5+100	DFT-QPSK	M+L	Inner_Full	24.67	PC2	PASS
DC_12A_n77A-3450-3550	30	5+100	DFT-QPSK	M+L	Edge_1RB_Left	23.45	PC2	PASS
DC_12A_n77A-3450-3550	30	5+100	DFT-QPSK	M+L	Edge_1RB_Right	22.86	PC2	PASS
DC_12A_n77A-3450-3550	30	5+100	DFT-16QAM	M+L	Outer_Full	22.61	PC2	PASS
DC_12A_n77A-3450-3550	30	5+100	DFT-16QAM	M+L	Inner_Full	23.70	PC2	PASS
DC_12A_n77A-3450-3550	30	5+100	DFT-16QAM	M+L	Edge_1RB_Left	22.61	PC2	PASS
DC_12A_n77A-3450-3550	30	5+100	DFT-16QAM	M+L	Edge_1RB_Right	21.98	PC2	PASS
DC_12A_n77A-3450-3550	30	5+100	DFT-QPSK	M+M	Outer_Full	23.68	PC2	PASS
DC_12A_n77A-3450-3550	30	5+100	DFT-QPSK	M+M	Inner_Full	24.72	PC2	PASS
DC_12A_n77A-3450-3550	30	5+100	DFT-QPSK	M+M	Edge_1RB_Left	23.62	PC2	PASS
DC_12A_n77A-3450-3550	30	5+100	DFT-QPSK	M+M	Edge_1RB_Right	22.75	PC2	PASS
DC_12A_n77A-3450-3550	30	5+100	DFT-16QAM	M+M	Outer_Full	22.58	PC2	PASS
DC_12A_n77A-3450-3550	30	5+100	DFT-16QAM	M+M	Inner_Full	23.91	PC2	PASS
DC_12A_n77A-3450-3550	30	5+100	DFT-16QAM	M+M	Edge_1RB_Left	22.59	PC2	PASS
DC_12A_n77A-3450-3550	30	5+100	DFT-16QAM	M+M	Edge_1RB_Right	21.90	PC2	PASS
DC_12A_n77A-3450-3550	30	5+100	DFT-QPSK	M+H	Outer_Full	23.70	PC2	PASS
DC_12A_n77A-3450-3550	30	5+100	DFT-QPSK	M+H	Inner_Full	**24.81**	PC2	PASS
DC_12A_n77A-3450-3550	30	5+100	DFT-QPSK	M+H	Edge_1RB_Left	23.40	PC2	PASS
DC_12A_n77A-3450-3550	30	5+100	DFT-QPSK	M+H	Edge_1RB_Right	22.89	PC2	PASS
DC_12A_n77A-3450-3550	30	5+100	DFT-16QAM	M+H	Outer_Full	22.66	PC2	PASS
DC_12A_n77A-3450-3550	30	5+100	DFT-16QAM	M+H	Inner_Full	23.94	PC2	PASS
DC_12A_n77A-3450-3550	30	5+100	DFT-16QAM	M+H	Edge_1RB_Left	22.69	PC2	PASS
DC_12A_n77A-3450-3550	30	5+100	DFT-16QAM	M+H	Edge_1RB_Right	21.62	PC2	PASS

DC_12A_N77A(3700-3980MHz)

Band	SCS	Bandwidth	Modulation	Channel	RB Config	Power (dBm)	Power Class	Verdict
DC_12A_n77A-3700-3980	30	5+20	DFT-QPSK	M+L	Outer_Full	23.59	PC2	PASS
DC_12A_n77A-3700-3980	30	5+20	DFT-QPSK	M+L	Inner_Full	24.35	PC2	PASS

DC_12A_n77A-3700-3980	30	5+20	DFT-QPSK	M+L	Edge_1RB_Left	23.55	PC2	PASS
DC_12A_n77A-3700-3980	30	5+20	DFT-QPSK	M+L	Edge_1RB_Right	23.24	PC2	PASS
DC_12A_n77A-3700-3980	30	5+20	DFT-16QAM	M+L	Outer_Full	22.42	PC2	PASS
DC_12A_n77A-3700-3980	30	5+20	DFT-16QAM	M+L	Inner_Full	23.58	PC2	PASS
DC_12A_n77A-3700-3980	30	5+20	DFT-16QAM	M+L	Edge_1RB_Left	22.67	PC2	PASS
DC_12A_n77A-3700-3980	30	5+20	DFT-16QAM	M+L	Edge_1RB_Right	22.35	PC2	PASS
DC_12A_n77A-3700-3980	30	5+20	DFT-QPSK	M+M	Outer_Full	23.66	PC2	PASS
DC_12A_n77A-3700-3980	30	5+20	DFT-QPSK	M+M	Inner_Full	24.61	PC2	PASS
DC_12A_n77A-3700-3980	30	5+20	DFT-QPSK	M+M	Edge_1RB_Left	23.90	PC2	PASS
DC_12A_n77A-3700-3980	30	5+20	DFT-QPSK	M+M	Edge_1RB_Right	23.42	PC2	PASS
DC_12A_n77A-3700-3980	30	5+20	DFT-16QAM	M+M	Outer_Full	22.81	PC2	PASS
DC_12A_n77A-3700-3980	30	5+20	DFT-16QAM	M+M	Inner_Full	23.94	PC2	PASS
DC_12A_n77A-3700-3980	30	5+20	DFT-16QAM	M+M	Edge_1RB_Left	23.00	PC2	PASS
DC_12A_n77A-3700-3980	30	5+20	DFT-16QAM	M+M	Edge_1RB_Right	22.43	PC2	PASS
DC_12A_n77A-3700-3980	30	5+20	DFT-QPSK	M+H	Outer_Full	22.10	PC2	PASS
DC_12A_n77A-3700-3980	30	5+20	DFT-QPSK	M+H	Inner_Full	23.42	PC2	PASS
DC_12A_n77A-3700-3980	30	5+20	DFT-QPSK	M+H	Edge_1RB_Left	22.33	PC2	PASS
DC_12A_n77A-3700-3980	30	5+20	DFT-QPSK	M+H	Edge_1RB_Right	22.15	PC2	PASS
DC_12A_n77A-3700-3980	30	5+20	DFT-16QAM	M+H	Outer_Full	21.12	PC2	PASS
DC_12A_n77A-3700-3980	30	5+20	DFT-16QAM	M+H	Inner_Full	22.42	PC2	PASS
DC_12A_n77A-3700-3980	30	5+20	DFT-16QAM	M+H	Edge_1RB_Left	21.64	PC2	PASS
DC_12A_n77A-3700-3980	30	5+20	DFT-16QAM	M+H	Edge_1RB_Right	21.10	PC2	PASS
DC_12A_n77A-3700-3980	30	5+30	DFT-QPSK	M+L	Outer_Full	23.53	PC2	PASS
DC_12A_n77A-3700-3980	30	5+30	DFT-QPSK	M+L	Inner_Full	24.73	PC2	PASS
DC_12A_n77A-3700-3980	30	5+30	DFT-QPSK	M+L	Edge_1RB_Left	23.66	PC2	PASS
DC_12A_n77A-3700-3980	30	5+30	DFT-QPSK	M+L	Edge_1RB_Right	23.87	PC2	PASS
DC_12A_n77A-3700-3980	30	5+30	DFT-16QAM	M+L	Outer_Full	22.55	PC2	PASS
DC_12A_n77A-3700-3980	30	5+30	DFT-16QAM	M+L	Inner_Full	23.73	PC2	PASS
DC_12A_n77A-3700-3980	30	5+30	DFT-16QAM	M+L	Edge_1RB_Left	22.62	PC2	PASS
DC_12A_n77A-3700-3980	30	5+30	DFT-16QAM	M+L	Edge_1RB_Right	22.96	PC2	PASS
DC_12A_n77A-3700-3980	30	5+30	DFT-QPSK	M+M	Outer_Full	23.75	PC2	PASS
DC_12A_n77A-3700-3980	30	5+30	DFT-QPSK	M+M	Inner_Full	24.71	PC2	PASS
DC_12A_n77A-3700-3980	30	5+30	DFT-QPSK	M+M	Edge_1RB_Left	24.10	PC2	PASS
DC_12A_n77A-3700-3980	30	5+30	DFT-QPSK	M+M	Edge_1RB_Right	23.72	PC2	PASS
DC_12A_n77A-3700-3980	30	5+30	DFT-16QAM	M+M	Outer_Full	22.98	PC2	PASS
DC_12A_n77A-3700-3980	30	5+30	DFT-16QAM	M+M	Inner_Full	23.71	PC2	PASS
DC_12A_n77A-3700-3980	30	5+30	DFT-16QAM	M+M	Edge_1RB_Left	23.07	PC2	PASS
DC_12A_n77A-3700-3980	30	5+30	DFT-16QAM	M+M	Edge_1RB_Right	22.56	PC2	PASS
DC_12A_n77A-3700-3980	30	5+30	DFT-QPSK	M+H	Outer_Full	22.27	PC2	PASS
DC_12A_n77A-3700-3980	30	5+30	DFT-QPSK	M+H	Inner_Full	23.30	PC2	PASS
DC_12A_n77A-3700-3980	30	5+30	DFT-QPSK	M+H	Edge_1RB_Left	22.36	PC2	PASS
DC_12A_n77A-3700-3980	30	5+30	DFT-QPSK	M+H	Edge_1RB_Right	22.38	PC2	PASS

DC_12A_n77A-3700-3980	30	5+30	DFT-16QAM	M+H	Outer_Full	21.49	PC2	PASS
DC_12A_n77A-3700-3980	30	5+30	DFT-16QAM	M+H	Inner_Full	22.54	PC2	PASS
DC_12A_n77A-3700-3980	30	5+30	DFT-16QAM	M+H	Edge_1RB_Left	21.25	PC2	PASS
DC_12A_n77A-3700-3980	30	5+30	DFT-16QAM	M+H	Edge_1RB_Right	20.89	PC2	PASS
DC_12A_n77A-3700-3980	30	5+40	DFT-QPSK	M+L	Outer_Full	23.78	PC2	PASS
DC_12A_n77A-3700-3980	30	5+40	DFT-QPSK	M+L	Inner_Full	24.46	PC2	PASS
DC_12A_n77A-3700-3980	30	5+40	DFT-QPSK	M+L	Edge_1RB_Left	23.60	PC2	PASS
DC_12A_n77A-3700-3980	30	5+40	DFT-QPSK	M+L	Edge_1RB_Right	23.79	PC2	PASS
DC_12A_n77A-3700-3980	30	5+40	DFT-16QAM	M+L	Outer_Full	22.55	PC2	PASS
DC_12A_n77A-3700-3980	30	5+40	DFT-16QAM	M+L	Inner_Full	23.76	PC2	PASS
DC_12A_n77A-3700-3980	30	5+40	DFT-16QAM	M+L	Edge_1RB_Left	23.08	PC2	PASS
DC_12A_n77A-3700-3980	30	5+40	DFT-16QAM	M+L	Edge_1RB_Right	22.96	PC2	PASS
DC_12A_n77A-3700-3980	30	5+40	DFT-QPSK	M+M	Outer_Full	24.00	PC2	PASS
DC_12A_n77A-3700-3980	30	5+40	DFT-QPSK	M+M	Inner_Full	24.65	PC2	PASS
DC_12A_n77A-3700-3980	30	5+40	DFT-QPSK	M+M	Edge_1RB_Left	24.42	PC2	PASS
DC_12A_n77A-3700-3980	30	5+40	DFT-QPSK	M+M	Edge_1RB_Right	23.98	PC2	PASS
DC_12A_n77A-3700-3980	30	5+40	DFT-16QAM	M+M	Outer_Full	22.80	PC2	PASS
DC_12A_n77A-3700-3980	30	5+40	DFT-16QAM	M+M	Inner_Full	23.93	PC2	PASS
DC_12A_n77A-3700-3980	30	5+40	DFT-16QAM	M+M	Edge_1RB_Left	23.17	PC2	PASS
DC_12A_n77A-3700-3980	30	5+40	DFT-16QAM	M+M	Edge_1RB_Right	22.55	PC2	PASS
DC_12A_n77A-3700-3980	30	5+40	DFT-QPSK	M+H	Outer_Full	22.16	PC2	PASS
DC_12A_n77A-3700-3980	30	5+40	DFT-QPSK	M+H	Inner_Full	23.15	PC2	PASS
DC_12A_n77A-3700-3980	30	5+40	DFT-QPSK	M+H	Edge_1RB_Left	22.29	PC2	PASS
DC_12A_n77A-3700-3980	30	5+40	DFT-QPSK	M+H	Edge_1RB_Right	22.07	PC2	PASS
DC_12A_n77A-3700-3980	30	5+40	DFT-16QAM	M+H	Outer_Full	21.40	PC2	PASS
DC_12A_n77A-3700-3980	30	5+40	DFT-16QAM	M+H	Inner_Full	22.42	PC2	PASS
DC_12A_n77A-3700-3980	30	5+40	DFT-16QAM	M+H	Edge_1RB_Left	21.15	PC2	PASS
DC_12A_n77A-3700-3980	30	5+40	DFT-16QAM	M+H	Edge_1RB_Right	20.86	PC2	PASS
DC_12A_n77A-3700-3980	30	5+60	DFT-QPSK	M+L	Outer_Full	23.61	PC2	PASS
DC_12A_n77A-3700-3980	30	5+60	DFT-QPSK	M+L	Inner_Full	24.64	PC2	PASS
DC_12A_n77A-3700-3980	30	5+60	DFT-QPSK	M+L	Edge_1RB_Left	23.28	PC2	PASS
DC_12A_n77A-3700-3980	30	5+60	DFT-QPSK	M+L	Edge_1RB_Right	23.64	PC2	PASS
DC_12A_n77A-3700-3980	30	5+60	DFT-16QAM	M+L	Outer_Full	22.63	PC2	PASS
DC_12A_n77A-3700-3980	30	5+60	DFT-16QAM	M+L	Inner_Full	23.45	PC2	PASS
DC_12A_n77A-3700-3980	30	5+60	DFT-16QAM	M+L	Edge_1RB_Left	22.62	PC2	PASS
DC_12A_n77A-3700-3980	30	5+60	DFT-16QAM	M+L	Edge_1RB_Right	22.69	PC2	PASS
DC_12A_n77A-3700-3980	30	5+60	DFT-QPSK	M+M	Outer_Full	23.53	PC2	PASS
DC_12A_n77A-3700-3980	30	5+60	DFT-QPSK	M+M	Inner_Full	24.53	PC2	PASS
DC_12A_n77A-3700-3980	30	5+60	DFT-QPSK	M+M	Edge_1RB_Left	23.95	PC2	PASS
DC_12A_n77A-3700-3980	30	5+60	DFT-QPSK	M+M	Edge_1RB_Right	23.30	PC2	PASS
DC_12A_n77A-3700-3980	30	5+60	DFT-16QAM	M+M	Outer_Full	22.74	PC2	PASS
DC_12A_n77A-3700-3980	30	5+60	DFT-16QAM	M+M	Inner_Full	23.59	PC2	PASS

DC_12A_n77A-3700-3980	30	5+60	DFT-16QAM	M+M	Edge_1RB_Left	22.90	PC2	PASS
DC_12A_n77A-3700-3980	30	5+60	DFT-16QAM	M+M	Edge_1RB_Right	22.06	PC2	PASS
DC_12A_n77A-3700-3980	30	5+60	DFT-QPSK	M+H	Outer_Full	21.98	PC2	PASS
DC_12A_n77A-3700-3980	30	5+60	DFT-QPSK	M+H	Inner_Full	22.97	PC2	PASS
DC_12A_n77A-3700-3980	30	5+60	DFT-QPSK	M+H	Edge_1RB_Left	22.26	PC2	PASS
DC_12A_n77A-3700-3980	30	5+60	DFT-QPSK	M+H	Edge_1RB_Right	21.70	PC2	PASS
DC_12A_n77A-3700-3980	30	5+60	DFT-16QAM	M+H	Outer_Full	21.27	PC2	PASS
DC_12A_n77A-3700-3980	30	5+60	DFT-16QAM	M+H	Inner_Full	22.01	PC2	PASS
DC_12A_n77A-3700-3980	30	5+60	DFT-16QAM	M+H	Edge_1RB_Left	21.38	PC2	PASS
DC_12A_n77A-3700-3980	30	5+60	DFT-16QAM	M+H	Edge_1RB_Right	20.99	PC2	PASS
DC_12A_n77A-3700-3980	30	5+80	DFT-QPSK	M+L	Outer_Full	24.05	PC2	PASS
DC_12A_n77A-3700-3980	30	5+80	DFT-QPSK	M+L	Inner_Full	24.88	PC2	PASS
DC_12A_n77A-3700-3980	30	5+80	DFT-QPSK	M+L	Edge_1RB_Left	23.70	PC2	PASS
DC_12A_n77A-3700-3980	30	5+80	DFT-QPSK	M+L	Edge_1RB_Right	23.60	PC2	PASS
DC_12A_n77A-3700-3980	30	5+80	DFT-16QAM	M+L	Outer_Full	23.06	PC2	PASS
DC_12A_n77A-3700-3980	30	5+80	DFT-16QAM	M+L	Inner_Full	23.93	PC2	PASS
DC_12A_n77A-3700-3980	30	5+80	DFT-16QAM	M+L	Edge_1RB_Left	22.63	PC2	PASS
DC_12A_n77A-3700-3980	30	5+80	DFT-16QAM	M+L	Edge_1RB_Right	22.98	PC2	PASS
DC_12A_n77A-3700-3980	30	5+80	DFT-QPSK	M+M	Outer_Full	23.50	PC2	PASS
DC_12A_n77A-3700-3980	30	5+80	DFT-QPSK	M+M	Inner_Full	24.57	PC2	PASS
DC_12A_n77A-3700-3980	30	5+80	DFT-QPSK	M+M	Edge_1RB_Left	23.70	PC2	PASS
DC_12A_n77A-3700-3980	30	5+80	DFT-QPSK	M+M	Edge_1RB_Right	22.99	PC2	PASS
DC_12A_n77A-3700-3980	30	5+80	DFT-16QAM	M+M	Outer_Full	22.72	PC2	PASS
DC_12A_n77A-3700-3980	30	5+80	DFT-16QAM	M+M	Inner_Full	23.63	PC2	PASS
DC_12A_n77A-3700-3980	30	5+80	DFT-16QAM	M+M	Edge_1RB_Left	22.91	PC2	PASS
DC_12A_n77A-3700-3980	30	5+80	DFT-16QAM	M+M	Edge_1RB_Right	21.82	PC2	PASS
DC_12A_n77A-3700-3980	30	5+80	DFT-QPSK	M+H	Outer_Full	22.21	PC2	PASS
DC_12A_n77A-3700-3980	30	5+80	DFT-QPSK	M+H	Inner_Full	23.18	PC2	PASS
DC_12A_n77A-3700-3980	30	5+80	DFT-QPSK	M+H	Edge_1RB_Left	22.59	PC2	PASS
DC_12A_n77A-3700-3980	30	5+80	DFT-QPSK	M+H	Edge_1RB_Right	22.00	PC2	PASS
DC_12A_n77A-3700-3980	30	5+80	DFT-16QAM	M+H	Outer_Full	21.25	PC2	PASS
DC_12A_n77A-3700-3980	30	5+80	DFT-16QAM	M+H	Inner_Full	22.12	PC2	PASS
DC_12A_n77A-3700-3980	30	5+80	DFT-16QAM	M+H	Edge_1RB_Left	21.66	PC2	PASS
DC_12A_n77A-3700-3980	30	5+80	DFT-16QAM	M+H	Edge_1RB_Right	21.22	PC2	PASS
DC_12A_n77A-3700-3980	30	5+100	DFT-QPSK	M+L	Outer_Full	24.10	PC2	PASS
DC_12A_n77A-3700-3980	30	5+100	DFT-QPSK	M+L	Inner_Full	**24.99**	PC2	PASS
DC_12A_n77A-3700-3980	30	5+100	DFT-QPSK	M+L	Edge_1RB_Left	23.33	PC2	PASS
DC_12A_n77A-3700-3980	30	5+100	DFT-QPSK	M+L	Edge_1RB_Right	23.63	PC2	PASS
DC_12A_n77A-3700-3980	30	5+100	DFT-16QAM	M+L	Outer_Full	22.91	PC2	PASS
DC_12A_n77A-3700-3980	30	5+100	DFT-16QAM	M+L	Inner_Full	24.22	PC2	PASS
DC_12A_n77A-3700-3980	30	5+100	DFT-16QAM	M+L	Edge_1RB_Left	22.58	PC2	PASS
DC_12A_n77A-3700-3980	30	5+100	DFT-16QAM	M+L	Edge_1RB_Right	22.90	PC2	PASS

DC_12A_n77A-3700-3980	30	5+100	DFT-QPSK	M+M	Outer_Full	23.69	PC2	PASS
DC_12A_n77A-3700-3980	30	5+100	DFT-QPSK	M+M	Inner_Full	24.52	PC2	PASS
DC_12A_n77A-3700-3980	30	5+100	DFT-QPSK	M+M	Edge_1RB_Left	23.81	PC2	PASS
DC_12A_n77A-3700-3980	30	5+100	DFT-QPSK	M+M	Edge_1RB_Right	22.98	PC2	PASS
DC_12A_n77A-3700-3980	30	5+100	DFT-16QAM	M+M	Outer_Full	22.49	PC2	PASS
DC_12A_n77A-3700-3980	30	5+100	DFT-16QAM	M+M	Inner_Full	23.76	PC2	PASS
DC_12A_n77A-3700-3980	30	5+100	DFT-16QAM	M+M	Edge_1RB_Left	22.99	PC2	PASS
DC_12A_n77A-3700-3980	30	5+100	DFT-16QAM	M+M	Edge_1RB_Right	21.94	PC2	PASS
DC_12A_n77A-3700-3980	30	5+100	DFT-QPSK	M+H	Outer_Full	22.58	PC2	PASS
DC_12A_n77A-3700-3980	30	5+100	DFT-QPSK	M+H	Inner_Full	23.17	PC2	PASS
DC_12A_n77A-3700-3980	30	5+100	DFT-QPSK	M+H	Edge_1RB_Left	22.71	PC2	PASS
DC_12A_n77A-3700-3980	30	5+100	DFT-QPSK	M+H	Edge_1RB_Right	22.00	PC2	PASS
DC_12A_n77A-3700-3980	30	5+100	DFT-16QAM	M+H	Outer_Full	21.41	PC2	PASS
DC_12A_n77A-3700-3980	30	5+100	DFT-16QAM	M+H	Inner_Full	22.40	PC2	PASS
DC_12A_n77A-3700-3980	30	5+100	DFT-16QAM	M+H	Edge_1RB_Left	21.70	PC2	PASS
DC_12A_n77A-3700-3980	30	5+100	DFT-16QAM	M+H	Edge_1RB_Right	20.91	PC2	PASS

DC_5A_N78A(3450-3550MHz)

Band	SCS	Bandwidth	Modulation	Channel	RB Config	Power (dBm)	Power Class	Verdict
DC_5A_n78A-3450-3550	30	5+20	DFT-QPSK	M+L	Outer_Full	23.98	PC2	PASS
DC_5A_n78A-3450-3550	30	5+20	DFT-QPSK	M+L	Inner_Full	25.23	PC2	PASS
DC_5A_n78A-3450-3550	30	5+20	DFT-QPSK	M+L	Edge_1RB_Left	23.66	PC2	PASS
DC_5A_n78A-3450-3550	30	5+20	DFT-QPSK	M+L	Edge_1RB_Right	23.70	PC2	PASS
DC_5A_n78A-3450-3550	30	5+20	DFT-16QAM	M+L	Outer_Full	23.05	PC2	PASS
DC_5A_n78A-3450-3550	30	5+20	DFT-16QAM	M+L	Inner_Full	24.10	PC2	PASS
DC_5A_n78A-3450-3550	30	5+20	DFT-16QAM	M+L	Edge_1RB_Left	23.03	PC2	PASS
DC_5A_n78A-3450-3550	30	5+20	DFT-16QAM	M+L	Edge_1RB_Right	22.99	PC2	PASS
DC_5A_n78A-3450-3550	30	5+20	DFT-QPSK	M+M	Outer_Full	24.12	PC2	PASS
DC_5A_n78A-3450-3550	30	5+20	DFT-QPSK	M+M	Inner_Full	25.13	PC2	PASS
DC_5A_n78A-3450-3550	30	5+20	DFT-QPSK	M+M	Edge_1RB_Left	24.28	PC2	PASS

DC_5A_n78A-34 50-3550	30	5+20	DFT-QPSK	M+M	Edge_1RB_Right	23.71	PC2	PASS
DC_5A_n78A-34 50-3550	30	5+20	DFT-16QAM	M+M	Outer_Full	23.11	PC2	PASS
DC_5A_n78A-34 50-3550	30	5+20	DFT-16QAM	M+M	Inner_Full	24.34	PC2	PASS
DC_5A_n78A-34 50-3550	30	5+20	DFT-16QAM	M+M	Edge_1RB_Left	23.34	PC2	PASS
DC_5A_n78A-34 50-3550	30	5+20	DFT-16QAM	M+M	Edge_1RB_Right	22.79	PC2	PASS
DC_5A_n78A-34 50-3550	30	5+20	DFT-QPSK	M+H	Outer_Full	23.50	PC2	PASS
DC_5A_n78A-34 50-3550	30	5+20	DFT-QPSK	M+H	Inner_Full	24.58	PC2	PASS
DC_5A_n78A-34 50-3550	30	5+20	DFT-QPSK	M+H	Edge_1RB_Left	23.87	PC2	PASS
DC_5A_n78A-34 50-3550	30	5+20	DFT-QPSK	M+H	Edge_1RB_Right	23.36	PC2	PASS
DC_5A_n78A-34 50-3550	30	5+20	DFT-16QAM	M+H	Outer_Full	22.59	PC2	PASS
DC_5A_n78A-34 50-3550	30	5+20	DFT-16QAM	M+H	Inner_Full	23.71	PC2	PASS
DC_5A_n78A-34 50-3550	30	5+20	DFT-16QAM	M+H	Edge_1RB_Left	22.85	PC2	PASS
DC_5A_n78A-34 50-3550	30	5+20	DFT-16QAM	M+H	Edge_1RB_Right	22.19	PC2	PASS
DC_5A_n78A-34 50-3550	30	5+30	DFT-QPSK	M+L	Outer_Full	24.18	PC2	PASS
DC_5A_n78A-34 50-3550	30	5+30	DFT-QPSK	M+L	Inner_Full	24.98	PC2	PASS
DC_5A_n78A-34 50-3550	30	5+30	DFT-QPSK	M+L	Edge_1RB_Left	24.06	PC2	PASS
DC_5A_n78A-34 50-3550	30	5+30	DFT-QPSK	M+L	Edge_1RB_Right	24.07	PC2	PASS
DC_5A_n78A-34 50-3550	30	5+30	DFT-16QAM	M+L	Outer_Full	23.18	PC2	PASS
DC_5A_n78A-34 50-3550	30	5+30	DFT-16QAM	M+L	Inner_Full	24.24	PC2	PASS
DC_5A_n78A-34 50-3550	30	5+30	DFT-16QAM	M+L	Edge_1RB_Left	22.78	PC2	PASS
DC_5A_n78A-34 50-3550	30	5+30	DFT-16QAM	M+L	Edge_1RB_Right	23.29	PC2	PASS
DC_5A_n78A-34	30	5+30	DFT-QPSK	M+M	Outer_Full	24.09	PC2	PASS

50-3550								
DC_5A_n78A-34 50-3550	30	5+30	DFT-QPSK	M+M	Inner_Full	25.12	PC2	PASS
DC_5A_n78A-34 50-3550	30	5+30	DFT-QPSK	M+M	Edge_1RB_Left	23.96	PC2	PASS
DC_5A_n78A-34 50-3550	30	5+30	DFT-QPSK	M+M	Edge_1RB_Right	23.76	PC2	PASS
DC_5A_n78A-34 50-3550	30	5+30	DFT-16QAM	M+M	Outer_Full	23.10	PC2	PASS
DC_5A_n78A-34 50-3550	30	5+30	DFT-16QAM	M+M	Inner_Full	24.15	PC2	PASS
DC_5A_n78A-34 50-3550	30	5+30	DFT-16QAM	M+M	Edge_1RB_Left	23.18	PC2	PASS
DC_5A_n78A-34 50-3550	30	5+30	DFT-16QAM	M+M	Edge_1RB_Right	22.46	PC2	PASS
DC_5A_n78A-34 50-3550	30	5+30	DFT-QPSK	M+H	Outer_Full	23.63	PC2	PASS
DC_5A_n78A-34 50-3550	30	5+30	DFT-QPSK	M+H	Inner_Full	24.87	PC2	PASS
DC_5A_n78A-34 50-3550	30	5+30	DFT-QPSK	M+H	Edge_1RB_Left	23.68	PC2	PASS
DC_5A_n78A-34 50-3550	30	5+30	DFT-QPSK	M+H	Edge_1RB_Right	23.44	PC2	PASS
DC_5A_n78A-34 50-3550	30	5+30	DFT-16QAM	M+H	Outer_Full	22.61	PC2	PASS
DC_5A_n78A-34 50-3550	30	5+30	DFT-16QAM	M+H	Inner_Full	23.73	PC2	PASS
DC_5A_n78A-34 50-3550	30	5+30	DFT-16QAM	M+H	Edge_1RB_Left	22.50	PC2	PASS
DC_5A_n78A-34 50-3550	30	5+30	DFT-16QAM	M+H	Edge_1RB_Right	22.30	PC2	PASS
DC_5A_n78A-34 50-3550	30	5+40	DFT-QPSK	M+L	Outer_Full	24.16	PC2	PASS
DC_5A_n78A-34 50-3550	30	5+40	DFT-QPSK	M+L	Inner_Full	25.15	PC2	PASS
DC_5A_n78A-34 50-3550	30	5+40	DFT-QPSK	M+L	Edge_1RB_Left	23.86	PC2	PASS
DC_5A_n78A-34 50-3550	30	5+40	DFT-QPSK	M+L	Edge_1RB_Right	24.16	PC2	PASS
DC_5A_n78A-34 50-3550	30	5+40	DFT-16QAM	M+L	Outer_Full	23.12	PC2	PASS
DC_5A_n78A-34 50-3550	30	5+40	DFT-16QAM	M+L	Inner_Full	23.96	PC2	PASS

DC_5A_n78A-34 50-3550	30	5+40	DFT-16QAM	M+L	Edge_1RB_Left	23.32	PC2	PASS
DC_5A_n78A-34 50-3550	30	5+40	DFT-16QAM	M+L	Edge_1RB_Right	23.56	PC2	PASS
DC_5A_n78A-34 50-3550	30	5+40	DFT-QPSK	M+M	Outer_Full	23.98	PC2	PASS
DC_5A_n78A-34 50-3550	30	5+40	DFT-QPSK	M+M	Inner_Full	25.17	PC2	PASS
DC_5A_n78A-34 50-3550	30	5+40	DFT-QPSK	M+M	Edge_1RB_Left	24.24	PC2	PASS
DC_5A_n78A-34 50-3550	30	5+40	DFT-QPSK	M+M	Edge_1RB_Right	23.86	PC2	PASS
DC_5A_n78A-34 50-3550	30	5+40	DFT-16QAM	M+M	Outer_Full	22.96	PC2	PASS
DC_5A_n78A-34 50-3550	30	5+40	DFT-16QAM	M+M	Inner_Full	24.12	PC2	PASS
DC_5A_n78A-34 50-3550	30	5+40	DFT-16QAM	M+M	Edge_1RB_Left	23.04	PC2	PASS
DC_5A_n78A-34 50-3550	30	5+40	DFT-16QAM	M+M	Edge_1RB_Right	22.54	PC2	PASS
DC_5A_n78A-34 50-3550	30	5+40	DFT-QPSK	M+H	Outer_Full	23.64	PC2	PASS
DC_5A_n78A-34 50-3550	30	5+40	DFT-QPSK	M+H	Inner_Full	24.73	PC2	PASS
DC_5A_n78A-34 50-3550	30	5+40	DFT-QPSK	M+H	Edge_1RB_Left	23.85	PC2	PASS
DC_5A_n78A-34 50-3550	30	5+40	DFT-QPSK	M+H	Edge_1RB_Right	23.34	PC2	PASS
DC_5A_n78A-34 50-3550	30	5+40	DFT-16QAM	M+H	Outer_Full	22.70	PC2	PASS
DC_5A_n78A-34 50-3550	30	5+40	DFT-16QAM	M+H	Inner_Full	23.88	PC2	PASS
DC_5A_n78A-34 50-3550	30	5+40	DFT-16QAM	M+H	Edge_1RB_Left	22.62	PC2	PASS
DC_5A_n78A-34 50-3550	30	5+40	DFT-16QAM	M+H	Edge_1RB_Right	22.11	PC2	PASS
DC_5A_n78A-34 50-3550	30	5+50	DFT-QPSK	M+L	Outer_Full	23.97	PC2	PASS
DC_5A_n78A-34 50-3550	30	5+50	DFT-QPSK	M+L	Inner_Full	25.00	PC2	PASS
DC_5A_n78A-34 50-3550	30	5+50	DFT-QPSK	M+L	Edge_1RB_Left	23.58	PC2	PASS
DC_5A_n78A-34	30	5+50	DFT-QPSK	M+L	Edge_1RB_Right	23.86	PC2	PASS

50-3550								
DC_5A_n78A-34 50-3550	30	5+50	DFT-16QAM	M+L	Outer_Full	22.70	PC2	PASS
DC_5A_n78A-34 50-3550	30	5+50	DFT-16QAM	M+L	Inner_Full	23.93	PC2	PASS
DC_5A_n78A-34 50-3550	30	5+50	DFT-16QAM	M+L	Edge_1RB_Left	22.49	PC2	PASS
DC_5A_n78A-34 50-3550	30	5+50	DFT-16QAM	M+L	Edge_1RB_Right	22.88	PC2	PASS
DC_5A_n78A-34 50-3550	30	5+50	DFT-QPSK	M+M	Outer_Full	23.89	PC2	PASS
DC_5A_n78A-34 50-3550	30	5+50	DFT-QPSK	M+M	Inner_Full	24.93	PC2	PASS
DC_5A_n78A-34 50-3550	30	5+50	DFT-QPSK	M+M	Edge_1RB_Left	24.01	PC2	PASS
DC_5A_n78A-34 50-3550	30	5+50	DFT-QPSK	M+M	Edge_1RB_Right	23.61	PC2	PASS
DC_5A_n78A-34 50-3550	30	5+50	DFT-16QAM	M+M	Outer_Full	22.85	PC2	PASS
DC_5A_n78A-34 50-3550	30	5+50	DFT-16QAM	M+M	Inner_Full	23.93	PC2	PASS
DC_5A_n78A-34 50-3550	30	5+50	DFT-16QAM	M+M	Edge_1RB_Left	22.93	PC2	PASS
DC_5A_n78A-34 50-3550	30	5+50	DFT-16QAM	M+M	Edge_1RB_Right	22.63	PC2	PASS
DC_5A_n78A-34 50-3550	30	5+50	DFT-QPSK	M+H	Outer_Full	23.53	PC2	PASS
DC_5A_n78A-34 50-3550	30	5+50	DFT-QPSK	M+H	Inner_Full	24.62	PC2	PASS
DC_5A_n78A-34 50-3550	30	5+50	DFT-QPSK	M+H	Edge_1RB_Left	23.61	PC2	PASS
DC_5A_n78A-34 50-3550	30	5+50	DFT-QPSK	M+H	Edge_1RB_Right	23.14	PC2	PASS
DC_5A_n78A-34 50-3550	30	5+50	DFT-16QAM	M+H	Outer_Full	22.36	PC2	PASS
DC_5A_n78A-34 50-3550	30	5+50	DFT-16QAM	M+H	Inner_Full	23.60	PC2	PASS
DC_5A_n78A-34 50-3550	30	5+50	DFT-16QAM	M+H	Edge_1RB_Left	22.79	PC2	PASS
DC_5A_n78A-34 50-3550	30	5+50	DFT-16QAM	M+H	Edge_1RB_Right	22.16	PC2	PASS
DC_5A_n78A-34 50-3550	30	5+60	DFT-QPSK	M+L	Outer_Full	23.74	PC2	PASS

DC_5A_n78A-34 50-3550	30	5+60	DFT-QPSK	M+L	Inner_Full	24.86	PC2	PASS
DC_5A_n78A-34 50-3550	30	5+60	DFT-QPSK	M+L	Edge_1RB_Left	23.54	PC2	PASS
DC_5A_n78A-34 50-3550	30	5+60	DFT-QPSK	M+L	Edge_1RB_Right	23.38	PC2	PASS
DC_5A_n78A-34 50-3550	30	5+60	DFT-16QAM	M+L	Outer_Full	22.70	PC2	PASS
DC_5A_n78A-34 50-3550	30	5+60	DFT-16QAM	M+L	Inner_Full	23.98	PC2	PASS
DC_5A_n78A-34 50-3550	30	5+60	DFT-16QAM	M+L	Edge_1RB_Left	22.76	PC2	PASS
DC_5A_n78A-34 50-3550	30	5+60	DFT-16QAM	M+L	Edge_1RB_Right	22.51	PC2	PASS
DC_5A_n78A-34 50-3550	30	5+60	DFT-QPSK	M+M	Outer_Full	23.71	PC2	PASS
DC_5A_n78A-34 50-3550	30	5+60	DFT-QPSK	M+M	Inner_Full	24.84	PC2	PASS
DC_5A_n78A-34 50-3550	30	5+60	DFT-QPSK	M+M	Edge_1RB_Left	23.72	PC2	PASS
DC_5A_n78A-34 50-3550	30	5+60	DFT-QPSK	M+M	Edge_1RB_Right	23.56	PC2	PASS
DC_5A_n78A-34 50-3550	30	5+60	DFT-16QAM	M+M	Outer_Full	22.63	PC2	PASS
DC_5A_n78A-34 50-3550	30	5+60	DFT-16QAM	M+M	Inner_Full	23.74	PC2	PASS
DC_5A_n78A-34 50-3550	30	5+60	DFT-16QAM	M+M	Edge_1RB_Left	22.81	PC2	PASS
DC_5A_n78A-34 50-3550	30	5+60	DFT-16QAM	M+M	Edge_1RB_Right	22.53	PC2	PASS
DC_5A_n78A-34 50-3550	30	5+60	DFT-QPSK	M+H	Outer_Full	23.63	PC2	PASS
DC_5A_n78A-34 50-3550	30	5+60	DFT-QPSK	M+H	Inner_Full	24.64	PC2	PASS
DC_5A_n78A-34 50-3550	30	5+60	DFT-QPSK	M+H	Edge_1RB_Left	23.78	PC2	PASS
DC_5A_n78A-34 50-3550	30	5+60	DFT-QPSK	M+H	Edge_1RB_Right	22.98	PC2	PASS
DC_5A_n78A-34 50-3550	30	5+60	DFT-16QAM	M+H	Outer_Full	22.63	PC2	PASS
DC_5A_n78A-34 50-3550	30	5+60	DFT-16QAM	M+H	Inner_Full	23.66	PC2	PASS
DC_5A_n78A-34	30	5+60	DFT-16QAM	M+H	Edge_1RB_Left	22.87	PC2	PASS

50-3550								
DC_5A_n78A-34 50-3550	30	5+60	DFT-16QAM	M+H	Edge_1RB_Right	21.99	PC2	PASS
DC_5A_n78A-34 50-3550	30	5+70	DFT-QPSK	M+L	Outer_Full	23.67	PC2	PASS
DC_5A_n78A-34 50-3550	30	5+70	DFT-QPSK	M+L	Inner_Full	24.93	PC2	PASS
DC_5A_n78A-34 50-3550	30	5+70	DFT-QPSK	M+L	Edge_1RB_Left	23.62	PC2	PASS
DC_5A_n78A-34 50-3550	30	5+70	DFT-QPSK	M+L	Edge_1RB_Right	23.21	PC2	PASS
DC_5A_n78A-34 50-3550	30	5+70	DFT-16QAM	M+L	Outer_Full	22.66	PC2	PASS
DC_5A_n78A-34 50-3550	30	5+70	DFT-16QAM	M+L	Inner_Full	23.74	PC2	PASS
DC_5A_n78A-34 50-3550	30	5+70	DFT-16QAM	M+L	Edge_1RB_Left	22.55	PC2	PASS
DC_5A_n78A-34 50-3550	30	5+70	DFT-16QAM	M+L	Edge_1RB_Right	22.34	PC2	PASS
DC_5A_n78A-34 50-3550	30	5+70	DFT-QPSK	M+M	Outer_Full	23.69	PC2	PASS
DC_5A_n78A-34 50-3550	30	5+70	DFT-QPSK	M+M	Inner_Full	24.89	PC2	PASS
DC_5A_n78A-34 50-3550	30	5+70	DFT-QPSK	M+M	Edge_1RB_Left	23.78	PC2	PASS
DC_5A_n78A-34 50-3550	30	5+70	DFT-QPSK	M+M	Edge_1RB_Right	23.44	PC2	PASS
DC_5A_n78A-34 50-3550	30	5+70	DFT-16QAM	M+M	Outer_Full	22.78	PC2	PASS
DC_5A_n78A-34 50-3550	30	5+70	DFT-16QAM	M+M	Inner_Full	23.65	PC2	PASS
DC_5A_n78A-34 50-3550	30	5+70	DFT-16QAM	M+M	Edge_1RB_Left	22.94	PC2	PASS
DC_5A_n78A-34 50-3550	30	5+70	DFT-16QAM	M+M	Edge_1RB_Right	22.32	PC2	PASS
DC_5A_n78A-34 50-3550	30	5+70	DFT-QPSK	M+H	Outer_Full	23.49	PC2	PASS
DC_5A_n78A-34 50-3550	30	5+70	DFT-QPSK	M+H	Inner_Full	24.50	PC2	PASS
DC_5A_n78A-34 50-3550	30	5+70	DFT-QPSK	M+H	Edge_1RB_Left	23.77	PC2	PASS
DC_5A_n78A-34 50-3550	30	5+70	DFT-QPSK	M+H	Edge_1RB_Right	22.89	PC2	PASS

DC_5A_n78A-3450-3550	30	5+70	DFT-16QAM	M+H	Outer_Full	22.45	PC2	PASS
DC_5A_n78A-3450-3550	30	5+70	DFT-16QAM	M+H	Inner_Full	23.65	PC2	PASS
DC_5A_n78A-3450-3550	30	5+70	DFT-16QAM	M+H	Edge_1RB_Left	23.05	PC2	PASS
DC_5A_n78A-3450-3550	30	5+70	DFT-16QAM	M+H	Edge_1RB_Right	21.90	PC2	PASS
DC_5A_n78A-3450-3550	30	5+80	DFT-QPSK	M+L	Outer_Full	23.53	PC2	PASS
DC_5A_n78A-3450-3550	30	5+80	DFT-QPSK	M+L	Inner_Full	24.88	PC2	PASS
DC_5A_n78A-3450-3550	30	5+80	DFT-QPSK	M+L	Edge_1RB_Left	23.45	PC2	PASS
DC_5A_n78A-3450-3550	30	5+80	DFT-QPSK	M+L	Edge_1RB_Right	23.20	PC2	PASS
DC_5A_n78A-3450-3550	30	5+80	DFT-16QAM	M+L	Outer_Full	22.70	PC2	PASS
DC_5A_n78A-3450-3550	30	5+80	DFT-16QAM	M+L	Inner_Full	23.78	PC2	PASS
DC_5A_n78A-3450-3550	30	5+80	DFT-16QAM	M+L	Edge_1RB_Left	22.54	PC2	PASS
DC_5A_n78A-3450-3550	30	5+80	DFT-16QAM	M+L	Edge_1RB_Right	22.74	PC2	PASS
DC_5A_n78A-3450-3550	30	5+80	DFT-QPSK	M+M	Outer_Full	23.73	PC2	PASS
DC_5A_n78A-3450-3550	30	5+80	DFT-QPSK	M+M	Inner_Full	24.66	PC2	PASS
DC_5A_n78A-3450-3550	30	5+80	DFT-QPSK	M+M	Edge_1RB_Left	23.76	PC2	PASS
DC_5A_n78A-3450-3550	30	5+80	DFT-QPSK	M+M	Edge_1RB_Right	23.21	PC2	PASS
DC_5A_n78A-3450-3550	30	5+80	DFT-16QAM	M+M	Outer_Full	22.68	PC2	PASS
DC_5A_n78A-3450-3550	30	5+80	DFT-16QAM	M+M	Inner_Full	23.60	PC2	PASS
DC_5A_n78A-3450-3550	30	5+80	DFT-16QAM	M+M	Edge_1RB_Left	22.54	PC2	PASS
DC_5A_n78A-3450-3550	30	5+80	DFT-16QAM	M+M	Edge_1RB_Right	22.07	PC2	PASS
DC_5A_n78A-3450-3550	30	5+80	DFT-QPSK	M+H	Outer_Full	23.40	PC2	PASS
DC_5A_n78A-34	30	5+80	DFT-QPSK	M+H	Inner_Full	24.63	PC2	PASS

50-3550								
DC_5A_n78A-34 50-3550	30	5+80	DFT-QPSK	M+H	Edge_1RB_Left	23.74	PC2	PASS
DC_5A_n78A-34 50-3550	30	5+80	DFT-QPSK	M+H	Edge_1RB_Right	22.91	PC2	PASS
DC_5A_n78A-34 50-3550	30	5+80	DFT-16QAM	M+H	Outer_Full	22.48	PC2	PASS
DC_5A_n78A-34 50-3550	30	5+80	DFT-16QAM	M+H	Inner_Full	23.59	PC2	PASS
DC_5A_n78A-34 50-3550	30	5+80	DFT-16QAM	M+H	Edge_1RB_Left	22.66	PC2	PASS
DC_5A_n78A-34 50-3550	30	5+80	DFT-16QAM	M+H	Edge_1RB_Right	21.89	PC2	PASS
DC_5A_n78A-34 50-3550	30	5+90	DFT-QPSK	M+L	Outer_Full	23.69	PC2	PASS
DC_5A_n78A-34 50-3550	30	5+90	DFT-QPSK	M+L	Inner_Full	24.62	PC2	PASS
DC_5A_n78A-34 50-3550	30	5+90	DFT-QPSK	M+L	Edge_1RB_Left	23.24	PC2	PASS
DC_5A_n78A-34 50-3550	30	5+90	DFT-QPSK	M+L	Edge_1RB_Right	23.02	PC2	PASS
DC_5A_n78A-34 50-3550	30	5+90	DFT-16QAM	M+L	Outer_Full	22.67	PC2	PASS
DC_5A_n78A-34 50-3550	30	5+90	DFT-16QAM	M+L	Inner_Full	23.73	PC2	PASS
DC_5A_n78A-34 50-3550	30	5+90	DFT-16QAM	M+L	Edge_1RB_Left	22.39	PC2	PASS
DC_5A_n78A-34 50-3550	30	5+90	DFT-16QAM	M+L	Edge_1RB_Right	22.15	PC2	PASS
DC_5A_n78A-34 50-3550	30	5+90	DFT-QPSK	M+M	Outer_Full	23.66	PC2	PASS
DC_5A_n78A-34 50-3550	30	5+90	DFT-QPSK	M+M	Inner_Full	24.63	PC2	PASS
DC_5A_n78A-34 50-3550	30	5+90	DFT-QPSK	M+M	Edge_1RB_Left	23.62	PC2	PASS
DC_5A_n78A-34 50-3550	30	5+90	DFT-QPSK	M+M	Edge_1RB_Right	23.03	PC2	PASS
DC_5A_n78A-34 50-3550	30	5+90	DFT-16QAM	M+M	Outer_Full	22.64	PC2	PASS
DC_5A_n78A-34 50-3550	30	5+90	DFT-16QAM	M+M	Inner_Full	23.61	PC2	PASS
DC_5A_n78A-34 50-3550	30	5+90	DFT-16QAM	M+M	Edge_1RB_Left	22.35	PC2	PASS

DC_5A_n78A-3450-3550	30	5+90	DFT-16QAM	M+M	Edge_1RB_Right	21.95	PC2	PASS
DC_5A_n78A-3450-3550	30	5+90	DFT-QPSK	M+H	Outer_Full	23.43	PC2	PASS
DC_5A_n78A-3450-3550	30	5+90	DFT-QPSK	M+H	Inner_Full	24.50	PC2	PASS
DC_5A_n78A-3450-3550	30	5+90	DFT-QPSK	M+H	Edge_1RB_Left	23.56	PC2	PASS
DC_5A_n78A-3450-3550	30	5+90	DFT-QPSK	M+H	Edge_1RB_Right	22.89	PC2	PASS
DC_5A_n78A-3450-3550	30	5+90	DFT-16QAM	M+H	Outer_Full	22.61	PC2	PASS
DC_5A_n78A-3450-3550	30	5+90	DFT-16QAM	M+H	Inner_Full	23.68	PC2	PASS
DC_5A_n78A-3450-3550	30	5+90	DFT-16QAM	M+H	Edge_1RB_Left	22.50	PC2	PASS
DC_5A_n78A-3450-3550	30	5+90	DFT-16QAM	M+H	Edge_1RB_Right	21.99	PC2	PASS
DC_5A_n78A-3450-3550	30	5+100	DFT-QPSK	M+L	Outer_Full	23.42	PC2	PASS
DC_5A_n78A-3450-3550	30	5+100	DFT-QPSK	M+L	Inner_Full	24.63	PC2	PASS
DC_5A_n78A-3450-3550	30	5+100	DFT-QPSK	M+L	Edge_1RB_Left	23.16	PC2	PASS
DC_5A_n78A-3450-3550	30	5+100	DFT-QPSK	M+L	Edge_1RB_Right	22.72	PC2	PASS
DC_5A_n78A-3450-3550	30	5+100	DFT-16QAM	M+L	Outer_Full	22.53	PC2	PASS
DC_5A_n78A-3450-3550	30	5+100	DFT-16QAM	M+L	Inner_Full	23.71	PC2	PASS
DC_5A_n78A-3450-3550	30	5+100	DFT-16QAM	M+L	Edge_1RB_Left	22.46	PC2	PASS
DC_5A_n78A-3450-3550	30	5+100	DFT-16QAM	M+L	Edge_1RB_Right	21.85	PC2	PASS
DC_5A_n78A-3450-3550	30	5+100	DFT-QPSK	M+M	Outer_Full	23.42	PC2	PASS
DC_5A_n78A-3450-3550	30	5+100	DFT-QPSK	M+M	Inner_Full	24.63	PC2	PASS
DC_5A_n78A-3450-3550	30	5+100	DFT-QPSK	M+M	Edge_1RB_Left	23.25	PC2	PASS
DC_5A_n78A-3450-3550	30	5+100	DFT-QPSK	M+M	Edge_1RB_Right	22.61	PC2	PASS
DC_5A_n78A-34	30	5+100	DFT-16QAM	M+M	Outer_Full	22.53	PC2	PASS

50-3550								
DC_5A_n78A-34 50-3550	30	5+100	DFT-16QAM	M+M	Inner_Full	23.62	PC2	PASS
DC_5A_n78A-34 50-3550	30	5+100	DFT-16QAM	M+M	Edge_1RB_Left	22.45	PC2	PASS
DC_5A_n78A-34 50-3550	30	5+100	DFT-16QAM	M+M	Edge_1RB_Right	21.95	PC2	PASS
DC_5A_n78A-34 50-3550	30	5+100	DFT-QPSK	M+H	Outer_Full	23.63	PC2	PASS
DC_5A_n78A-34 50-3550	30	5+100	DFT-QPSK	M+H	Inner_Full	**25.26**	PC2	PASS
DC_5A_n78A-34 50-3550	30	5+100	DFT-QPSK	M+H	Edge_1RB_Left	23.14	PC2	PASS
DC_5A_n78A-34 50-3550	30	5+100	DFT-QPSK	M+H	Edge_1RB_Right	22.48	PC2	PASS
DC_5A_n78A-34 50-3550	30	5+100	DFT-16QAM	M+H	Outer_Full	22.52	PC2	PASS
DC_5A_n78A-34 50-3550	30	5+100	DFT-16QAM	M+H	Inner_Full	23.71	PC2	PASS
DC_5A_n78A-34 50-3550	30	5+100	DFT-16QAM	M+H	Edge_1RB_Left	22.45	PC2	PASS
DC_5A_n78A-34 50-3550	30	5+100	DFT-16QAM	M+H	Edge_1RB_Right	21.82	PC2	PASS

DC_5A_N78A(3700-3800MHz)

Band	SCS	Bandwidth	Modulation	Channel	RB Config	Power (dBm)	Power Class	Verdict
DC_5A_n78A-3700-3800	30	5+20	DFT-QPSK	M+L	Outer_Full	24.17	PC2	PASS
DC_5A_n78A-3700-3800	30	5+20	DFT-QPSK	M+L	Inner_Full	25.19	PC2	PASS
DC_5A_n78A-3700-3800	30	5+20	DFT-QPSK	M+L	Edge_1RB_Left	23.91	PC2	PASS
DC_5A_n78A-3700-3800	30	5+20	DFT-QPSK	M+L	Edge_1RB_Right	24.38	PC2	PASS
DC_5A_n78A-3700-3800	30	5+20	DFT-16QAM	M+L	Outer_Full	23.06	PC2	PASS
DC_5A_n78A-3700-3800	30	5+20	DFT-16QAM	M+L	Inner_Full	24.18	PC2	PASS
DC_5A_n78A-3700-3800	30	5+20	DFT-16QAM	M+L	Edge_1RB_Left	22.90	PC2	PASS
DC_5A_n78A-3700-3800	30	5+20	DFT-16QAM	M+L	Edge_1RB_Right	23.32	PC2	PASS
DC_5A_n78A-3700-3800	30	5+20	DFT-QPSK	M+M	Outer_Full	24.87	PC2	PASS
DC_5A_n78A-3700-3800	30	5+20	DFT-QPSK	M+M	Inner_Full	25.74	PC2	PASS
DC_5A_n78A-3700-3800	30	5+20	DFT-QPSK	M+M	Edge_1RB_Left	24.90	PC2	PASS
DC_5A_n78A-3700-3800	30	5+20	DFT-QPSK	M+M	Edge_1RB_Right	24.90	PC2	PASS
DC_5A_n78A-3700-3800	30	5+20	DFT-16QAM	M+M	Outer_Full	23.82	PC2	PASS
DC_5A_n78A-3700-3800	30	5+20	DFT-16QAM	M+M	Inner_Full	25.01	PC2	PASS
DC_5A_n78A-3700-3800	30	5+20	DFT-16QAM	M+M	Edge_1RB_Left	23.60	PC2	PASS

DC_5A_n78A-3700-3800	30	5+20	DFT-16QAM	M+M	Edge_1RB_Right	23.82	PC2	PASS
DC_5A_n78A-3700-3800	30	5+20	DFT-QPSK	M+H	Outer_Full	24.60	PC2	PASS
DC_5A_n78A-3700-3800	30	5+20	DFT-QPSK	M+H	Inner_Full	25.61	PC2	PASS
DC_5A_n78A-3700-3800	30	5+20	DFT-QPSK	M+H	Edge_1RB_Left	24.58	PC2	PASS
DC_5A_n78A-3700-3800	30	5+20	DFT-QPSK	M+H	Edge_1RB_Right	24.67	PC2	PASS
DC_5A_n78A-3700-3800	30	5+20	DFT-16QAM	M+H	Outer_Full	23.77	PC2	PASS
DC_5A_n78A-3700-3800	30	5+20	DFT-16QAM	M+H	Inner_Full	24.74	PC2	PASS
DC_5A_n78A-3700-3800	30	5+20	DFT-16QAM	M+H	Edge_1RB_Left	23.94	PC2	PASS
DC_5A_n78A-3700-3800	30	5+20	DFT-16QAM	M+H	Edge_1RB_Right	23.81	PC2	PASS
DC_5A_n78A-3700-3800	30	5+30	DFT-QPSK	M+L	Outer_Full	24.11	PC2	PASS
DC_5A_n78A-3700-3800	30	5+30	DFT-QPSK	M+L	Inner_Full	25.19	PC2	PASS
DC_5A_n78A-3700-3800	30	5+30	DFT-QPSK	M+L	Edge_1RB_Left	24.21	PC2	PASS
DC_5A_n78A-3700-3800	30	5+30	DFT-QPSK	M+L	Edge_1RB_Right	24.33	PC2	PASS
DC_5A_n78A-3700-3800	30	5+30	DFT-16QAM	M+L	Outer_Full	23.09	PC2	PASS
DC_5A_n78A-3700-3800	30	5+30	DFT-16QAM	M+L	Inner_Full	24.19	PC2	PASS
DC_5A_n78A-3700-3800	30	5+30	DFT-16QAM	M+L	Edge_1RB_Left	23.43	PC2	PASS
DC_5A_n78A-3700-3800	30	5+30	DFT-16QAM	M+L	Edge_1RB_Right	23.33	PC2	PASS
DC_5A_n78A-3700-3800	30	5+30	DFT-QPSK	M+M	Outer_Full	24.87	PC2	PASS
DC_5A_n78A-3700-3800	30	5+30	DFT-QPSK	M+M	Inner_Full	25.83	PC2	PASS
DC_5A_n78A-3700-3800	30	5+30	DFT-QPSK	M+M	Edge_1RB_Left	24.46	PC2	PASS
DC_5A_n78A-3700-3800	30	5+30	DFT-QPSK	M+M	Edge_1RB_Right	24.99	PC2	PASS
DC_5A_n78A-3700-3800	30	5+30	DFT-16QAM	M+M	Outer_Full	24.04	PC2	PASS
DC_5A_n78A-3700-3800	30	5+30	DFT-16QAM	M+M	Inner_Full	24.71	PC2	PASS
DC_5A_n78A-3700-3800	30	5+30	DFT-16QAM	M+M	Edge_1RB_Left	23.68	PC2	PASS
DC_5A_n78A-3700-3800	30	5+30	DFT-16QAM	M+M	Edge_1RB_Right	24.06	PC2	PASS
DC_5A_n78A-3700-3800	30	5+30	DFT-QPSK	M+H	Outer_Full	24.58	PC2	PASS
DC_5A_n78A-3700-3800	30	5+30	DFT-QPSK	M+H	Inner_Full	25.56	PC2	PASS
DC_5A_n78A-3700-3800	30	5+30	DFT-QPSK	M+H	Edge_1RB_Left	24.78	PC2	PASS
DC_5A_n78A-3700-3800	30	5+30	DFT-QPSK	M+H	Edge_1RB_Right	24.62	PC2	PASS
DC_5A_n78A-3700-3800	30	5+30	DFT-16QAM	M+H	Outer_Full	23.79	PC2	PASS
DC_5A_n78A-3700-3800	30	5+30	DFT-16QAM	M+H	Inner_Full	24.76	PC2	PASS
DC_5A_n78A-3700-3800	30	5+30	DFT-16QAM	M+H	Edge_1RB_Left	23.86	PC2	PASS
DC_5A_n78A-3700-3800	30	5+30	DFT-16QAM	M+H	Edge_1RB_Right	23.48	PC2	PASS
DC_5A_n78A-3700-3800	30	5+40	DFT-QPSK	M+L	Outer_Full	24.16	PC2	PASS
DC_5A_n78A-3700-3800	30	5+40	DFT-QPSK	M+L	Inner_Full	25.38	PC2	PASS
DC_5A_n78A-3700-3800	30	5+40	DFT-QPSK	M+L	Edge_1RB_Left	24.18	PC2	PASS
DC_5A_n78A-3700-3800	30	5+40	DFT-QPSK	M+L	Edge_1RB_Right	24.44	PC2	PASS
DC_5A_n78A-3700-3800	30	5+40	DFT-16QAM	M+L	Outer_Full	23.37	PC2	PASS
DC_5A_n78A-3700-3800	30	5+40	DFT-16QAM	M+L	Inner_Full	24.25	PC2	PASS
DC_5A_n78A-3700-3800	30	5+40	DFT-16QAM	M+L	Edge_1RB_Left	23.44	PC2	PASS
DC_5A_n78A-3700-3800	30	5+40	DFT-16QAM	M+L	Edge_1RB_Right	23.61	PC2	PASS
DC_5A_n78A-3700-3800	30	5+40	DFT-QPSK	M+M	Outer_Full	25.12	PC2	PASS

DC_5A_n78A-3700-3800	30	5+40	DFT-QPSK	M+M	Inner_Full	25.99	PC2	PASS
DC_5A_n78A-3700-3800	30	5+40	DFT-QPSK	M+M	Edge_1RB_Left	24.84	PC2	PASS
DC_5A_n78A-3700-3800	30	5+40	DFT-QPSK	M+M	Edge_1RB_Right	25.29	PC2	PASS
DC_5A_n78A-3700-3800	30	5+40	DFT-16QAM	M+M	Outer_Full	24.02	PC2	PASS
DC_5A_n78A-3700-3800	30	5+40	DFT-16QAM	M+M	Inner_Full	25.06	PC2	PASS
DC_5A_n78A-3700-3800	30	5+40	DFT-16QAM	M+M	Edge_1RB_Left	23.85	PC2	PASS
DC_5A_n78A-3700-3800	30	5+40	DFT-16QAM	M+M	Edge_1RB_Right	23.91	PC2	PASS
DC_5A_n78A-3700-3800	30	5+40	DFT-QPSK	M+H	Outer_Full	24.92	PC2	PASS
DC_5A_n78A-3700-3800	30	5+40	DFT-QPSK	M+H	Inner_Full	25.63	PC2	PASS
DC_5A_n78A-3700-3800	30	5+40	DFT-QPSK	M+H	Edge_1RB_Left	24.69	PC2	PASS
DC_5A_n78A-3700-3800	30	5+40	DFT-QPSK	M+H	Edge_1RB_Right	24.61	PC2	PASS
DC_5A_n78A-3700-3800	30	5+40	DFT-16QAM	M+H	Outer_Full	23.70	PC2	PASS
DC_5A_n78A-3700-3800	30	5+40	DFT-16QAM	M+H	Inner_Full	24.79	PC2	PASS
DC_5A_n78A-3700-3800	30	5+40	DFT-16QAM	M+H	Edge_1RB_Left	23.61	PC2	PASS
DC_5A_n78A-3700-3800	30	5+40	DFT-16QAM	M+H	Edge_1RB_Right	23.61	PC2	PASS
DC_5A_n78A-3700-3800	30	5+50	DFT-QPSK	M+L	Outer_Full	23.86	PC2	PASS
DC_5A_n78A-3700-3800	30	5+50	DFT-QPSK	M+L	Inner_Full	24.83	PC2	PASS
DC_5A_n78A-3700-3800	30	5+50	DFT-QPSK	M+L	Edge_1RB_Left	23.79	PC2	PASS
DC_5A_n78A-3700-3800	30	5+50	DFT-QPSK	M+L	Edge_1RB_Right	24.04	PC2	PASS
DC_5A_n78A-3700-3800	30	5+50	DFT-16QAM	M+L	Outer_Full	22.94	PC2	PASS
DC_5A_n78A-3700-3800	30	5+50	DFT-16QAM	M+L	Inner_Full	24.20	PC2	PASS
DC_5A_n78A-3700-3800	30	5+50	DFT-16QAM	M+L	Edge_1RB_Left	22.86	PC2	PASS
DC_5A_n78A-3700-3800	30	5+50	DFT-16QAM	M+L	Edge_1RB_Right	23.18	PC2	PASS
DC_5A_n78A-3700-3800	30	5+50	DFT-QPSK	M+M	Outer_Full	24.75	PC2	PASS
DC_5A_n78A-3700-3800	30	5+50	DFT-QPSK	M+M	Inner_Full	25.81	PC2	PASS
DC_5A_n78A-3700-3800	30	5+50	DFT-QPSK	M+M	Edge_1RB_Left	24.38	PC2	PASS
DC_5A_n78A-3700-3800	30	5+50	DFT-QPSK	M+M	Edge_1RB_Right	24.67	PC2	PASS
DC_5A_n78A-3700-3800	30	5+50	DFT-16QAM	M+M	Outer_Full	23.75	PC2	PASS
DC_5A_n78A-3700-3800	30	5+50	DFT-16QAM	M+M	Inner_Full	24.63	PC2	PASS
DC_5A_n78A-3700-3800	30	5+50	DFT-16QAM	M+M	Edge_1RB_Left	23.62	PC2	PASS
DC_5A_n78A-3700-3800	30	5+50	DFT-16QAM	M+M	Edge_1RB_Right	23.82	PC2	PASS
DC_5A_n78A-3700-3800	30	5+50	DFT-QPSK	M+H	Outer_Full	24.34	PC2	PASS
DC_5A_n78A-3700-3800	30	5+50	DFT-QPSK	M+H	Inner_Full	25.65	PC2	PASS
DC_5A_n78A-3700-3800	30	5+50	DFT-QPSK	M+H	Edge_1RB_Left	24.53	PC2	PASS
DC_5A_n78A-3700-3800	30	5+50	DFT-QPSK	M+H	Edge_1RB_Right	24.55	PC2	PASS
DC_5A_n78A-3700-3800	30	5+50	DFT-16QAM	M+H	Outer_Full	23.61	PC2	PASS
DC_5A_n78A-3700-3800	30	5+50	DFT-16QAM	M+H	Inner_Full	24.67	PC2	PASS
DC_5A_n78A-3700-3800	30	5+50	DFT-16QAM	M+H	Edge_1RB_Left	23.55	PC2	PASS
DC_5A_n78A-3700-3800	30	5+50	DFT-16QAM	M+H	Edge_1RB_Right	23.44	PC2	PASS
DC_5A_n78A-3700-3800	30	5+60	DFT-QPSK	M+L	Outer_Full	23.97	PC2	PASS
DC_5A_n78A-3700-3800	30	5+60	DFT-QPSK	M+L	Inner_Full	25.23	PC2	PASS
DC_5A_n78A-3700-3800	30	5+60	DFT-QPSK	M+L	Edge_1RB_Left	23.68	PC2	PASS

DC_5A_n78A-3700-3800	30	5+60	DFT-QPSK	M+L	Edge_1RB_Right	24.19	PC2	PASS
DC_5A_n78A-3700-3800	30	5+60	DFT-16QAM	M+L	Outer_Full	22.95	PC2	PASS
DC_5A_n78A-3700-3800	30	5+60	DFT-16QAM	M+L	Inner_Full	24.04	PC2	PASS
DC_5A_n78A-3700-3800	30	5+60	DFT-16QAM	M+L	Edge_1RB_Left	23.12	PC2	PASS
DC_5A_n78A-3700-3800	30	5+60	DFT-16QAM	M+L	Edge_1RB_Right	23.45	PC2	PASS
DC_5A_n78A-3700-3800	30	5+60	DFT-QPSK	M+M	Outer_Full	24.52	PC2	PASS
DC_5A_n78A-3700-3800	30	5+60	DFT-QPSK	M+M	Inner_Full	25.55	PC2	PASS
DC_5A_n78A-3700-3800	30	5+60	DFT-QPSK	M+M	Edge_1RB_Left	23.99	PC2	PASS
DC_5A_n78A-3700-3800	30	5+60	DFT-QPSK	M+M	Edge_1RB_Right	24.53	PC2	PASS
DC_5A_n78A-3700-3800	30	5+60	DFT-16QAM	M+M	Outer_Full	23.59	PC2	PASS
DC_5A_n78A-3700-3800	30	5+60	DFT-16QAM	M+M	Inner_Full	24.57	PC2	PASS
DC_5A_n78A-3700-3800	30	5+60	DFT-16QAM	M+M	Edge_1RB_Left	23.31	PC2	PASS
DC_5A_n78A-3700-3800	30	5+60	DFT-16QAM	M+M	Edge_1RB_Right	23.56	PC2	PASS
DC_5A_n78A-3700-3800	30	5+60	DFT-QPSK	M+H	Outer_Full	24.31	PC2	PASS
DC_5A_n78A-3700-3800	30	5+60	DFT-QPSK	M+H	Inner_Full	25.47	PC2	PASS
DC_5A_n78A-3700-3800	30	5+60	DFT-QPSK	M+H	Edge_1RB_Left	24.25	PC2	PASS
DC_5A_n78A-3700-3800	30	5+60	DFT-QPSK	M+H	Edge_1RB_Right	24.25	PC2	PASS
DC_5A_n78A-3700-3800	30	5+60	DFT-16QAM	M+H	Outer_Full	23.62	PC2	PASS
DC_5A_n78A-3700-3800	30	5+60	DFT-16QAM	M+H	Inner_Full	24.39	PC2	PASS
DC_5A_n78A-3700-3800	30	5+60	DFT-16QAM	M+H	Edge_1RB_Left	23.24	PC2	PASS
DC_5A_n78A-3700-3800	30	5+60	DFT-16QAM	M+H	Edge_1RB_Right	23.23	PC2	PASS
DC_5A_n78A-3700-3800	30	5+70	DFT-QPSK	M+L	Outer_Full	24.34	PC2	PASS
DC_5A_n78A-3700-3800	30	5+70	DFT-QPSK	M+L	Inner_Full	25.40	PC2	PASS
DC_5A_n78A-3700-3800	30	5+70	DFT-QPSK	M+L	Edge_1RB_Left	23.97	PC2	PASS
DC_5A_n78A-3700-3800	30	5+70	DFT-QPSK	M+L	Edge_1RB_Right	24.16	PC2	PASS
DC_5A_n78A-3700-3800	30	5+70	DFT-16QAM	M+L	Outer_Full	23.35	PC2	PASS
DC_5A_n78A-3700-3800	30	5+70	DFT-16QAM	M+L	Inner_Full	24.24	PC2	PASS
DC_5A_n78A-3700-3800	30	5+70	DFT-16QAM	M+L	Edge_1RB_Left	23.03	PC2	PASS
DC_5A_n78A-3700-3800	30	5+70	DFT-16QAM	M+L	Edge_1RB_Right	23.24	PC2	PASS
DC_5A_n78A-3700-3800	30	5+70	DFT-QPSK	M+M	Outer_Full	24.57	PC2	PASS
DC_5A_n78A-3700-3800	30	5+70	DFT-QPSK	M+M	Inner_Full	25.86	PC2	PASS
DC_5A_n78A-3700-3800	30	5+70	DFT-QPSK	M+M	Edge_1RB_Left	24.13	PC2	PASS
DC_5A_n78A-3700-3800	30	5+70	DFT-QPSK	M+M	Edge_1RB_Right	24.61	PC2	PASS
DC_5A_n78A-3700-3800	30	5+70	DFT-16QAM	M+M	Outer_Full	23.59	PC2	PASS
DC_5A_n78A-3700-3800	30	5+70	DFT-16QAM	M+M	Inner_Full	24.53	PC2	PASS
DC_5A_n78A-3700-3800	30	5+70	DFT-16QAM	M+M	Edge_1RB_Left	23.17	PC2	PASS
DC_5A_n78A-3700-3800	30	5+70	DFT-16QAM	M+M	Edge_1RB_Right	23.74	PC2	PASS
DC_5A_n78A-3700-3800	30	5+70	DFT-QPSK	M+H	Outer_Full	24.27	PC2	PASS
DC_5A_n78A-3700-3800	30	5+70	DFT-QPSK	M+H	Inner_Full	25.34	PC2	PASS
DC_5A_n78A-3700-3800	30	5+70	DFT-QPSK	M+H	Edge_1RB_Left	24.43	PC2	PASS
DC_5A_n78A-3700-3800	30	5+70	DFT-QPSK	M+H	Edge_1RB_Right	24.42	PC2	PASS
DC_5A_n78A-3700-3800	30	5+70	DFT-16QAM	M+H	Outer_Full	23.36	PC2	PASS

DC_5A_n78A-3700-3800	30	5+70	DFT-16QAM	M+H	Inner_Full	24.34	PC2	PASS
DC_5A_n78A-3700-3800	30	5+70	DFT-16QAM	M+H	Edge_1RB_Left	23.40	PC2	PASS
DC_5A_n78A-3700-3800	30	5+70	DFT-16QAM	M+H	Edge_1RB_Right	23.23	PC2	PASS
DC_5A_n78A-3700-3800	30	5+80	DFT-QPSK	M+L	Outer_Full	24.60	PC2	PASS
DC_5A_n78A-3700-3800	30	5+80	DFT-QPSK	M+L	Inner_Full	25.74	PC2	PASS
DC_5A_n78A-3700-3800	30	5+80	DFT-QPSK	M+L	Edge_1RB_Left	24.25	PC2	PASS
DC_5A_n78A-3700-3800	30	5+80	DFT-QPSK	M+L	Edge_1RB_Right	24.60	PC2	PASS
DC_5A_n78A-3700-3800	30	5+80	DFT-16QAM	M+L	Outer_Full	23.38	PC2	PASS
DC_5A_n78A-3700-3800	30	5+80	DFT-16QAM	M+L	Inner_Full	24.48	PC2	PASS
DC_5A_n78A-3700-3800	30	5+80	DFT-16QAM	M+L	Edge_1RB_Left	23.26	PC2	PASS
DC_5A_n78A-3700-3800	30	5+80	DFT-16QAM	M+L	Edge_1RB_Right	23.97	PC2	PASS
DC_5A_n78A-3700-3800	30	5+80	DFT-QPSK	M+M	Outer_Full	24.48	PC2	PASS
DC_5A_n78A-3700-3800	30	5+80	DFT-QPSK	M+M	Inner_Full	25.54	PC2	PASS
DC_5A_n78A-3700-3800	30	5+80	DFT-QPSK	M+M	Edge_1RB_Left	23.95	PC2	PASS
DC_5A_n78A-3700-3800	30	5+80	DFT-QPSK	M+M	Edge_1RB_Right	24.69	PC2	PASS
DC_5A_n78A-3700-3800	30	5+80	DFT-16QAM	M+M	Outer_Full	23.76	PC2	PASS
DC_5A_n78A-3700-3800	30	5+80	DFT-16QAM	M+M	Inner_Full	24.52	PC2	PASS
DC_5A_n78A-3700-3800	30	5+80	DFT-16QAM	M+M	Edge_1RB_Left	22.96	PC2	PASS
DC_5A_n78A-3700-3800	30	5+80	DFT-16QAM	M+M	Edge_1RB_Right	23.79	PC2	PASS
DC_5A_n78A-3700-3800	30	5+80	DFT-QPSK	M+H	Outer_Full	24.49	PC2	PASS
DC_5A_n78A-3700-3800	30	5+80	DFT-QPSK	M+H	Inner_Full	25.66	PC2	PASS
DC_5A_n78A-3700-3800	30	5+80	DFT-QPSK	M+H	Edge_1RB_Left	24.10	PC2	PASS
DC_5A_n78A-3700-3800	30	5+80	DFT-QPSK	M+H	Edge_1RB_Right	24.36	PC2	PASS
DC_5A_n78A-3700-3800	30	5+80	DFT-16QAM	M+H	Outer_Full	23.50	PC2	PASS
DC_5A_n78A-3700-3800	30	5+80	DFT-16QAM	M+H	Inner_Full	24.85	PC2	PASS
DC_5A_n78A-3700-3800	30	5+80	DFT-16QAM	M+H	Edge_1RB_Left	23.14	PC2	PASS
DC_5A_n78A-3700-3800	30	5+80	DFT-16QAM	M+H	Edge_1RB_Right	23.66	PC2	PASS
DC_5A_n78A-3700-3800	30	5+90	DFT-QPSK	M+L	Outer_Full	24.47	PC2	PASS
DC_5A_n78A-3700-3800	30	5+90	DFT-QPSK	M+L	Inner_Full	25.83	PC2	PASS
DC_5A_n78A-3700-3800	30	5+90	DFT-QPSK	M+L	Edge_1RB_Left	24.20	PC2	PASS
DC_5A_n78A-3700-3800	30	5+90	DFT-QPSK	M+L	Edge_1RB_Right	24.56	PC2	PASS
DC_5A_n78A-3700-3800	30	5+90	DFT-16QAM	M+L	Outer_Full	23.76	PC2	PASS
DC_5A_n78A-3700-3800	30	5+90	DFT-16QAM	M+L	Inner_Full	24.83	PC2	PASS
DC_5A_n78A-3700-3800	30	5+90	DFT-16QAM	M+L	Edge_1RB_Left	23.06	PC2	PASS
DC_5A_n78A-3700-3800	30	5+90	DFT-16QAM	M+L	Edge_1RB_Right	23.62	PC2	PASS
DC_5A_n78A-3700-3800	30	5+90	DFT-QPSK	M+M	Outer_Full	24.45	PC2	PASS
DC_5A_n78A-3700-3800	30	5+90	DFT-QPSK	M+M	Inner_Full	25.63	PC2	PASS
DC_5A_n78A-3700-3800	30	5+90	DFT-QPSK	M+M	Edge_1RB_Left	24.07	PC2	PASS
DC_5A_n78A-3700-3800	30	5+90	DFT-QPSK	M+M	Edge_1RB_Right	24.56	PC2	PASS
DC_5A_n78A-3700-3800	30	5+90	DFT-16QAM	M+M	Outer_Full	23.57	PC2	PASS
DC_5A_n78A-3700-3800	30	5+90	DFT-16QAM	M+M	Inner_Full	24.53	PC2	PASS
DC_5A_n78A-3700-3800	30	5+90	DFT-16QAM	M+M	Edge_1RB_Left	23.03	PC2	PASS

DC_5A_n78A-3700-3800	30	5+90	DFT-16QAM	M+M	Edge_1RB_Right	23.52	PC2	PASS
DC_5A_n78A-3700-3800	30	5+90	DFT-QPSK	M+H	Outer_Full	24.47	PC2	PASS
DC_5A_n78A-3700-3800	30	5+90	DFT-QPSK	M+H	Inner_Full	25.84	PC2	PASS
DC_5A_n78A-3700-3800	30	5+90	DFT-QPSK	M+H	Edge_1RB_Left	24.21	PC2	PASS
DC_5A_n78A-3700-3800	30	5+90	DFT-QPSK	M+H	Edge_1RB_Right	24.51	PC2	PASS
DC_5A_n78A-3700-3800	30	5+90	DFT-16QAM	M+H	Outer_Full	23.56	PC2	PASS
DC_5A_n78A-3700-3800	30	5+90	DFT-16QAM	M+H	Inner_Full	24.87	PC2	PASS
DC_5A_n78A-3700-3800	30	5+90	DFT-16QAM	M+H	Edge_1RB_Left	23.19	PC2	PASS
DC_5A_n78A-3700-3800	30	5+90	DFT-16QAM	M+H	Edge_1RB_Right	23.52	PC2	PASS
DC_5A_n78A-3700-3800	30	5+100	DFT-QPSK	M+L	Outer_Full	24.47	PC2	PASS
DC_5A_n78A-3700-3800	30	5+100	DFT-QPSK	M+L	Inner_Full	25.57	PC2	PASS
DC_5A_n78A-3700-3800	30	5+100	DFT-QPSK	M+L	Edge_1RB_Left	23.79	PC2	PASS
DC_5A_n78A-3700-3800	30	5+100	DFT-QPSK	M+L	Edge_1RB_Right	24.25	PC2	PASS
DC_5A_n78A-3700-3800	30	5+100	DFT-16QAM	M+L	Outer_Full	23.69	PC2	PASS
DC_5A_n78A-3700-3800	30	5+100	DFT-16QAM	M+L	Inner_Full	24.86	PC2	PASS
DC_5A_n78A-3700-3800	30	5+100	DFT-16QAM	M+L	Edge_1RB_Left	23.04	PC2	PASS
DC_5A_n78A-3700-3800	30	5+100	DFT-16QAM	M+L	Edge_1RB_Right	23.52	PC2	PASS
DC_5A_n78A-3700-3800	30	5+100	DFT-QPSK	M+M	Outer_Full	24.46	PC2	PASS
DC_5A_n78A-3700-3800	30	5+100	DFT-QPSK	M+M	Inner_Full	**26.03**	PC2	PASS
DC_5A_n78A-3700-3800	30	5+100	DFT-QPSK	M+M	Edge_1RB_Left	23.79	PC2	PASS
DC_5A_n78A-3700-3800	30	5+100	DFT-QPSK	M+M	Edge_1RB_Right	24.26	PC2	PASS
DC_5A_n78A-3700-3800	30	5+100	DFT-16QAM	M+M	Outer_Full	23.47	PC2	PASS
DC_5A_n78A-3700-3800	30	5+100	DFT-16QAM	M+M	Inner_Full	24.53	PC2	PASS
DC_5A_n78A-3700-3800	30	5+100	DFT-16QAM	M+M	Edge_1RB_Left	23.03	PC2	PASS
DC_5A_n78A-3700-3800	30	5+100	DFT-16QAM	M+M	Edge_1RB_Right	23.50	PC2	PASS
DC_5A_n78A-3700-3800	30	5+100	DFT-QPSK	M+H	Outer_Full	24.47	PC2	PASS
DC_5A_n78A-3700-3800	30	5+100	DFT-QPSK	M+H	Inner_Full	25.66	PC2	PASS
DC_5A_n78A-3700-3800	30	5+100	DFT-QPSK	M+H	Edge_1RB_Left	24.02	PC2	PASS
DC_5A_n78A-3700-3800	30	5+100	DFT-QPSK	M+H	Edge_1RB_Right	24.24	PC2	PASS
DC_5A_n78A-3700-3800	30	5+100	DFT-16QAM	M+H	Outer_Full	23.49	PC2	PASS
DC_5A_n78A-3700-3800	30	5+100	DFT-16QAM	M+H	Inner_Full	24.56	PC2	PASS
DC_5A_n78A-3700-3800	30	5+100	DFT-16QAM	M+H	Edge_1RB_Left	23.24	PC2	PASS
DC_5A_n78A-3700-3800	30	5+100	DFT-16QAM	M+H	Edge_1RB_Right	23.51	PC2	PASS

Remark:

1. Per KDB941225 D05 v02r05, Start with the largest channel bandwidth then measure SAR for QPSK with 1 RB allocation, using the RB offset and required test channel combination with the highest maximum output power among RB offsets at the upper edge, middle, and lower edge of each required test channel. When the reported SAR is≤ 0.8 W/kg, testing of the remaining RB offset configurations and required test channels is not required for 1 RB allocation; otherwise, SAR is required for the remaining required test channels and only for the RB offset configuration with the highest output power for that channel. 6 When the reported SAR of a required test channel is > 1.45 W/kg, SAR is required for all three RB offset configurations for that required

test channel.
2. Per KDB941225 D05 v02r05, the procedures required for 1 RB allocation in 5.2.1 are applied to measure the SAR for QPSK with 50% RB allocation.
3. Per KDB941225 D05 v02r05, For QPSK with 100% RB allocation, SAR is not required when the highest maximum output power for 100 % RB allocation is less than the highest maximum output power in 50% and 1 RB allocations, and
the highest reported SAR for 1 RB and 50% RB allocation in 5.2.1 and 5.2.2 are ≤ 0.8 W/kg. Otherwise, SAR is measured for the highest output power channel; and if the reported SAR is > 1.45 W/kg, the remaining required test channels must also be tested.
4. Per KDB941225 D05 v02r05, For each modulation besides QPSK; e.g., 16-QAM, 64-QAM, apply the QPSK procedures in 5.2.1, 5.2.2, and 5.2.3 to determine the QAM configurations that may need SAR measurement. For each configuration
identified as required for testing, SAR is required only when the highest maximum output power for the configuration in the higher order modulation is > ½ dB higher than the same configuration in QPSK or when the reported SAR for the QPSK configuration is > 1.45 W/kg.

WLAN(5.2GHz)-ANT1(P1)				
Test Mode	**Channel**	**Frequency (MHz)**	**Conducted Power (dBm)**	**Tune-up power (dBm)**
802.11a	CH 36	5180	**14.04**	14.5
	CH 40	5200	13.95	14.5
	CH 48	5240	13.46	14.5
802.11n-HT20	CH 36	5180	13.00	13.5
	CH 40	5200	12.83	13.5
	CH 48	5240	12.37	13.5
802.11n-HT40	CH 38	5190	13.27	13.5
	CH 46	5230	12.73	13.5
802.11ac-VHT20	CH 36	5180	12.50	13.0
	CH 40	5200	12.27	13.0
	CH 48	5240	11.73	13.0
802.11ac-VHT40	CH 38	5190	13.66	14.0
	CH 46	5230	13.19	14.0
802.11ac-VHT80	CH 42	5210	13.77	14.0

WLAN(5.3GHz) –ANT1(P1)				
Test Mode	**Channel**	**Frequency (MHz)**	**Conducted Power (dBm)**	**Tune-up power (dBm)**
802.11a	CH 52	5260	**13.39**	C
	CH 56	5280	13.07	13.5
	CH 64	5320	12.32	13.5
802.11n-HT20	CH 52	5260	13.09	13.5
	CH 56	5280	12.64	13.5
	CH 64	5320	12.12	13.5
802.11n-HT40	CH 54	5270	12.43	13.0
	CH 62	5310	11.62	13.0
802.11ac-VHT20	CH 52	5260	11.62	13.0
	CH 56	5280	12.31	13.0
	CH 64	5320	12.03	13.0
802.11ac-VHT40	CH 54	5270	12.75	13.0
	CH 62	5310	12.24	13.0
802.11ac-VHT80	CH 58	5290	13.24	13.0

WLAN(5.6GHz) –ANT1(P1)				
Test Mode	**Channel**	**Frequency (MHz)**	**Conducted Power (dBm)**	**Tune-up power (dBm)**
802.11a	CH 100	5500	13.24	C
	CH 116	5580	14.31	14.5
	CH 140	5700	**16.22**	16.5
802.11n-HT20	CH 100	5500	12.30	12.5
	CH 116	5580	13.16	13.5
	CH 140	5700	15.33	15.5
802.11n-HT40	CH 102	5510	12.20	12.5
	CH 110	5550	12.32	12.5
	CH 134	5670	14.77	15.0
802.11ac-VHT20	CH 100	5500	12.16	12.5
	CH 116	5580	13.08	13.5
	CH 140	5700	14.78	15.0
802.11ac-VHT40	CH 102	5510	12.66	13.0
	CH 110	5550	12.88	13.0
	CH 134	5670	15.32	15.5
802.11ac-VHT80	CH 106	5530	13.27	13.5
	CH 122	5610	14.39	14.5

WLAN(5.8GHz) –ANT1(P1)				
Test Mode	**Channel**	**Frequency (MHz)**	**Conducted Power (dBm)**	**Tune-up power (dBm)**
802.11a	CH 149	5745	15.98	16.5
	CH 157	5785	16.13	16.5
	CH 165	5825	16.20	16.5
802.11n-HT20	CH 149	5745	15.44	15.5
	CH 157	5785	14.49	15.5
	CH 165	5825	14.72	15.5
802.11n-HT40	CH 151	5755	15.34	15.5
	CH 159	5795	15.35	15.5
802.11ac-VHT20	CH 149	5745	14.82	15.5
	CH 157	5785	15.12	15.5
	CH 165	5825	15.21	15.5
802.11ac-VHT40	CH 151	5755	15.83	16.0
	CH 159	5795	15.88	16.0
802.11ac-VHT80	CH 155	5755	**16.31**	16.5

WLAN(2.4GHz) –ANT1(P1)					
Test Mode	**Data Rate**	**Channel**	**Frequency (MHz)**	**Conducted Power (dBm)**	**Tune-up power (dBm)**
802.11b	1Mbps	CH 01	2412	15.92	16.0
		CH 06	2437	15.86	16.0
		CH 11	2462	**15.94**	16.0
802.11g	6Mbps	CH 01	2412	15.03	16.0
		CH 06	2437	15.09	16.0
		CH 11	2462	15.04	16.0
802.11n-HT20	MCS0	CH 01	2412	13.83	14.0
		CH 06	2437	13.80	14.0
		CH 11	2462	13.94	14.0
802.11n-HT40	MCS0	CH 03	2422	14.62	15.0
		CH 06	2437	14.73	15.0
		CH 09	2452	14.65	15.0

WLAN(5.2GHz)-ANT2(P1)				
Test Mode	**Channel**	**Frequency (MHz)**	**Conducted Power (dBm)**	**Tune-up power (dBm)**
802.11a	CH 36	5180	14.91	c
	CH 40	5200	14.86	16.0
	CH 48	5240	14.73	16.0
802.11n-HT20	CH 36	5180	15.21	16.0
	CH 40	5200	15.19	16.0
	CH 48	5240	14.94	16.0
802.11n-HT40	CH 38	5190	15.32	16.0
	CH 46	5230	15.12	16.0
802.11ac-VHT20	CH 36	5180	14.66	16.0
	CH 40	5200	14.51	16.0
	CH 48	5240	14.35	16.0
802.11ac-VHT40	CH 38	5190	15.76	16.0
	CH 46	5230	15.64	16.0
802.11ac-VHT80	CH 42	5210	**15.76**	16.0

WLAN(5.3GHz) –ANT2(P1)				
Test Mode	**Channel**	**Frequency (MHz)**	**Conducted Power (dBm)**	**Tune-up power (dBm)**
802.11a	CH 52	5260	14.87	16.0
	CH 56	5280	14.72	16.0
	CH 64	5320	15.52	16.0
802.11n-HT20	CH 52	5260	15.77	16.0
	CH 56	5280	15.78	16.0
	CH 64	5320	15.86	16.0
802.11n-HT40	CH 54	5270	15.11	16.0
	CH 62	5310	15.16	16.0
802.11ac-VHT20	CH 52	5260	14.48	16.0
	CH 56	5280	15.27	16.0
	CH 64	5320	15.84	16.0
802.11ac-VHT40	CH 54	5270	15.58	16.0
	CH 62	5310	15.88	16.0
802.11ac-VHT80	CH 58	5290	**16.28**	16.5

WLAN(5.6GHz)–ANT2(P1)				
Test Mode	**Channel**	**Frequency (MHz)**	**Conducted Power (dBm)**	**Tune-up power (dBm)**
802.11a	CH 100	5500	14.65	16.0
	CH 116	5580	15.49	16.0
	CH 140	5700	15.80	16.0
802.11n-HT20	CH 100	5500	15.32	16.5
	CH 116	5580	16.13	16.5
	CH 140	5700	16.33	16.5
802.11n-HT40	CH 102	5510	14.94	16.5
	CH 110	5550	15.32	16.5
	CH 134	5670	16.09	16.5
802.11ac-VHT20	CH 100	5500	15.22	16.0
	CH 116	5580	15.50	16.0
	CH 140	5700	15.75	16.0
802.11ac-VHT40	CH 102	5510	15.54	17.0
	CH 110	5550	15.91	17.0
	CH 134	5670	16.56	17.0
802.11ac-VHT80	CH 106	5530	16.01	17.0
	CH 122	5610	**16.81**	17.0

WLAN(5.8GHz) –ANT2(P1)				
Test Mode	**Channel**	**Frequency (MHz)**	**Conducted Power (dBm)**	**Tune-up power (dBm)**
802.11a	CH 149	5745	15.25	16.0
	CH 157	5785	15.56	16.0
	CH 165	5825	15.82	16.0
802.11n-HT20	CH 149	5745	14.90	16.0
	CH 157	5785	15.24	16.0
	CH 165	5825	15.22	16.0
802.11n-HT40	CH 151	5755	15.51	16.0
	CH 159	5795	15.65	16.0
802.11ac-VHT20	CH 149	5745	15.30	16.0
	CH 157	5785	15.71	16.0
	CH 165	5825	15.59	16.0
802.11ac-VHT40	CH 151	5755	16.06	17.0
	CH 159	5795	16.27	17.0
802.11ac-VHT80	CH 155	5755	**16.62**	17.0

WLAN(2.4GHz) –ANT2(P1)					
Test Mode	**Data Rate**	**Channel**	**Frequency (MHz)**	**Conducted Power (dBm)**	**Tune-up power (dBm)**
802.11b	1Mbps	CH 01	2412	**16.33**	16.5
		CH 06	2437	15.95	16.5
		CH 11	2462	16.00	16.5
802.11g	6Mbps	CH 01	2412	15.66	16.0
		CH 06	2437	15.09	16.0
		CH 11	2462	15.34	16.0
802.11n-HT20	MCS0	CH 01	2412	14.04	14.5
		CH 06	2437	13.88	14.5
		CH 11	2462	14.36	14.5
802.11n-HT40	MCS0	CH 03	2422	14.39	15.5
		CH 06	2437	15.26	15.5
		CH 09	2452	15.03	15.5

Remark:

1. Per KDB 248227 D01 v02r02, For 802.11b DSSS SAR measurements, DSSS SAR procedure applies to fixed exposure test position and initial test position procedure applies to multiple exposure test positions.

2. Per KDB 248227 D01 v02r02, For 802.11b DSSS SAR measurements ,when the reported SAR of the highest measured maximum output power channel (see 3.1) for the exposure configuration is ≤ 0.8 W/kg, no further SAR testing is required for 802.11b DSSS in that exposure configuration. When the reported SAR is > 0.8 W/kg, SAR is required for that exposure configuration using the next highest measured output power

channel. When any reported SAR is > 1.2 W/kg, SAR is required for the third channel; i.e., all channels require testing.

3 .For OFDM modes (802.11g/n), SAR is not required when the highest reported SAR for DSSS is adjusted by the ratio of OFDM to DSSS specified maximum output power and it is <= 1.2W/kg.

4. Per KDB 248227 D01 v02r02, When multiple channel bandwidth configurations in a frequency band have the same specified maximum output power, the initial test configuration is determined by applying the following steps sequentially.

1) The largest channel bandwidth configuration is selected among the multiple configurations in a frequency band with the same specified maximum output power.

2) If multiple configurations have the same specified maximum output power and largest channel bandwidth, the lowest order modulation among the largest channel bandwidth configurations is selected.

3) If multiple configurations have the same specified maximum output power, largest channel bandwidth and lowest order modulation, the lowest data rate configuration among these configurations is selected.

4) When multiple transmission modes (802.11a/g/n/ac) have the same specified maximum output power, largest channel bandwidth, lowest order modulation and lowest data rate, the lowest order 802.11 mode is selected; i.e., 802.11a is chosen over 802.11n then 802.11ac or 802.11g is chosen over 802.11n.

Bluetooth				
Test Mode	**Data Rate**	**Frequency (MHz)**	**Conducted Power (dBm)**	**Tune-up power (dBm)**
GFSK	1Mbps	2402	8.49	10.0
		2441	9.51	10.0
		2480	9.02	10.0
π/4 DQPSK	2Mbps	2402	8.48	10.0
		2441	9.46	10.0
		2480	8.01	10.0
8DPSK	3Mbps	2402	8.89	10.0
		2441	**9.89**	10.0
		2480	8.52	10.0

Bluetooth					
Test Mode	**Data Rate**	**Channel**	**Frequency (MHz)**	**Conducted Power (dBm)**	**Tune-up power (dBm)**
BLE	1Mbps	CH 00	2402	5.09	6.5
		CH 19	2440	**6.07**	6.5
		CH 39	2480	4.91	6.5
	2Mbps	CH 00	2402	5.32	6.5
		CH 19	2440	6.00	6.5
		CH 39	2480	4.67	6.5

Remark:

Bluetooth maximum output power is **9.89**dBm and Maximum Tune-Up output power is 10.0dBm. Per KDB 447498 D01 V06, the 1-g and 10-g SAR test exclusion thresholds for 100 MHz to 6 GHz at test separation distances ≤ 50 mm are determined by:

[(max. power of channel, including tune-up tolerance, mW)/(min. test separation distance, mm)] · [√f(GHz)] ≤ 3.0 for 1-g SAR and ≤ 7.5 for 10-g extremity SAR,where

- f(GHz) is the RF channel transmit frequency in GHz
- Power and distance are rounded to the nearest mW and mm before calculation
- The result is rounded to one decimal place for comparison

Bluetooth:

Tune-Up Power (dBm)	Max. Power (mW)	Distance (mm)	Frequency (GHz)	Result	Limit
10.0	10	5	2.48	3.15	3

The exclusion threshold is 3.15> 3, therefore, the RF exposure evaluation is required.

NFC				
Test Mode	**Channel(MHz)**	**Max. Field Strength dBuV/m (at 3m)**	**Conducted Power (dBm)**	**Tune- up power (dBm)**
NFC	13.56	61.44	-33.80	-33.0

Remark:

According to the KDB 447498 D01 V06, 4.3.1 c), for frequencies below 100 MHz, the following may be considered for SAR test exclusion (also illustrated in Appendix C):

Appendix C

***SAR Test Exclusion Thresholds* for < 100 MHz and < 200 mm**

Approximate SAR test exclusion power thresholds at selected frequencies and test separation distances are illustrated in the following table. The equation and threshold in 4.3.1 must be applied to determine SAR test exclusion.

MHz	< 50	50	60	70	80	90	100	110	120	130	140	150	160	170	180	190	mm
100	237	474	481	487	494	501	507	514	521	527	534	541	547	554	561	567	
50	308	617	625	634	643	651	660	669	677	686	695	703	712	721	729	738	
10	474	948	961	975	988	1001	1015	1028	1041	1055	1068	1081	1095	1108	1121	1135	
1	711	1422	1442	1462	1482	1502	1522	1542	1562	1582	1602	1622	1642	1662	1682	1702	mW
0.1	948	1896	1923	1949	1976	2003	2029	2056	2083	2109	2136	2163	2189	2216	2243	2269	
0.05	1019	2039	2067	2096	2125	2153	2182	2211	2239	2268	2297	2325	2354	2383	2411	2440	
0.01	1185	2370	2403	2437	2470	2503	2537	2570	2603	2637	2670	2703	2737	2770	2803	2837	

1) For test separation distances > 50 mm and <200 mm, the power threshold at the corresponding test separation distance at 100 MHz in step b) is multiplied by [1 + log(100/f(MHz)]

2) For test separation distances≤50 mm, the power threshold determined by the equation in c) 1) for 50 mm and 100 MHz is multiplied by 1/2

3) SAR measurement procedures are not established below 100MHz.

- Power and distance are rounded to the nearest mW and mm before calculation
- The result is rounded to one decimal place for comparison

NFC:

Tune-Up Power (dBm)	Max. Power (mW)	Distance (mm)	Frequency (MHz)	Limit(mW)
-33.0	0.0005	5	13.56	118.5

The exclusion threshold is 0.0005<118.5, therefore, the RF exposure evaluation is not required.

9.2 Test Results for Standalone SAR Test

Head SAR

GSM850 – Head SAR Test									
Plot No.	Mode	Test Position	Frequency		Output Power (dBm)	Rated Limit (dBm)	Scaling Factor	SAR1g (W/kg)	Scaled SAR1g (W/kg)
			CH.	MHz					
	GSM	Right Cheek	251	848.8	32.33	32.5	1.040	0.078	0.081
	GSM	Right Tilted	251	848.8	32.33	32.5	1.040	0.076	0.079
1.	GSM	Left Cheek	251	848.8	32.33	32.5	1.040	0.116	**0.121**
	GSM	Left Tilted	251	848.8	32.33	32.5	1.040	0.105	0.109
	GSM	Left Cheek	128	824.2	32.31	32.5	1.045	0.111	0.116
	GSM	Left Cheek	190	836.6	32.19	32.5	1.074	0.106	0.114

GPRS850 – Head SAR Test									
Plot No.	Mode	Test Position	Frequency		Output Power (dBm)	Rated Limit (dBm)	Scaling Factor	SAR1g (W/kg)	Scaled SAR1g (W/kg)
			CH.	MHz					
	GPRS_2TX	Right Cheek	251	848.8	29.69	30.0	1.074	0.065	0.070
	GPRS_2TX	Right Tilted	251	848.8	29.69	30.0	1.074	0.064	0.069
	GPRS_2TX	Left Cheek	251	848.8	29.69	30.0	1.074	0.056	0.060
	GPRS_2TX	Left Tilted	251	848.8	29.69	30.0	1.074	0.054	0.058
2.	GPRS_2TX	Right Cheek	128	824.2	29.64	30.0	1.086	0.068	**0.074**
	GPRS_2TX	Right Cheek	190	836.6	29.57	30.0	1.104	0.062	0.068

GSM1900 – Head SAR Test									
Plot No.	Mode	Test Position	Frequency		Output Power (dBm)	Rated Limit (dBm)	Scaling Factor	SAR1g (W/kg)	Scaled SAR1g (W/kg)
			CH.	M Hz					
	GSM	Right Cheek	512	1850.2	29.52	30.0	1.117	0.084	0.094
	GSM	Right Tilted	512	1850.2	29.52	30.0	1.117	0.076	0.085
3.	GSM	Left Cheek	512	1850.2	29.52	30.0	1.117	0.161	**0.180**
	GSM	Left Tilted	512	1850.2	29.52	30.0	1.117	0.143	0.160
	GSM	Right Cheek	661	1880	29.34	30.0	1.164	0.138	0.161
	GSM	Right Cheek	810	1909.8	29.06	30.0	1.242	0.128	0.159

GPRS1900– Head SAR Test									
Plot No.	Mode	Test Position	Frequency		Output Power (dBm)	Rated Limit (dBm)	Scaling Factor	SAR1g (W/kg)	Scaled SAR1g (W/kg)
			CH.	MHz					
	GPRS_2TX	Right Cheek	512	1850.2	27.02	27.5	1.117	0.049	0.055
	GPRS_2TX	Right Tilted	512	1850.2	27.02	27.5	1.117	0.035	0.039
4.	GPRS_2TX	Left Cheek	512	1850.2	27.02	27.5	1.117	0.112	**0.125**
	GPRS_2TX	Left Tilted	512	1850.2	27.02	27.5	1.117	0.101	0.113
	GPRS_2TX	Left Cheek	661	1880	26.74	27.5	1.191	0.097	0.116
	GPRS_2TX	Left Cheek	810	1909.8	26.49	27.5	1.262	0.092	0.116

WCDMA Band 2 – Head SAR Test									
Plot No.	Mode	Test Position	Frequency		Output Power (dBm)	Rated Limit (dBm)	Scaling Factor	SAR1g (W/kg)	Scaled SAR1g (W/kg)
			CH.	MHz					
	RMC	Right Cheek	9262	1852.4	22.46	22.5	1.009	0.096	0.097
	RMC	Right Tilted	9262	1852.4	22.46	22.5	1.009	0.085	0.086
5.	RMC	Left Cheek	9262	1852.4	22.46	22.5	1.009	0.273	**0.276**
	RMC	Left Tilted	9262	1852.4	22.46	22.5	1.009	0.254	0.256
	RMC	Left Cheek	9400	1880.0	22.23	22.5	1.064	0.257	0.273
	RMC	Left Cheek	9538	1907.6	21.98	22.5	1.127	0.244	0.275

WCDMA Band 5 – Head SAR Test									
Plot No.	Mode	Test Position	Frequency		Output Power (dBm)	Rated Limit (dBm)	Scaling Factor	SAR1g (W/kg)	Scaled SAR1g (W/kg)
			CH.	MHz					
	RMC	Right Cheek	4233	846.6	22.40	22.5	1.023	0.092	0.094
	RMC	Right Tilted	4233	846.6	22.40	22.5	1.023	0.088	0.090
	RMC	Left Cheek	4233	846.6	22.40	22.5	1.023	0.093	0.095
	RMC	Left Tilted	4233	846.6	22.40	22.5	1.023	0.091	0.093
	RMC	Left Cheek	4132	826.4	22.25	22.5	1.059	0.095	0.101
6.	RMC	Left Cheek	4183	836.4	22.34	22.5	1.038	0.099	**0.103**

LTE Band 2– Head SAR Test								
Plot No.	Mode	Test Position	Frequency	Output Power	Rated Limit	Scaling Factor	SAR1g	Scaled SAR1g
	Modulation, Bandwidth		MHz	(dBm)	(dBm)		(W/kg)	(W/kg)
	QPSK 20MHz 1RB	Right Cheek	1860	22.71	23.0	1.069	0.235	0.251
	QPSK 20MHz 1RB	Right Tilted	1860	22.71	23.0	1.069	0.224	0.239
	QPSK 20MHz 1RB	Left Cheek	1860	22.71	23.0	1.069	0.641	0.685
	QPSK 20MHz 1RB	Left Tilted	1860	22.71	23.0	1.069	0.622	0.665
7.	QPSK 20MHz 1RB	Left Cheek	1880	22.36	23.0	1.159	0.597	**0.692**
	QPSK 20MHz 1RB	Left Cheek	1900	22.38	23.0	1.153	0.586	0.676
	QPSK 20MHz 50%RB	Right Cheek	1860	22.71	23.0	1.069	0.219	0.234
	QPSK 20MHz 50%RB	Right Tilted	1860	22.71	23.0	1.069	0.205	0.219
	QPSK 20MHz 50%RB	Left Cheek	1860	22.71	23.0	1.069	0.624	0.667
	QPSK 20MHz 50%RB	Left Tilted	1860	22.71	23.0	1.069	0.601	0.643
	QPSK 20MHz 50%RB	Left Cheek	1880	22.36	23.0	1.159	0.572	0.663
	QPSK 20MHz 50%RB	Left Cheek	1900	22.38	23.0	1.153	0.569	0.656

LTE Band 4– Head SAR Test								
Plot No.	Mode	Test Position	Frequency	Output Power	Rated Limit	Scaling Factor	SAR1g	Scaled SAR1g
	Modulation, Bandwidth		MHz	(dBm)	(dBm)		(W/kg)	(W/kg)
	QPSK 20MHz 1RB	Right Cheek	1720	22.77	23.0	1.054	0.259	0.273
	QPSK 20MHz 1RB	Right Tilted	1720	22.77	23.0	1.054	0.242	0.255
8.	QPSK 20MHz 1RB	Left Cheek	1720	22.77	23.0	1.054	0.531	**0.560**
	QPSK 20MHz 1RB	Left Tilted	1720	22.77	23.0	1.054	0.512	0.540
	QPSK 20MHz 1RB	Left Cheek	1732.5	22.60	23.0	1.096	0.503	0.552
	QPSK 20MHz 1RB	Left Cheek	1745	22.64	23.0	1.086	0.498	0.541
	QPSK 20MHz 50%RB	Right Cheek	1720	22.77	23.0	1.054	0.237	0.250
	QPSK 20MHz 50%RB	Right Tilted	1720	22.77	23.0	1.054	0.221	0.233
	QPSK 20MHz 50%RB	Left Cheek	1720	22.77	23.0	1.054	0.509	0.537
	QPSK 20MHz 50%RB	Left Tilted	1720	22.77	23.0	1.054	0.487	0.513
	QPSK 20MHz 50%RB	Left Cheek	1732.5	22.60	23.0	1.096	0.486	0.533
	QPSK 20MHz 50%RB	Left Cheek	1745	22.64	23.0	1.086	0.472	0.513

LTE Band 5– Head SAR Test								
Plot No.	Mode	Test Position	Frequency	Output Power	Rated Limit	Scaling Factor	SAR1g	Scaled SAR1g
	Modulation, Bandwidth		MHz	(dBm)	(dBm)		(W/kg)	(W/kg)
	QPSK 10MHz 1RB	Right Cheek	844	22.90	23.0	1.023	0.096	0.098
	QPSK 10MHz 1RB	Right Tilted	844	22.90	23.0	1.023	0.091	0.093
	QPSK 10MHz 1RB	Left Cheek	844	22.90	23.0	1.023	0.098	0.100
	QPSK 10MHz 1RB	Left Tilted	844	22.90	23.0	1.023	0.095	0.097
	QPSK 10MHz 1RB	Left Cheek	829	22.63	23.0	1.089	0.102	0.111
9.	QPSK 10MHz 1RB	Left Cheek	836.5	22.71	23.0	1.069	0.105	**0.112**
	QPSK 10MHz 50%RB	Right Cheek	844	22.90	23.0	1.023	0.095	0.097
	QPSK 10MHz 50%RB	Right Tilted	844	22.90	23.0	1.023	0.090	0.092
	QPSK 10MHz 50%RB	Left Cheek	844	22.90	23.0	1.023	0.091	0.093
	QPSK 10MHz 50%RB	Left Tilted	844	22.90	23.0	1.023	0.086	0.088
	QPSK 10MHz 50%RB	Left Cheek	829	22.63	23.0	1.089	0.099	0.108
	QPSK 10MHz 50%RB	Left Cheek	836.5	22.71	23.0	1.069	0.094	0.100

LTE Band 7– Head SAR Test								
Plot No.	Mode	Test Position	Frequency	Output Power	Rated Limit	Scaling Factor	SAR1g	Scaled SAR1g
	Modulation, Bandwidth		MHz	(dBm)	(dBm)		(W/kg)	(W/kg)
	QPSK 20MHz 1RB	Right Cheek	2535	22.70	23.0	1.072	0.237	0.254
	QPSK 20MHz 1RB	Right Tilted	2535	22.70	23.0	1.072	0.215	0.230
10.	QPSK 20MHz 1RB	Left Cheek	2535	22.70	23.0	1.072	0.356	**0.381**
	QPSK 20MHz 1RB	Left Tilted	2535	22.70	23.0	1.072	0.341	0.365
	QPSK 20MHz 1RB	Left Cheek	2510	22.43	23.0	1.140	0.292	0.333
	QPSK 20MHz 1RB	Left Cheek	2560	22.40	23.0	1.148	0.263	0.302
	QPSK 20MHz 50%RB	Right Cheek	2535	22.70	23.0	1.072	0.223	0.239
	QPSK 20MHz 50%RB	Right Tilted	2535	22.70	23.0	1.072	0.208	0.223
	QPSK 20MHz 50%RB	Left Cheek	2535	22.70	23.0	1.072	0.339	0.363
	QPSK 20MHz 50%RB	Left Tilted	2535	22.70	23.0	1.072	0.322	0.345
	QPSK 20MHz 50%RB	Left Cheek	2510	22.43	23.0	1.140	0.267	0.304
	QPSK 20MHz 50%RB	Left Cheek	2560	22.40	23.0	1.148	0.251	0.288

LTE Band 12– Head SAR Test								
Plot No.	Mode	Test Position	Frequency	Output Power	Rated Limit	Scaling Factor	SAR1g	Scaled SAR1g
	Modulation, Bandwidth		MHz	(dBm)	(dBm)		(W/kg)	(W/kg)
11.	QPSK 10MHz 1RB	Right Cheek	707.5	22.89	23.0	1.026	0.039	**0.040**
	QPSK 10MHz 1RB	Right Tilted	707.5	22.89	23.0	1.026	0.037	0.038
	QPSK 10MHz 1RB	Left Cheek	707.5	22.89	23.0	1.026	0.034	0.035
	QPSK 10MHz 1RB	Left Tilted	707.5	22.89	23.0	1.026	0.031	0.032
	QPSK 10MHz 1RB	Right Cheek	704	22.89	23.0	1.026	0.041	0.042
	QPSK 10MHz 1RB	Right Cheek	711	22.89	23.0	1.026	0.037	0.038
	QPSK 10MHz 50%RB	Right Cheek	707.5	22.89	23.0	1.026	0.035	0.036
	QPSK 10MHz 50%RB	Right Tilted	707.5	22.89	23.0	1.026	0.032	0.033
	QPSK 10MHz 50%RB	Left Cheek	707.5	22.89	23.0	1.026	0.031	0.032
	QPSK 10MHz 50%RB	Left Tilted	707.5	22.89	23.0	1.026	0.029	0.030
	QPSK 10MHz 50%RB	Right Cheek	704	22.89	23.0	1.026	0.038	0.039
	QPSK 10MHz 50%RB	Right Cheek	711	22.89	23.0	1.026	0.035	0.036

LTE Band 17– Head SAR Test								
Plot No.	Mode	Test Position	Frequency	Output Power	Rated Limit	Scaling Factor	SAR1g	Scaled SAR1g
	Modulation, Bandwidth		MHz	(dBm)	(dBm)		(W/kg)	(W/kg)
	QPSK 10MHz 1RB	Right Cheek	711	22.97	23.0	1.007	0.030	0.030
	QPSK 10MHz 1RB	Right Tilted	711	22.97	23.0	1.007	0.028	0.028
	QPSK 10MHz 1RB	Left Cheek	711	22.97	23.0	1.007	0.032	0.032
	QPSK 10MHz 1RB	Left Tilted	711	22.97	23.0	1.007	0.031	0.031
12.	QPSK 10MHz 1RB	Left Cheek	709	22.93	23.0	1.016	0.035	**0.036**
	QPSK 10MHz 1RB	Left Cheek	710	22.90	23.0	1.023	0.031	0.032
	QPSK 10MHz 50%RB	Right Cheek	711	22.97	23.0	1.007	0.027	0.027
	QPSK 10MHz 50%RB	Right Tilted	711	22.97	23.0	1.007	0.025	0.025
	QPSK 10MHz 50%RB	Left Cheek	711	22.97	23.0	1.007	0.029	0.029
	QPSK 10MHz 50%RB	Left Tilted	711	22.97	23.0	1.007	0.027	0.027
	QPSK 10MHz 50%RB	Left Cheek	709	22.93	23.0	1.016	0.030	0.030
	QPSK 10MHz 50%RB	Left Cheek	710	22.90	23.0	1.023	0.026	0.027

LTE Band 41– Head SAR Test								
Plot No.	Mode	Test Position	Frequency	Output Power	Rated Limit	Scaling Factor	SAR1g	Scaled SAR1g
	Modulation, Bandwidth		MHz	(dBm)	(dBm)		(W/kg)	(W/kg)
	QPSK 20MHz 1RB	Right Cheek	2680	22.73	23.0	1.064	0.107	0.114
	QPSK 20MHz 1RB	Right Tilted	2680	22.73	23.0	1.064	0.093	0.099
13.	QPSK 20MHz 1RB	Left Cheek	2680	22.73	23.0	1.064	0.255	**0.271**
	QPSK 20MHz 1RB	Left Tilted	2680	22.73	23.0	1.064	0.249	0.265
	QPSK 20MHz 1RB	Left Cheek	2506	22.32	23.0	1.169	0.231	0.270
	QPSK 20MHz 1RB	Left Cheek	2593	22.40	23.0	1.148	0.218	0.250
	QPSK 20MHz 50%RB	Right Cheek	2680	22.73	23.0	1.064	0.099	0.105
	QPSK 20MHz 50%RB	Right Tilted	2680	22.73	23.0	1.064	0.086	0.092
	QPSK 20MHz 50%RB	Left Cheek	2680	22.73	23.0	1.064	0.241	0.256
	QPSK 20MHz 50%RB	Left Tilted	2680	22.73	23.0	1.064	0.236	0.251
	QPSK 20MHz 50%RB	Left Cheek	2506	22.32	23.0	1.169	0.224	0.262
	QPSK 20MHz 50%RB	Left Cheek	2593	22.40	23.0	1.148	0.209	0.240

NR n2– Head SAR Test								
Plot No.	Mode	Test Position	Frequency	Output Power	Rated Limit	Scaling Factor	SAR1g	Scaled SAR1g
	Modulation, Bandwidth		MHz	(dBm)	(dBm)		(W/kg)	(W/kg)
	DFT-s-OFDM QPSK 20MHz 1RB	Right Cheek	1880	23.11	23.5	1.094	0.245	0.268
	DFT-s-OFDM QPSK 20MHz 1RB	Right Tilted	1880	23.11	23.5	1.094	0.226	0.247
14.	DFT-s-OFDM QPSK 20MHz 1RB	Left Cheek	1880	23.11	23.5	1.094	0.398	**0.435**
	DFT-s-OFDM QPSK 20MHz 1RB	Left Tilted	1880	23.11	23.5	1.094	0.375	0.410
	DFT-s-OFDM QPSK 20MHz 1RB	Left Cheek	1860	22.98	23.5	1.127	0.342	0.386
	DFT-s-OFDM QPSK 20MHz 1RB	Left Cheek	1900	23.04	23.5	1.112	0.357	0.397
	DFT-s-OFDM QPSK 20MHz 50%RB	Right Cheek	1880	23.11	23.5	1.094	0.234	0.256
	DFT-s-OFDM QPSK 20MHz 50%RB	Right Tilted	1880	23.11	23.5	1.094	0.218	0.238
	DFT-s-OFDM QPSK 20MHz 50%RB	Left Cheek	1880	23.11	23.5	1.094	0.387	0.423
	DFT-s-OFDM QPSK 20MHz 50%RB	Left Tilted	1880	23.11	23.5	1.094	0.365	0.399

	DFT-s-OFDM QPSK 20MHz 50%RB	Left Cheek	1860	22.98	23.5	1.127	0.335	0.378
	DFT-s-OFDM QPSK 20MHz 50%RB	Left Cheek	1900	23.04	23.5	1.112	0.341	0.379

NR n5– Head SAR Test								
Plot No.	**Mode**	**Test Position**	**Frequency**	**Output Power (dBm)**	**Rated Limit (dBm)**	**Scaling Factor**	**SAR1g (W/kg)**	**Scaled SAR1g (W/kg)**
	Modulation, Bandwidth		**MHz**					
15.	DFT-s-OFDM QPSK 20MHz 1RB	Right Cheek	836.5	22.85	23.0	1.035	0.071	**0.073**
	DFT-s-OFDM QPSK 20MHz 1RB	Right Tilted	836.5	22.85	23.0	1.035	0.068	0.070
	DFT-s-OFDM QPSK 20MHz 1RB	Left Cheek	836.5	22.85	23.0	1.035	0.063	0.065
	DFT-s-OFDM QPSK 20MHz 1RB	Left Tilted	836.5	22.85	23.0	1.035	0.060	0.062
	DFT-s-OFDM QPSK 20MHz 1RB	Right Cheek	834	22.82	23.0	1.042	0.065	0.068
	DFT-s-OFDM QPSK 20MHz 1RB	Right Cheek	839	22.77	23.0	1.054	0.064	0.067
	DFT-s-OFDM QPSK 20MHz 50%RB	Right Cheek	836.5	22.85	23.0	1.035	0.069	0.071
	DFT-s-OFDM QPSK 20MHz 50%RB	Right Tilted	836.5	22.85	23.0	1.035	0.064	0.066
	DFT-s-OFDM QPSK 20MHz 50%RB	Left Cheek	836.5	22.85	23.0	1.035	0.060	0.062
	DFT-s-OFDM QPSK 20MHz 50%RB	Left Tilted	836.5	22.85	23.0	1.035	0.058	0.060
	DFT-s-OFDM QPSK 20MHz 50%RB	Right Cheek	834	22.82	23.0	1.042	0.059	0.061
	DFT-s-OFDM QPSK 20MHz 50%RB	Right Cheek	839	22.77	23.0	1.054	0.057	0.060

NR n66– Head SAR Test								
Plot No.	Mode	Test Position	Frequency	Output Power	Rated Limit	Scaling Factor	SAR1g	Scaled SAR1g
	Modulation, Bandwidth		MHz	(dBm)	(dBm)		(W/kg)	(W/kg)
	DFT-s-OFDM QPSK 30MHz 1RB	Right Cheek	1745	23.60	24.0	1.096	0.347	0.380
	DFT-s-OFDM QPSK 30MHz 1RB	Right Tilted	1745	23.60	24.0	1.096	0.338	0.371
16.	DFT-s-OFDM QPSK 30MHz 1RB	Left Cheek	1745	23.60	24.0	1.096	0.475	**0.521**
	DFT-s-OFDM QPSK 30MHz 1RB	Left Tilted	1745	23.60	24.0	1.096	0.451	0.495
	DFT-s-OFDM QPSK 30MHz 1RB	Left Cheek	1725	23.5	24.0	1.122	0.558	0.626
	DFT-s-OFDM QPSK 30MHz 1RB	Left Cheek	1765	23.34	24.0	1.164	0.370	0.431
	DFT-s-OFDM QPSK 30MHz 50%RB	Right Cheek	1745	23.60	24.0	1.096	0.340	0.373
	DFT-s-OFDM QPSK 30MHz 50%RB	Right Tilted	1745	23.60	24.0	1.096	0.330	0.362
	DFT-s-OFDM QPSK 30MHz 50%RB	Left Cheek	1745	23.60	24.0	1.096	0.462	0.507
	DFT-s-OFDM QPSK 30MHz 50%RB	Left Tilted	1745	23.60	24.0	1.096	0.448	0.491
	DFT-s-OFDM QPSK 30MHz 50%RB	Left Cheek	1725	23.5	24.0	1.122	0.546	0.613
	DFT-s-OFDM QPSK 30MHz 50%RB	Left Cheek	1765	23.34	24.0	1.164	0.359	0.418

NR n71– Head SAR Test								
Plot No.	Mode	Test Position	Frequency	Output Power	Rated Limit	Scaling Factor	SAR1g	Scaled SAR1g
	Modulation, Bandwidth		MHz	(dBm)	(dBm)		(W/kg)	(W/kg)
17.	DFT-s-OFDM QPSK 30MHz 1RB	Right Cheek	688	22.91	23.0	1.021	0.204	**0.208**
	DFT-s-OFDM QPSK 30MHz 1RB	Right Tilted	688	22.91	23.0	1.021	0.200	0.204
	DFT-s-OFDM QPSK 30MHz 1RB	Left Cheek	688	22.91	23.0	1.021	0.198	0.202
	DFT-s-OFDM QPSK 30MHz 1RB	Left Tilted	688	22.91	23.0	1.021	0.193	0.197
	DFT-s-OFDM QPSK 30MHz 1RB	Right Cheek	673	22.77	23.0	1.054	0.174	0.183
	DFT-s-OFDM QPSK 30MHz 1RB	Right Cheek	680.5	22.82	23.0	1.042	0.185	0.193
	DFT-s-OFDM QPSK 30MHz 50%RB	Right Cheek	688	22.91	23.0	1.021	0.199	0.203
	DFT-s-OFDM QPSK 30MHz 50%RB	Right Tilted	688	22.91	23.0	1.021	0.194	0.198
	DFT-s-OFDM QPSK 30MHz 50%RB	Left Cheek	688	22.91	23.0	1.021	0.187	0.191
	DFT-s-OFDM QPSK 30MHz 50%RB	Left Tilted	688	22.91	23.0	1.021	0.182	0.186
	DFT-s-OFDM QPSK 30MHz 50%RB	Right Cheek	673	22.77	23.0	1.054	0.162	0.171
	DFT-s-OFDM QPSK 30MHz 50%RB	Right Cheek	680.5	22.82	23.0	1.042	0.177	0.184

NR n41(2496-2690MHz)– Head SAR Test								
Plot No.	Mode	Test Position	Frequency	Output Power	Rated Limit	Scaling Factor	SAR1g	Scaled SAR1g
	Modulation, Bandwidth		MHz	(dBm)	(dBm)		(W/kg)	(W/kg)
18.	DFT-s-OFDM QPSK 100MHz 1RB	Right Cheek	2593	25.92	26.0	1.019	0.058	**0.059**
	DFT-s-OFDM QPSK 100MHz 1RB	Right Tilted	2593	25.92	26.0	1.019	0.052	0.053
	DFT-s-OFDM QPSK 100MHz 1RB	Left Cheek	2593	25.92	26.0	1.019	0.044	0.045
	DFT-s-OFDM QPSK 100MHz 1RB	Left Tilted	2593	25.92	26.0	1.019	0.040	0.041
	DFT-s-OFDM QPSK 20MHz 50%RB	Right Cheek	2593	25.92	26.0	1.019	0.050	0.051
	DFT-s-OFDM QPSK 20MHz 50%RB	Right Tilted	2593	25.92	26.0	1.019	0.046	0.047
	DFT-s-OFDM QPSK 20MHz 50%RB	Left Cheek	2593	25.92	26.0	1.019	0.039	0.040
	DFT-s-OFDM QPSK 20MHz 50%RB	Left Tilted	2593	25.92	26.0	1.019	0.035	0.036

NR n77(3450-3550MHz)– Head SAR Test								
Plot No.	Mode	Test Position	Frequency	Output Power	Rated Limit	Scaling Factor	SAR1g	Scaled SAR1g
	Modulation, Bandwidth		MHz	(dBm)	(dBm)		(W/kg)	(W/kg)
19.	DFT-s-OFDM QPSK 100MHz 1RB	Right Cheek	3500	25.66	26.0	1.081	0.084	**0.091**
	DFT-s-OFDM QPSK 100MHz 1RB	Right Tilted	3500	25.66	26.0	1.081	0.081	0.088
	DFT-s-OFDM QPSK 100MHz 1RB	Left Cheek	3500	25.66	26.0	1.081	0.055	0.059
	DFT-s-OFDM QPSK 100MHz 1RB	Left Tilted	3500	25.66	26.0	1.081	0.052	0.056
	DFT-s-OFDM QPSK 100MHz 50%RB	Right Cheek	3500	25.66	26.0	1.081	0.082	0.089
	DFT-s-OFDM QPSK 100MHz 50%RB	Right Tilted	3500	25.66	26.0	1.081	0.078	0.084
	DFT-s-OFDM QPSK 100MHz 50%RB	Left Cheek	3500	25.66	26.0	1.081	0.053	0.057
	DFT-s-OFDM QPSK 100MHz 50%RB	Left Tilted	3500	25.66	26.0	1.081	0.049	0.053

NR n77(3700-3980MHz)– Head SAR Test								
Plot No.	Mode	Test Position	Frequency	Output Power	Rated Limit	Scaling Factor	SAR1g	Scaled SAR1g
	Modulation, Bandwidth		MHz	(dBm)	(dBm)		(W/kg)	(W/kg)
20.	DFT-s-OFDM QPSK 100MHz 1RB	Right Cheek	3750	25.56	26.0	1.107	0.079	**0.087**
	DFT-s-OFDM QPSK 100MHz 1RB	Right Tilted	3750	25.56	26.0	1.107	0.074	0.082
	DFT-s-OFDM QPSK 100MHz 1RB	Left Cheek	3750	25.56	26.0	1.107	0.049	0.054
	DFT-s-OFDM QPSK 100MHz 1RB	Left Tilted	3750	25.56	26.0	1.107	0.043	0.048
	DFT-s-OFDM QPSK 100MHz 50%RB	Right Cheek	3750	25.56	26.0	1.107	0.075	0.083
	DFT-s-OFDM QPSK 100MHz 50%RB	Right Tilted	3750	25.56	26.0	1.107	0.071	0.079
	DFT-s-OFDM QPSK 100MHz 50%RB	Left Cheek	3750	25.56	26.0	1.107	0.046	0.051
	DFT-s-OFDM QPSK 100MHz 50%RB	Left Tilted	3750	25.56	26.0	1.107	0.041	0.045

NR n78(3450-3550MHz)–Head SAR Test								
Plot No.	Mode	Test Position	Frequency	Output Power	Rated Limit	Scaling Factor	SAR1g	Scaled SAR1g
	Modulation, Bandwidth		MHz	(dBm)	(dBm)		(W/kg)	(W/kg)
21.	DFT-s-OFDM QPSK 100MHz 1RB	Right Cheek	3550	25.53	26.0	1.114	0.106	**0.118**
	DFT-s-OFDM QPSK 100MHz 1RB	Right Tilted	3550	25.53	26.0	1.114	0.102	0.114
	DFT-s-OFDM QPSK 100MHz 1RB	Left Cheek	3550	25.53	26.0	1.114	0.072	0.080
	DFT-s-OFDM QPSK 100MHz 1RB	Left Tilted	3550	25.53	26.0	1.114	0.069	0.077
	DFT-s-OFDM QPSK 100MHz 50%RB	Right Cheek	3550	25.53	26.0	1.114	0.101	0.113
	DFT-s-OFDM QPSK 100MHz 50%RB	Right Tilted	3550	25.53	26.0	1.114	0.095	0.106
	DFT-s-OFDM QPSK 100MHz 50%RB	Left Cheek	3550	25.53	26.0	1.114	0.065	0.072
	DFT-s-OFDM QPSK 100MHz 50%RB	Left Tilted	3550	25.53	26.0	1.114	0.058	0.065

NR n78(3700-3800MHz)–Head SAR Test								
Plot No.	Mode Modulation, Bandwidth	Test Position	Frequency MHz	Output Power (dBm)	Rated Limit (dBm)	Scaling Factor	SAR1g (W/kg)	Scaled SAR1g (W/kg)
22.	DFT-s-OFDM QPSK 100MHz 1RB	Right Cheek	3750	25.92	26.0	1.019	0.083	**0.085**
	DFT-s-OFDM QPSK 100MHz 1RB	Right Tilted	3750	25.92	26.0	1.019	0.082	0.084
	DFT-s-OFDM QPSK 100MHz 1RB	Left Cheek	3750	25.92	26.0	1.019	0.062	0.063
	DFT-s-OFDM QPSK 100MHz 1RB	Left Tilted	3750	25.92	26.0	1.019	0.061	0.062
	DFT-s-OFDM QPSK 100MHz 50%RB	Right Cheek	3750	25.92	26.0	1.019	0.079	0.080
	DFT-s-OFDM QPSK 100MHz 50%RB	Right Tilted	3750	25.92	26.0	1.019	0.077	0.078
	DFT-s-OFDM QPSK 100MHz 50%RB	Left Cheek	3750	25.92	26.0	1.019	0.059	0.060
	DFT-s-OFDM QPSK 100MHz 50%RB	Left Tilted	3750	25.92	26.0	1.019	0.056	0.057

DC_2A_n41A(2496-2690MHz)–Head SAR Test								
Plot No.	Mode Modulation, Bandwidth	Test Position	Frequency MHz	Output Power (dBm)	Rated Limit (dBm)	Scaling Factor	SAR1g (W/kg)	Scaled SAR1g (W/kg)
23.	DFT-s-OFDM 16QAM 100MHz 1RB	Right Cheek	2593	25.02	26.0	1.253	0.056	**0.070**
	DFT-s-OFDM 16QAM 100MHz 1RB	Right Tilted	2593	25.02	26.0	1.253	0.053	0.066
	DFT-s-OFDM 16QAM 100MHz 1RB	Left Cheek	2593	25.02	26.0	1.253	0.032	0.040
	DFT-s-OFDM 16QAM 100MHz 1RB	Left Tilted	2593	25.02	26.0	1.253	0.029	0.036
	DFT-s-OFDM 16QAM 20MHz 50%RB	Right Cheek	2593	25.02	26.0	1.253	0.050	0.063
	DFT-s-OFDM 16QAM 20MHz 50%RB	Right Tilted	2593	25.02	26.0	1.253	0.047	0.059
	DFT-s-OFDM 16QAM 20MHz 50%RB	Left Cheek	2593	25.02	26.0	1.253	0.028	0.035
	DFT-s-OFDM 16QAM 20MHz 50%RB	Left Tilted	2593	25.02	26.0	1.253	0.026	0.033

DC_12A_n77A(3450-3550MHz)– Head SAR Test								
Plot No.	Mode	Test Position	Frequency	Output Power	Rated Limit	Scaling Factor	SAR1g	Scaled SAR1g
	Modulation, Bandwidth		MHz	(dBm)	(dBm)		(W/kg)	(W/kg)
24.	DFT-s-OFDM QPSK 100MHz 1RB	Right Cheek	3500	24.81	25.0	1.045	0.085	**0.089**
	DFT-s-OFDM QPSK 100MHz 1RB	Right Tilted	3500	24.81	25.0	1.045	0.081	0.085
	DFT-s-OFDM QPSK 100MHz 1RB	Left Cheek	3500	24.81	25.0	1.045	0.053	0.055
	DFT-s-OFDM QPSK 100MHz 1RB	Left Tilted	3500	24.81	25.0	1.045	0.051	0.053
	DFT-s-OFDM QPSK 100MHz 50%RB	Right Cheek	3500	24.81	25.0	1.045	0.081	0.085
	DFT-s-OFDM QPSK 100MHz 50%RB	Right Tilted	3500	24.81	25.0	1.045	0.079	0.083
	DFT-s-OFDM QPSK 100MHz 50%RB	Left Cheek	3500	24.81	25.0	1.045	0.046	0.048
	DFT-s-OFDM QPSK 100MHz 50%RB	Left Tilted	3500	24.81	25.0	1.045	0.045	0.047

DC_12A_n77A(3700-3980MHz)– Head SAR Test								
Plot No.	Mode	Test Position	Frequency	Output Power	Rated Limit	Scaling Factor	SAR1g	Scaled SAR1g
	Modulation, Bandwidth		MHz	(dBm)	(dBm)		(W/kg)	(W/kg)
25.	DFT-s-OFDM QPSK 100MHz 1RB	Right Cheek	3750	24.99	25.0	1.002	0.082	**0.082**
	DFT-s-OFDM QPSK 100MHz 1RB	Right Tilted	3750	24.99	25.0	1.002	0.078	0.078
	DFT-s-OFDM QPSK 100MHz 1RB	Left Cheek	3750	24.99	25.0	1.002	0.058	0.058
	DFT-s-OFDM QPSK 100MHz 1RB	Left Tilted	3750	24.99	25.0	1.002	0.055	0.055
	DFT-s-OFDM QPSK 100MHz 50%RB	Right Cheek	3750	24.99	25.0	1.002	0.080	0.080
	DFT-s-OFDM QPSK 100MHz 50%RB	Right Tilted	3750	24.99	25.0	1.002	0.075	0.075
	DFT-s-OFDM QPSK 100MHz 50%RB	Left Cheek	3750	24.99	25.0	1.002	0.055	0.055
	DFT-s-OFDM QPSK 100MHz 50%RB	Left Tilted	3750	24.99	25.0	1.002	0.051	0.051

DC_5A_n78A(3450-3550MHz)–Head SAR Test								
Plot No.	Mode	Test Position	Frequency	Output Power	Rated Limit	Scaling Factor	SAR1g	Scaled SAR1g
	Modulation, Bandwidth		MHz	(dBm)	(dBm)		(W/kg)	(W/kg)
26.	DFT-s-OFDM QPSK 100MHz 1RB	Right Cheek	3500	25.26	25.5	1.057	0.084	**0.089**
	DFT-s-OFDM QPSK 100MHz 1RB	Right Tilted	3500	25.26	25.5	1.057	0.082	0.087
	DFT-s-OFDM QPSK 100MHz 1RB	Left Cheek	3500	25.26	25.5	1.057	0.063	0.067
	DFT-s-OFDM QPSK 100MHz 1RB	Left Tilted	3500	25.26	25.5	1.057	0.058	0.061
	DFT-s-OFDM QPSK 100MHz 50%RB	Right Cheek	3500	25.26	25.5	1.057	0.082	0.087
	DFT-s-OFDM QPSK 100MHz 50%RB	Right Tilted	3500	25.26	25.5	1.057	0.079	0.083
	DFT-s-OFDM QPSK 100MHz 50%RB	Left Cheek	3500	25.26	25.5	1.057	0.058	0.061
	DFT-s-OFDM QPSK 100MHz 50%RB	Left Tilted	3500	25.26	25.5	1.057	0.056	0.059

DC_5A_n78A(3700-3800MHz)–Head SAR Test								
Plot No.	Mode	Test Position	Frequency	Output Power	Rated Limit	Scaling Factor	SAR1g	Scaled SAR1g
	Modulation, Bandwidth		MHz	(dBm)	(dBm)		(W/kg)	(W/kg)
27.	DFT-s-OFDM QPSK 100MHz 1RB	Right Cheek	3750	26.03	26.5	1.114	0.084	**0.094**
	DFT-s-OFDM QPSK 100MHz 1RB	Right Tilted	3750	26.03	26.5	1.114	0.081	0.090
	DFT-s-OFDM QPSK 100MHz 1RB	Left Cheek	3750	26.03	26.5	1.114	0.061	0.068
	DFT-s-OFDM QPSK 100MHz 1RB	Left Tilted	3750	26.03	26.5	1.114	0.054	0.060
	DFT-s-OFDM QPSK 100MHz 50%RB	Right Cheek	3750	26.03	26.5	1.114	0.081	0.090
	DFT-s-OFDM QPSK 100MHz 50%RB	Right Tilted	3750	26.03	26.5	1.114	0.079	0.088
	DFT-s-OFDM QPSK 100MHz 50%RB	Left Cheek	3750	26.03	26.5	1.114	0.058	0.065
	DFT-s-OFDM QPSK 100MHz 50%RB	Left Tilted	3750	26.03	26.5	1.114	0.055	0.061

WLAN 5.2GHz–Head SAR Test-ANT1									
Plot No.	Mode	Test Position	Frequency		Output Power (dBm)	Rated Limit (dBm)	Scaling Factor	SAR1g (W/kg)	Scaled SAR1g (W/kg)
			CH.	MHz					
28.	802.11a	Right Cheek	36	5180	14.04	14.5	1.112	0.259	**0.288**
	802.11a	Right Tilted	36	5180	14.04	14.5	1.112	0.251	0.279
	802.11a	Left Cheek	36	5180	14.04	14.5	1.112	0.205	0.228
	802.11a	Left Tilted	36	5180	14.04	14.5	1.112	0.199	0.221
	802.11a	Right Cheek	40	5200	13.95	14.5	1.135	0.238	0.270
	802.11a	Right Cheek	48	5240	13.46	14.5	1.271	0.231	0.294

WLAN 5.3GHz–Head SAR Test-ANT1									
Plot No.	Mode	Test Position	Frequency		Output Power (dBm)	Rated Limit (dBm)	Scaling Factor	SAR1g (W/kg)	Scaled SAR1g (W/kg)
			CH.	MHz					
29.	802.11a	Right Cheek	52	5260	13.39	13.5	1.026	0.291	**0.298**
	802.11a	Right Tilted	52	5260	13.39	13.5	1.026	0.287	0.294
	802.11a	Left Cheek	52	5260	13.39	13.5	1.026	0.210	0.215
	802.11a	Left Tilted	52	5260	13.39	13.5	1.026	0.200	0.205
	802.11a	Right Cheek	56	5280	13.07	13.5	1.104	0.267	0.295
	802.11a	Right Cheek	64	5320	12.32	13.5	1.312	0.221	0.290

WLAN 5.6GHz–Head SAR Test-ANT1									
Plot No.	Mode	Test Position	Frequency		Output Power (dBm)	Rated Limit (dBm)	Scaling Factor	SAR1g (W/kg)	Scaled SAR1g (W/kg)
			CH.	MHz					
30.	802.11a	Right Cheek	140	5700	16.22	16.5	1.067	0.337	**0.359**
	802.11a	Right Tilted	140	5700	16.22	16.5	1.067	0.324	0.346
	802.11a	Left Cheek	140	5700	16.22	16.5	1.067	0.291	0.310
	802.11a	Left Tilted	140	5700	16.22	16.5	1.067	0.285	0.304
	802.11a	Right Cheek	100	5500	13.24	13.5	1.062	0.274	0.291
	802.11a	Right Cheek	116	5580	14.31	14.5	1.045	0.298	0.311

WLAN 5.8GHz–Head SAR Test-ANT1									
Plot No.	Mode	Test Position	Frequency		Output Power (dBm)	Rated Limit (dBm)	Scaling Factor	SAR1g (W/kg)	Scaled SAR1g (W/kg)
			CH.	MHz					
	802.11ac -VHT80	Right Cheek	155	5755	16.31	16.5	1.045	0.310	0.324
	802.11ac -VHT80	Right Tilted	155	5755	16.31	16.5	1.045	0.297	0.310
31.	802.11ac -VHT80	Left Cheek	155	5755	16.31	16.5	1.045	0.313	**0.327**
	802.11ac -VHT80	Left Tilted	155	5755	16.31	16.5	1.045	0.305	0.319

WLAN 2.4GHz–Head SAR Test-ANT1									
Plot No.	Mode	Test Position	Frequency		Output Power (dBm)	Rated Limit (dBm)	Scaling Factor	SAR1g (W/kg)	Scaled SAR1g (W/kg)
			CH.	MHz					
32.	802.11b	Right Cheek	11	2462	15.94	16.0	1.014	0.287	**0.291**
	802.11b	Right Tilted	11	2462	15.94	16.0	1.014	0.275	0.279
	802.11b	Left Cheek	11	2462	15.94	16.0	1.014	0.117	0.119
	802.11b	Left Tilted	11	2462	15.94	16.0	1.014	0.103	0.104
	802.11b	Right Cheek	01	2412	15.92	16.0	1.019	0.263	0.268
	802.11b	Right Cheek	06	2437	15.86	16.0	1.033	0.249	0.257

WLAN 5.2GHz–Head SAR Test-ANT2									
Plot No.	Mode	Test Position	Frequency		Output Power (dBm)	Rated Limit (dBm)	Scaling Factor	SAR1g (W/kg)	Scaled SAR1g (W/kg)
			CH.	MHz					
33.	802.11ac -VHT80	Right Cheek	42	5210	15.76	16.0	1.057	0.139	**0.147**
	802.11ac -VHT80	Right Tilted	42	5210	15.76	16.0	1.057	0.132	0.139
	802.11ac -VHT80	Left Cheek	42	5210	15.76	16.0	1.057	0.125	0.132
	802.11ac -VHT80	Left Tilted	42	5210	15.76	16.0	1.057	0.119	0.126

WLAN 5.3GHz–Head SAR Test-ANT2									
Plot No.	Mode	Test Position	Frequency		Output Power (dBm)	Rated Limit (dBm)	Scaling Factor	SAR1g (W/kg)	Scaled SAR1g (W/kg)
			CH.	MHz					
34.	802.11ac -VHT80	Right Cheek	58	5290	16.28	16.5	1.052	0.165	**0.174**
	802.11ac -VHT80	Right Tilted	58	5290	16.28	16.5	1.052	0.159	0.167
	802.11ac -VHT80	Left Cheek	58	5290	16.28	16.5	1.052	0.133	0.140
	802.11ac -VHT80	Left Tilted	58	5290	16.28	16.5	1.052	0.128	0.135

WLAN 5.6GHz–Head SAR Test-ANT2									
Plot No.	Mode	Test Position	Frequency		Output Power (dBm)	Rated Limit (dBm)	Scaling Factor	SAR1g (W/kg)	Scaled SAR1g (W/kg)
			CH.	MHz					
35.	802.11ac -VHT80	Right Cheek	122	5610	16.81	17.0	1.045	0.133	**0.139**
	802.11ac -VHT80	Right Tilted	122	5610	16.81	17.0	1.045	0.128	0.134
	802.11ac -VHT80	Left Cheek	122	5610	16.81	17.0	1.045	0.107	0.112
	802.11ac -VHT80	Left Tilted	122	5610	16.81	17.0	1.045	0.095	0.099
	802.11ac -VHT80	Right Cheek	106	5530	16.01	17.0	1.256	0.104	0.131

WLAN 5.8GHz–Head SAR Test-ANT2									
Plot No.	Mode	Test Position	Frequency		Output Power (dBm)	Rated Limit (dBm)	Scaling Factor	SAR1g (W/kg)	Scaled SAR1g (W/kg)
			CH.	MHz					
36.	802.11ac -VHT80	Right Cheek	155	5755	16.62	17.0	1.091	0.144	**0.157**
	802.11ac -VHT80	Right Tilted	155	5755	16.62	17.0	1.091	0.131	0.143
	802.11ac -VHT80	Left Cheek	155	5755	16.62	17.0	1.091	0.101	0.110
	802.11ac -VHT80	Left Tilted	155	5755	16.62	17.0	1.091	0.092	0.100

WLAN 2.4GHz–Head SAR Test-ANT2									
Plot No.	Mode	Test Position	Frequency		Output Power (dBm)	Rated Limit (dBm)	Scaling Factor	SAR1g (W/kg)	Scaled SAR1g (W/kg)
			CH.	MHz					
37.	802.11b	Right Cheek	01	2412	16.33	16.5	1.040	0.119	**0.124**
	802.11b	Right Tilted	01	2412	16.33	16.5	1.040	0.108	0.112
	802.11b	Left Cheek	01	2412	16.33	16.5	1.040	0.081	0.084
	802.11b	Left Tilted	01	2412	16.33	16.5	1.040	0.074	0.077
	802.11b	Right Cheek	06	2437	15.95	16.5	1.135	0.105	0.119
	802.11b	Right Cheek	11	2462	16.00	16.5	1.122	0.108	0.121

Bluetooth–Head SAR Test								
Plot No.	Mode	Test Position	Frequency	Output Power (dBm)	Rated Limit (dBm)	Scaling Factor	SAR1g (W/kg)	Scaled SAR1g (W/kg)
			MHz					
38.	8DPSK	Right Cheek	2441	9.89	10.0	1.026	0.071	**0.073**
	8DPSK	Right Tilted	2441	9.89	10.0	1.026	0.065	0.067
	8DPSK	Left Cheek	2441	9.89	10.0	1.026	0.059	0.061
	8DPSK	Left Tilted	2441	9.89	10.0	1.026	0.054	0.055
	8DPSK	Right Cheek	2402	8.89	10.0	1.291	0.055	0.071
	8DPSK	Right Cheek	2480	8.52	10.0	1.406	0.051	0.072

Remark: Per KDB 447498 D01 v06, if the highest output channel SAR for each exposure position ≤ 0.8 W/kg other channels SAR tests are not necessary.

Body SAR

GSM850 (P1)– Body SAR Test (Gap: 0mm)									
Plot No.	Mode	Test Position	Frequency		Output Power (dBm)	Rated Limit (dBm)	Scaling Factor	SAR1g (W/kg)	Scaled SAR1g (W/kg)
			CH.	MHz					
	GSM	Back Face	251	848.8	32.33	32.5	1.040	0.503	0.523
39.	GSM	Front Face	251	848.8	32.33	32.5	1.040	0.854	**0.888**
	GSM	Left Side	251	848.8	32.33	32.5	1.040	0.326	0.339
	GSM	Bottom Side	251	848.8	32.33	32.5	1.040	0.363	0.377
	GSM	Front Face	128	824.2	32.31	32.5	1.045	0.751	0.785
	GSM	Front Face	190	836.6	32.19	32.5	1.074	0.768	0.825
	GPRS_2TX	Back Face	251	848.8	29.69	30.0	1.074	0.287	0.308
40.	GPRS_2TX	Front Face	251	848.8	29.69	30.0	1.074	0.508	**0.546**
	GPRS_2TX	Left Side	251	848.8	29.69	30.0	1.074	0.253	0.272
	GPRS_2TX	Bottom Side	251	848.8	29.69	30.0	1.074	0.277	0.297
	GPRS_2TX	Front Face	128	824.2	29.64	30.0	1.086	0.492	0.535
	GPRS_2TX	Front Face	190	836.6	29.57	30.0	1.104	0.515	0.569

GSM1900(P2)– Body SAR Test (Gap: 0mm)									
Plot No.	Mode	Test Position	Frequency		Output Power (dBm)	Rated Limit (dBm)	Scaling Factor	SAR1g (W/kg)	Scaled SAR1g (W/kg)
			CH.	MHz					
	GSM	Back Face	661	1880	24.35	24.5	1.035	0.112	0.116
41.	GSM	Front Face	661	1880	24.35	24.5	1.035	0.414	**0.429**
	GSM	Left Side	661	1880	24.35	24.5	1.035	0.129	0.134
	GSM	Bottom Side	661	1880	24.35	24.5	1.035	0.276	0.286
	GSM	Front Face	512	1850.2	24.24	24.5	1.062	0.401	0.426
	GSM	Front Face	810	1909.8	23.86	24.5	1.159	0.364	0.422
	GPRS_2TX	Back Face	661	1880	24.26	24.5	1.057	0.231	0.244
42.	GPRS_2TX	Front Face	661	1880	24.26	24.5	1.057	0.875	**0.925**
	GPRS_2TX	Left Side	661	1880	24.26	24.5	1.057	0.281	0.297
	GPRS_2TX	Bottom Side	661	1880	24.26	24.5	1.057	0.681	0.720
	GPRS_2TX	Front Face	512	1850.2	24.22	24.5	1.067	0.865	0.923
	GPRS_2TX	Front Face	810	1909.8	23.72	24.5	1.197	0.771	0.923

WCDMA Band 2(P2) – Body SAR Test (Gap: 0mm)									
Plot No.	Mode	Test Position	Frequency		Output Power (dBm)	Rated Limit (dBm)	Scaling Factor	SAR1g (W/kg)	Scaled SAR1g (W/kg)
			CH.	MHz					
	RMC 12.2k	Back Face	9262	1852.4	18.95	19.0	1.012	0.289	0.292
43.	RMC 12.2k	Front Face	9262	1852.4	18.95	19.0	1.012	0.874	**0.884**
	RMC 12.2k	Left Side	9262	1852.4	18.95	19.0	1.012	0.286	0.289
	RMC 12.2k	Bottom Side	9262	1852.4	18.95	19.0	1.012	0.631	0.638
	RMC 12.2k	Front Face	9400	1880.0	18.79	19.0	1.050	0.834	0.876
	RMC 12.2k	Front Face	9538	1907.6	18.59	19.0	1.099	0.759	0.834

WCDMA Band 5 (P1) – Body SAR Test (Gap: 0mm)									
Plot No.	Mode	Test Position	Frequency		Output Power (dBm)	Rated Limit (dBm)	Scaling Factor	SAR1g (W/kg)	Scaled SAR1g (W/kg)
			CH.	MHz					
	RMC 12.2k	Back Face	4233	846.6	22.40	22.5	1.023	0.486	0.497
44.	RMC 12.2k	Front Face	4233	846.6	22.40	22.5	1.023	0.849	**0.869**
	RMC 12.2k	Left Side	4233	846.6	22.40	22.5	1.023	0.453	0.464
	RMC 12.2k	Bottom Side	4233	846.6	22.40	22.5	1.023	0.487	0.498
	RMC 12.2k	Front Face	4132	826.4	22.25	22.5	1.059	0.791	0.838
	RMC 12.2k	Front Face	4183	836.4	22.34	22.5	1.038	0.815	0.846

LTE Band 2(P2)–Body SAR Test (Gap: 0mm)								
Plot No.	Mode	Test Position	Frequency	Output Power (dBm)	Rated Limit (dBm)	Scaling Factor	SAR1g (W/kg)	Scaled SAR1g (W/kg)
	Modulation, Bandwidth, RB		MHz					
	QPSK 20MHz 1RB	Back Face	1860	18.23	18.5	1.064	0.250	0.266
45.	QPSK 20MHz 1RB	Front Face	1860	18.23	18.5	1.064	0.864	**0.919**
	QPSK 20MHz 1RB	Left Side	1860	18.23	18.5	1.064	0.307	0.327
	QPSK 20MHz 1RB	Bottom Side	1860	18.23	18.5	1.064	0.582	0.619
	QPSK 20MHz 1RB	Front Face	1880	17.94	18.5	1.138	0.805	0.916
	QPSK 20MHz 1RB	Front Face	1900	17.80	18.5	1.175	0.781	0.918
	QPSK 20MHz 50%RB	Back Face	1860	18.23	18.5	1.064	0.241	0.256
	QPSK 20MHz 50%RB	Front Face	1860	18.23	18.5	1.064	0.842	0.896
	QPSK 20MHz 50%RB	Left Side	1860	18.23	18.5	1.064	0.295	0.314
	QPSK 20MHz 50%RB	Bottom Side	1860	18.23	18.5	1.064	0.563	0.599
	QPSK 20MHz 50%RB	Front Face	1880	17.94	18.5	1.138	0.783	0.891
	QPSK 20MHz 50%RB	Front Face	1900	17.80	18.5	1.175	0.760	0.893

LTE Band 4(P2)–Body SAR Test (Gap: 0mm)								
Plot No.	Mode	Test Position	Frequency	Output Power (dBm)	Rated Limit (dBm)	Scaling Factor	SAR1g (W/kg)	Scaled SAR1g (W/kg)
	Modulation, Bandwidth, RB		MHz					
	QPSK 20MHz 1RB	Back Face	1720	18.66	19.0	Factor	0.174	0.188
	QPSK 20MHz 1RB	Front Face	1720	18.66	19.0	1.081	0.776	0.839
	QPSK 20MHz 1RB	Left Side	1720	18.66	19.0	1.081	0.403	0.436
	QPSK 20MHz 1RB	Bottom Side	1720	18.66	19.0	1.081	0.661	0.715
	QPSK 20MHz 1RB	Front Face	1732.5	18.38	19.0	1.081	0.739	0.852
46.	QPSK 20MHz 1RB	Front Face	1745	18.39	19.0	1.153	0.773	**0.890**
	QPSK 20MHz 50%RB	Back Face	1720	18.66	19.0	Factor	0.165	0.178
	QPSK 20MHz 50%RB	Front Face	1720	18.66	19.0	1.081	0.748	0.809
	QPSK 20MHz 50%RB	Left Side	1720	18.66	19.0	1.081	0.384	0.415
	QPSK 20MHz 50%RB	Bottom Side	1720	18.66	19.0	1.081	0.641	0.693
	QPSK 20MHz 50%RB	Front Face	1732.5	18.38	19.0	1.081	0.718	0.828
	QPSK 20MHz 50%RB	Front Face	1745	18.39	19.0	1.153	0.758	0.872

LTE Band 5 (P1)–Body SAR Test (Gap: 0mm)								
Plot No.	Mode	Test Position	Frequency	Output Power (dBm)	Rated Limit (dBm)	Scaling Factor	SAR1g (W/kg)	Scaled SAR1g (W/kg)
	Modulation, Bandwidth, RB		MHz					
	QPSK 10MHz 1RB	Back Face	844	22.90	23.0	1.023	0.447	0.457
47.	QPSK 10MHz 1RB	Front Face	844	22.90	23.0	1.023	0.769	**0.787**
	QPSK 10MHz 1RB	Left Side	844	22.90	23.0	1.023	0.319	0.326
	QPSK 10MHz 1RB	Bottom Side	844	22.90	23.0	1.023	0.348	0.356
	QPSK 10MHz 1RB	Front Face	829	22.63	23.0	1.089	0.721	0.785
	QPSK 10MHz 1RB	Front Face	836.5	22.71	23.0	1.069	0.736	0.787
	QPSK 10MHz 50%RB	Back Face	844	22.90	23.0	1.023	0.428	0.438
	QPSK 10MHz 50%RB	Front Face	844	22.90	23.0	1.023	0.757	0.774
	QPSK 20MHz 50%RB	Left Side	844	22.90	23.0	1.023	0.308	0.315
	QPSK 20MHz 50%RB	Bottom Side	844	22.90	23.0	1.023	0.337	0.345
	QPSK 10MHz 50%RB	Front Face	829	22.63	23.0	1.089	0.709	0.772
	QPSK 10MHz 50%RB	Front Face	836.5	22.71	23.0	1.069	0.724	0.774

LTE Band 7(P2)–Body SAR Test (Gap: 0mm)								
Plot No.	Mode	Test Position	Frequency	Output Power (dBm)	Rated Limit (dBm)	Scaling Factor	SAR1g (W/kg)	Scaled SAR1g (W/kg)
	Modulation, Bandwidth, RB		MHz					
	16QAM 20MHz 1RB	Back Face	2535	18.36	18.5	1.033	0.226	0.233
48.	16QAM 20MHz 1RB	Front Face	2535	18.36	18.5	1.033	0.868	**0.896**
	16QAM 20MHz 1RB	Left Side	2535	18.36	18.5	1.033	0.406	0.419
	16QAM 20MHz 1RB	Bottom Side	2535	18.36	18.5	1.033	0.531	0.548
	16QAM 20MHz 1RB	Front Face	2510	18.07	18.5	1.104	0.735	0.811
	16QAM 20MHz 1RB	Front Face	2560	18.05	18.5	1.109	0.731	0.811
	16QAM 20MHz 50%RB	Back Face	2535	18.36	18.5	1.033	0.205	0.212
	16QAM 20MHz 50%RB	Front Face	2535	18.36	18.5	1.033	0.845	0.873
	16QAM 20MHz 50%RB	Left Side	2535	18.36	18.5	1.033	0.392	0.405
	16QAM 20MHz 50%RB	Bottom Side	2535	18.36	18.5	1.033	0.520	0.537
	16QAM 20MHz 50%RB	Front Face	2510	18.07	18.5	1.104	0.725	0.800
	16QAM 20MHz 50%RB	Front Face	2560	18.05	18.5	1.109	0.718	0.796

LTE Band 12 (P1)–Body SAR Test (Gap: 0mm)								
Plot No.	Mode	Test Position	Frequency	Output Power (dBm)	Rated Limit (dBm)	Scaling Factor	SAR1g (W/kg)	Scaled SAR1g (W/kg)
	Modulation, Bandwidth, RB		MHz					
	QPSK 10MHz 1RB	Back Face	707.5	22.89	23.0	1.026	0.104	0.107
49.	QPSK 10MHz 1RB	Front Face	707.5	22.89	23.0	1.026	0.356	**0.365**
	QPSK 10MHz 1RB	Left Side	707.5	22.89	23.0	1.026	0.086	0.088
	QPSK 10MHz 1RB	Bottom Side	707.5	22.89	23.0	1.026	0.091	0.093
	QPSK 10MHz 1RB	Front Face	704	22.89	23.0	1.026	0.345	0.354
	QPSK 10MHz 1RB	Front Face	711	22.89	23.0	1.026	0.367	0.377
	QPSK 10MHz 50%RB	Back Face	707.5	22.89	23.0	1.026	0.098	0.101
	QPSK 10MHz 50%RB	Front Face	707.5	22.89	23.0	1.026	0.342	0.351
	QPSK 20MHz 50%RB	Left Side	707.5	22.89	23.0	1.026	0.081	0.083
	QPSK 20MHz 50%RB	Bottom Side	707.5	22.89	23.0	1.026	0.085	0.087
	QPSK 10MHz 50%RB	Front Face	704	22.89	23.0	1.026	0.327	0.336
	QPSK 10MHz 50%RB	Front Face	711	22.89	23.0	1.026	0.351	0.360

LTE Band 17 (P1)–Body SAR Test (Gap: 0mm)								
Plot No.	Mode	Test Position	Frequency	Output Power (dBm)	Rated Limit (dBm)	Scaling Factor	SAR1g (W/kg)	Scaled SAR1g (W/kg)
	Modulation, Bandwidth, RB		MHz					
	QPSK 10MHz 1RB	Back Face	711	22.97	23.0	1.007	0.098	0.099
50.	QPSK 10MHz 1RB	Front Face	711	22.97	23.0	1.007	0.374	**0.377**
	QPSK 10MHz 1RB	Left Side	711	22.97	23.0	1.007	0.091	0.092
	QPSK 10MHz 1RB	Bottom Side	711	22.97	23.0	1.007	0.086	0.087
	QPSK 10MHz 1RB	Front Face	709	22.93	23.0	1.016	0.351	0.357
	QPSK 10MHz 1RB	Front Face	710	22.90	23.0	1.023	0.384	0.393
	QPSK 10MHz 50%RB	Back Face	711	22.97	23.0	1.007	0.092	0.093
	QPSK 10MHz 50%RB	Front Face	711	22.97	23.0	1.007	0.359	0.362
	QPSK 20MHz 50%RB	Left Side	711	22.97	23.0	1.007	0.085	0.086
	QPSK 20MHz 50%RB	Bottom Side	711	22.97	23.0	1.007	0.081	0.082
	QPSK 10MHz 50%RB	Front Face	709	22.93	23.0	1.016	0.337	0.342
	QPSK 10MHz 50%RB	Front Face	710	22.90	23.0	1.023	0.362	0.370

LTE Band 41(P2)–Body SAR Test (Gap: 0mm)								
Plot No.	Mode	Test Position	Frequency	Output Power (dBm)	Rated Limit (dBm)	Scaling Factor	SAR1g (W/kg)	Scaled SAR1g (W/kg)
	Modulation, Bandwidth, RB		MHz					
	QPSK 20MHz 1RB	Back Face	2506	18.27	18.5	1.054	0.271	0.286
51.	QPSK 20MHz 1RB	Front Face	2506	18.27	18.5	1.054	0.441	**0.465**
	QPSK 20MHz 1RB	Left Side	2506	18.27	18.5	1.054	0.265	0.279
	QPSK 20MHz 1RB	Bottom Side	2506	18.27	18.5	1.054	0.343	0.362
	QPSK 20MHz 1RB	Front Face	2593	18.02	18.5	1.117	0.411	0.459
	QPSK 20MHz 1RB	Front Face	2680	18.05	18.5	1.109	0.416	0.461
	QPSK 20MHz 50%RB	Back Face	2506	18.27	18.5	1.054	0.264	0.278
	QPSK 20MHz 50%RB	Front Face	2506	18.27	18.5	1.054	0.428	0.451
	QPSK 20MHz 50%RB	Left Side	2506	18.27	18.5	1.054	0.251	0.265
	QPSK 20MHz 50%RB	Bottom Side	2506	18.27	18.5	1.054	0.319	0.336
	QPSK 20MHz 50%RB	Front Face	2593	18.02	18.5	1.117	0.405	0.452
	QPSK 20MHz 50%RB	Front Face	2680	18.05	18.5	1.109	0.399	0.443

NR n2(P2)–Body SAR Test (Gap: 0mm)								
Plot No.	Mode	Test Position	Frequency	Output Power (dBm)	Rated Limit (dBm)	Scaling Factor	SAR1g (W/kg)	Scaled SAR1g (W/kg)
	Modulation, Bandwidth, RB		MHz					
	DFT-s-OFDM 16QAM 20MHz 1RB	Back Face	1880	20.24	20.5	1.062	0.238	0.253
52.	DFT-s-OFDM 16QAM 20MHz 1RB	Front Face	1880	20.24	20.5	1.062	0.834	**0.886**
	DFT-s-OFDM 16QAM 20MHz 1RB	Left Side	1880	20.24	20.5	1.062	0.303	0.322
	DFT-s-OFDM 16QAM 20MHz 1RB	Bottom Side	1880	20.24	20.5	1.062	0.640	0.679
	DFT-s-OFDM 16QAM 20MHz 1RB	Front Face	1860	20.10	20.5	1.096	0.783	0.858
	DFT-s-OFDM 16QAM 20MHz 1RB	Front Face	1900	20.20	20.5	1.072	0.776	0.832
	DFT-s-OFDM 16QAM 20MHz 50%RB	Back Face	1880	20.24	20.5	1.062	0.224	0.238
	DFT-s-OFDM 16QAM 20MHz 50%RB	Front Face	1880	20.24	20.5	1.062	0.814	0.864
	DFT-s-OFDM 16QAM 20MHz 50%RB	Left Side	1880	20.24	20.5	1.062	0.295	0.313
	DFT-s-OFDM 16QAM 20MHz 50%RB	Bottom Side	1880	20.24	20.5	1.062	0.624	0.662
	DFT-s-OFDM 16QAM 20MHz 50%RB	Front Face	1860	20.10	20.5	1.096	0.761	0.834
	DFT-s-OFDM 16QAM 20MHz 50%RB	Front Face	1900	20.20	20.5	1.072	0.759	0.814

NR n5(P2)–Body SAR Test (Gap: 0mm)								
Plot No.	Mode	Test Position	Frequency	Output Power (dBm)	Rated Limit (dBm)	Scaling Factor	SAR1g (W/kg)	Scaled SAR1g (W/kg)
	Modulation, Bandwidth, RB		MHz					
	DFT-s-OFDM QPSK 20MHz 1RB	Back Face	836.5	19.68	20.0	1.076	0.182	0.196
53.	DFT-s-OFDM QPSK 20MHz 1RB	Front Face	836.5	19.68	20.0	1.076	0.680	**0.732**
	DFT-s-OFDM QPSK 20MHz 1RB	Left Side	836.5	19.68	20.0	1.076	0.081	0.087
	DFT-s-OFDM QPSK 20MHz 1RB	Bottom Side	836.5	19.68	20.0	1.076	0.328	0.353
	DFT-s-OFDM QPSK 20MHz 1RB	Front Face	834	19.65	20.0	1.084	0.664	0.720
	DFT-s-OFDM QPSK 20MHz 1RB	Front Face	839	19.6	20.0	1.096	0.653	0.716
	DFT-s-OFDM QPSK 20MHz 50%RB	Back Face	836.5	19.68	20.0	1.076	0.179	0.193
	DFT-s-OFDM QPSK 20MHz 50%RB	Front Face	836.5	19.68	20.0	1.076	0.675	0.727
	DFT-s-OFDM QPSK 20MHz 50%RB	Left Side	836.5	19.68	20.0	1.076	0.077	0.083
	DFT-s-OFDM QPSK 20MHz 50%RB	Bottom Side	836.5	19.68	20.0	1.076	0.319	0.343
	DFT-s-OFDM QPSK 20MHz 50%RB	Front Face	834	19.65	20.0	1.084	0.642	0.696
	DFT-s-OFDM QPSK 20MHz 50%RB	Front Face	839	19.6	20.0	1.096	0.638	0.700

NR n66(P2)–Body SAR Test (Gap: 0mm)								
Plot No.	Mode	Test Position	Frequency	Output Power (dBm)	Rated Limit (dBm)	Scaling Factor	SAR1g (W/kg)	Scaled SAR1g (W/kg)
	Modulation, Bandwidth, RB		MHz					
	DFT-s-OFDM QPSK 30MHz 1RB	Back Face	1745	20.69	21.0	1.074	0.210	0.226
54.	DFT-s-OFDM QPSK 30MHz 1RB	Front Face	1745	20.69	21.0	1.074	0.811	**0.871**
	DFT-s-OFDM QPSK 30MHz 1RB	Left Side	1745	20.69	21.0	1.074	0.408	0.438
	DFT-s-OFDM QPSK 30MHz 1RB	Bottom Side	1745	20.69	21.0	1.074	0.542	0.582
	DFT-s-OFDM QPSK 30MHz 1RB	Front Face	1725	20.59	21.0	1.099	0.724	0.796
	DFT-s-OFDM QPSK 30MHz 1RB	Front Face	1765	20.43	21.0	1.140	0.683	0.779
	DFT-s-OFDM QPSK 30MHz 50%RB	Back Face	1745	20.69	21.0	1.074	0.198	0.213
	DFT-s-OFDM QPSK 30MHz 50%RB	Front Face	1745	20.69	21.0	1.074	0.802	0.861
	DFT-s-OFDM QPSK 30MHz 50%RB	Left side	1745	20.69	21.0	1.074	0.374	0.402
	DFT-s-OFDM QPSK 30MHz 50%RB	Bottom side	1745	20.69	21.0	1.074	0.525	0.564
	DFT-s-OFDM QPSK 30MHz 50%RB	Front Face	1725	20.59	21.0	1.099	0.693	0.762
	DFT-s-OFDM QPSK 30MHz 50%RB	Front Face	1765	20.43	21.0	1.140	0.665	0.758

NR n71 (P1)–Body SAR Test (Gap: 0mm)								
Plot No.	**Mode**	**Test Position**	**Frequency**	**Output Power (dBm)**	**Rated Limit (dBm)**	**Scaling Factor**	**SAR1g (W/kg)**	**Scaled SAR1g (W/kg)**
	Modulation, Bandwidth, RB		**MHz**					
	DFT-s-OFDM QPSK 20MHz 1RB	Back Face	688	22.91	23.0	1.021	0.591	0.603
55.	DFT-s-OFDM QPSK 20MHz 1RB	Front Face	688	22.91	23.0	1.021	0.851	**0.869**
	DFT-s-OFDM QPSK 20MHz 1RB	Left side	688	22.91	23.0	1.021	0.267	0.273
	DFT-s-OFDM QPSK 20MHz 1RB	Bottom side	688	22.91	23.0	1.021	0.340	0.347
	DFT-s-OFDM QPSK 20MHz 1RB	Front Face	673	22.77	23.0	1.054	0.824	0.868
	DFT-s-OFDM QPSK 20MHz 1RB	Front Face	680.5	22.82	23.0	1.042	0.809	0.843
	DFT-s-OFDM QPSK 20MHz 50%RB	Back Face	688	22.91	23.0	1.021	0.587	0.599
	DFT-s-OFDM QPSK 20MHz 50%RB	Front Face	688	22.91	23.0	1.021	0.849	0.867
	DFT-s-OFDM QPSK 20MHz 50%RB	Left side	688	22.91	23.0	1.021	0.258	0.263
	DFT-s-OFDM QPSK 20MHz 50%RB	Bottom side	688	22.91	23.0	1.021	0.337	0.344
	DFT-s-OFDM QPSK 20MHz 50%RB	Front Face	673	22.77	23.0	1.054	0.803	0.846
	DFT-s-OFDM QPSK 20MHz 50%RB	Front Face	680.5	22.82	23.0	1.042	0.798	0.832

NR n41(2496-2690MHz(P1))–Body SAR Test (Gap: 0mm)								
Plot No.	Mode	Test Position	Frequency	Output Power (dBm)	Rated Limit (dBm)	Scaling Factor	SAR1g (W/kg)	Scaled SAR1g (W/kg)
	Modulation, Bandwidth, RB		MHz					
	DFT-s-OFDM QPSK 100MHz 1RB	Back Face	2593	25.92	26.0	1.019	0.129	0.131
	DFT-s-OFDM QPSK 100MHz 1RB	Front Face	2593	25.92	26.0	1.019	0.183	0.186
56.	DFT-s-OFDM QPSK 100MHz 1RB	Right side	2593	25.92	26.0	1.019	0.359	**0.366**
	DFT-s-OFDM QPSK 20MHz 50%RB	Back Face	2593	25.92	26.0	1.019	0.121	0.123
	DFT-s-OFDM QPSK 20MHz 50%RB	Front Face	2593	25.92	26.0	1.019	0.174	0.177
	DFT-s-OFDM QPSK 20MHz 50%RB	Right side	2593	25.92	26.0	1.019	0.342	0.348

NR n77(3450-3550MHz)–Body SAR Test (Gap: 0mm)								
Plot No.	Mode	Test Position	Frequency	Output Power (dBm)	Rated Limit (dBm)	Scaling Factor	SAR1g (W/kg)	Scaled SAR1g (W/kg)
	Modulation, Bandwidth, RB		MHz					
	DFT-s-OFDM QPSK 100MHz 1RB	Back Face	3500	25.66	26.0	1.081	0.213	0.230
	DFT-s-OFDM QPSK 100MHz 1RB	Front Face	3500	25.66	26.0	1.081	0.345	0.373
57.	DFT-s-OFDM QPSK 100MHz 1RB	Right side	3500	25.66	26.0	1.081	0.834	**0.902**
	DFT-s-OFDM QPSK 20MHz 50%RB	Back Face	3500	25.66	26.0	1.081	0.209	0.226
	DFT-s-OFDM QPSK 20MHz 50%RB	Front Face	3500	25.66	26.0	1.081	0.337	0.364
	DFT-s-OFDM QPSK 20MHz 50%RB	Right side	3500	25.66	26.0	1.081	0.812	0.878

NR n77(3700-3980MHz) (P1)–Body SAR Test (Gap: 0mm)								
Plot No.	Mode	Test Position	Frequency	Output Power (dBm)	Rated Limit (dBm)	Scaling Factor	SAR1g (W/kg)	Scaled SAR1g (W/kg)
	Modulation, Bandwidth, RB		MHz					
	DFT-s-OFDM QPSK 100MHz 1RB	Back Face	3750	25.56	26.0	1.107	0.210	0.232
	DFT-s-OFDM QPSK 100MHz 1RB	Front Face	3750	25.56	26.0	1.107	0.325	0.360
58.	DFT-s-OFDM QPSK 100MHz 1RB	Right side	3750	25.56	26.0	1.107	0.758	**0.839**
	DFT-s-OFDM QPSK 100MHz 1RB	Right side	3840	25.22	26.0	1.197	0.678	0.811
	DFT-s-OFDM QPSK 100MHz 1RB	Right side	3930	23.85	26.0	1.641	0.508	0.833
	DFT-s-OFDM QPSK 100MHz 50%RB	Back Face	3750	25.56	26.0	1.107	0.205	0.227
	DFT-s-OFDM QPSK 100MHz 50%RB	Front Face	3750	25.56	26.0	1.107	0.314	0.348
	DFT-s-OFDM QPSK 100MHz 50%RB	Right side	3750	25.56	26.0	1.107	0.745	0.825
	DFT-s-OFDM QPSK 100MHz 50%RB	Right side	3840	25.22	26.0	1.197	0.647	0.774
	DFT-s-OFDM QPSK 100MHz 50%RB	Right side	3930	23.85	26.0	1.641	0.499	0.819

NR n78(3450-3550MHz) (P1)–Body SAR Test (Gap: 0mm)								
Plot No.	Mode	Test Position	Frequency	Output Power (dBm)	Rated Limit (dBm)	Scaling Factor	SAR1g (W/kg)	Scaled SAR1g (W/kg)
	Modulation, Bandwidth, RB		MHz					
	DFT-s-OFDM QPSK 100MHz 1RB	Back Face	3550	25.53	26.0	1.114	0.212	0.236
	DFT-s-OFDM QPSK 100MHz 1RB	Front Face	3550	25.53	26.0	1.114	0.327	0.364
59.	DFT-s-OFDM QPSK 100MHz 1RB	Right side	3550	25.53	26.0	1.114	0.769	**0.857**
	DFT-s-OFDM QPSK 100MHz 50%RB	Back Face	3550	25.53	26.0	1.114	0.208	0.232
	DFT-s-OFDM QPSK 100MHz 50%RB	Front Face	3550	25.53	26.0	1.114	0.316	0.352
	DFT-s-OFDM QPSK	Right side	3550	25.53	26.0	1.114	0.751	0.837

	100MHz 50%RB							

NR n78(3700-3800MHz) (P1)–Body SAR Test (Gap: 0mm)								
Plot No.	**Mode**	**Test Position**	**Frequency**	**Output Power (dBm)**	**Rated Limit (dBm)**	**Scaling Factor**	**SAR1g (W/kg)**	**Scaled SAR1g (W/kg)**
	Modulation, Bandwidth, RB		**MHz**					
	DFT-s-OFDM QPSK 100MHz 1RB	Back Face	3750	25.92	26.0	1.019	0.200	0.204
	DFT-s-OFDM QPSK 100MHz 1RB	Front Face	3750	25.92	26.0	1.019	0.304	0.310
60.	DFT-s-OFDM QPSK 100MHz 1RB	Right side	3750	25.92	26.0	1.019	0.700	**0.713**
	DFT-s-OFDM QPSK 100MHz 50%RB	Back Face	3750	25.92	26.0	1.019	0.197	0.201
	DFT-s-OFDM QPSK 100MHz 50%RB	Front Face	3750	25.92	26.0	1.019	0.299	0.305
	DFT-s-OFDM QPSK 100MHz 50%RB	Right side	3750	25.92	26.0	1.019	0.697	0.710

DC_2A_n41A(2496-2690MHz) (P1)–Body SAR Test (Gap: 0mm)								
Plot No.	**Mode**	**Test Position**	**Frequency**	**Output Power (dBm)**	**Rated Limit (dBm)**	**Scaling Factor**	**SAR1g (W/kg)**	**Scaled SAR1g (W/kg)**
	Modulation, Bandwidth, RB		**MHz**					
	DFT-s-OFDM 16QAM 100MHz 1RB	Back Face	2593	25.02	26.0	1.253	0.078	0.098
	DFT-s-OFDM 16QAM 100MHz 1RB	Front Face	2593	25.02	26.0	1.253	0.160	0.200
61.	DFT-s-OFDM 16QAM 100MHz 1RB	Right side	2593	25.02	26.0	1.253	0.393	**0.492**
	DFT-s-OFDM 16QAM 20MHz 50%RB	Back Face	2593	25.02	26.0	1.253	0.071	0.089
	DFT-s-OFDM 16QAM 20MHz 50%RB	Front Face	2593	25.02	26.0	1.253	0.145	0.182
	DFT-s-OFDM 16QAM 20MHz 50%RB	Right side	2593	25.02	26.0	1.253	0.383	0.480

DC_12A_n77A(3450-3550MHz) (P1)–Body SAR Test (Gap: 0mm)								
Plot No.	Mode	Test Position	Frequency	Output Power (dBm)	Rated Limit (dBm)	Scaling Factor	SAR1g (W/kg)	Scaled SAR1g (W/kg)
	Modulation, Bandwidth, RB		MHz					
	DFT-s-OFDM QPSK 100MHz 1RB	Back Face	3500	24.81	25.0	1.045	0.145	0.152
	DFT-s-OFDM QPSK 100MHz 1RB	Front Face	3500	24.81	25.0	1.045	0.236	0.247
62.	DFT-s-OFDM QPSK 100MHz 1RB	Right side	3500	24.81	25.0	1.045	0.777	**0.812**
	DFT-s-OFDM QPSK 100MHz 50%RB	Back Face	3500	24.81	25.0	1.045	0.140	0.146
	DFT-s-OFDM QPSK 100MHz 50%RB	Front Face	3500	24.81	25.0	1.045	0.231	0.241
	DFT-s-OFDM QPSK 100MHz 50%RB	Right side	3500	24.81	25.0	1.045	0.772	0.807

DC_12A_n77A(3700-3980MHz) (P1)–Body SAR Test (Gap: 0mm)								
Plot No.	Mode	Test Position	Frequency	Output Power (dBm)	Rated Limit (dBm)	Scaling Factor	SAR1g (W/kg)	Scaled SAR1g (W/kg)
	Modulation, Bandwidth, RB		MHz					
	DFT-s-OFDM QPSK 100MHz 1RB	Back Face	3750	24.99	25.0	1.002	0.134	0.134
	DFT-s-OFDM QPSK 100MHz 1RB	Front Face	3750	24.99	25.0	1.002	0.225	0.225
63.	DFT-s-OFDM QPSK 100MHz 1RB	Right side	3750	24.99	25.0	1.002	0.685	**0.686**
	DFT-s-OFDM QPSK 100MHz 50%RB	Back Face	3750	24.99	25.0	1.002	0.129	0.129
	DFT-s-OFDM QPSK 100MHz 50%RB	Front Face	3750	24.99	25.0	1.002	0.220	0.220
	DFT-s-OFDM QPSK 100MHz 50%RB	Right side	3750	24.99	25.0	1.002	0.673	0.674

DC_5A_n78A(3450-3550MHz) (P1)–Body SAR Test (Gap: 0mm)								
Plot No.	Mode	Test Position	Frequency	Output Power (dBm)	Rated Limit (dBm)	Scaling Factor	SAR1g (W/kg)	Scaled SAR1g (W/kg)
	Modulation, Bandwidth, RB		MHz					
	DFT-s-OFDM QPSK 100MHz 1RB	Back Face	3500	25.26	25.5	1.057	0.120	0.127
	DFT-s-OFDM QPSK 100MHz 1RB	Front Face	3500	25.26	25.5	1.057	0.214	0.226
64.	DFT-s-OFDM QPSK 100MHz 1RB	Right side	3500	25.26	25.5	1.057	0.556	**0.588**
	DFT-s-OFDM QPSK 100MHz 50%RB	Back Face	3500	25.26	25.5	1.057	0.118	0.125
	DFT-s-OFDM QPSK 100MHz 50%RB	Front Face	3500	25.26	25.5	1.057	0.209	0.221
	DFT-s-OFDM QPSK 100MHz 50%RB	Right side	3500	25.26	25.5	1.057	0.550	0.581

DC_5A_n78A(3700-3800MHz) (P1)–Body SAR Test (Gap: 0mm)								
Plot No.	Mode	Test Position	Frequency	Output Power (dBm)	Rated Limit (dBm)	Scaling Factor	SAR1g (W/kg)	Scaled SAR1g (W/kg)
	Modulation, Bandwidth, RB		MHz					
	DFT-s-OFDM PI/2 BPSK 100MHz 1RB	Back Face	3750	26.03	26.5	1.114	0.118	0.131
	DFT-s-OFDM PI/2 BPSK 100MHz 1RB	Front Face	3750	26.03	26.5	1.114	0.209	0.233
65.	DFT-s-OFDM PI/2 BPSK 100MHz 1RB	Right side	3750	26.03	26.5	1.114	0.543	**0.605**
	DFT-s-OFDM PI/2 BPSK 100MHz 50%RB	Back Face	3750	26.03	26.5	1.114	0.110	0.123
	DFT-s-OFDM PI/2 BPSK 100MHz 50%RB	Front Face	3750	26.03	26.5	1.114	0.202	0.225
	DFT-s-OFDM PI/2 BPSK 100MHz 50%RB	Right side	3750	26.03	26.5	1.114	0.539	0.601

WLAN 5.2GHz –Body SAR Test(0mm)-ANT1									
Plot No.	Mode	Test Position	Frequency		Output Power (dBm)	Rated Limit (dBm)	Scaling Factor	SAR1g (W/kg)	Scaled SAR1g (W/kg)
			CH.	MHz					
	802.11a	Back Face	36	5180	14.04	14.5	1.112	0.134	0.149
	802.11a	Front Face	36	5180	14.04	14.5	1.112	0.294	0.327
66.	802.11a	Left Side	36	5180	14.04	14.5	1.112	0.476	**0.529**
	802.11a	Top side	36	5180	14.04	14.5	1.112	0.139	0.155
	802.11a	Front Face	40	5200	13.95	14.5	1.135	0.441	0.501
	802.11a	Front Face	48	5240	13.46	14.5	1.271	0.407	0.517

WLAN 5.3GHz –Body SAR Test(0mm) –ANT1									
Plot No.	Mode	Test Position	Frequency		Output Power (dBm)	Rated Limit (dBm)	Scaling Factor	SAR1g (W/kg)	Scaled SAR1g (W/kg)
			CH.	MHz					
	802.11a	Back Face	52	5260	13.39	13.5	1.026	0.163	0.167
	802.11a	Front Face	52	5260	13.39	13.5	1.026	0.301	0.309
67.	802.11a	Left Side	52	5260	13.39	13.5	1.026	0.508	**0.521**
	802.11a	Top side	52	5260	13.39	13.5	1.026	0.235	0.241
	802.11a	Front Face	56	5280	13.07	13.5	1.104	0.456	0.503
	802.11a	Front Face	64	5320	12.32	13.5	1.312	0.387	0.508

WLAN 5.6GHz –Body SAR Test(0mm) - ANT1									
Plot No.	Mode	Test Position	Frequency		Output Power (dBm)	Rated Limit (dBm)	Scaling Factor	SAR1g (W/kg)	Scaled SAR1g (W/kg)
			CH.	MHz					
	802.11a	Back Face	140	5700	16.22	16.5	1.067	0.144	0.154
	802.11a	Front Face	140	5700	16.22	16.5	1.067	0.308	0.329
68.	802.11a	Left Side	140	5700	16.22	16.5	1.067	0.539	**0.575**
	802.11a	Top side	140	5700	16.22	16.5	1.067	0.198	0.211
	802.11a	Front Face	100	5500	13.24	13.5	1.062	0.498	0.529
	802.11a	Front Face	116	5580	14.31	14.5	1.045	0.512	0.535

WLAN 5.8GHz –Body SAR Test(0mm) - ANT1									
Plot No.	Mode	Test Position	Frequency		Output Power (dBm)	Rated Limit (dBm)	Scaling Factor	SAR1g (W/kg)	Scaled SAR1g (W/kg)
			CH.	MHz					
	802.11ac-V HT80	Back Face	155	5755	16.31	16.5	1.045	0.179	0.187
	802.11ac-V HT80	Front Face	155	5755	16.31	16.5	1.045	0.312	0.326
69.	802.11ac-V HT80	Left Side	155	5755	16.31	16.5	1.045	0.527	**0.551**
	802.11ac-V HT80	Top side	155	5755	16.31	16.5	1.045	0.269	0.281

WLAN 2.4GHz –Body SAR Test(0mm) –ANT1									
Plot No.	Mode	Test Position	Frequency		Output Power (dBm)	Rated Limit (dBm)	Scaling Factor	SAR1g (W/kg)	Scaled SAR1g (W/kg)
			CH.	MHz					
	802.11b	Back Face	11	2462	15.94	16.0	1.014	0.108	0.110
70.	802.11b	Front Face	11	2462	15.94	16.0	1.014	0.258	**0.262**
	802.11b	Left Side	11	2462	15.94	16.0	1.014	0.129	0.131
	802.11b	Top side	11	2462	15.94	16.0	1.014	0.162	0.164
	802.11b	Front Face	01	2412	15.92	16.0	1.019	0.241	0.245
	802.11b	Front Face	06	2437	15.86	16.0	1.033	0.237	0.245

WLAN 5.2GHz –Body SAR Test(0mm)-ANT2									
Plot No.	Mode	Test Position	Frequency		Output Power (dBm)	Rated Limit (dBm)	Scaling Factor	SAR1g (W/kg)	Scaled SAR1g (W/kg)
			CH.	MHz					
	802.11ac-V HT80	Back Face	42	5210	15.76	16.0	1.057	0.138	0.146
	802.11ac-V HT80	Front Face	42	5210	15.76	16.0	1.057	0.284	0.300
71.	802.11ac-V HT80	Left Side	42	5210	15.76	16.0	1.057	0.481	**0.508**

WLAN 5.3GHz –Body SAR Test(0mm) –ANT2									
Plot No.	Mode	Test Position	Frequency		Output Power (dBm)	Rated Limit (dBm)	Scaling Factor	SAR1g (W/kg)	Scaled SAR1g (W/kg)
			CH.	MHz					
	802.11ac-V HT80	Back Face	58	5290	16.28	16.5	1.052	0.167	0.176
	802.11ac-V HT80	Front Face	58	5290	16.28	16.5	1.052	0.308	0.324
72.	802.11ac-V HT80	Left Side	58	5290	16.28	16.5	1.052	0.497	**0.523**

WLAN 5.6GHz –Body SAR Test(0mm) –ANT2									
Plot No.	Mode	Test Position	Frequency		Output Power (dBm)	Rated Limit (dBm)	Scaling Factor	SAR1g (W/kg)	Scaled SAR1g (W/kg)
			CH.	MHz					
	802.11ac-V HT80	Back Face	122	5610	16.81	17.0	1.045	0.183	0.191
	802.11ac-V HT80	Front Face	122	5610	16.81	17.0	1.045	0.247	0.258
73.	802.11ac-V HT80	Left Side	122	5610	16.81	17.0	1.045	0.464	**0.485**

WLAN 5.8GHz –Body SAR Test(0mm) –ANT2									
Plot No.	Mode	Test Position	Frequency		Output Power (dBm)	Rated Limit (dBm)	Scaling Factor	SAR1g (W/kg)	Scaled SAR1g (W/kg)
			CH.	MHz					
	802.11ac-V HT80	Back Face	155	5755	16.62	17.0	1.091	0.132	0.144
	802.11ac-V HT80	Front Face	155	5755	16.62	17.0	1.091	0.179	0.195
74.	802.11ac-V HT80	Left Side	155	5755	16.62	17.0	1.091	0.447	**0.488**

WLAN 2.4GHz –Body SAR Test(0mm) –ANT2									
Plot No.	Mode	Test Position	Frequency		Output Power (dBm)	Rated Limit (dBm)	Scaling Factor	SAR1g (W/kg)	Scaled SAR1g (W/kg)
			CH.	MHz					
75.	802.11b	Back Face	01	2412	16.33	16.5	1.040	0.283	**0.294**
	802.11b	Front Face	01	2412	16.33	16.5	1.040	0.110	0.114
	802.11b	Left Side	01	2412	16.33	16.5	1.040	0.252	0.262
	802.11b	Back Face	06	2437	15.95	16.5	1.135	0.243	0.276
	802.11b	Back Face	11	2462	16.00	16.5	1.122	0.254	0.285

Bluetooth –Body SAR Test(0mm)								
Plot No.	Mode	Test Position	Frequency MHz	Output Power (dBm)	Rated Limit (dBm)	Scaling Factor	SAR1g (W/kg)	Scaled SAR1g (W/kg)
	8DPSK	Back Face	2441	9.89	10.0	1.026	0.068	0.070
76.	8DPSK	Front Face	2441	9.89	10.0	1.026	0.102	**0.105**
	8DPSK	Left Side	2441	9.89	10.0	1.026	0.078	0.080
	8DPSK	Top side	2441	9.89	10.0	1.026	0.061	0.063
	8DPSK	Front Face	2402	8.89	10.0	1.291	0.081	0.105
	8DPSK	Front Face	2480	8.52	10.0	1.406	0.072	0.101

Remark: Per KDB 447498 D01 v06, if the highest output channel SAR for each exposure position ≤ 0.8 W/kg other channels SAR tests are not necessary.

Repeated SAR

GSM850 – Body SAR Test (Gap: 0mm)							
Mode	Test Position	Frequency MHz	SAR1g (W/kg)	Repeated SAR		Ratio	
				1	2	1	2
GSM	Front Face	848.8	0.854	0.834	/	1.024	/

GSM1900(P2)– Body SAR Test (Gap: 0mm)							
Mode	Test Position	Frequency MHz	SAR1g (W/kg)	Repeated SAR		Ratio	
				1	2	1	2
GPRS_2TX	Front Face	1880	0.875	0.843	/	1.038	/
GPRS_2TX	Front Face	1850.2	0.865	0.841	/	1.029	/

WCDMA Band 2(P2) – Body SAR Test (Gap: 0mm)							
Mode	Test Position	Frequency MHz	SAR1g (W/kg)	Repeated SAR		Ratio	
				1	2	1	2
RMC 12.2k	Front Face	1852.4	0.874	0.861	/	1.015	/
RMC 12.2k	Front Face	1880.0	0.834	0.805	/	1.036	/

WCDMA Band 5 – Body SAR Test (Gap: 0mm)							
Mode	Test Position	Frequency MHz	SAR1g (W/kg)	Repeated SAR		Ratio	
				1	2	1	2
RMC 12.2k	Front Face	846.6	0.849	0.831	/	1.022	/
RMC 12.2k	Front Face	836.4	0.815	0.798	/	1.021	/

LTE Band 2(P2)–Body SAR Test (Gap: 0mm)							
Mode	Test Position	Frequency MHz	SAR1g (W/kg)	Repeated SAR		Ratio	
				1	2	1	2
QPSK 20MHz 1RB	Front Face	1860	0.864	0.834	/	1.036	/
QPSK 20MHz 1RB	Front Face	1880	0.805	0.786	/	1.024	/
QPSK 20MHz 50%RB	Front Face	1860	0.842	0.827	/	1.018	/

LTE Band 7(P2)–Body SAR Test (Gap: 0mm)							
Mode	Test Position	Frequency MHz	SAR1g (W/kg)	Repeated SAR		Ratio	
				1	2	1	2
16QAM 20MHz 1RB	Front Face	2535	0.868	0.839	/	1.035	/
16QAM 20MHz 50%RB	Front Face	2535	0.845	0.824	/	1.025	/

NR n2(P2)–Body SAR Test (Gap: 0mm)							
Mode	Test Position	Frequency MHz	SAR1g (W/kg)	Repeated SAR		Ratio	
				1	2	1	2
DFT-s-OFDM 16QAM 20MHz 1RB	Front Face	1880	0.834	0.815	/	1.023	/
DFT-s-OFDM 16QAM 20MHz 50%RB	Front Face	1880	0.814	0.799	/	1.019	/

NR n66(P2)–Body SAR Test (Gap: 0mm)							
Mode	Test Position	Frequency MHz	SAR1g (W/kg)	Repeated SAR		Ratio	
				1	2	1	2
DFT-s-OFDM QPSK 30MHz 1RB	Front Face	1745	0.811	0.796	/	1.019	/
DFT-s-OFDM QPSK 30MHz 50%RB	Front Face	1745	0.802	0.785	/	1.022	/

NR n71–Body SAR Test (Gap: 0mm)							
Mode	Test Position	Frequency MHz	SAR1g (W/kg)	Repeated SAR		Ratio	
				1	2	1	2
DFT-s-OFDM QPSK 20MHz 1RB	Front Face	688	0.851	0.834	/	1.020	/
DFT-s-OFDM QPSK 20MHz 1RB	Front Face	673	0.824	0.805	/	1.024	/
DFT-s-OFDM QPSK 20MHz 1RB	Front Face	680.5	0.809	0.793	/	1.020	/
DFT-s-OFDM QPSK 20MHz 50%RB	Front Face	688	0.849	0.824	/	1.030	/
DFT-s-OFDM QPSK 20MHz 50%RB	Front Face	673	0.803	0.788	/	1.019	/

NR n77(3450-3550MHz)–Body SAR Test (Gap: 0mm)							
Mode	Test Position	Frequency MHz	SAR1g (W/kg)	Repeated SAR		Ratio	
				1	2	1	2
DFT-s-OFDM QPSK 100MHz 1RB	Right side	3500	0.834	0.821	/	1.016	/
DFT-s-OFDM QPSK 20MHz 50%RB	Right side	3500	0.812	0.787	/	1.032	/

Remark:1. Per KDB 447498 D01 v06, if the highest output channel SAR for each exposure position ≤ 0.8 W/kg other channels SAR tests are not necessary.
2. Repeated measurement is not required when the original highest measured SAR is < 0.80 W/kg; steps 3) through 5) do not apply.
3. When the original highest measured SAR is ≥ 0.80 W/kg, repeat that measurement once.
4. Perform a second repeated measurement only if the ratio of largest to smallest SAR for the original and first repeated measurements is > 1.20 or when the original or repeated measurement is≥ 1.45 W/kg (~ 10% from the 1-g SAR limit).
5. Perform a third repeated measurement only if the original, first or second repeated measurement is ≥ 1.5 W/kg and the ratio of largest to smallest SAR for the original, first and second repeated measurements is > 1.20.

9.3 Simultaneous Multi-band Transmission SAR Analysis

List of Mode for Simultaneous Multi-band Transmission

No.	Configurations	Head SAR	Body SAR
1	GSM(Voice/Data) + WLAN ANT1(2.4G /5G)(Data) + WLAN ANT2(2.4G/5G)(Data) + NFC(Data)	Yes	Yes
2	WCDMA (Voice/Data) + WLAN ANT1(2.4 G /5G)(Data) + WLAN ANT2(2.4G/5G)(Data) + NFC(Data)	Yes	Yes
3	LTE(Data) + WLAN ANT1(2.4G /5G)(Data) + WLAN ANT2(2.4G/5G)(Data) + NFC(Data)	Yes	Yes
4	NR(Data) + WLAN ANT1(2.4G /5G)(Data) + WLAN ANT2(2.4G/5G)(Data) + NFC(Data)	Yes	Yes
5	GSM(Voice/Data) + Bluetooth(Data) + WLAN ANT2(2.4G/5G)(Data) + NFC(Data)	Yes	Yes
6	WCDMA (Voice/Data) + Bluetooth(Data) WLAN ANT2(2.4G/5G)(Data) + NFC(Data)	Yes	Yes
7	LTE(Data) + Bluetooth(Data) WLAN ANT2(2.4G/5G)(Data) + NFC(Data)	Yes	Yes
8	NR(Data) + Bluetooth(Data) WLAN ANT2(2.4G/5G)(Data) + NFC(Data)	Yes	Yes

Remark:

1. GSM ,WCDMA , LTE, and NR share the same antenna, and cannot transmit simultaneously.
2. WLAN ANT1 and Bluetooth share the same antenna, and cannot transmit simultaneously.
3. According to the KDB 447498 D01 v06, when standalone SAR test exclusion applies to an antenna that transmits simultaneously with other antennas, the standalone SAR must be estimated according to following to determine simultaneous transmission SAR test exclusion:

(max. power of channel, including tune-up tolerance, mW)/(min. test separation distance, mm)]·[√f(GHz)/x] W/kg for test separation distances ≤ 50 mm;

where x = 7.5 for 1-g SAR, and x = 18.75 for 10-g SAR.

For simultaneous transmission analysis, NFC SAR is estimated per KDB 447498 D01 v06 as below:

NFC:

Tune-Up Power (dBm)	Max. Power (mW)	Distance (mm)	Frequency (GHz)	X	SAR(1g) 5mm
-33.0	0.0005	5/10	0.01356	7.5	0.0001

4. The maximum SAR summation is calculated based on the same configuration and test position.

Head SAR

WWAN and WLAN

	WWAN		WLAN (2.4GHz/5GHz) -ANT1	WLAN (2.4GHz/5GHz) -ANT2	NFC	Summed SAR (W/kg)
Position	**Band**	**Scaled SAR (W/kg)**			**Scaled SAR (W/kg)**	
Right Cheek	GSM	0.094	**0.359**	**0.174**	0.0001	0.627
Right Tilted	GSM	0.085	0.346	0.167	0.0001	0.598
Left Cheek	GSM	**0.180**	0.327	0.140	0.0001	0.647
Left Tilted	GSM	0.160	0.319	0.135	0.0001	0.614
Right Cheek	WCDMA	0.097	**0.359**	**0.174**	0.0001	0.630
Right Tilted	WCDMA	0.086	0.346	0.167	0.0001	0.599
Left Cheek	WCDMA	**0.276**	0.327	0.140	0.0001	0.743
Left Tilted	WCDMA	0.256	0.319	0.135	0.0001	0.710
Right Cheek	LTE	0.273	**0.359**	**0.174**	0.0001	0.806
Right Tilted	LTE	0.255	0.346	0.167	0.0001	0.768
Left Cheek	LTE	**0.692**	0.327	0.140	0.0001	**1.159**
Left Tilted	LTE	0.665	0.319	0.135	0.0001	1.119
Right Cheek	5G NR SA	0.380	**0.359**	**0.174**	0.0001	0.913
Right Tilted	5G NR SA	0.371	0.346	0.167	0.0001	0.884
Left Cheek	5G NR SA	**0.626**	0.327	0.140	0.0001	1.093
Left Tilted	5G NR SA	0.495	0.319	0.135	0.0001	0.949
Right Cheek	EN DC	**0.094**	**0.359**	**0.174**	0.0001	0.627
Right Tilted	EN DC	0.090	0.346	0.167	0.0001	0.603
Left Cheek	EN DC	0.068	0.327	0.140	0.0001	0.535
Left Tilted	EN DC	0.061	0.319	0.135	0.0001	0.515

WWAN and Bluetooth

	WWAN		WLAN (2.4GHz/5GHz) -ANT2	Bluetooth	NFC	Summed SAR (W/kg)
Position	**Band**	**Scaled SAR (W/kg)**			**Scaled SAR (W/kg)**	
Right Cheek	GSM	0.094	**0.174**	**0.073**	0.0001	0.341
Right Tilted	GSM	0.085	0.167	0.067	0.0001	0.319
Left Cheek	GSM	**0.180**	0.140	0.061	0.0001	0.381
Left Tilted	GSM	0.160	0.135	0.055	0.0001	0.350
Right Cheek	WCDMA	0.097	**0.174**	**0.073**	0.0001	0.344
Right Tilted	WCDMA	0.086	0.167	0.067	0.0001	0.320
Left Cheek	WCDMA	**0.276**	0.140	0.061	0.0001	0.477
Left Tilted	WCDMA	0.256	0.135	0.055	0.0001	0.446
Right Cheek	LTE	0.273	**0.174**	**0.073**	0.0001	0.520
Right Tilted	LTE	0.255	0.167	0.067	0.0001	0.489
Left Cheek	LTE	**0.692**	0.140	0.061	0.0001	**0.893**
Left Tilted	LTE	0.665	0.135	0.055	0.0001	0.855
Right Cheek	5G NR SA	0.380	**0.174**	**0.073**	0.0001	0.627
Right Tilted	5G NR SA	0.371	0.167	0.067	0.0001	0.605
Left Cheek	5G NR SA	**0.626**	0.140	0.061	0.0001	0.827
Left Tilted	5G NR SA	0.495	0.135	0.055	0.0001	0.685
Right Cheek	EN DC	**0.094**	**0.174**	**0.073**	0.0001	0.341
Right Tilted	EN DC	0.090	0.167	0.067	0.0001	0.324
Left Cheek	EN DC	0.068	0.140	0.061	0.0001	0.269
Left Tilted	EN DC	0.061	0.135	0.055	0.0001	0.251

Body SAR

WWAN and WLAN

	WWAN		WLAN (2.4GHz/5GHz) -ANT1	WLAN (2.4GHz/5GHz) -ANT2	NFC	Summed SAR (W/kg)
Position	**Band**	**Scaled SAR (W/kg)**			**Scaled SAR (W/kg)**	
Back	GSM	0.523	0.187	0.294	0.0001	1.004
Front	GSM	**0.925**	0.329	0.324	0.0001	**1.578**
Right side	GSM	--	--	--	0.0001	--
Left side	GSM	0.339	**0.575**	**0.523**	0.0001	1.437
Top side	GSM	--	0.281	--	0.0001	0.281
Bottom side	GSM	0.720	--	--	0.0001	0.720
Back	WCDMA	0.497	0.187	0.294	0.0001	0.978
Front	WCDMA	**0.884**	0.329	0.324	0.0001	1.537
Right side	WCDMA	--	--	--	0.0001	--
Left side	WCDMA	0.464	**0.575**	**0.523**	0.0001	1.562
Top side	WCDMA	--	0.281	--	0.0001	0.281
Bottom side	WCDMA	0.638	--	--	0.0001	0.638
Back	LTE	0.457	0.187	0.294	0.0001	0.938
Front	LTE	**0.919**	0.329	0.324	0.0001	1.572
Right side	LTE	0.711	--	--	0.0001	0.711
Left side	LTE	0.436	**0.575**	**0.523**	0.0001	1.534
Top side	LTE	--	0.281	--	0.0001	0.281
Bottom side	LTE	0.715	--	--	0.0001	0.715
Back	5G NR SA	0.603	0.187	0.294	0.0001	1.084
Front	5G NR SA	0.886	0.329	0.324	0.0001	1.539
Right side	5G NR SA	**0.902**	--	--	0.0001	0.902
Left side	5G NR SA	0.438	**0.575**	**0.523**	0.0001	1.536
Top side	5G NR SA	--	0.281	--	0.0001	0.281
Bottom side	5G NR SA	0.679	--	--	0.0001	0.679
Back	EN DC	0.152	0.187	0.294	0.0001	0.633
Front	EN DC	0.247	0.329	0.324	0.0001	0.900
Right side	EN DC	**0.812**	--	--	0.0001	0.812
Left side	EN DC	--	**0.575**	**0.523**	0.0001	1.098
Top side	EN DC	--	0.281	--	0.0001	0.281
Bottom side	EN DC	--	--	--	0.0001	--

WWAN and Bluetooth

	WWAN		WLAN (2.4GHz/5GHz) -ANT2	Bluetooth	NFC	Summed SAR (W/kg)
Position	**Band**	**Scaled SAR (W/kg)**			**Scaled SAR (W/kg)**	
Back	GSM	0.523	0.294	0.070	0.0001	0.887
Front	GSM	**0.925**	0.324	**0.105**	0.0001	**1.354**
Right side	GSM	--	--	--	0.0001	--
Left side	GSM	0.339	**0.523**	0.080	0.0001	0.942
Top side	GSM	--	--	0.063	0.0001	0.063
Bottom side	GSM	0.720	--	--	0.0001	0.720
Back	WCDMA	0.497	0.294	0.070	0.0001	0.861
Front	WCDMA	**0.884**	0.324	**0.105**	0.0001	1.313
Right side	WCDMA	--	--	--	0.0001	--
Left side	WCDMA	0.464	**0.523**	0.080	0.0001	1.067
Top side	WCDMA	--	--	0.063	0.0001	0.063
Bottom side	WCDMA	0.638	--	--	0.0001	0.638
Back	LTE	0.457	0.294	0.070	0.0001	0.821
Front	LTE	**0.919**	0.324	**0.105**	0.0001	1.348
Right side	LTE	0.711	--	--	0.0001	0.711
Left side	LTE	0.436	**0.523**	0.080	0.0001	1.039
Top side	LTE			0.063	0.0001	0.063
Bottom side	LTE	--	--	--	0.0001	--
Back	5G NR SA	0.715	--	0.070	0.0001	0.785
Front	5G NR SA	0.603	0.294	**0.105**	0.0001	1.002
Right side	5G NR SA	0.886	0.324	--	0.0001	1.210
Left side	5G NR SA	**0.902**	--	0.080	0.0001	0.982
Top side	5G NR SA	0.438	**0.523**	0.063	0.0001	1.024
Bottom side	5G NR SA	--	--	--	0.0001	--
Back	EN DC	0.679	--	0.070	0.0001	0.749
Front	EN DC	0.152	0.294	**0.105**	0.0001	0.551
Right side	EN DC	0.247	0.324	--	0.0001	0.571
Left side	EN DC	**0.812**	--	0.080	0.0001	0.892
Top side	EN DC	--	**0.523**	0.063	0.0001	0.586
Bottom side	EN DC	--	--	--	0.0001	--

10. Measurement Uncertainty

10.1 Uncertainty for SAR Test

Input quantity X_i (source of uncertainty)	Ref.	Prob. Dist PDF_i	Unc. $a(x_i)$	Div. q_i	$u(x_i) = a(x_i)/q_i$	c_i (1 g; 10 g)	$u(y) = c_i \cdot u(x_i)$	v_i or v_{eff}
Measurement System errors								
Probe calibration	8.4.1.1	N	7.00	2	3.5	1	3.5	∝
Probe calibration drift	8.4.1.2	R	0	√3	0	1	0	∝
Probe linearity and detection limit	8.4.1.3	R	5.00	√3	2.89	1	2.89	∝
Broadband signal	8.4.1.4	R	0	√3	0	1	0	∝
Probe isotropy	8.4.1.5	R	2.50	√3	1.44	1	1.44	∝
Other probe and data acquisition errors	8.4.1.6	N	0.02	1	0.02	1	0.02	∝
RF ambient and noise	8.4.1.7	N	0	1	0	1	0	∝
Probe positioning errors	8.4.1.8	N	1.40	1	1.40	2/™	0.70	
Data processing errors	8.4.1.9	N	0.05	1	0.05	1	0.05	∝
Phantom and device (DUT or validation antenna) errors								
Measurement of phantom conductivity(σ)	8.4.2.1	N	4.00	1	4.00	c_ε, c_σ	4.00	∝
Temperature effects (medium)	8.4.2.2	R	2.50	√3	1.44	c_ε, c_σ	1.44	∝
Shell permittivity	8.4.2.3	R	5.00	√3	2.88	See 8.4.2.3	2.88	∝
Distance between the radiating element of the DUT and the phantom medium	8.4.2.4	N	0.03	1	0.03	2	0.02	∝
Repeatability of positioning the DUT or source against the phantom	8.4.2.5	N	0.05	1	0.05	1	0.05	5
Device holder effects	8.4.2.6	N	5.00	1	5.00	1	5.00	
Effect of operating mode on probe sensitivity	8.4.2.7	R	0	√3	0	1	0	∝
Time-average SAR	8.4.2.8	R	0	√3	0	1	0	∝
Variation in SAR due to drift in output of DUT	8.4.2.9	N	5.00	1	5.00	1	5.00	
Validation antenna uncertainty (validation measurement only)	8.4.2.10	N	0	1	0	1	0	
Uncertainty in accepted power	8.4.2.11	N	0	1	0	1	0	

(validation measurement only)								
Corrections to the SAR result								
Phantom deviation from target (ε′,σ)	8.4.3.1	N	0.05	1	0.05	1	0.05	
SAR scaling	8.4.3.2	R	2.00	√3	1.15	1	1.15	
Combined Standard Uncertainty		RSS			10.11		10.11	ν_{eff}=
Expanded uncertainty, U		K=2			20.23		20.23	

Annex A. Plots of System Performance Check

Please refer to the Annex for SAR

Annex B. Plots of SAR Measurement

Please refer to the Annex for SAR

Annex C. EUT Photos

Please refer to the Annex for SAR

Annex D. Test Setup Photos

Please refer to the Annex for SAR

Annex E. Calibration Certificate

Please refer to the exhibit for the calibration certificate

******* END OF REPORT *******