成品尺寸：40mm*35mm
工艺：正反面，双面黑白印刷，按风琴纸折叠
材质：105g铜版纸
页码：6P（正面英文，背面英文，折叠后英文朝上）

Zigbee 环境光传感器

（Zigbee3.0）

- 使用说明书 -

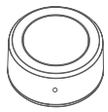

CE FC RoHS

Version NO.: V1.0

- **使用本产品前，请仔细阅读本产品说明书**

感谢您购买和使用本产品。在使用产品前，请您认真阅读产品说明书，并正确使用产品，以免造成设备损坏，如因非正常操作导致的一切后果，本公司将不承担任何责任。

* 本说明书中的图片用于指导用户操作，仅供参考，具体请以实物为准。

- **产品介绍**

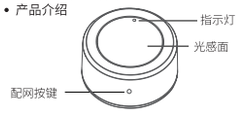

1 网络配置

1. 设备通电

a. 开启器对准槽位

b. 逆时钟打开电池盖

c. 取下电池绝缘片通电

2. 长按配网按键 3 秒后松开，红色指示灯闪烁，传感器进入配网状态。

温馨提示:

- 必须要连接Zigbee网关才能进行配网及连接服务器/APP。

2 安装说明

- **安装说明**

撕下底部胶贴保护膜，将设备粘贴在需要安装区域，如图所示：

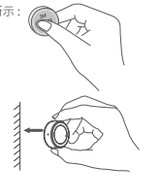

3 产品参数

产品名称	Zigbee环境光传感器
无线连接	Zigbee3.0
检测范围	0 ~ 157K Lux
电池类型	CR2450 DC3V
待机电流	≤10uA
工作温度	-10～ 55°C
工作湿度	0% ～ 95%RH
产品尺寸	Φ33×16mm

Zigbee Ambient Light Sensor

（Zigbee3.0）

- User manual -

CE FC RoHS

Version NO.: V1.0

- **Please read the manual carefully and use the product correctly**

Thank you for purchasing and using this product. Before using the product, please read the manual carefully and use the product correctly. In order to avoid damage to the equipment, such as all consequences caused by abnormal operation, The company will not bear any responsibility.

* The pictures in this manual are used to guide the user's operation and are for reference only. Please refer to the actual product for details.

- **Product description**

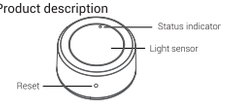

1 Network Configuration

1.Power on the product

Align the opener to the slot

Anticlockwise rotating the battery cover to open

Remove the battery insulation film to power

2.Press the RESET button for 3s and release, the red LED will flash for network configuration.

Tips:

· This product must be connected to the Zigbee gateway to function properly and upload data to the server/APP.

2 Installation Instructions

- **Installation position**

Remove the protective film from the adhesive on the base stick the device where needed as shown in the following figure.

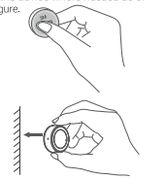

3 Product Parameters

Product Name	Zigbee Ambient Light Sensor
Wireless Protocol	Zigbee 3.0
Detection Range	0~157K Lux
Battery Type	CR2450
Standby Current	≤10uA
Working Temperature	-10 ~ 55℃
Working Humidity	0% ~ 95%RH
Product Size	Φ 33×16mm

FCC Caution.

This device complies with part 15 of the FCC Rules. Operation is subject to the following two conditions:
(1) This device may not cause harmful interference, and
(2) this device must accept any interference received, including interference that may cause undesired operation.

Any Changes or modifications not expressly approved by the party responsible for compliance could void the user's authority to operate the equipment.

Note: This equipment has been tested and found to comply with the limits for a Class B digital device, pursuant to part 15 of the FCC Rules. These limits are designed to provide reasonable protection against harmful interference in a residential installation. This equipment generates uses and can radiate radio frequency energy and, if not installed and used in accordance with the instructions, may cause harmful interference to radio communications. However, there is no guarantee that interference will not occur in a particular installation. If this equipment does cause harmful interference to radio or television reception, which can be determined by turning the equipment off and on, the user is encouraged to try to correct the interference by one or more of the following measures:
-Reorient or relocate the receiving antenna.
-Increase the separation between the equipment and receiver.
-Connect the equipment into an outlet on a circuit different from that to which the receiver is connected.
-Consult the dealer or an experienced radio/TV technician for help.

* RF warning for Portable device:
The device has been evaluated to meet general RF exposure requirement. The device can be used in portable exposure condition without restriction.