Case No. : GTS20250327003-1-1	
Ambient Condition: 21 ℃, 49 %RH	
According Standard: ■Part15C	
Test Date: 2025.4.2	**Test Engineer:** Evan ouyang

Appendix A.1: 20dB Emission Bandwidth

Test Result

TestMode	Antenna	Freq(MHz)	20dB EBW[MHz]	FL[MHz]	FH[MHz]	Limit[MHz]	Verdict
DH1	Ant1	2402	0.933	2401.526	2402.459	---	---
		2441	0.993	2440.514	2441.507	---	---
		2480	1.005	2479.514	2480.519	---	---
2DH1	Ant1	2402	1.251	2401.409	2402.660	---	---
		2441	1.269	2440.403	2441.672	---	---
		2480	1.308	2479.376	2480.684	---	---
3DH1	Ant1	2402	1.221	2401.427	2402.648	---	---
		2441	1.233	2440.421	2441.654	---	---
		2480	1.233	2479.421	2480.654	---	---

Test Graphs

DH1_Ant1_2402

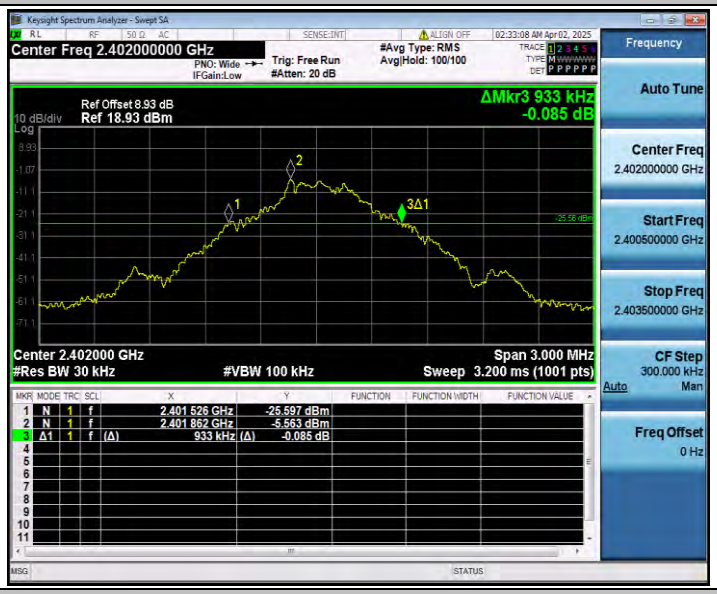

DH1_Ant1_2441

DH1_Ant1_2480

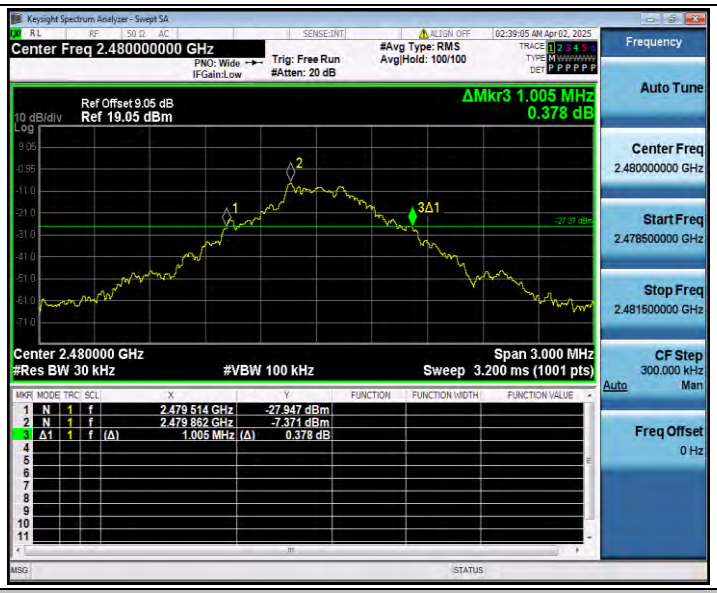

2DH1_Ant1_2402

2DH1_Ant1_2441

2DH1_Ant1_2480

3DH1_Ant1_2402

3DH1_Ant1_2441

3DH1_Ant1_2480

Appendix A.2: Occupied Channel Bandwidth

Test Result

TestMode	Antenna	Freq(MHz)	OCB [MHz]	FL[MHz]	FH[MHz]	Limit[MHz]	Verdict
DH1	Ant1	2402	0.87605	2401.5803	2402.4563	---	---
		2441	0.91064	2440.5505	2441.4612	---	---
		2480	0.93560	2479.5416	2480.4772	---	---
2DH1	Ant1	2402	1.1679	2401.4342	2402.6021	---	---
		2441	1.1818	2440.4268	2441.6086	---	---
		2480	1.1977	2479.4307	2480.6284	---	---
3DH1	Ant1	2402	1.1625	2401.4542	2402.6167	---	---
		2441	1.1693	2440.4488	2441.6181	---	---
		2480	1.1788	2479.4467	2480.6255	---	---

Test Graphs

DH1_Ant1_2402

DH1_Ant1_2441

DH1_Ant1_2480

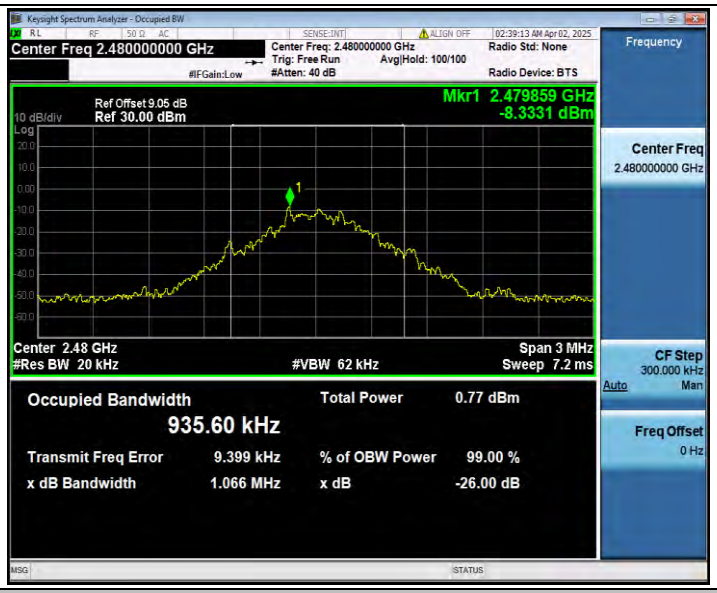

2DH1_Ant1_2402

2DH1_Ant1_2441

2DH1_Ant1_2480

3DH1_Ant1_2402

3DH1_Ant1_2441

3DH1_Ant1_2480

Appendix A.3: Maximum conducted output power

Test Mode	Antenna	Freq(MHz)	Conducted Peak Powert[dBm]	Conducted Limit[dBm]	Verdict
DH1	Ant1	2402	-2.86	≤20.97	PASS
		2441	-3.72	≤20.97	PASS
		2480	-4.94	≤20.97	PASS
2DH1	Ant1	2402	-2.34	≤20.97	PASS
		2441	-3.20	≤20.97	PASS
		2480	-4.40	≤20.97	PASS
3DH1	Ant1	2402	-1.93	≤20.97	PASS
		2441	-2.82	≤20.97	PASS
		2480	-4.11	≤20.97	PASS

Appendix A.4: Carrier frequency separation

Test Result

TestMode	Antenna	Freq(MHz)	Result[MHz]	Limit[MHz]	Verdict
DH1	Ant1	Hop_2402	0.686	≥0.670	PASS
		Hop_2441	1.02	≥0.670	PASS
		Hop_2480	0.996	≥0.670	PASS
2DH1	Ant1	Hop_2402	0.992	≥0.872	PASS
		Hop_2441	1.008	≥0.872	PASS
		Hop_2480	1.002	≥0.872	PASS
3DH1	Ant1	Hop_2402	1.014	≥0.822	PASS
		Hop_2441	0.978	≥0.822	PASS
		Hop_2480	1.138	≥0.822	PASS

Test Graphs

DH1_Ant1_Hop_2402

DH1_Ant1_Hop_2441

DH1_Ant1_Hop_2480

2DH1_Ant1_Hop_2402

2DH1_Ant1_Hop_2441

2DH1_Ant1_Hop_2480

3DH1_Ant1_Hop_2402

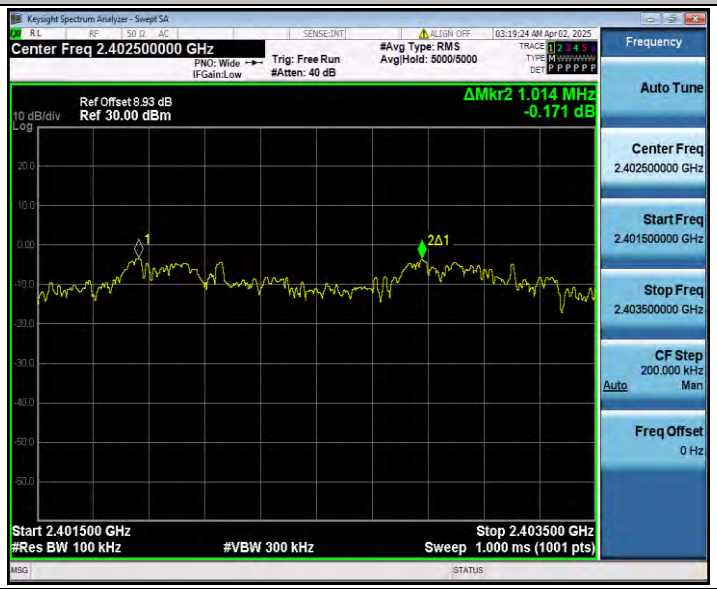

3DH1_Ant1_Hop_2441

3DH1_Ant1_Hop_2480

Appendix A.5: Time of occupancy

Test Result

TestMode	Antenna	Freq(MHz)	BurstWidth [ms]	TotalHops [Num]	Result[s]	Limit[s]	Verdict
DH1	Ant1	Hop	0.365	330	0.12	≤0.4	PASS
DH3	Ant1	Hop	1.621	140	0.227	≤0.4	PASS
DH5	Ant1	Hop	2.873	120	0.345	≤0.4	PASS
2DH1	Ant1	Hop	0.380	670	0.255	≤0.4	PASS
2DH3	Ant1	Hop	1.621	150	0.243	≤0.4	PASS
2DH5	Ant1	Hop	2.868	100	0.287	≤0.4	PASS
3DH1	Ant1	Hop	0.380	330	0.125	≤0.4	PASS
3DH3	Ant1	Hop	1.626	170	0.276	≤0.4	PASS
3DH5	Ant1	Hop	2.873	90	0.259	≤0.4	PASS

Test Graphs

DH1_Ant1_Hop
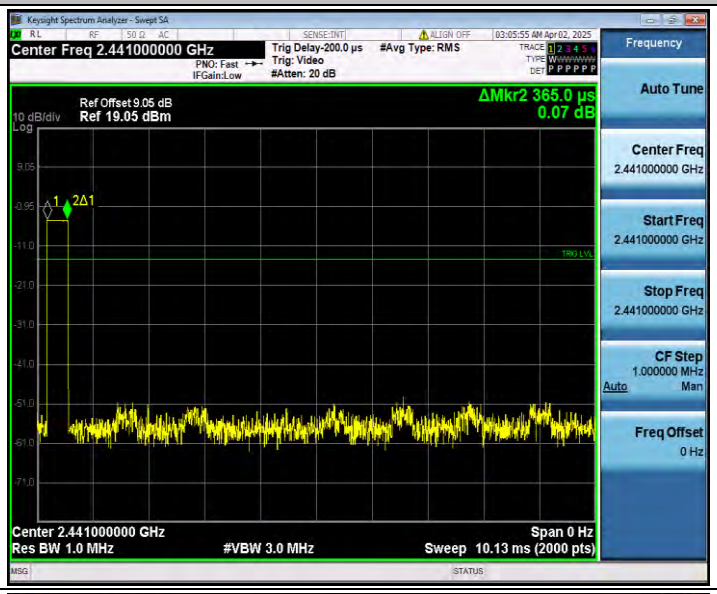
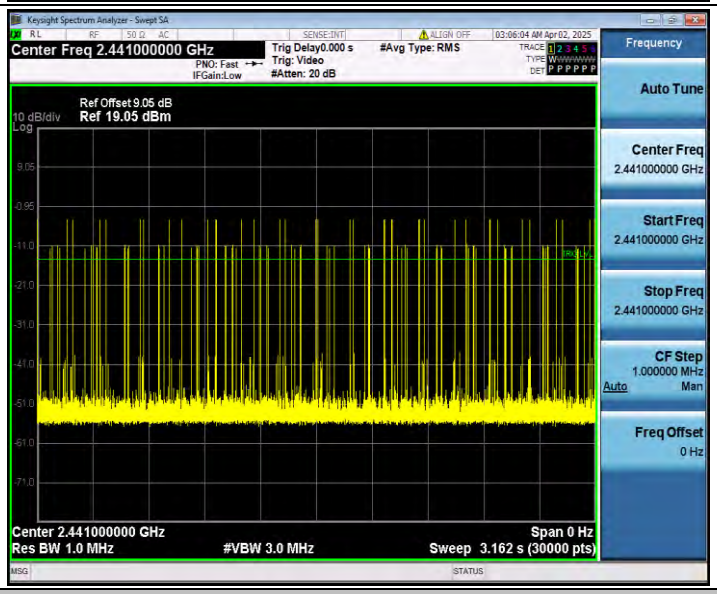
DH3_Ant1_Hop

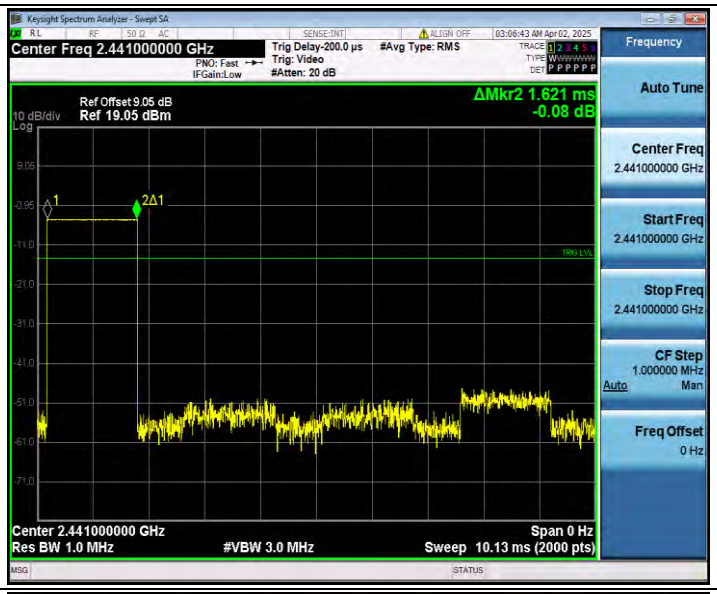
Keysight Spectrum Analyzer - Swept SA
Center Freq 2.441000000 GHz
Trig Delay-200.0 µs
#Avg Type: RMS
Trig: Video
#Atten: 20 dB
PNO: Fast
IFGain:Low
Ref Offset 9.05 dB
10 dB/div
Ref 19.05 dBm
ΔMkr2 1.621 ms
-0.08 dB
Center 2.441000000 GHz
Span 0 Hz
Res BW 1.0 MHz
#VBW 3.0 MHz
Sweep 10.13 ms (2000 pts)
Frequency
Auto Tune
Center Freq
2.441000000 GHz
Start Freq
2.441000000 GHz
Stop Freq
2.441000000 GHz
CF Step
1.000000 MHz
Auto
Man
Freq Offset
0 Hz

Keysight Spectrum Analyzer - Swept SA
Center Freq 2.441000000 GHz
Trig Delay0.000 s
#Avg Type: RMS
Trig: Video
#Atten: 20 dB
PNO: Fast
IFGain:Low
Ref Offset 9.05 dB
10 dB/div
Ref 19.05 dBm
Center 2.441000000 GHz
Span 0 Hz
Res BW 1.0 MHz
#VBW 3.0 MHz
Sweep 3.162 s (30000 pts)
Frequency
Auto Tune
Center Freq
2.441000000 GHz
Start Freq
2.441000000 GHz
Stop Freq
2.441000000 GHz
CF Step
1.000000 MHz
Auto
Man
Freq Offset
0 Hz

DH5_Ant1_Hop

Keysight Spectrum Analyzer - Swept SA
Center Freq 2.441000000 GHz
Trig Delay-200.0 µs
#Avg Type: RMS
Trig: Video
#Atten: 20 dB
PNO: Fast
IFGain:Low
Ref Offset 9.05 dB
10 dB/div
Ref 19.05 dBm
ΔMkr2 2.873 ms
0.06 dB
Center 2.441000000 GHz
Span 0 Hz
Res BW 1.0 MHz
#VBW 3.0 MHz
Sweep 10.13 ms (2000 pts)
Frequency
Auto Tune
Center Freq
2.441000000 GHz
Start Freq
2.441000000 GHz
Stop Freq
2.441000000 GHz
CF Step
1.000000 MHz
Auto
Man
Freq Offset
0 Hz

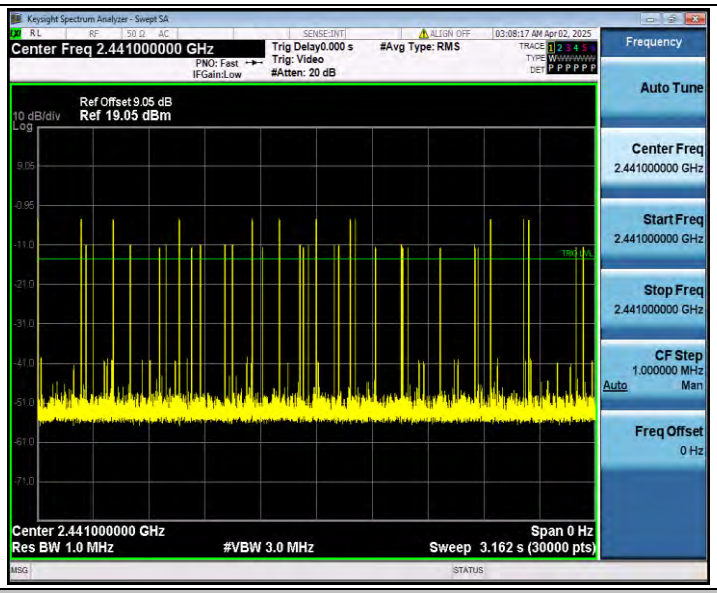

2DH1_Ant1_Hop

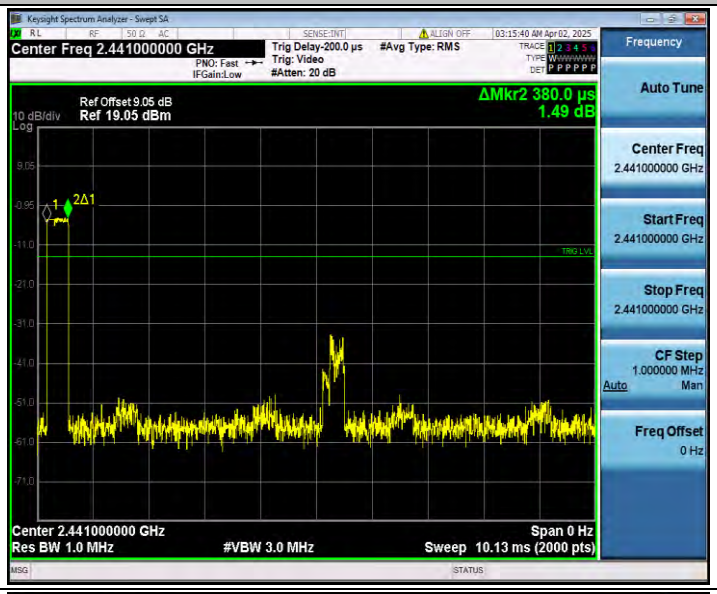

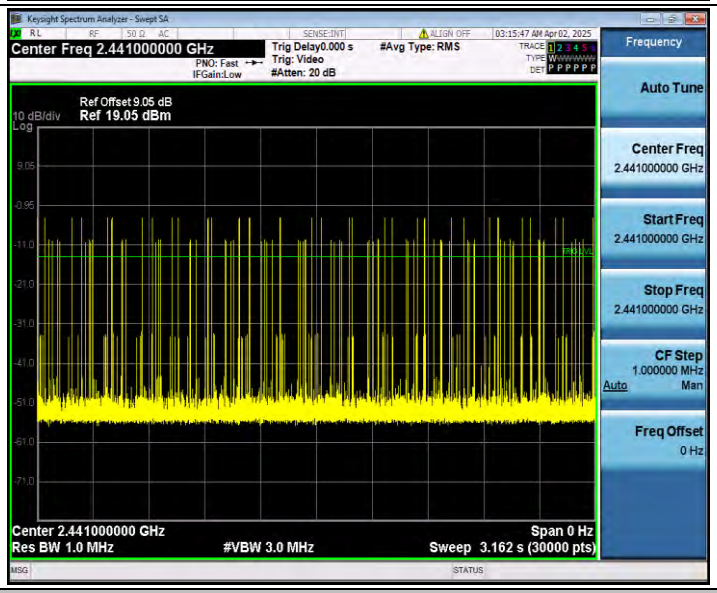

2DH3_Ant1_Hop

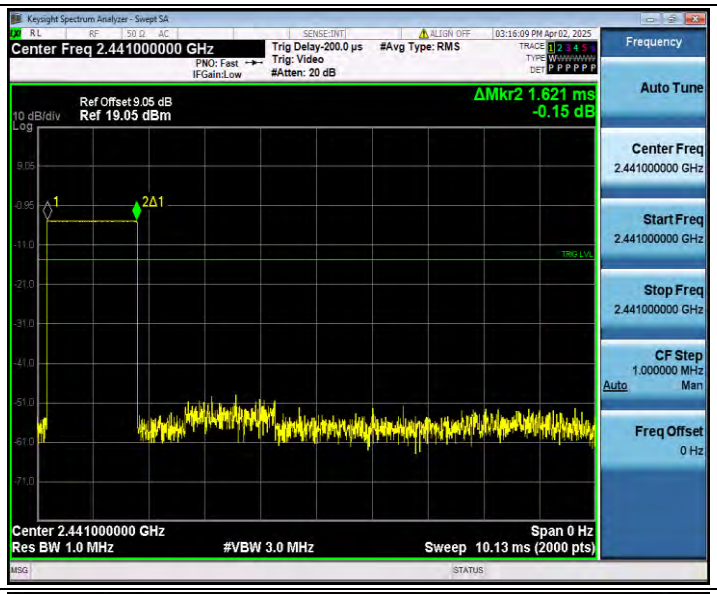

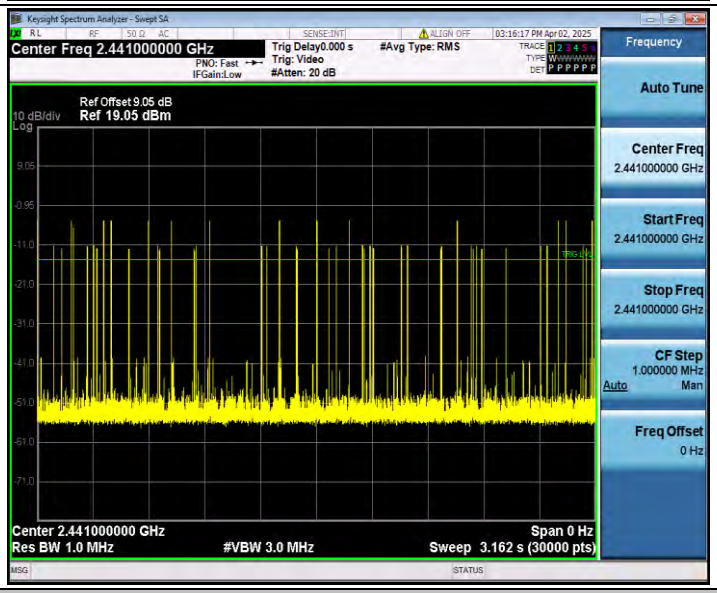

2DH5_Ant1_Hop

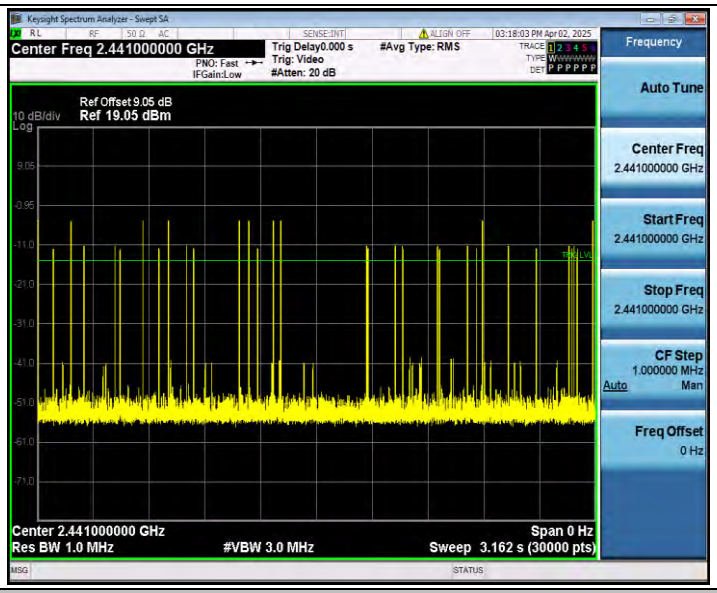

3DH1_Ant1_Hop

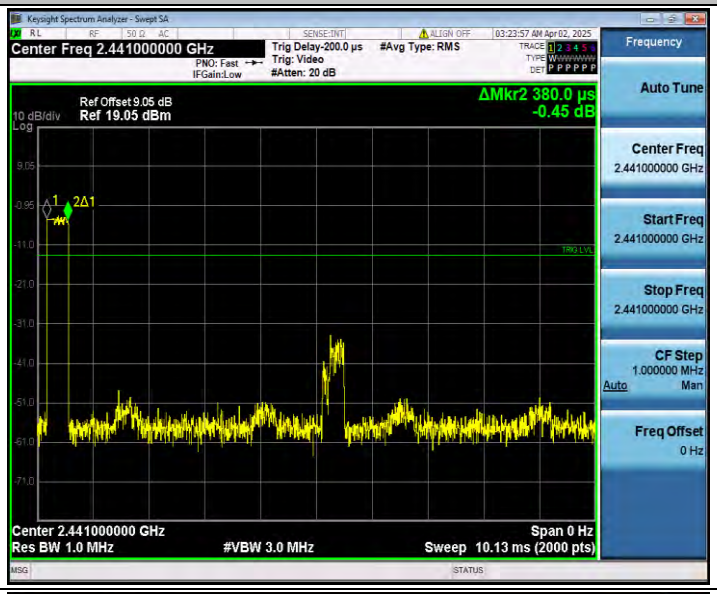

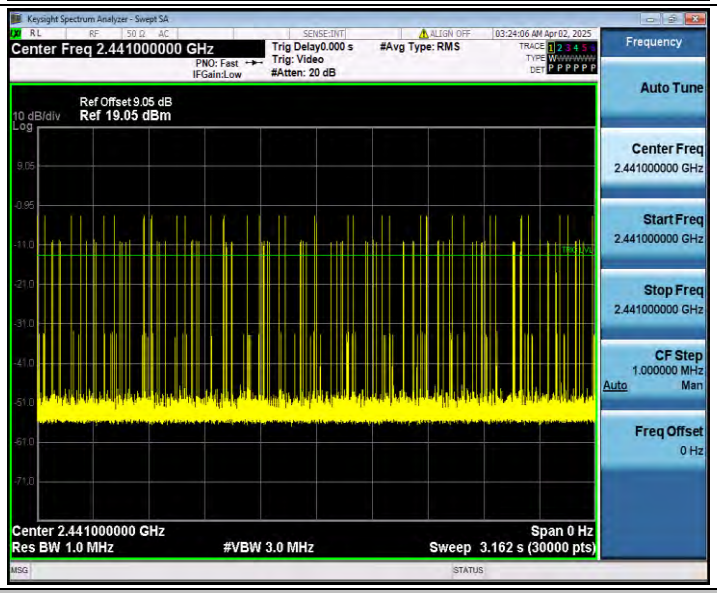

3DH3_Ant1_Hop

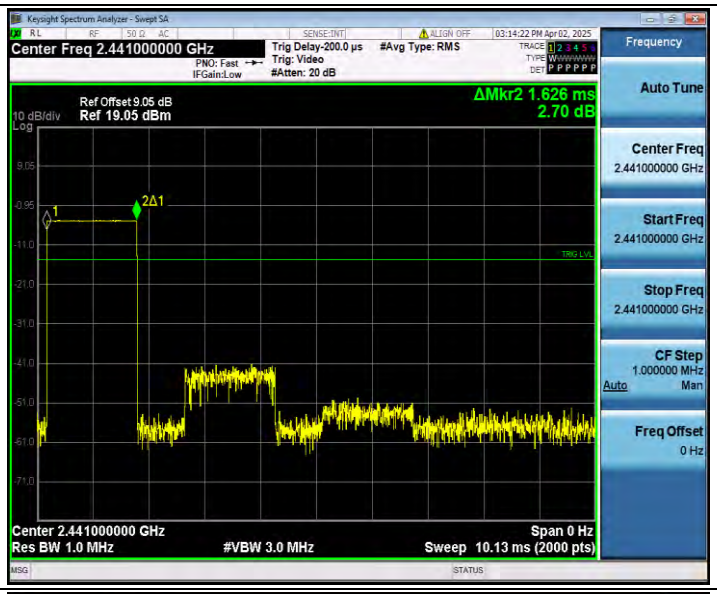

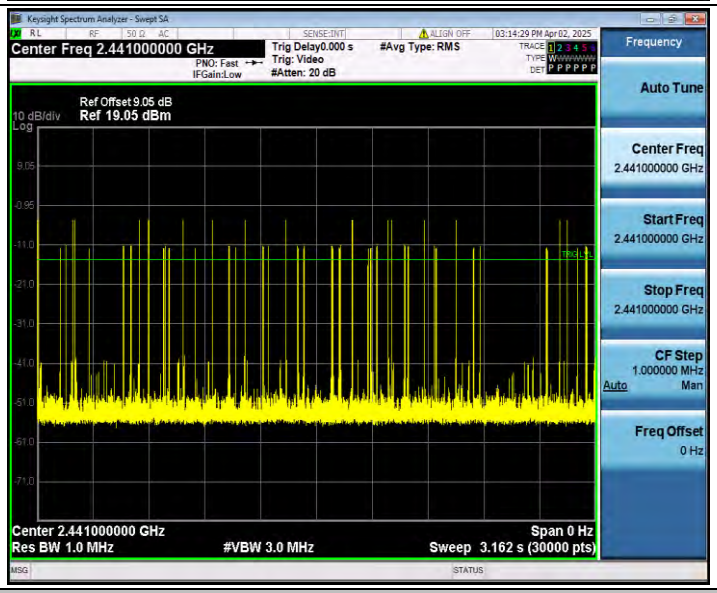

3DH5_Ant1_Hop

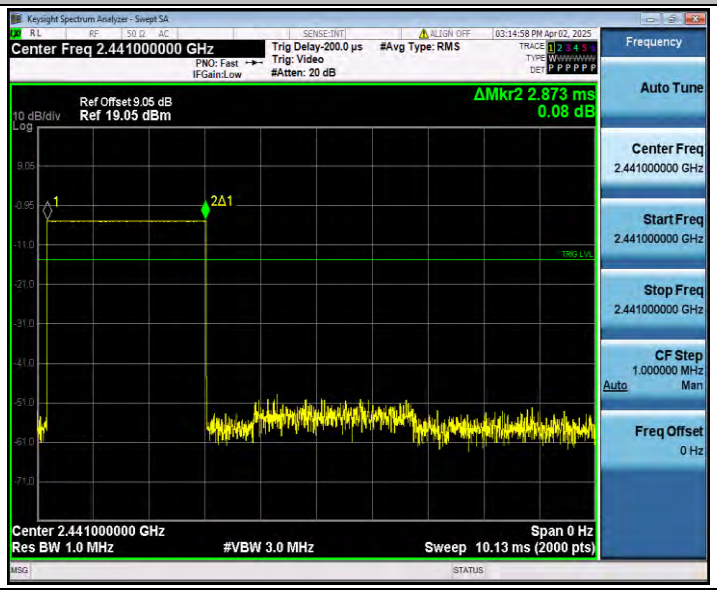

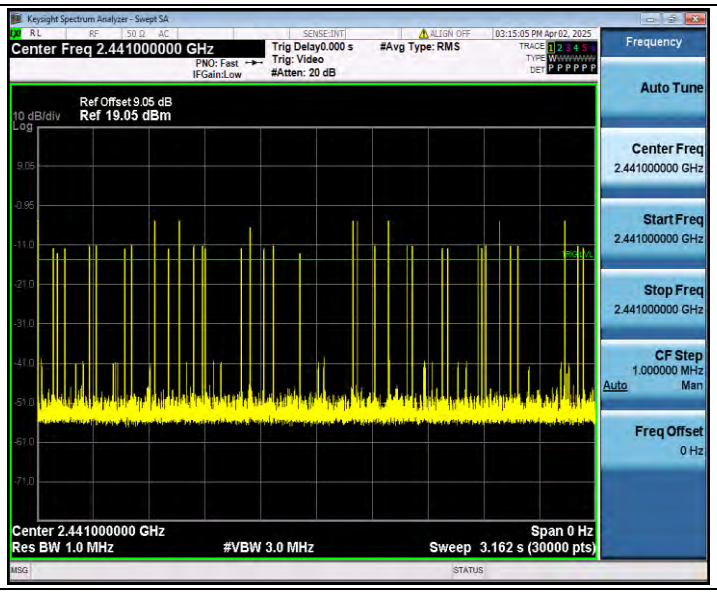
Keysight Spectrum Analyzer - Swept SA
Center Freq 2.441000000 GHz
Trig Delay0.000 s
#Avg Type: RMS
PNO: Fast
Trig: Video
IFGain:Low
#Atten: 20 dB
Ref Offset 9.05 dB
10 dB/div
Ref 19.05 dBm
Log
Center 2.441000000 GHz
Span 0 Hz
Res BW 1.0 MHz
#VBW 3.0 MHz
Sweep 3.162 s (30000 pts)
Frequency
Auto Tune
Center Freq
2.441000000 GHz
Start Freq
2.441000000 GHz
Stop Freq
2.441000000 GHz
CF Step
1.000000 MHz
Auto
Man
Freq Offset
0 Hz

Appendix A.6: Number of hopping channels

Test Result

TestMode	Antenna	Freq(MHz)	Result[Num]	Limit[Num]	Verdict
DH1	Ant1	Hop	79	≥15	PASS
2DH1	Ant1	Hop	79	≥15	PASS
3DH1	Ant1	Hop	79	≥15	PASS

Test Graphs

DH1_Ant1_Hop
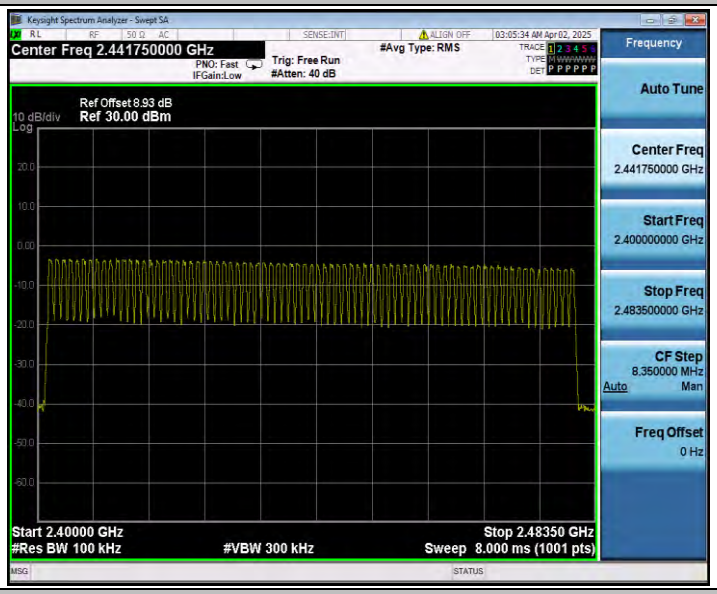

2DH1_Ant1_Hop
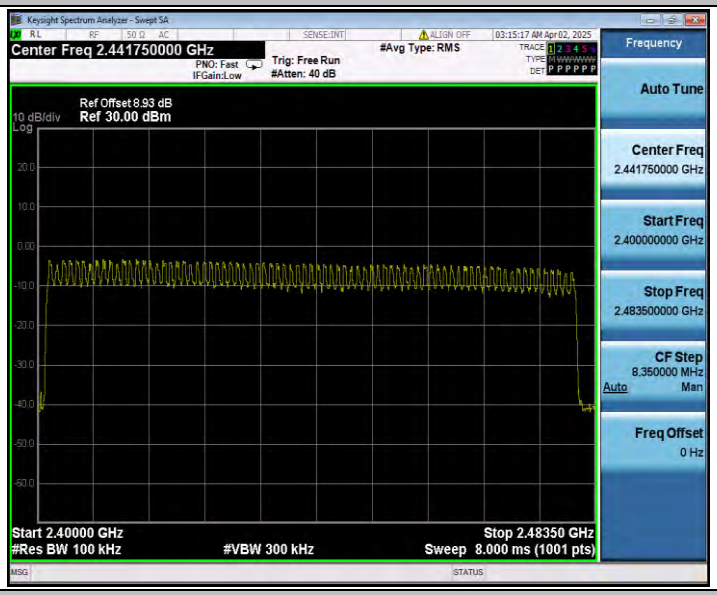

3DH1_Ant1_Hop

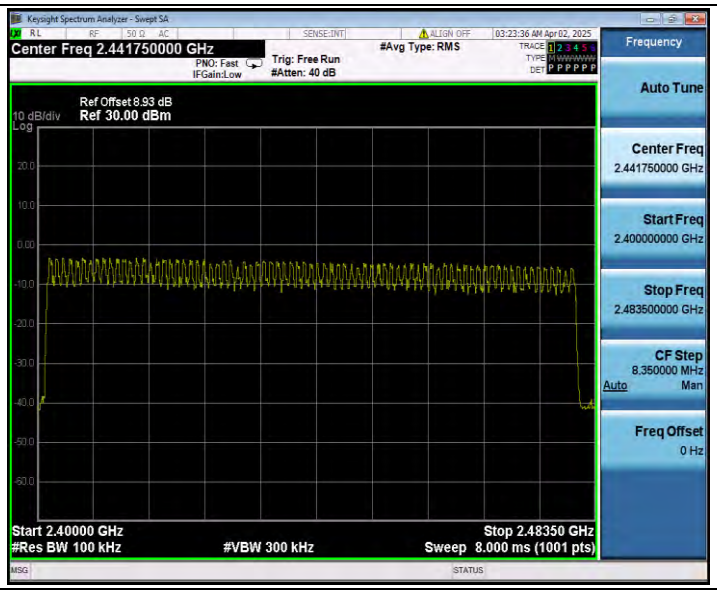
Keysight Spectrum Analyzer - Swept SA
Center Freq 2.441750000 GHz
PNO: Fast
IFGain:Low
Trig: Free Run
#Atten: 40 dB
#Avg Type: RMS
03:23:36 AM Apr 02, 2025
Ref Offset 8.93 dB
10 dB/div
Ref 30.00 dBm
Log
Start 2.40000 GHz
#Res BW 100 kHz
#VBW 300 kHz
Stop 2.48350 GHz
Sweep 8.000 ms (1001 pts)
Frequency
Auto Tune
Center Freq
2.441750000 GHz
Start Freq
2.400000000 GHz
Stop Freq
2.483500000 GHz
CF Step
8.350000 MHz
Auto
Man
Freq Offset
0 Hz

Appendix A.7: Band edge measurements

Test Result

TestMode	Antenna	ChName	Freq(MHz)	RefLevel [dBm]	Result [dBm]	Limit [dBm]	Verdict
DH1	Ant1	Low	2402	-3.32	-48.16	≤-23.32	PASS
		High	2480	-5.47	-48.66	≤-25.47	PASS
		Low	Hop_2402	-3.48	-29.07	≤-23.48	PASS
		High	Hop_2480	-5.74	-47.95	≤-25.74	PASS
2DH1	Ant1	Low	2402	-3.31	-48.23	≤-23.31	PASS
		High	2480	-5.35	-49.3	≤-25.35	PASS
		Low	Hop_2402	-3.85	-39.3	≤-23.85	PASS
		High	Hop_2480	-5.45	-48.72	≤-25.45	PASS
3DH1	Ant1	Low	2402	-3.23	-33.17	≤-23.23	PASS
		High	2480	-5.60	-48.47	≤-25.6	PASS
		Low	Hop_2402	-3.50	-43.69	≤-23.5	PASS
		High	Hop_2480	-5.81	-47.95	≤-25.81	PASS

Test Graphs

DH1_Ant1_Low_2402

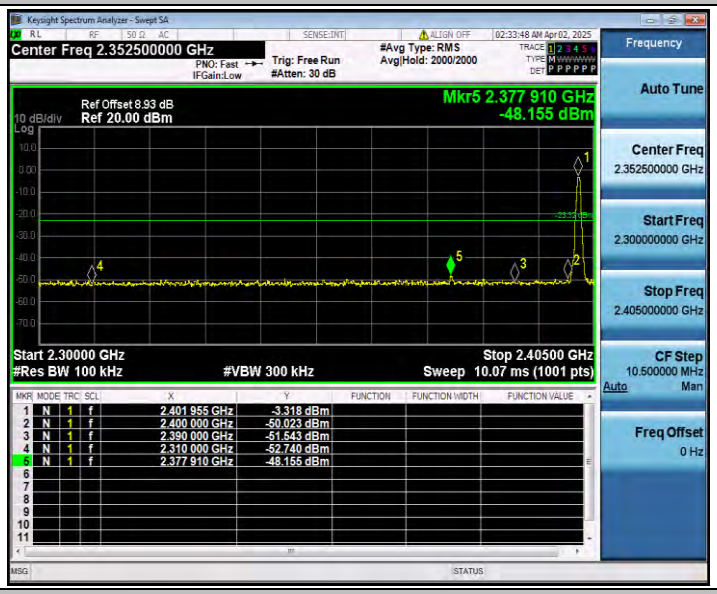

DH1_Ant1_High_2480

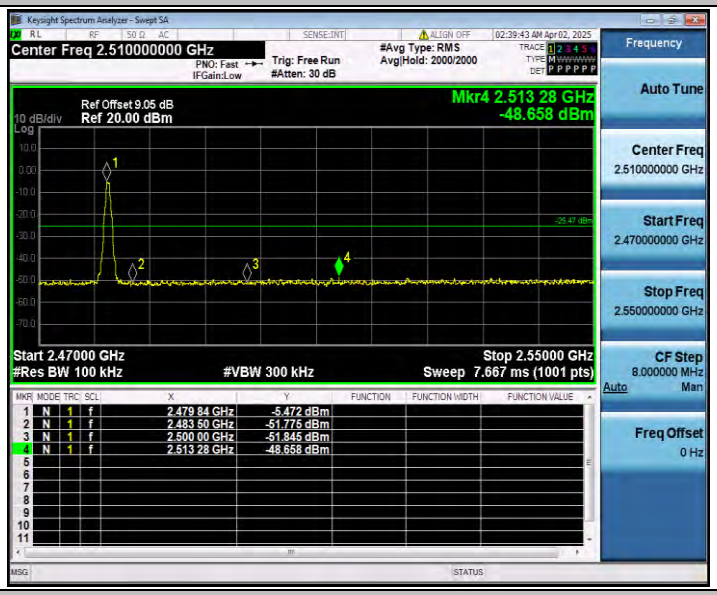

DH1_Ant1_Low_Hop_2402

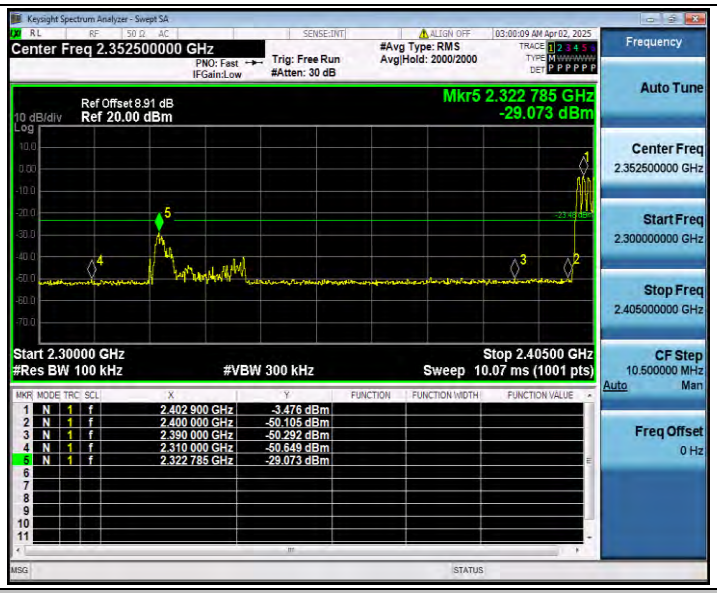

DH1_Ant1_High_Hop_2480

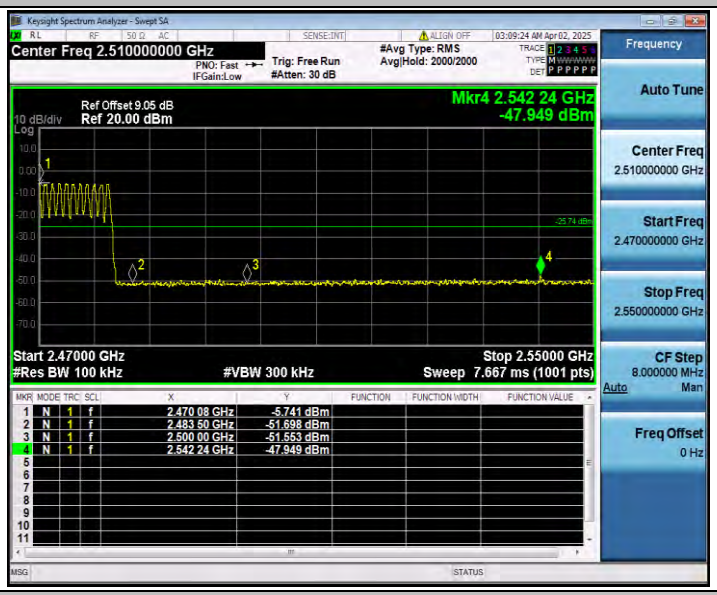

2DH1_Ant1_Low_2402

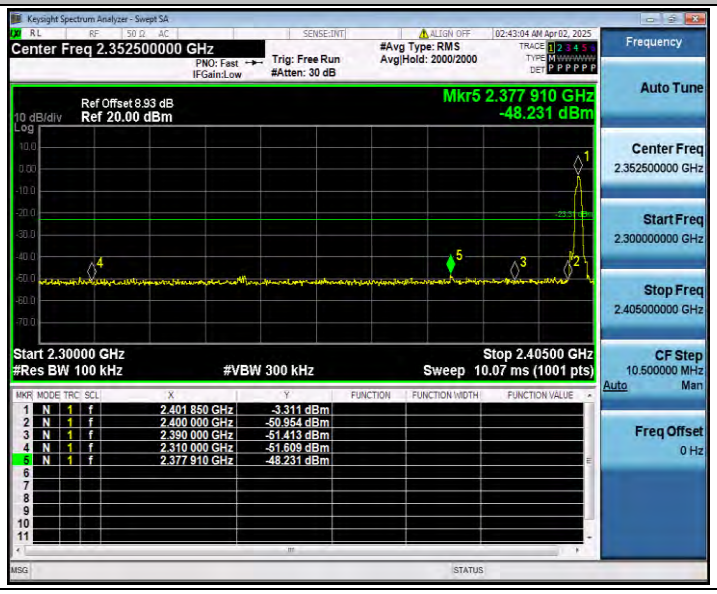

2DH1_Ant1_High_2480

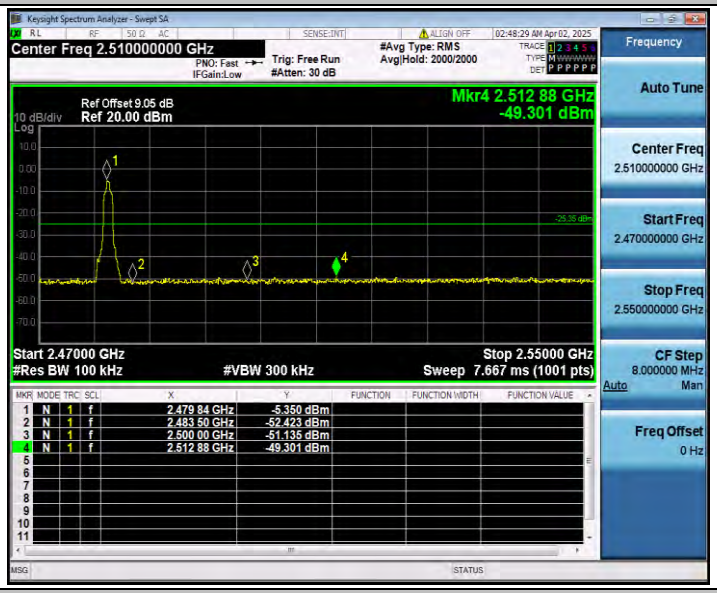

2DH1_Ant1_Low_Hop_2402

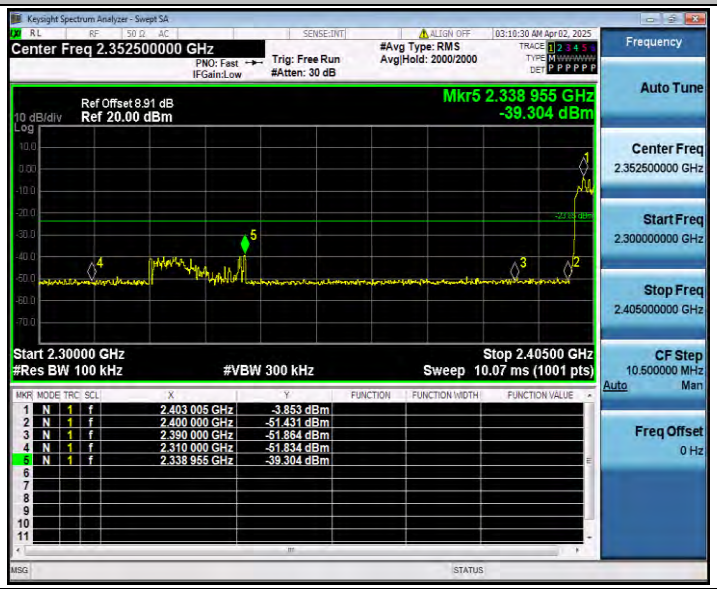

2DH1_Ant1_High_Hop_2480

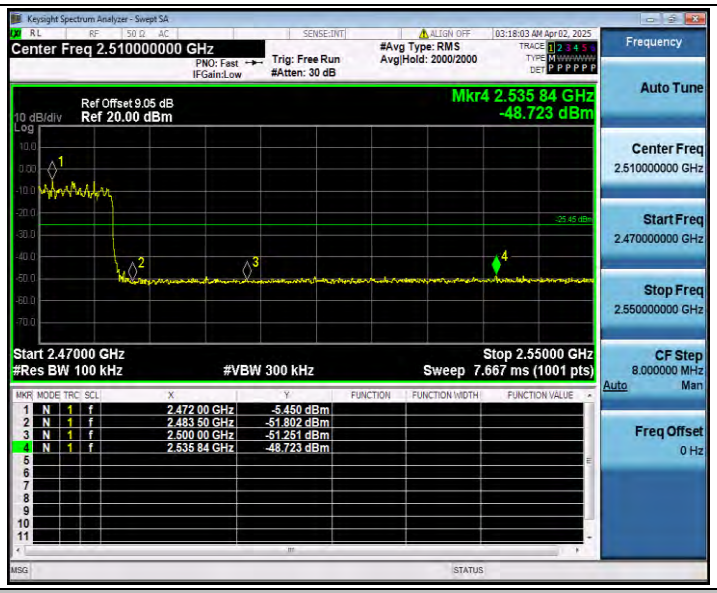

3DH1_Ant1_Low_2402

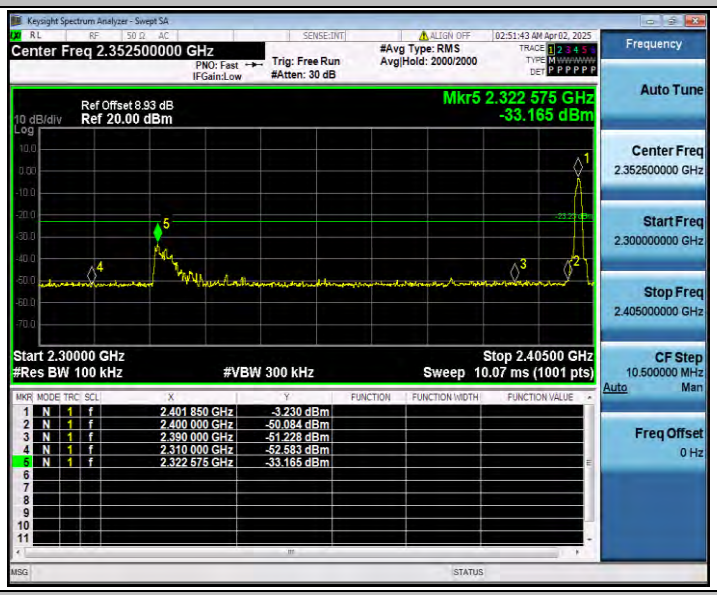

3DH1_Ant1_High_2480

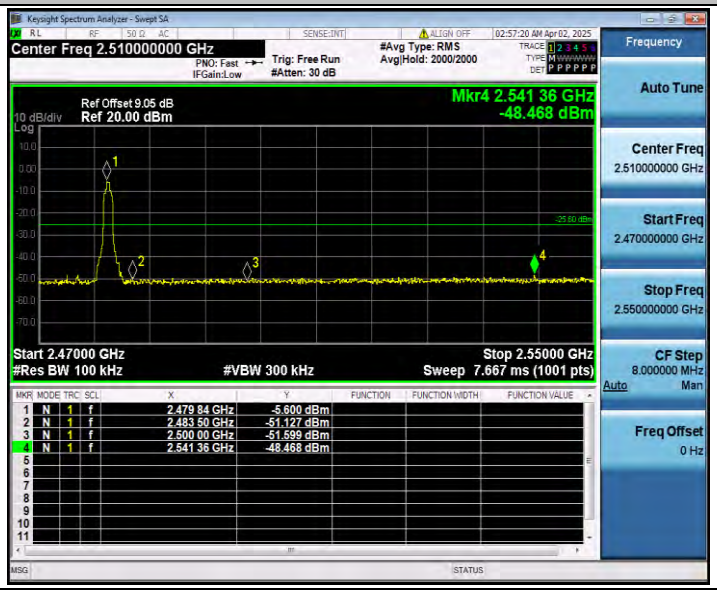

3DH1_Ant1_Low_Hop_2402
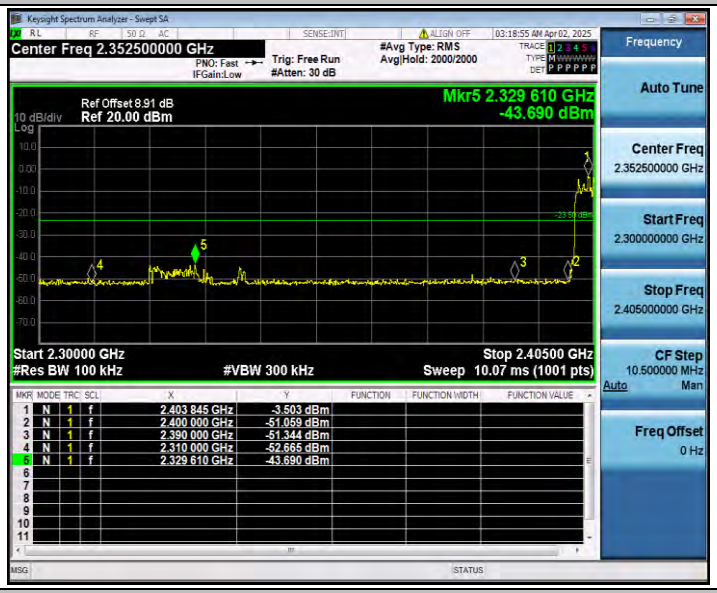

3DH1_Ant1_High_Hop_2480
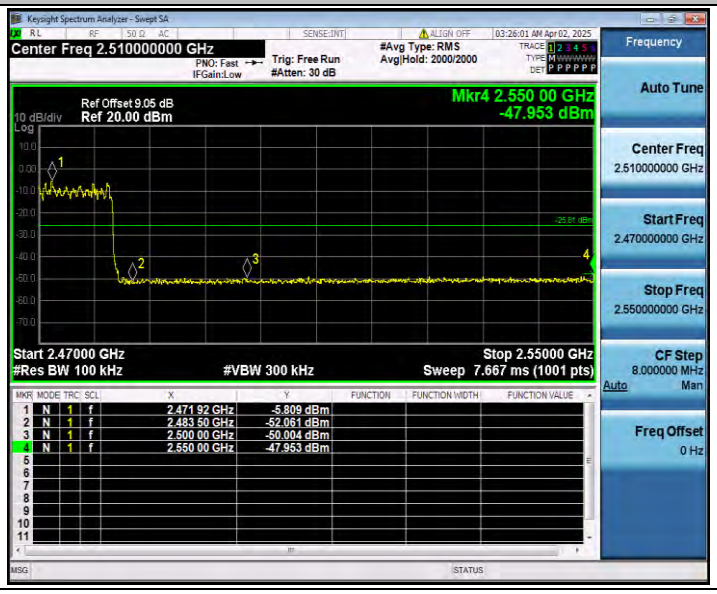

Appendix A.8: Conducted Spurious Emission

Test Result

TestMode	Antenna	Freq(MHz)	FreqRange [MHz]	RefLevel [dBm]	Result [dBm]	Limit [dBm]	Verdict
DH1	Ant1	2402	Reference	-3.92	-3.92	---	PASS
			30~1000	-3.92	-50.98	≤-23.92	PASS
			1000~26500	-3.92	-44.35	≤-23.92	PASS
		2441	Reference	-4.47	-4.47	---	PASS
			30~1000	-4.47	-50.54	≤-24.47	PASS
			1000~26500	-4.47	-42.23	≤-24.47	PASS
		2480	Reference	-5.97	-5.97	---	PASS
			30~1000	-5.97	-51.6	≤-25.97	PASS
			1000~26500	-5.97	-41.68	≤-25.97	PASS
2DH1	Ant1	2402	Reference	-3.49	-3.49	---	PASS
			30~1000	-3.49	-50.57	≤-23.49	PASS
			1000~26500	-3.49	-47.71	≤-23.49	PASS
		2441	Reference	-5.29	-5.29	---	PASS
			30~1000	-5.29	-50.47	≤-25.29	PASS
			1000~26500	-5.29	-45.03	≤-25.29	PASS
		2480	Reference	-6.54	-6.54	---	PASS
			30~1000	-6.54	-50.72	≤-26.54	PASS
			1000~26500	-6.54	-41.78	≤-26.54	PASS
3DH1	Ant1	2402	Reference	-3.35	-3.35	---	PASS
			30~1000	-3.35	-51.11	≤-23.35	PASS
			1000~26500	-3.35	-34.84	≤-23.35	PASS
		2441	Reference	-4.67	-4.67	---	PASS
			30~1000	-4.67	-51	≤-24.67	PASS
			1000~26500	-4.67	-43.2	≤-24.67	PASS
		2480	Reference	-5.72	-5.72	---	PASS
			30~1000	-5.72	-51.07	≤-25.72	PASS
			1000~26500	-5.72	-40.74	≤-25.72	PASS

Test Graphs

DH1_Ant1_2402_0~Reference

DH1_Ant1_2402_30~1000

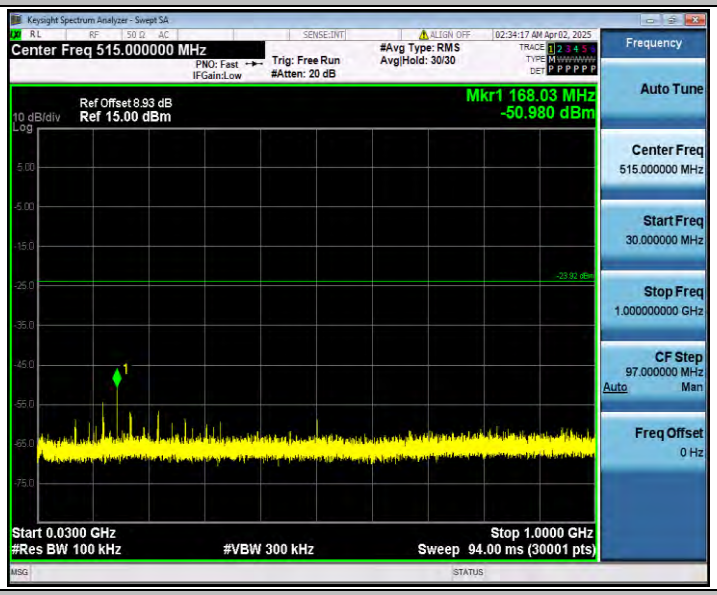

DH1_Ant1_2402_1000~26500

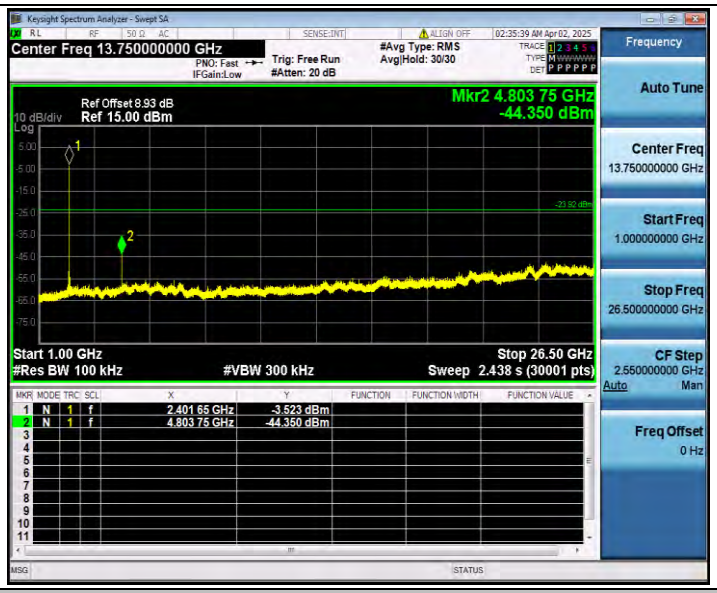

DH1_Ant1_2441_0~Reference

DH1_Ant1_2441_30~1000

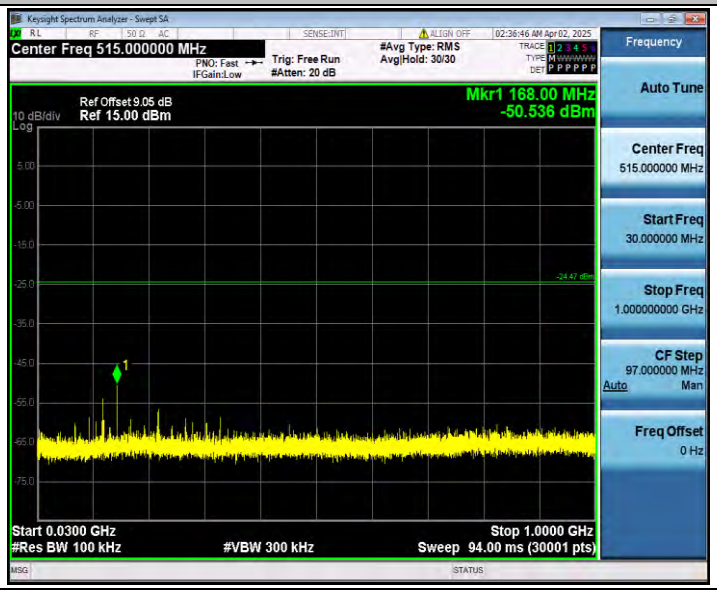

DH1_Ant1_2441_1000~26500

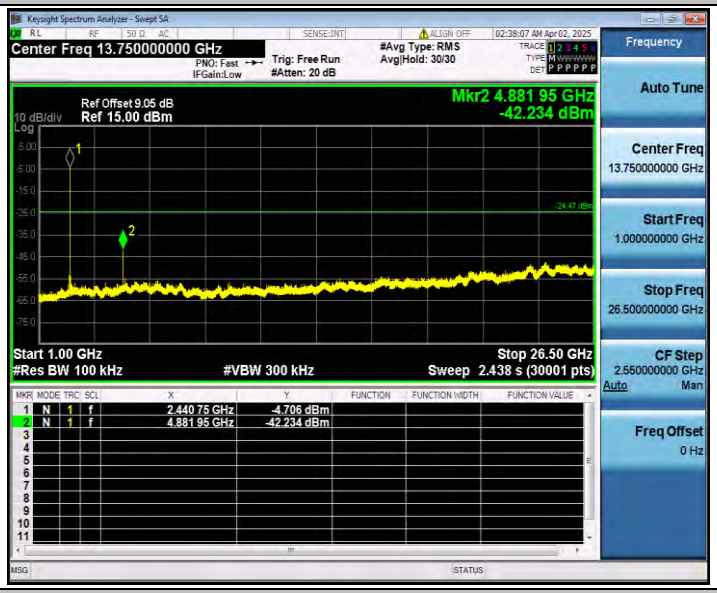

DH1_Ant1_2480_0~Reference

DH1_Ant1_2480_30~1000

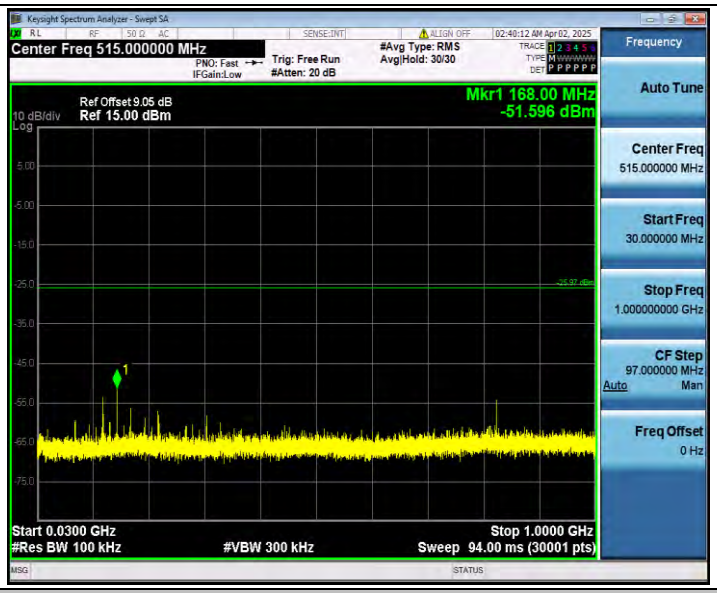

DH1_Ant1_2480_1000~26500

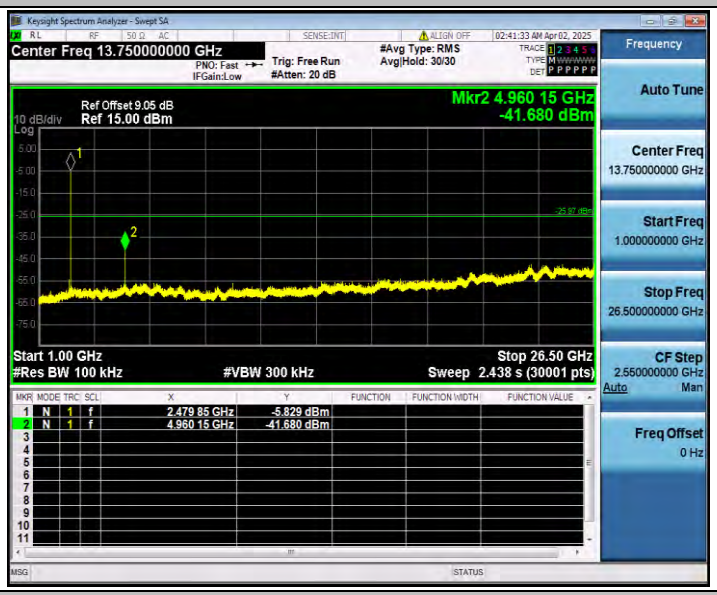

2DH1_Ant1_2402_0~Reference

2DH1_Ant1_2402_30~1000

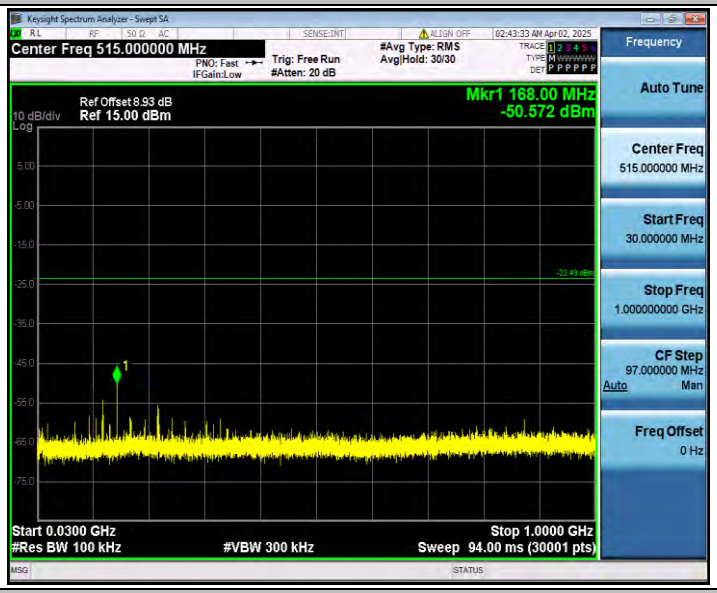

2DH1_Ant1_2402_1000~26500

2DH1_Ant1_2441_0~Reference

2DH1_Ant1_2441_30~1000

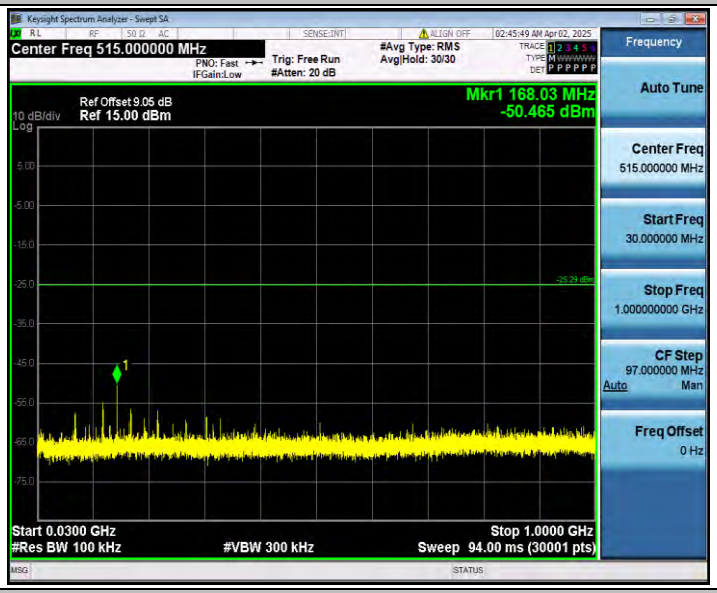

2DH1_Ant1_2441_1000~26500

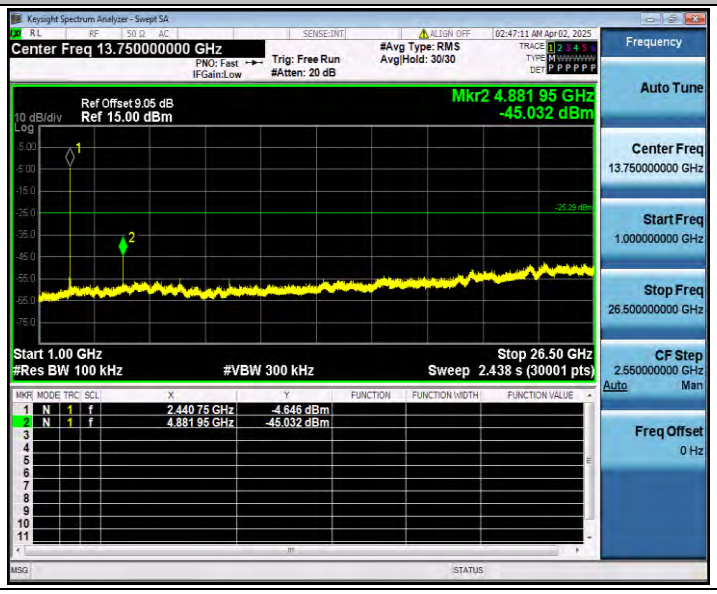

2DH1_Ant1_2480_0~Reference

2DH1_Ant1_2480_30~1000

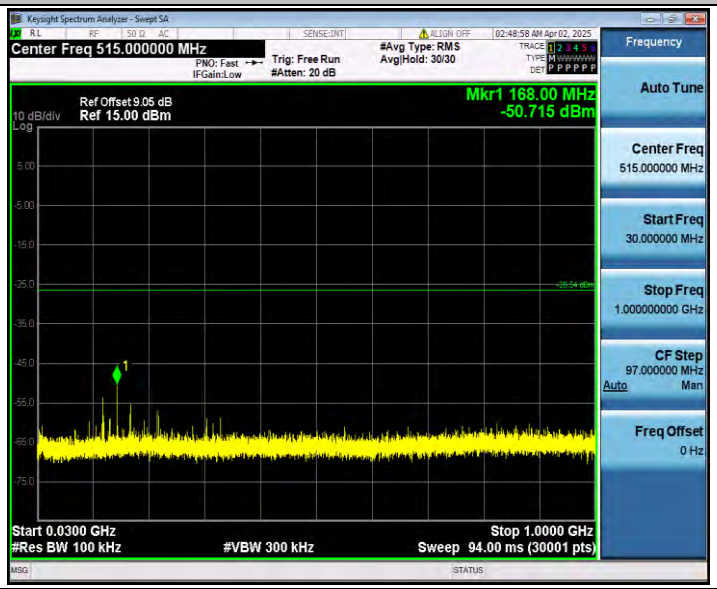

2DH1_Ant1_2480_1000~26500

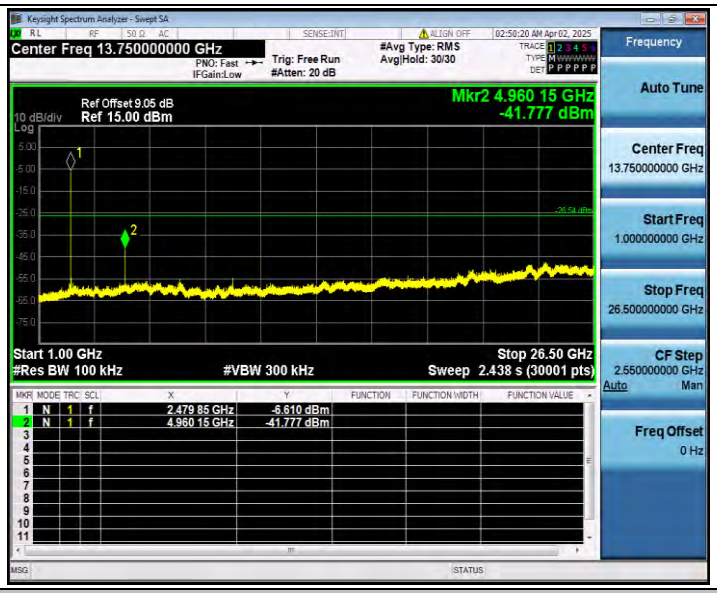

3DH1_Ant1_2402_0~Reference

3DH1_Ant1_2402_30~1000

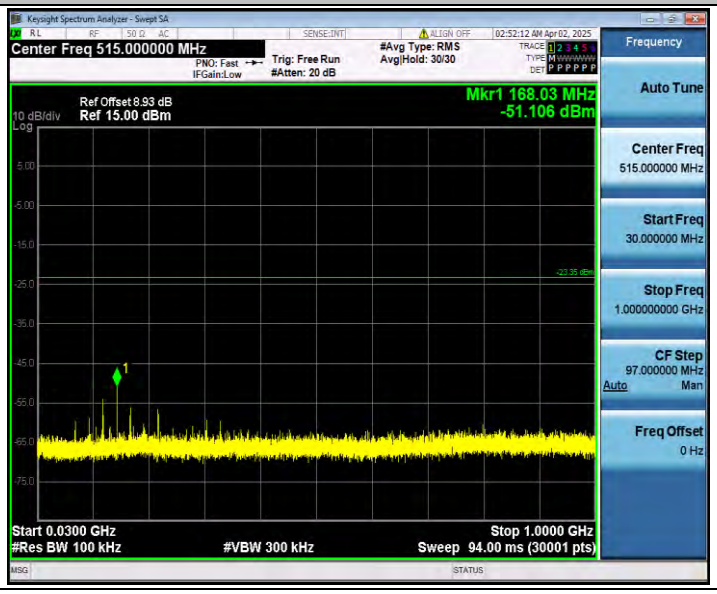

3DH1_Ant1_2402_1000~26500

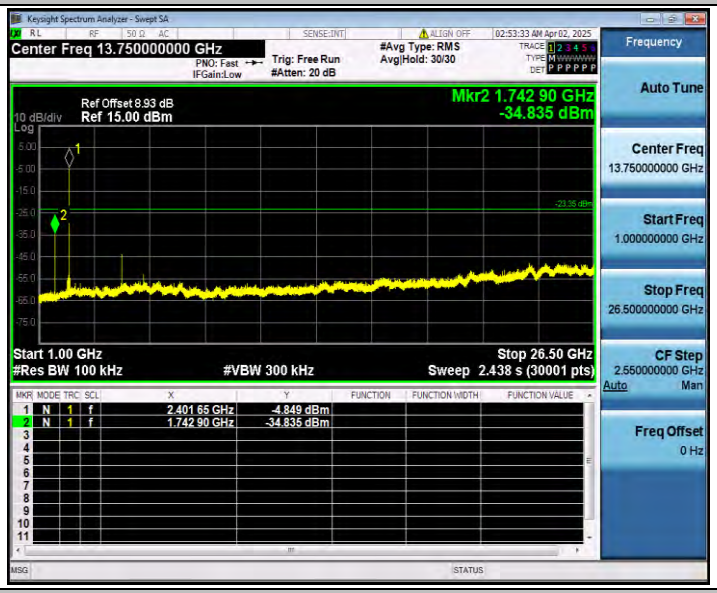

3DH1_Ant1_2441_0~Reference

3DH1_Ant1_2441_30~1000

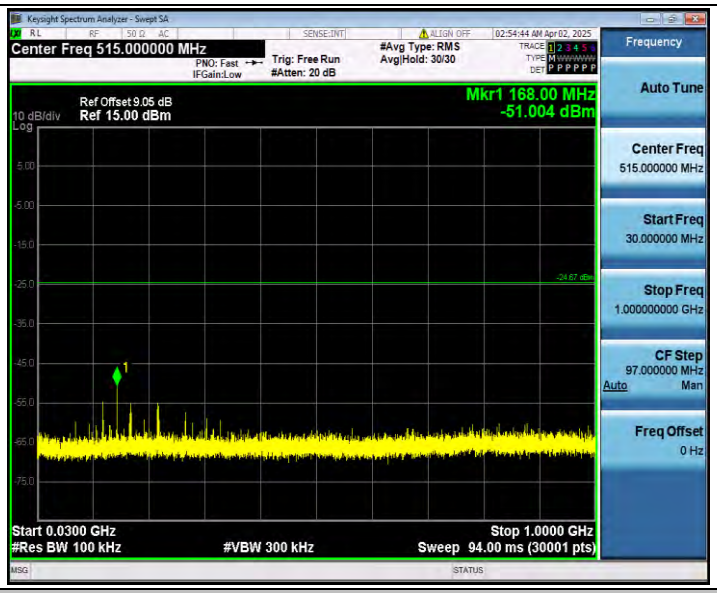

3DH1_Ant1_2441_1000~26500

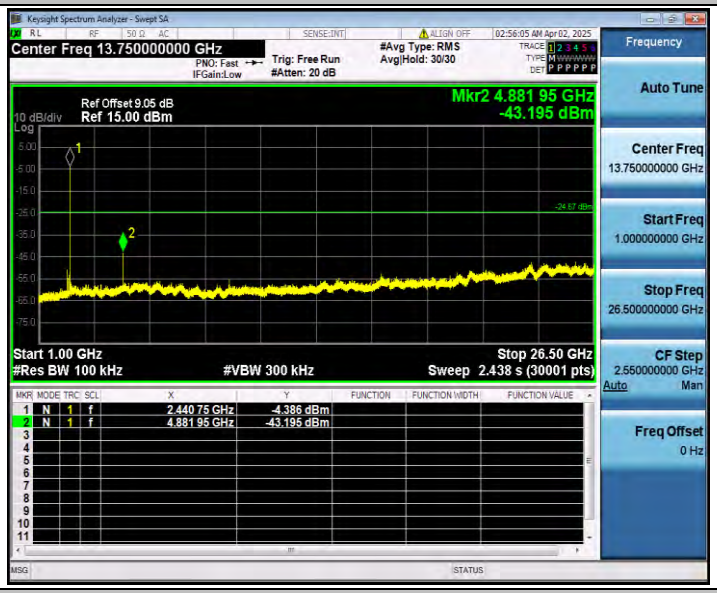

3DH1_Ant1_2480_0~Reference

3DH1_Ant1_2480_30~1000

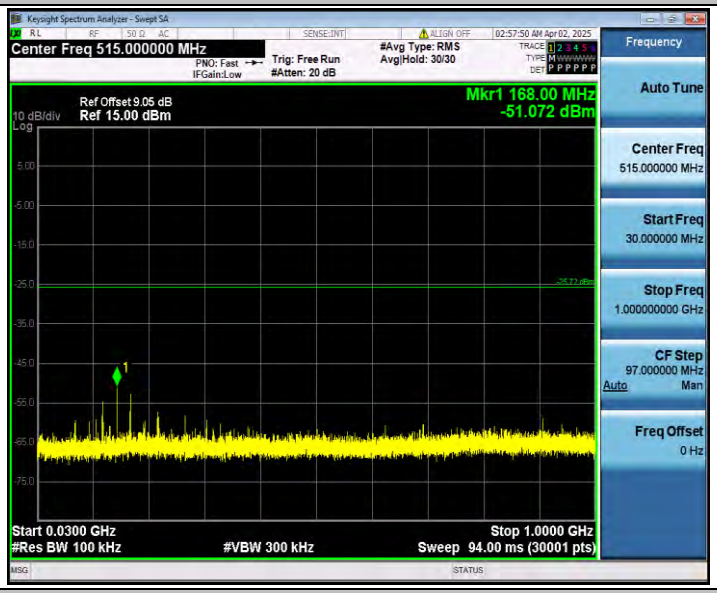

3DH1_Ant1_2480_1000~26500

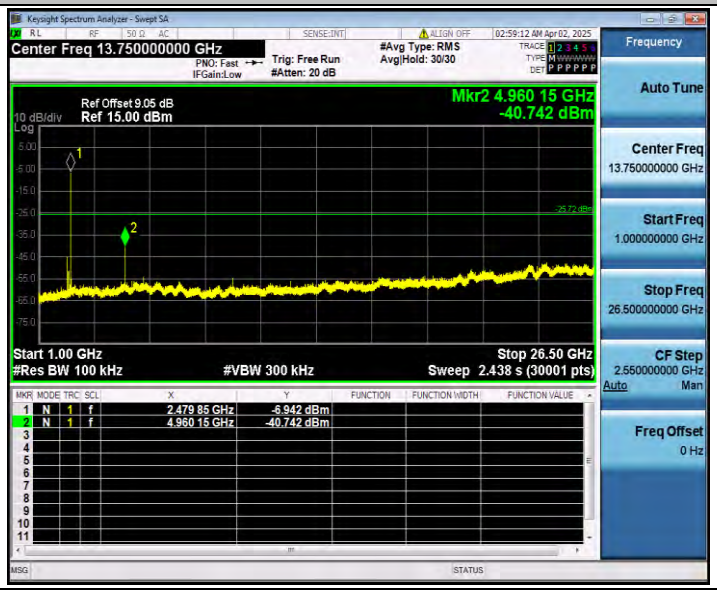

Appendix A.9: Emissions in Restricted Bands

Test Result

TestMode	Antenna	ChName	Freq(MHz)	Detector	Freq [MHz]	Result [dBm]	Limit [dBm]	Result [dBuV/m]	Limit [dBuV/m]	Verdict
DH1	Ant1	Low	2402	AV	2310.000	-49.63	≤-41.20	45.57	≤54	PASS
				AV	2378.015	-48.03	≤-41.20	47.17	≤54	PASS
				AV	2390.000	-49.14	≤-41.20	46.06	≤54	PASS
				Peak	2310.000	-46.1	≤-21.20	49.10	≤74	PASS
				Peak	2326.565	-39.35	≤-21.20	55.85	≤74	PASS
				Peak	2390.000	-40.84	≤-21.20	54.36	≤74	PASS
		High	2480	AV	2483.500	-48.98	≤-41.20	46.22	≤54	PASS
				AV	2499.920	-48.65	≤-41.20	46.55	≤54	PASS
				AV	2500.000	-48.6	≤-41.20	46.60	≤54	PASS
				Peak	2483.500	-41.7	≤-21.20	53.50	≤74	PASS
				Peak	2487.680	-39.22	≤-21.20	55.98	≤74	PASS
				Peak	2500.000	-40.27	≤-21.20	54.93	≤74	PASS
2DH1	Ant1	Low	2402	AV	2310.000	-49.45	≤-41.20	45.75	≤54	PASS
				AV	2377.805	-48.29	≤-41.20	46.91	≤54	PASS
				AV	2390.000	-48.93	≤-41.20	46.27	≤54	PASS
				Peak	2310.000	-41.63	≤-21.20	53.57	≤74	PASS
				Peak	2367.095	-38.06	≤-21.20	57.14	≤74	PASS
				Peak	2390.000	-41.77	≤-21.20	53.43	≤74	PASS
		High	2480	AV	2483.500	-48.98	≤-41.20	46.22	≤54	PASS
				AV	2496.400	-48.68	≤-41.20	46.52	≤54	PASS
				AV	2500.000	-48.76	≤-41.20	46.44	≤54	PASS
				Peak	2483.500	-40.51	≤-21.20	54.69	≤74	PASS
				Peak	2493.680	-39.31	≤-21.20	55.89	≤74	PASS
				Peak	2500.000	-40.13	≤-21.20	55.07	≤74	PASS
3DH1	Ant1	Low	2402	AV	2310.000	-49.56	≤-41.20	45.64	≤54	PASS
				AV	2324.150	-43.77	≤-41.20	51.43	≤54	PASS
				AV	2390.000	-49.07	≤-41.20	46.13	≤54	PASS
				Peak	2310.000	-43.03	≤-21.20	52.17	≤74	PASS
				Peak	2328.035	-33.19	≤-21.20	62.01	≤74	PASS
				Peak	2390.000	-41.6	≤-21.20	53.60	≤74	PASS
		High	2480	AV	2483.500	-48.94	≤-41.20	46.26	≤54	PASS
				AV	2496.240	-48.64	≤-41.20	46.56	≤54	PASS
				AV	2500.000	-48.73	≤-41.20	46.47	≤54	PASS
				Peak	2483.500	-41.63	≤-21.20	53.57	≤74	PASS
				Peak	2494.560	-38.77	≤-21.20	56.43	≤74	PASS

				Peak	2500.000	-40.71	≤-21.20	54.49	≤74	PASS

Note：

1. The Antenna Gain is compensated in the graph.
2. The Duty Cycle Factor and RBW Factor is compensated in the graph.
3. The limit in dBm for average detector is conversion from 54dBuV/m, according to 15.209(a). The limit in dBm for peak detector is 20dB above the limit of average detector in dBm.

Test Graphs

DH1_Ant1_Low_2402_AV

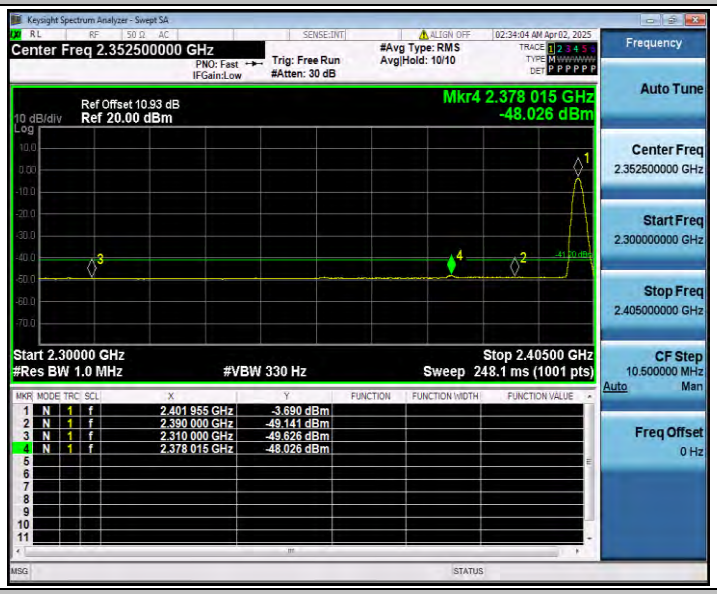

DH1_Ant1_Low_2402_Peak

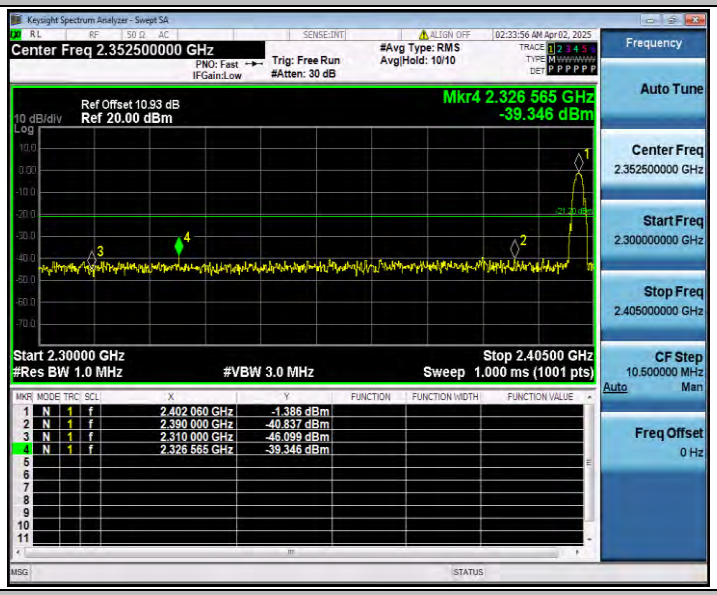

DH1_Ant1_High_2480_AV

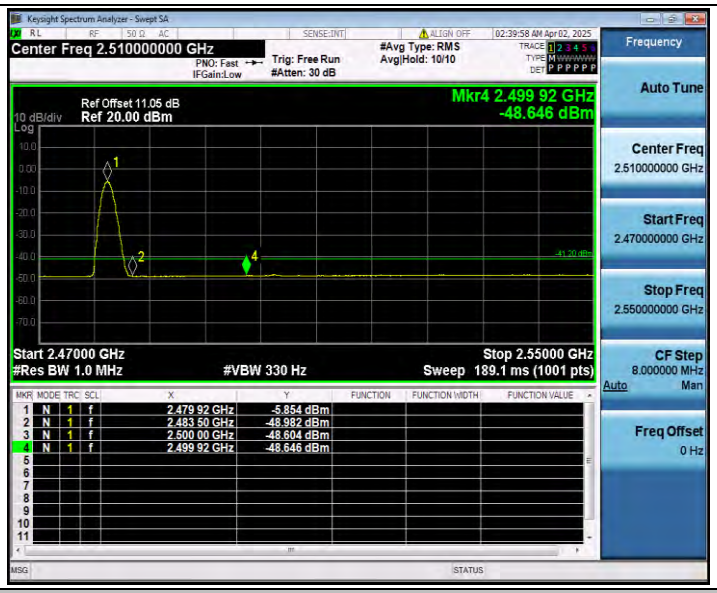

DH1_Ant1_High_2480_Peak

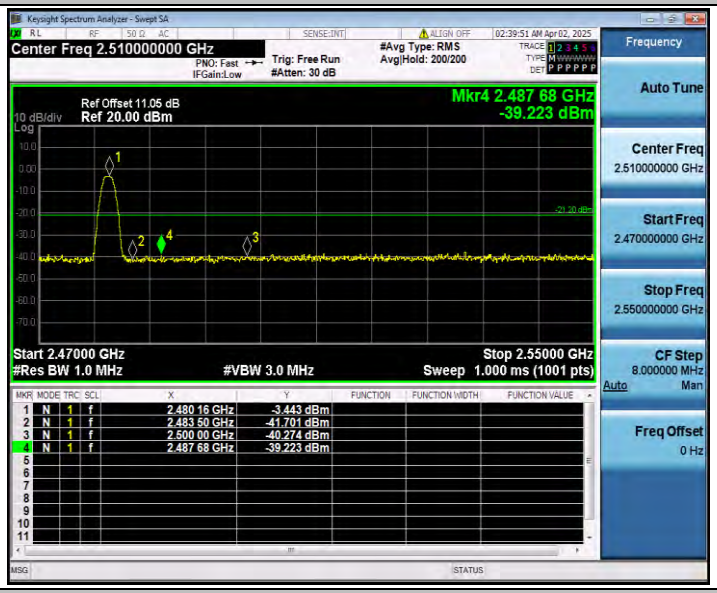

2DH1_Ant1_Low_2402_AV

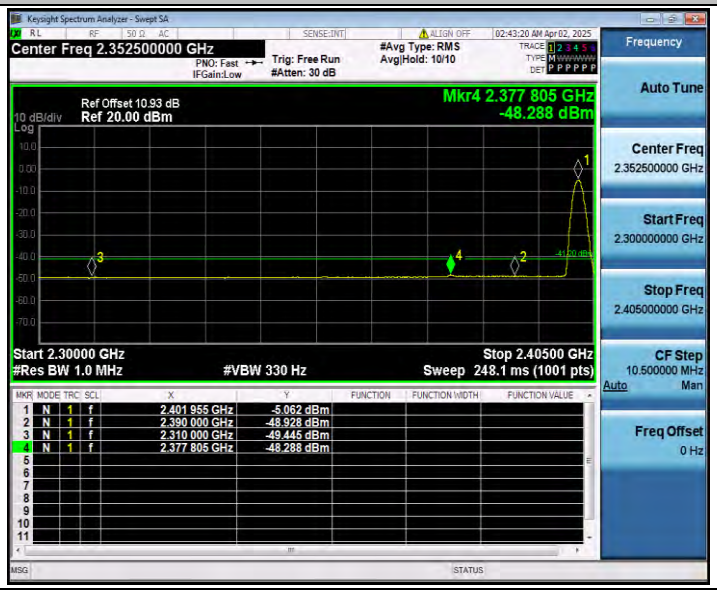

2DH1_Ant1_Low_2402_Peak

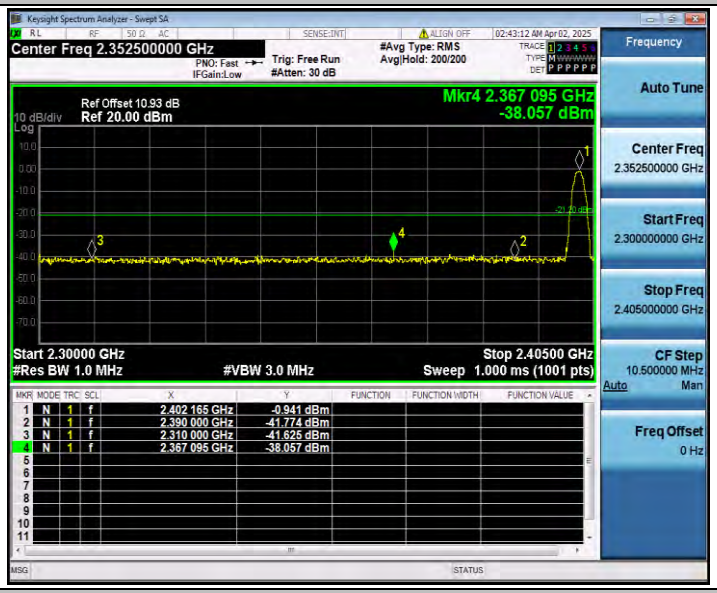

2DH1_Ant1_High_2480_AV

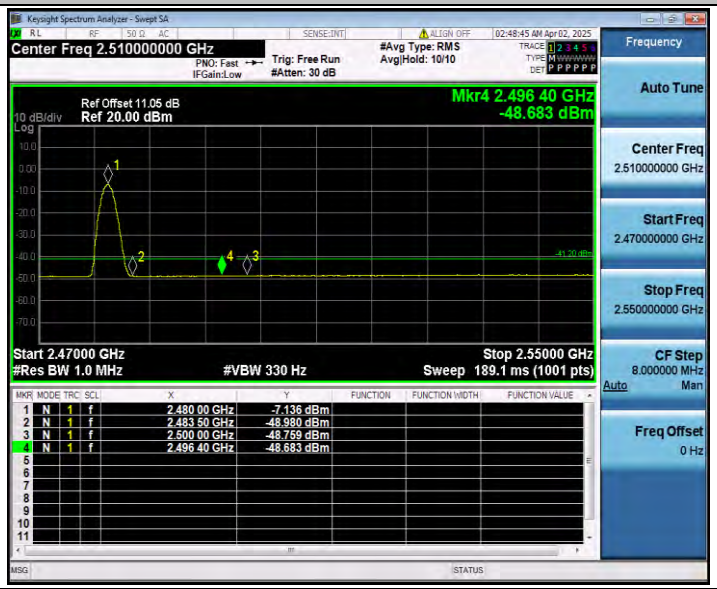

2DH1_Ant1_High_2480_Peak

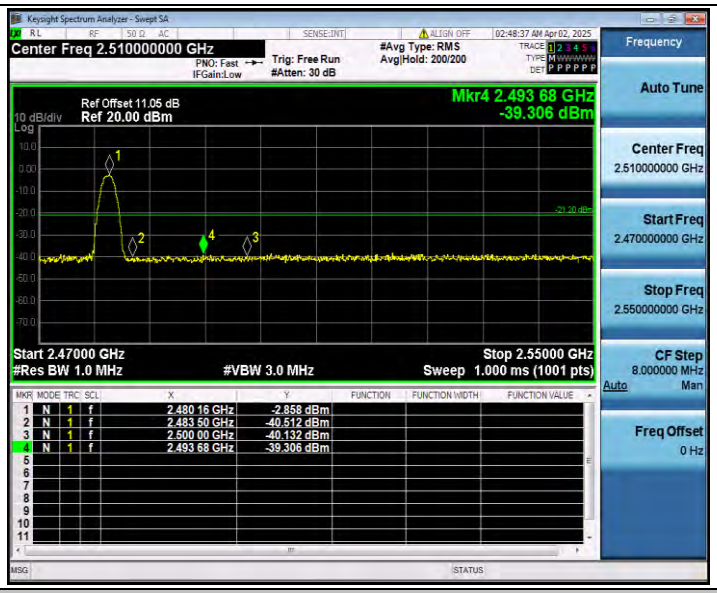

3DH1_Ant1_Low_2402_AV

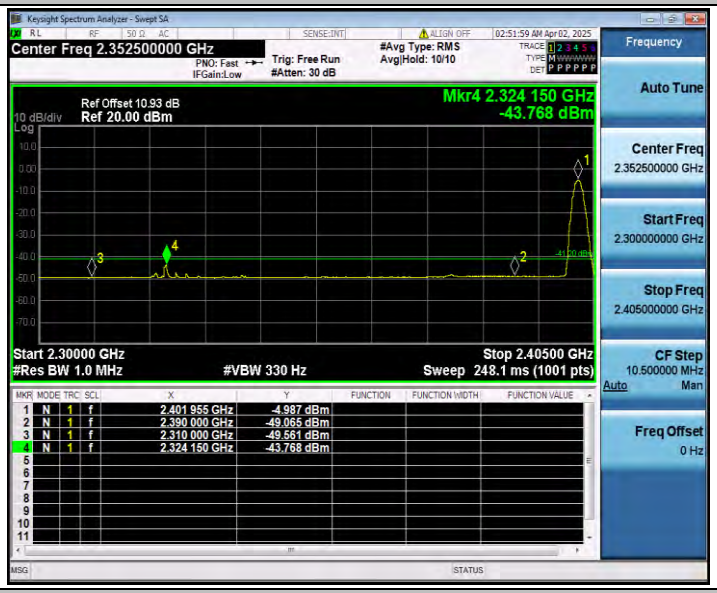

3DH1_Ant1_Low_2402_Peak

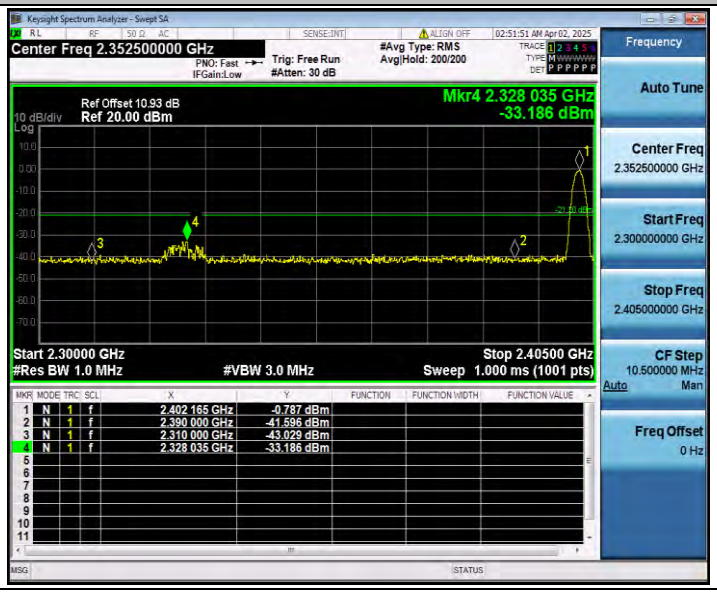

3DH1_Ant1_High_2480_AV

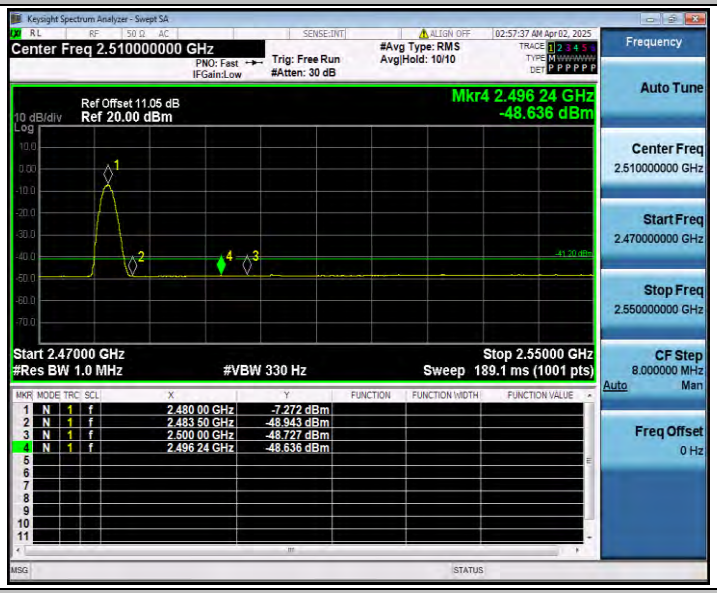
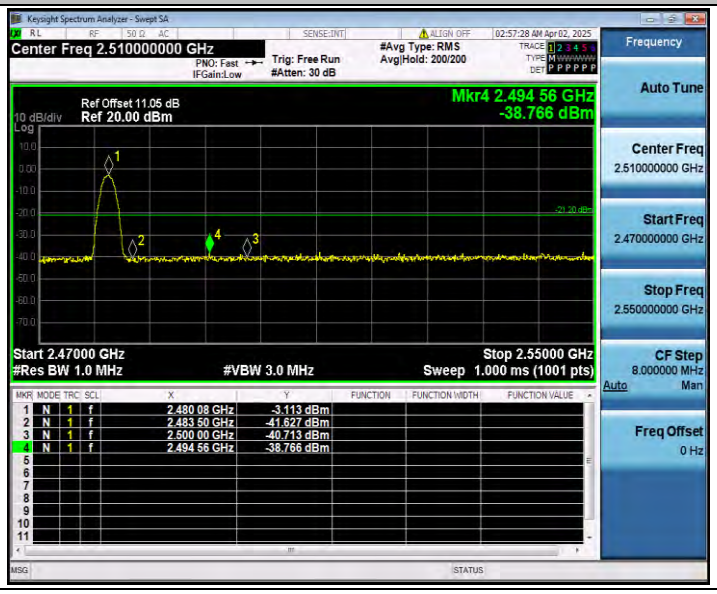
3DH1_Ant1_High_2480_Peak