65 mm

84 mm

User Manual

1. Download the "AI Einkcase" APP in the Apple Store.
2. Turn on the NFC and Bluetooth of the mobile phone: Settings - Bluetooth, Settings - General - NFC
3. The correct methods for installing and uninstalling the mobile phone case.
4. Open the APP, click the icon on the upper right corner and bind the phone case.

The wrong way of use may damage your phone case. Please be sure to read this card carefully before use.

Product Information

Packing List: Smart E-ink Phone Case, Instruction Manual.

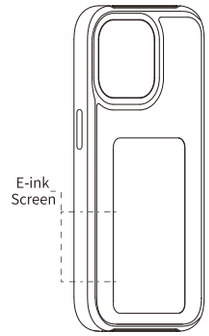

1. Please keep the mobile network/ Wi-Fi signal unblocked during the using process.
2. The e-ink screen is a fragile component. Please handle it with care.
3. The phone case is not waterproof. Please do not use it in a humid environment.

The e-ink screen is a fragile part, please use it with care!

Install

How to install: First, place the mobile phone into the bottom of the phone case, and then gradually press it into the phone case from bottom to top.

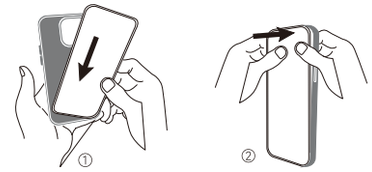

Uninstall

How to uninstall: Push the phone out at the camera area of the phone case and gradually take the phone out from top to bottom.

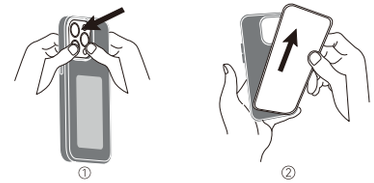

Equipment Use

1. Download the "AI Einkcase" APP from the Apple Store.
2. Turn on the phone's NFC and Bluetooth: Settings - Bluetooth, Settings - General - NFC.
3. Open the APP and click the icon in the upper - right corner to bind the phone case.

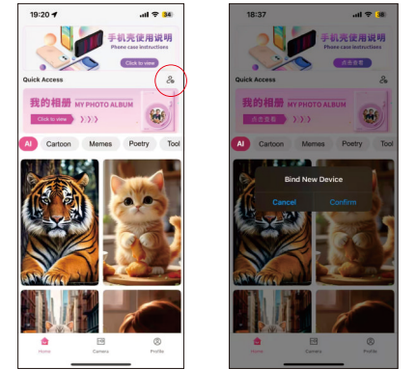

Projection Settings

1. Click "My Album" and select a photo (or directly select a photo from the gallery).
2. Adjust the photo size and check to confirm.
3. Select your preferred display algorithm (color imitation, color gradient, grayscale).
4. Finally, click "Projection".

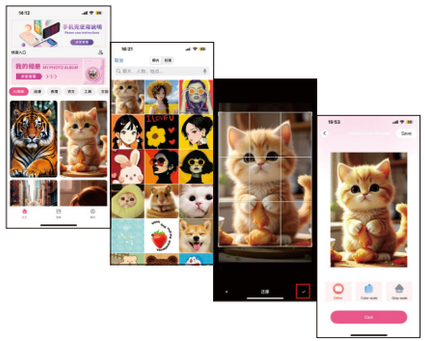

Explanations of Three Display Algorithms

1. Dithering Algorithm
- It is applicable to all types of pictures. For pictures with more complex content and colors, such as landscapes, portraits, and pet photos, the display effect of the dithering algorithm is better.



2. Color - gradient algorithm
- It is suitable for simple - colored cartoons, texts, and two - dimensional code displays.

3. Grayscale algorithm
- It is applicable to all types of pictures, but the grayscale algorithm has only two colors: black and white.

How to improve the display effect of patterns?

1. Select appropriate pictures
- The mobile phone case is equipped with a four - color e - ink screen, which contains electronic ink molecules of four colors: black, white, yellow, and red. If the picture contains a large number of colors that are not included in the four - color e - ink screen, such as blue and purple, the display effect will be less than satisfactory. It is recommended to choose pictures in the yellow or red color system, so as to maximize the display function of the four - color e - ink screen.

2. Picture beautification
- Color adjustment
  By adjusting the brightness, contrast, and saturation of the picture, make the picture look more vivid.
- Filters
  Choose appropriate filters to make the picture more vivid. There are 8 kinds of filters: original, balanced, blue - tone, Gothic, LOMO, sharpening, wine - red, and night - view.

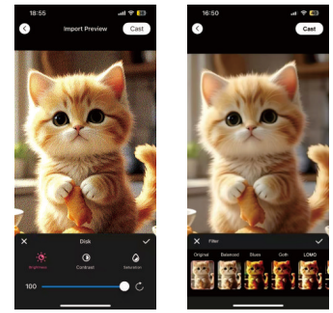

Frequently Asked Questions

Question: Do you need to reconnect NFC every time you open the app to transfer pictures?
Answer: NFC does not need to be reconnected. Just turn on NFC in the settings and it can be used for transmission at any time.

Question: Does NFC consume mobile phone battery power?
Answer: The smart phone case is synchronized through NFC connection. Only a small amount of current is needed during the transmission process, and the mobile phone battery power will not be consumed at other times.

Question: Unable to synchronize new pictures to the smart phone case?
Answer: Please close and reopen the APP.

Question: Sometimes the projection is successful, sometimes it is not. What is the reason?
Answer: The projection success rate will be affected when the battery is low. Please charge it in time.

Question: Unable to read NFC tags?
Answer: Please make sure that your mobile phone supports NFC function, and the model of the phone case is correctly matched with the mobile phone model.

Question: Why can't the projection be made?
Answer: Please make sure that the device has been successfully bound.

Question: Why can't the text be edited twice after adding it to the picture?
Answer: Text editing should be done after adding filters and color - adjusting the picture.

Question: Why can't some pictures in the album be displayed and selected?
Answer: The photo permission in the APP should be set to allow "Full Access".

This device complies with Part 15 of the FCC Rules. Operation is subject to the following two conditions: (1) this device may not cause harmful interference, and (2) this device must accept any interference received, including interference that may cause undesired operation

NOTE: This equipment has been tested and found to comply with the limits for a Class B digital device, pursuant to Part 15 of the FCC Rules. These limits are designed to provide reasonable protection against harmful interference in a residential installation. This equipment generates, uses and can radiate radio frequency energy and, if not installed and used in accordance with the instructions, may cause harmful interference to radio communications. However, there is no guarantee that interference will not occur in a particular installation.
If this equipment does cause harmful interference to radio or television reception, which can be determined by turning the equipment off and on, the user is encouraged to try to correct the interference by one or more of the following measures:
-- Reorient or relocate the receiving antenna.
-- Increase the separation between the equipment and receiver.
-- Connect the equipment into an outlet on a circuit different from that to which the receiver is connected.
-- Consult the dealer or an experienced radio/TV technician for help.

Warning: changes or modifications not expressly approved by the party responsible for compliance could void the user's authority to operate the equipment

The devices has been evaluated to meet general RF exposure requirement， the device can be used in portable exposure condition without restriction