In-Band Reference Level
IEEE 802.11b_Channel 1_20MHz_Antenna 0

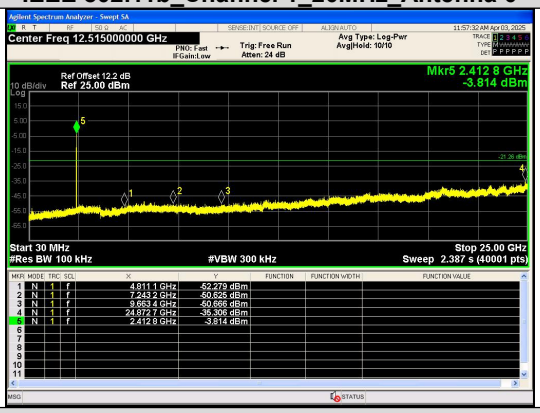

Out Of Band Emission
IEEE 802.11b_Channel 1_20MHz_Antenna 0

30.0 MHz - 25000.0 MHz
IEEE 802.11b_Channel 1_20MHz_Antenna 0

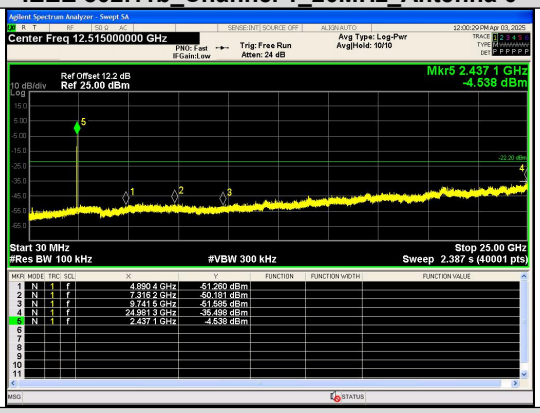

In-Band Reference Level
IEEE 802.11b_Channel 6_20MHz_Antenna 0

30.0 MHz - 25000.0 MHz
IEEE 802.11b_Channel 6_20MHz_Antenna 0

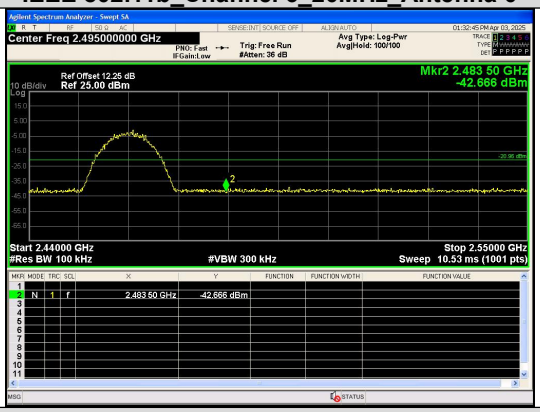

In-Band Reference Level
IEEE 802.11b_Channel 11_20MHz_Antenna 0

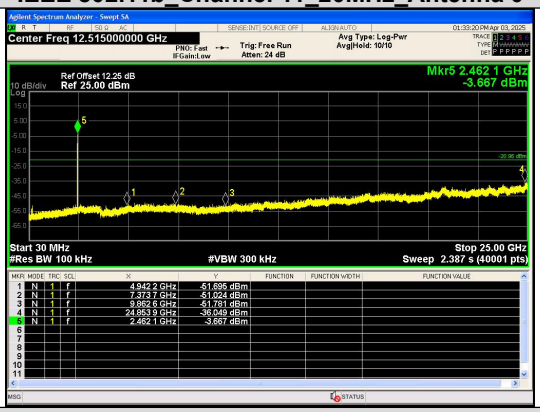

Out Of Band Emission
IEEE 802.11b_Channel 11_20MHz_Antenna 0

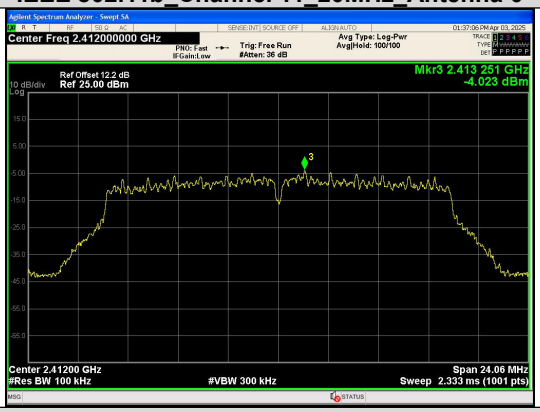

30.0 MHz - 25000.0 MHz
IEEE 802.11b_Channel 11_20MHz_Antenna 0

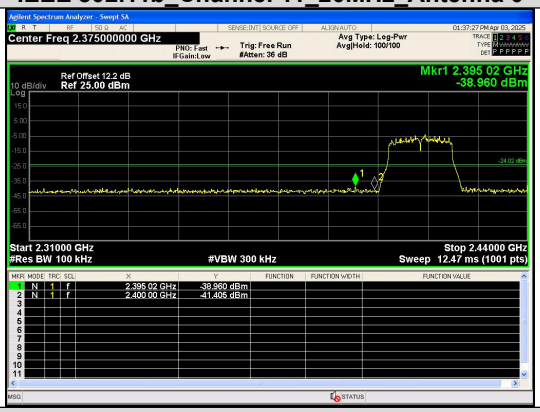

In-Band Reference Level
IEEE 802.11g_Channel 1_20MHz_Antenna 0

Out Of Band Emission
IEEE 802.11g_Channel 1_20MHz_Antenna 0

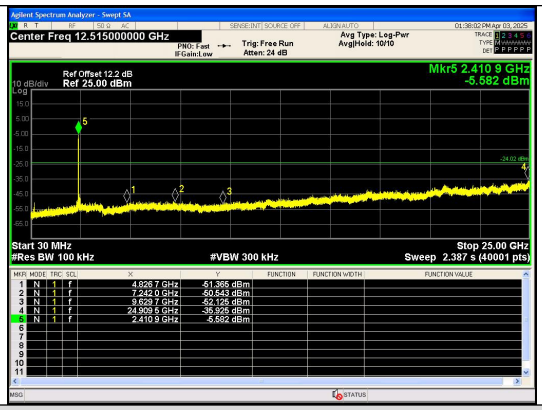

30.0 MHz - 25000.0 MHz
IEEE 802.11g_Channel 1_20MHz_Antenna 0

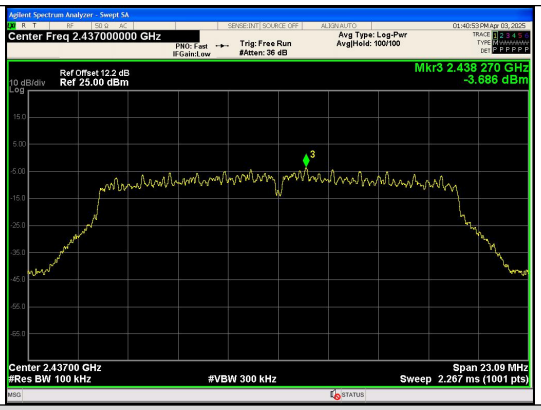

In-Band Reference Level
IEEE 802.11g_Channel 6_20MHz_Antenna 0

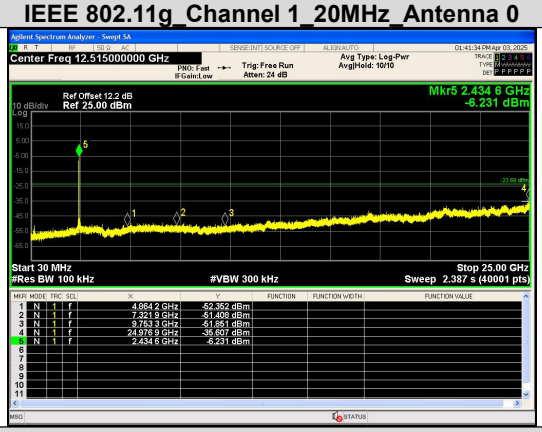

30.0 MHz - 25000.0 MHz
IEEE 802.11g_Channel 6_20MHz_Antenna 0

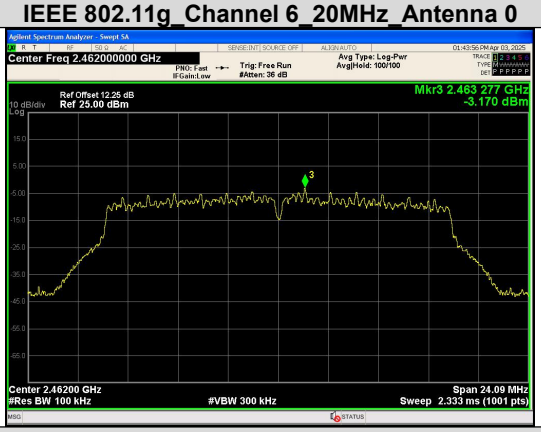

In-Band Reference Level
IEEE 802.11g_Channel 11_20MHz_Antenna 0

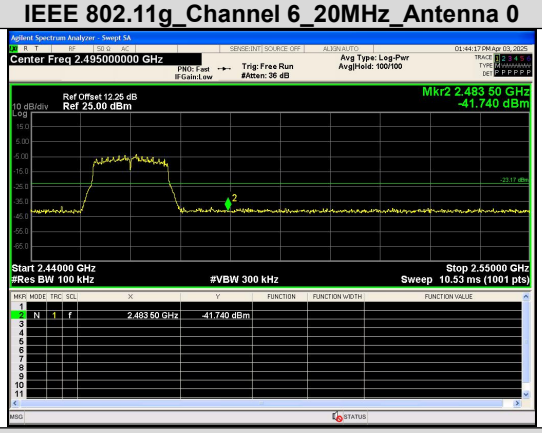

Out Of Band Emission
IEEE 802.11g_Channel 11_20MHz_Antenna 0

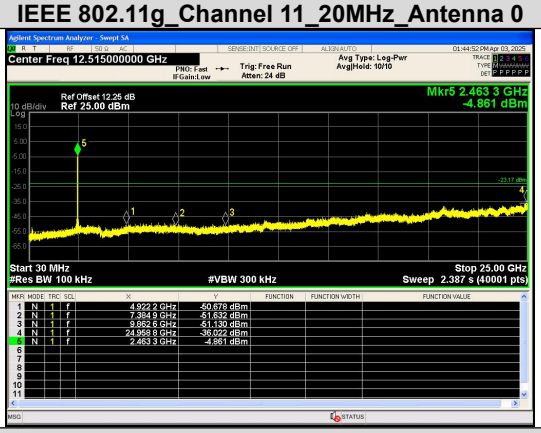

30.0 MHz - 25000.0 MHz
IEEE 802.11g_Channel 11_20MHz_Antenna 0

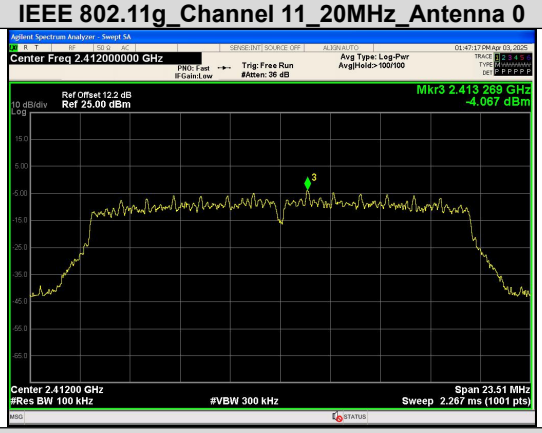

In-Band Reference Level
IEEE 802.11n_Channel 1_20MHz_Antenna 0

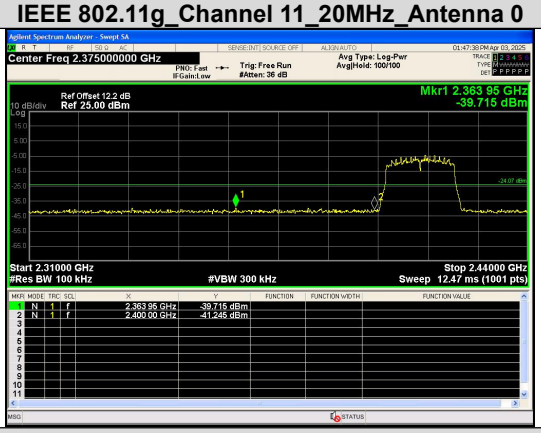

Out Of Band Emission
IEEE 802.11n_Channel 1_20MHz_Antenna 0

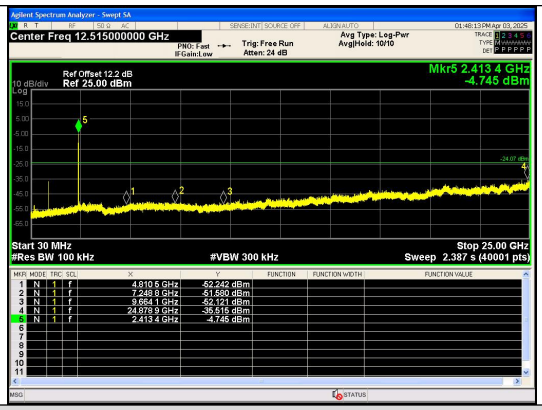

30.0 MHz - 25000.0 MHz
IEEE 802.11n_Channel 1_20MHz_Antenna 0

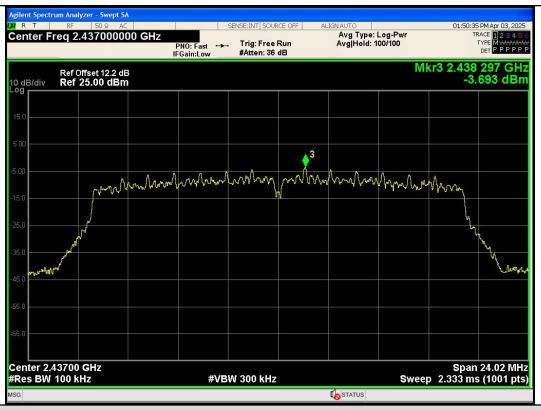

In-Band Reference Level
IEEE 802.11n_Channel 6_20MHz_Antenna 0

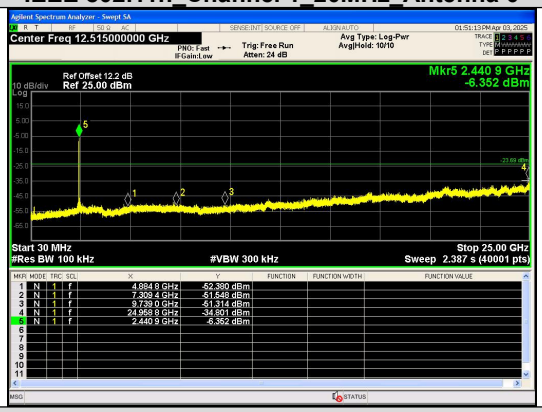

30.0 MHz - 25000.0 MHz
IEEE 802.11n_Channel 6_20MHz_Antenna 0

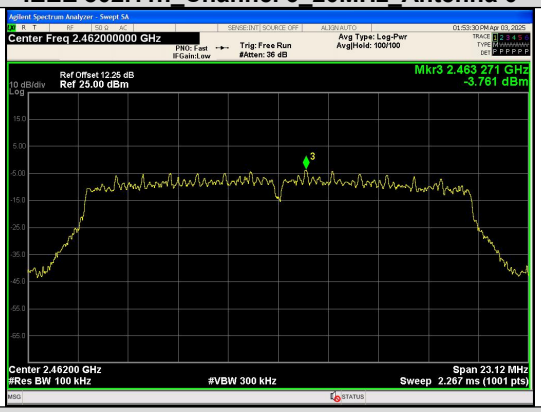

In-Band Reference Level
IEEE 802.11n_Channel 11_20MHz_Antenna 0

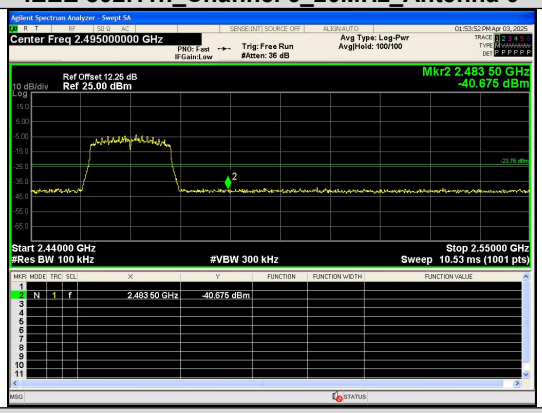

Out Of Band Emission
IEEE 802.11n_Channel 11_20MHz_Antenna 0

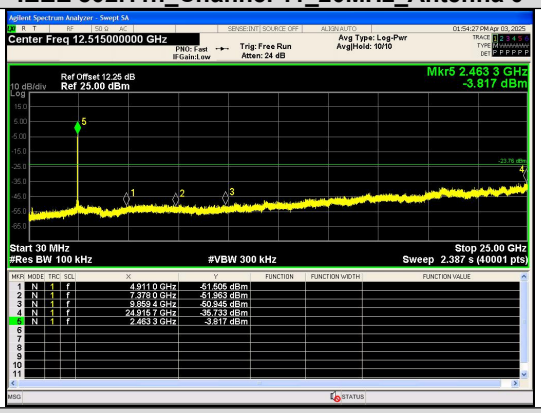

30.0 MHz - 25000.0 MHz
IEEE 802.11n_Channel 11_20MHz_Antenna 0

APPENDIX V. Duty Cycle

Test Result

Mode	Data rates	Channel	Antenna	On Time (ms)	Period (ms)	Duty Cycle (%)	Duty Cycle (linear)	Duty Cycle Factor (dB)	1/T
IEEE 802.11b	11	1	1	0.937	0.966	96.99	0.9699	0.1327	1.0672
		6		0.937	0.966	96.99	0.9699	0.1327	1.0672
		11		0.937	0.966	97.01	0.9701	0.1318	1.0672
IEEE 802.11g	54	1		0.177	0.302	58.62	0.5861	2.3203	5.6497
		6		0.177	0.302	58.66	0.5866	2.3166	5.6497
		11		0.177	0.302	58.66	0.5866	2.3166	5.6497
IEEE 802.11n_20	MCS 7	1		0.165	0.299	55.20	0.5520	2.5806	6.0606
		6		0.165	0.299	55.23	0.5523	2.5782	6.0606
		11		0.165	0.353	46.73	0.4673	3.304	6.0606

Test Graphs

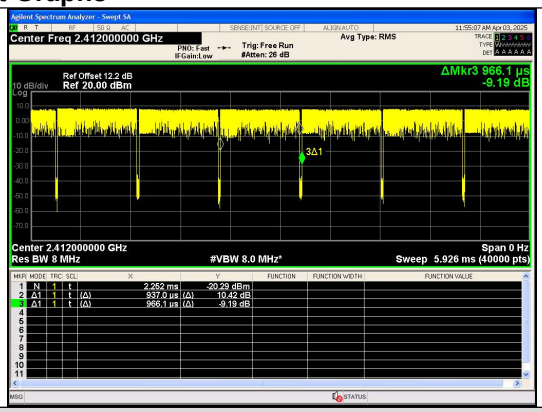

IEEE 802.11b_20MHz_Channel 1

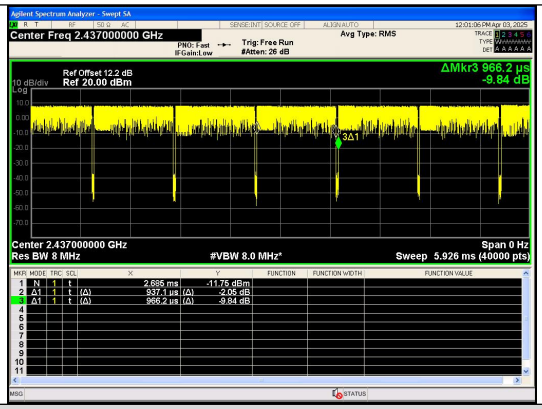

IEEE 802.11b_20MHz_Channel 6

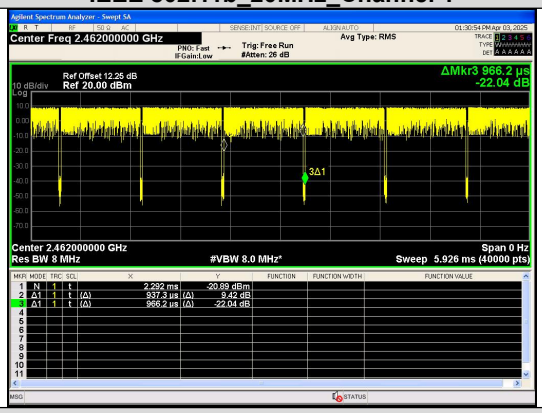

IEEE 802.11b_20MHz_Channel 11

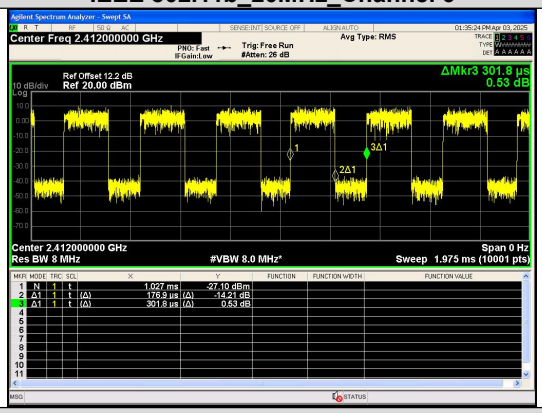

IEEE 802.11g_20MHz_Channel 1

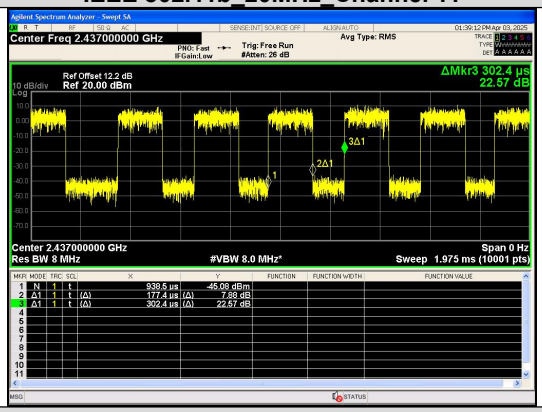

IEEE 802.11g_20MHz_Channel 6

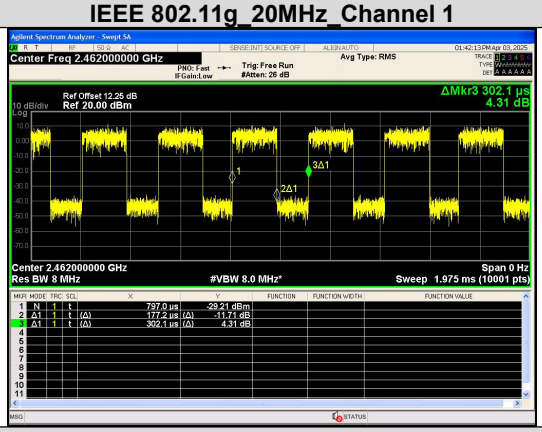

IEEE 802.11g_20MHz_Channel 11

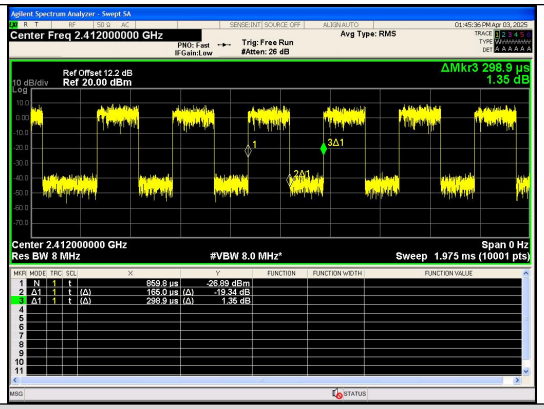

IEEE 802.11n_20MHz_Channel 1

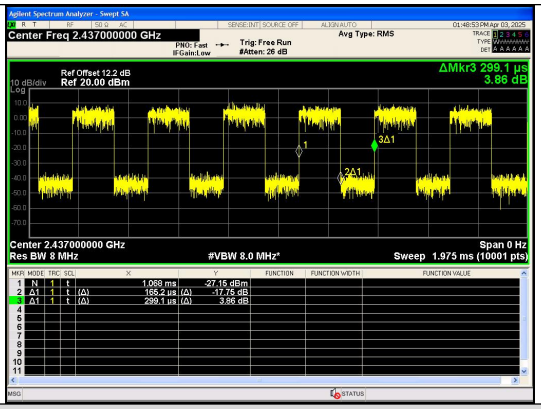

IEEE 802.11n_20MHz_Channel 6

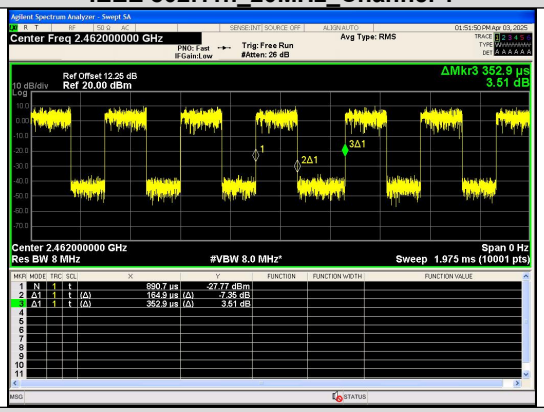

IEEE 802.11n_20MHz_Channel 11

APPENDIX VI. Power Spectral Density

Test Result

Mode	Channel	PSD (dBm/3kHz) Ant. 0	Limit (dBm/3kHz)	Result
IEEE 802.11b	1	-6.183	≤8	PASS
	6	-10.724		PASS
	11	-13.563		PASS
IEEE 802.11g	1	-20.090		PASS
	6	-20.263		PASS
	11	-19.444		PASS
IEEE 802.11n_20	1	-19.768		PASS
	6	-20.482		PASS
	11	-19.229		PASS

Test Graphs

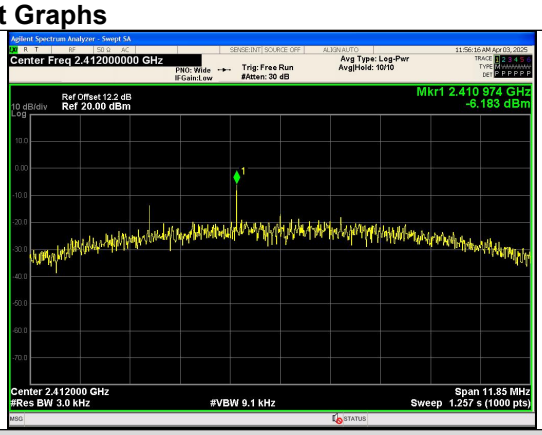

IEEE 802.11b_Channel 1_20MHz_Antenna 0

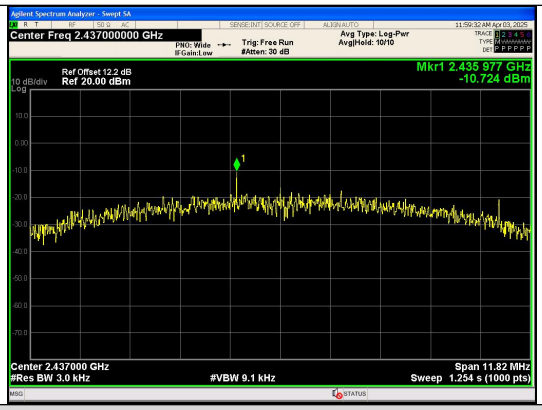

IEEE 802.11b_Channel 6_20MHz_Antenna 0

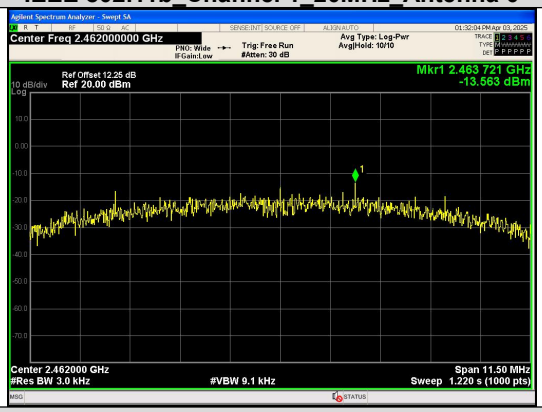

IEEE 802.11b_Channel 11_20MHz_Antenna 0

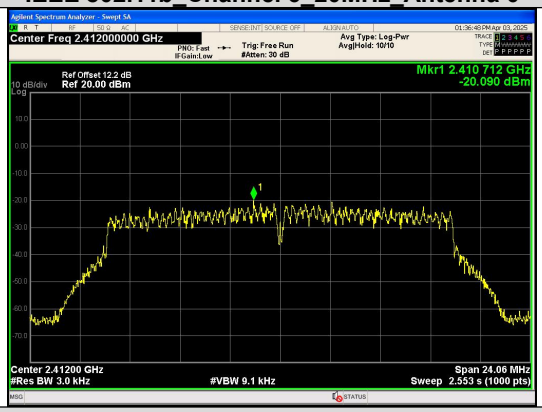

IEEE 802.11g_Channel 1_20MHz_Antenna 0

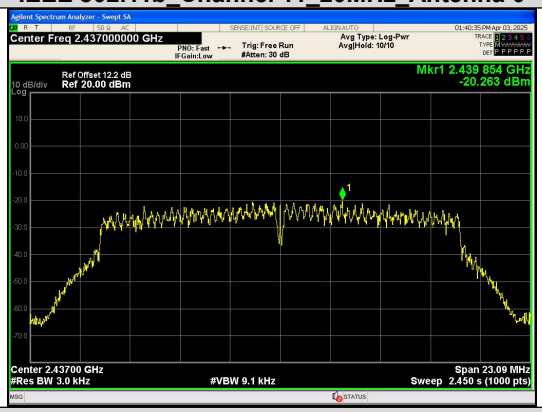

IEEE 802.11g_Channel 6_20MHz_Antenna 0

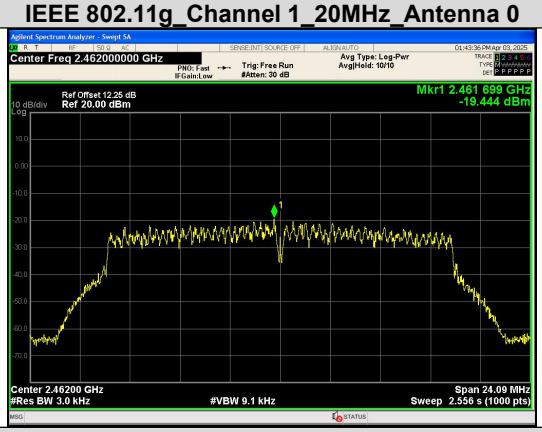

IEEE 802.11g_Channel 11_20MHz_Antenna 0