Hopping No. NVNT 3-DH5 2402MHz Ant1

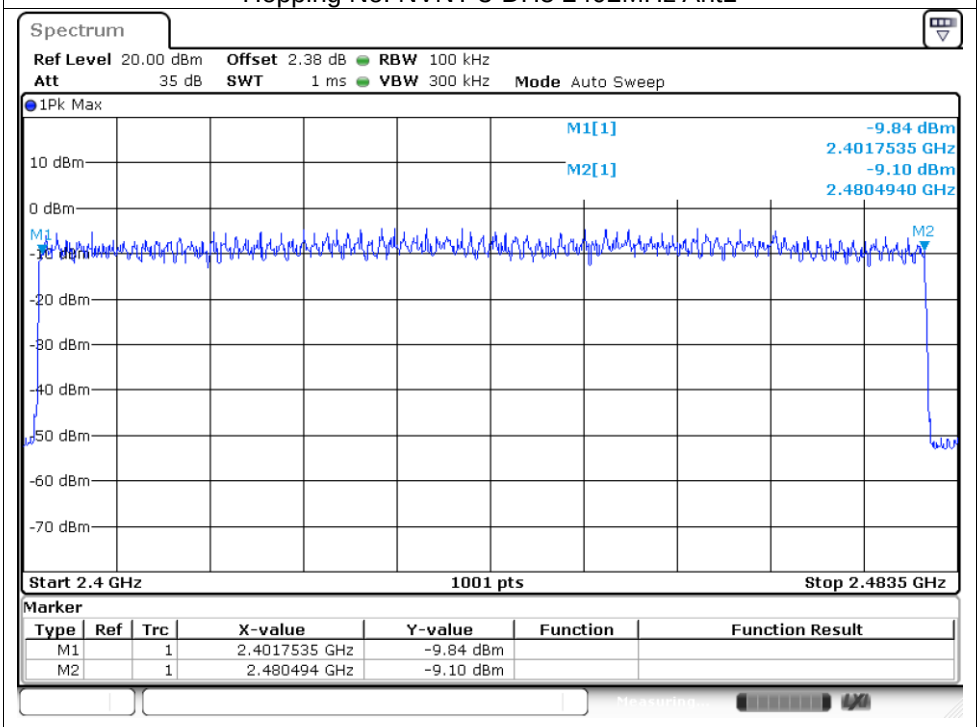

8.7 BAND EDGE

Condition	Mode	Frequency (MHz)	Antenna	Hopping Mode	Max Value (dBc)	Limit (dBc)	Verdict
NVNT	1-DH5	2402	Ant1	No-Hopping	-44.15	-20	Pass
NVNT	1-DH5	2480	Ant1	No-Hopping	-45.75	-20	Pass
NVNT	2-DH5	2402	Ant1	No-Hopping	-43.95	-20	Pass
NVNT	2-DH5	2480	Ant1	No-Hopping	-43.35	-20	Pass
NVNT	3-DH5	2402	Ant1	No-Hopping	-43.56	-20	Pass
NVNT	3-DH5	2480	Ant1	No-Hopping	-46.09	-20	Pass

Test Graphs

Band Edge NVNT 1-DH5 2402MHz Ant1 No-Hopping Ref

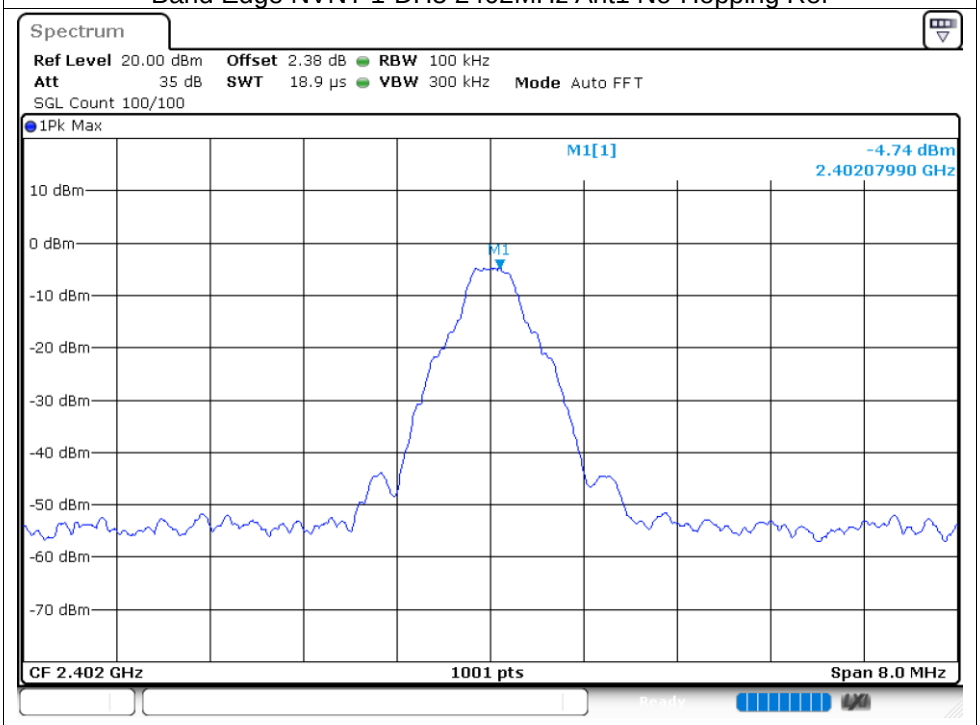

Band Edge NVNT 1-DH5 2402MHz Ant1 No-Hopping Emission

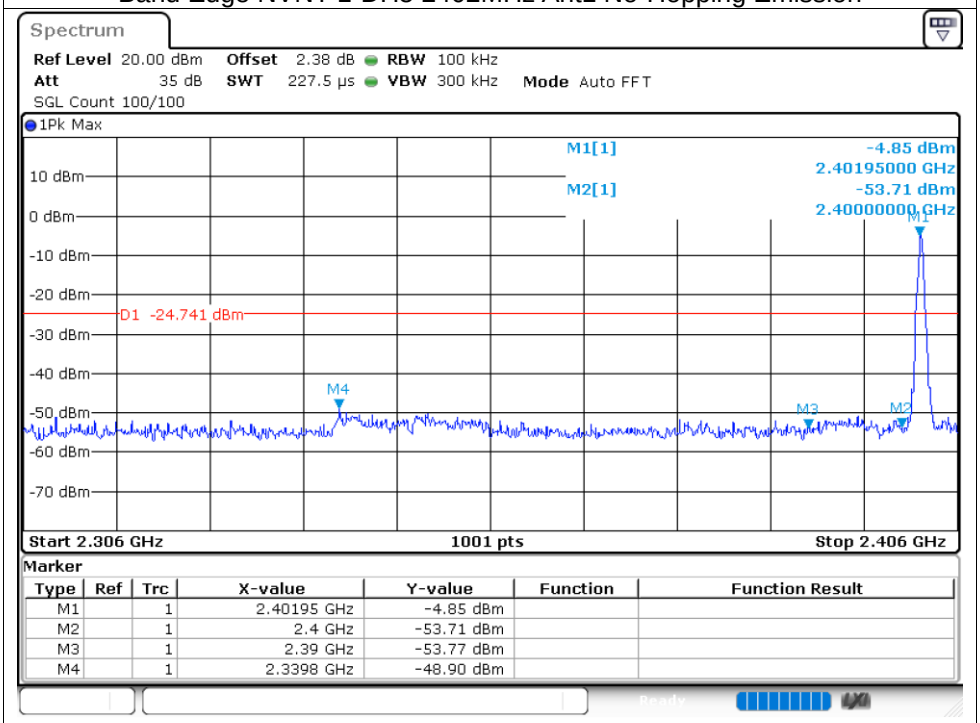

Marker

Type	Ref	Trc	X-value	Y-value	Function	Function Result
M1		1	2.40195 GHz	-4.85 dBm		
M2		1	2.4 GHz	-53.71 dBm		
M3		1	2.39 GHz	-53.77 dBm		
M4		1	2.3398 GHz	-48.90 dBm		

Band Edge NVNT 1-DH5 2480MHz Ant1 No-Hopping Ref

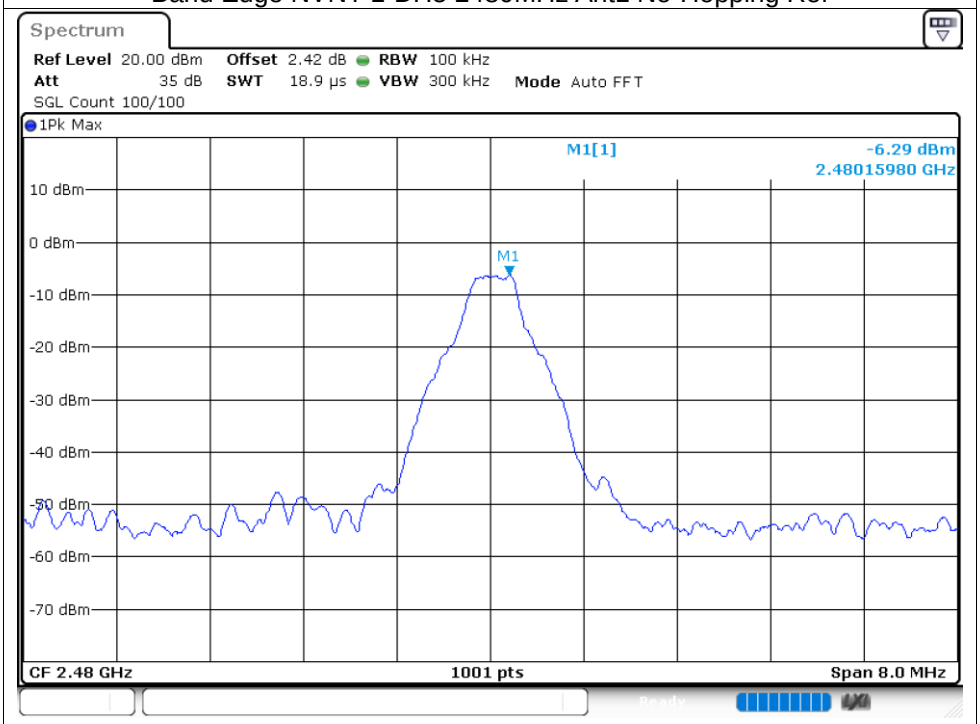

Band Edge NVNT 1-DH5 2480MHz Ant1 No-Hopping Emission

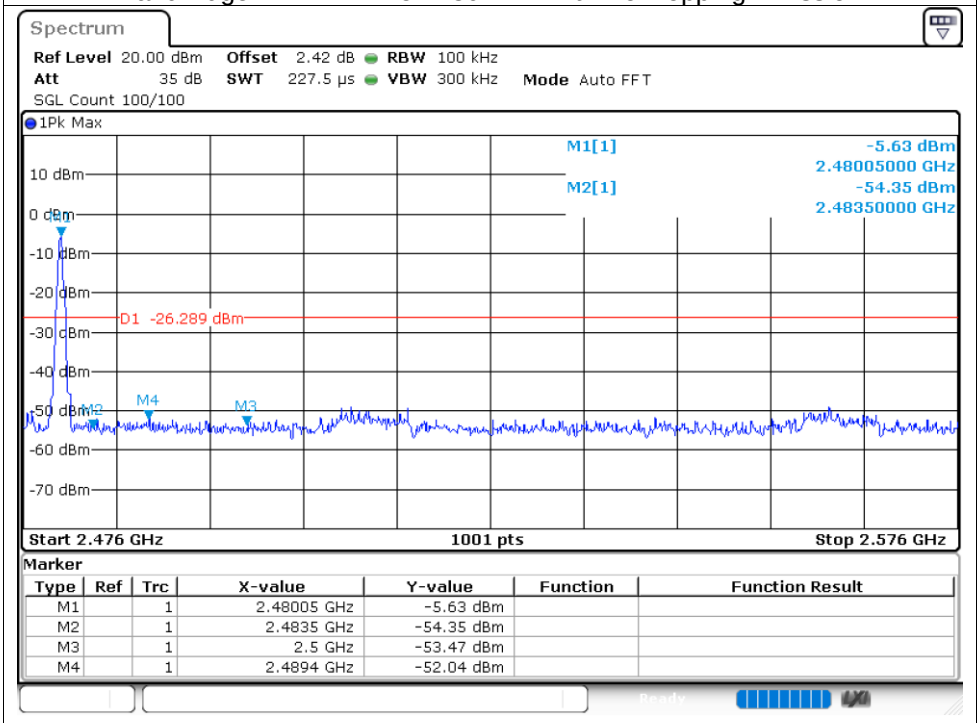

Marker

Type	Ref	Trc	X-value	Y-value	Function	Function Result
M1		1	2.48005 GHz	-5.63 dBm		
M2		1	2.4835 GHz	-54.35 dBm		
M3		1	2.5 GHz	-53.47 dBm		
M4		1	2.4894 GHz	-52.04 dBm		

Band Edge NVNT 2-DH5 2402MHz Ant1 No-Hopping Ref

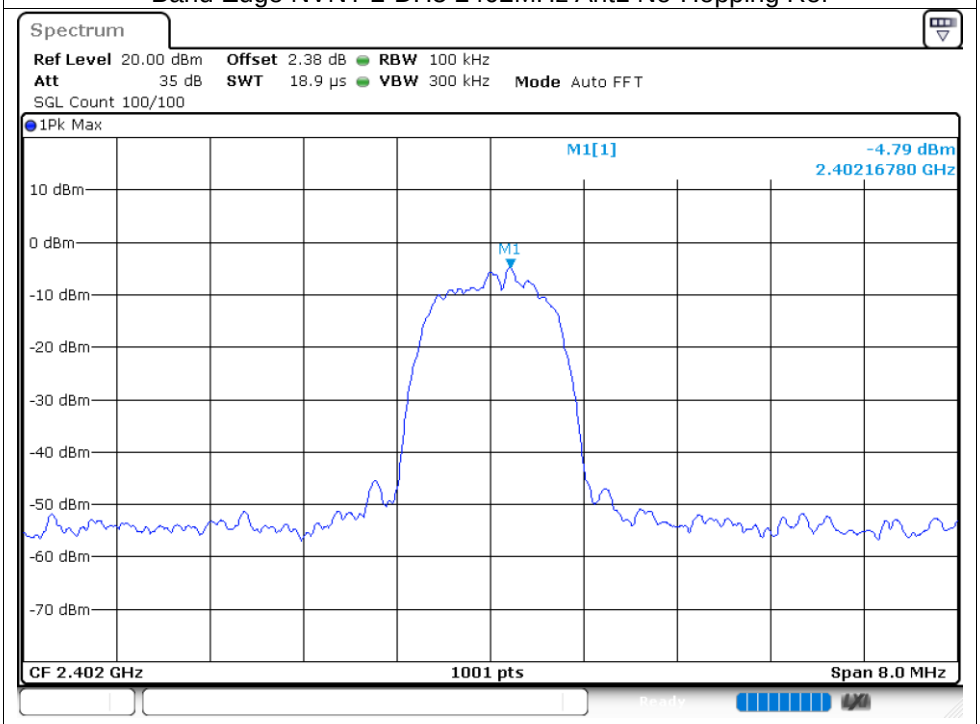

Band Edge NVNT 2-DH5 2402MHz Ant1 No-Hopping Emission

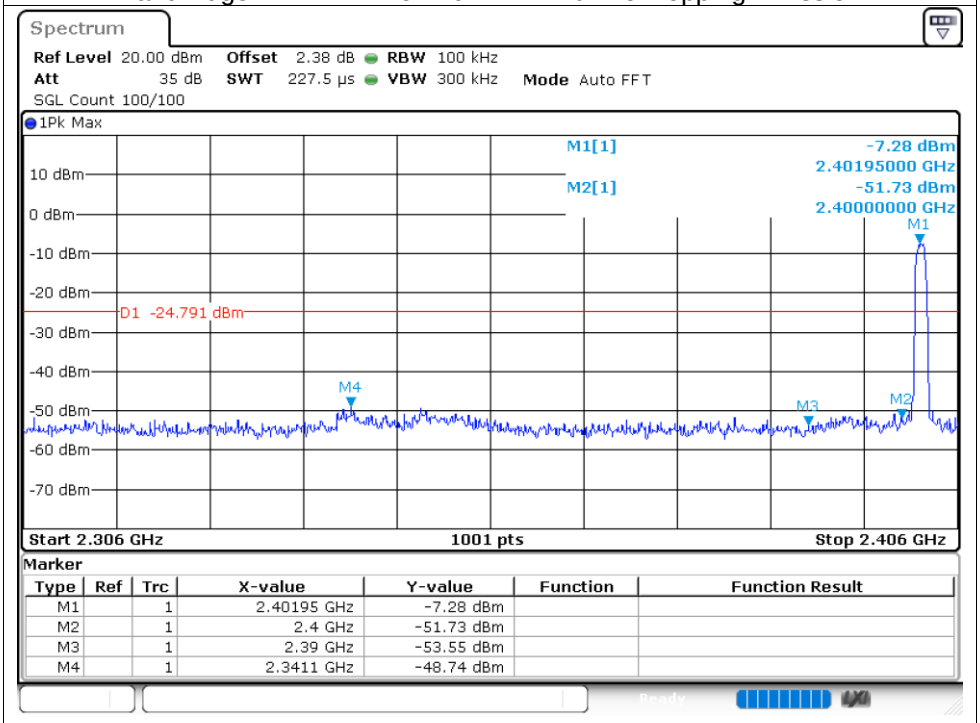

Type	Ref	Trc	X-value	Y-value	Function	Function Result
M1		1	2.40195 GHz	-7.28 dBm		
M2		1	2.4 GHz	-51.73 dBm		
M3		1	2.39 GHz	-53.55 dBm		
M4		1	2.3411 GHz	-48.74 dBm		

Band Edge NVNT 2-DH5 2480MHz Ant1 No-Hopping Ref

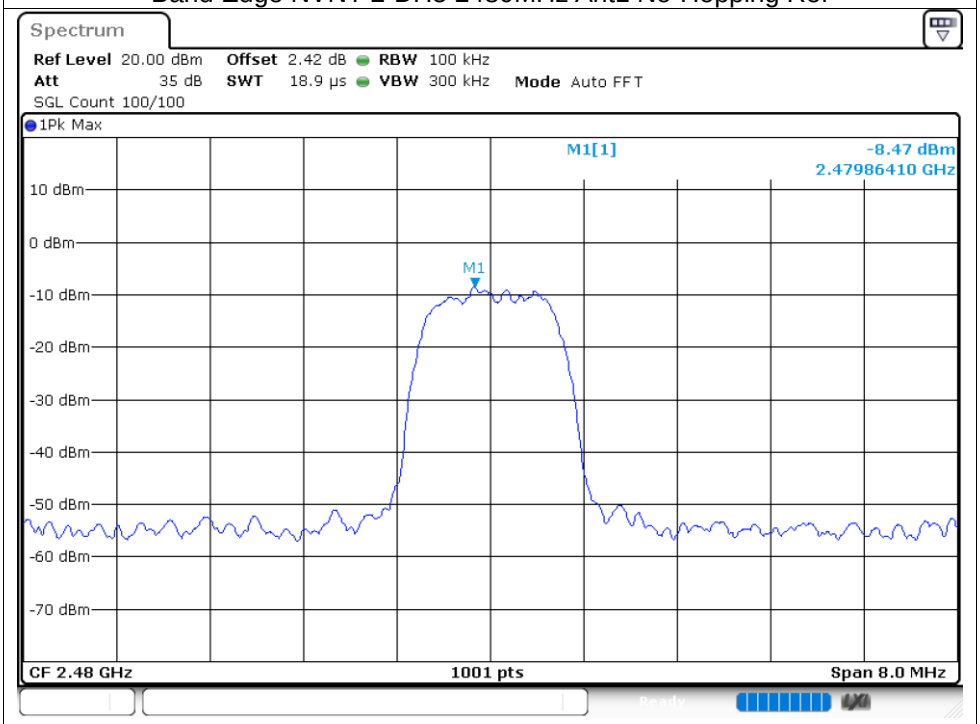

Band Edge NVNT 2-DH5 2480MHz Ant1 No-Hopping Emission

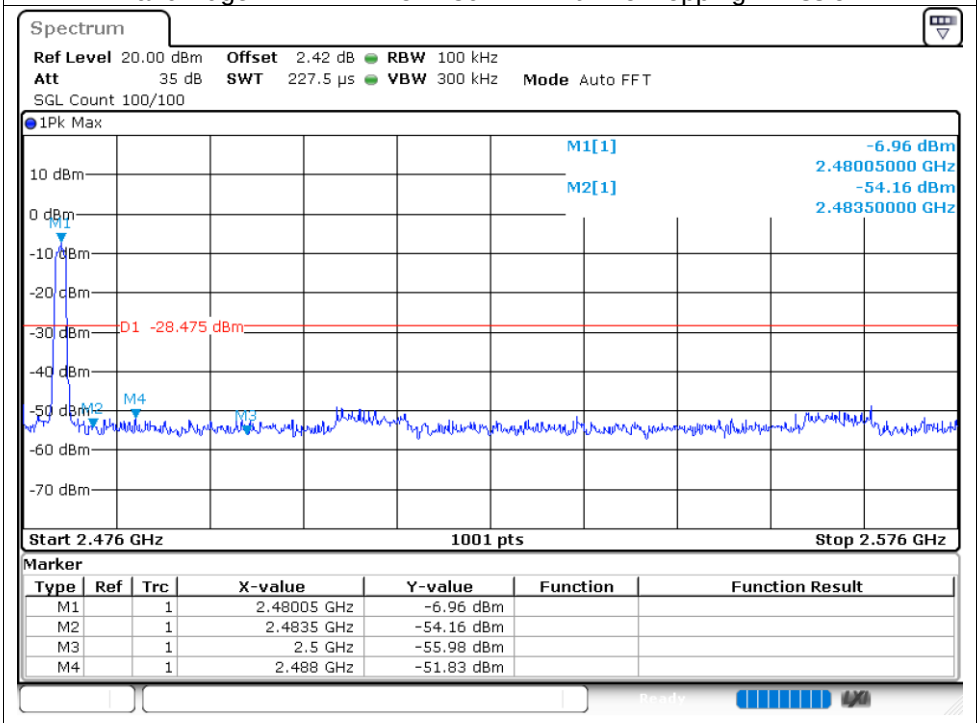

Marker

Type	Ref	Trc	X-value	Y-value	Function	Function Result
M1		1	2.48005 GHz	-6.96 dBm		
M2		1	2.4835 GHz	-54.16 dBm		
M3		1	2.5 GHz	-55.98 dBm		
M4		1	2.488 GHz	-51.83 dBm		

Band Edge NVNT 3-DH5 2402MHz Ant1 No-Hopping Ref

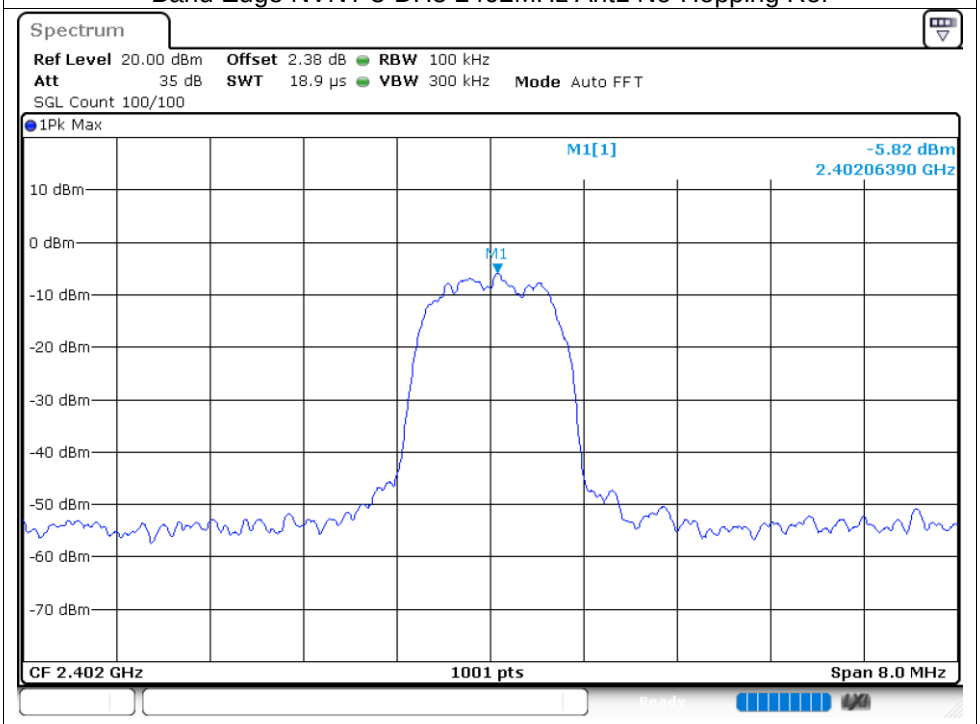

Band Edge NVNT 3-DH5 2402MHz Ant1 No-Hopping Emission

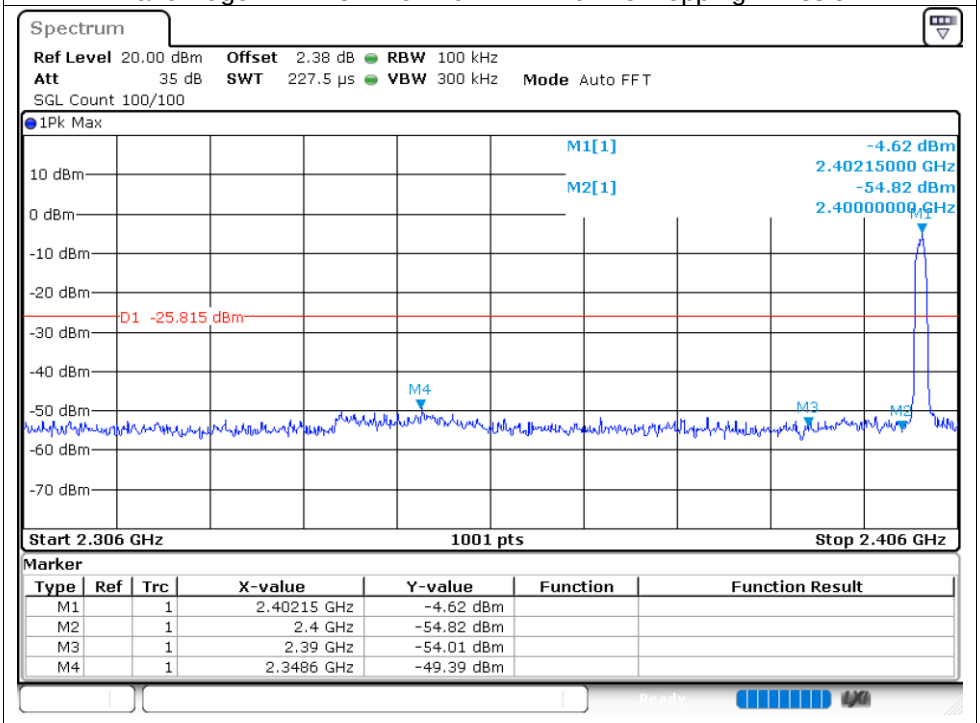

Marker

Type	Ref	Trc	X-value	Y-value	Function	Function Result
M1		1	2.40215 GHz	-4.62 dBm		
M2		1	2.4 GHz	-54.82 dBm		
M3		1	2.39 GHz	-54.01 dBm		
M4		1	2.3486 GHz	-49.39 dBm		

Band Edge NVNT 3-DH5 2480MHz Ant1 No-Hopping Ref

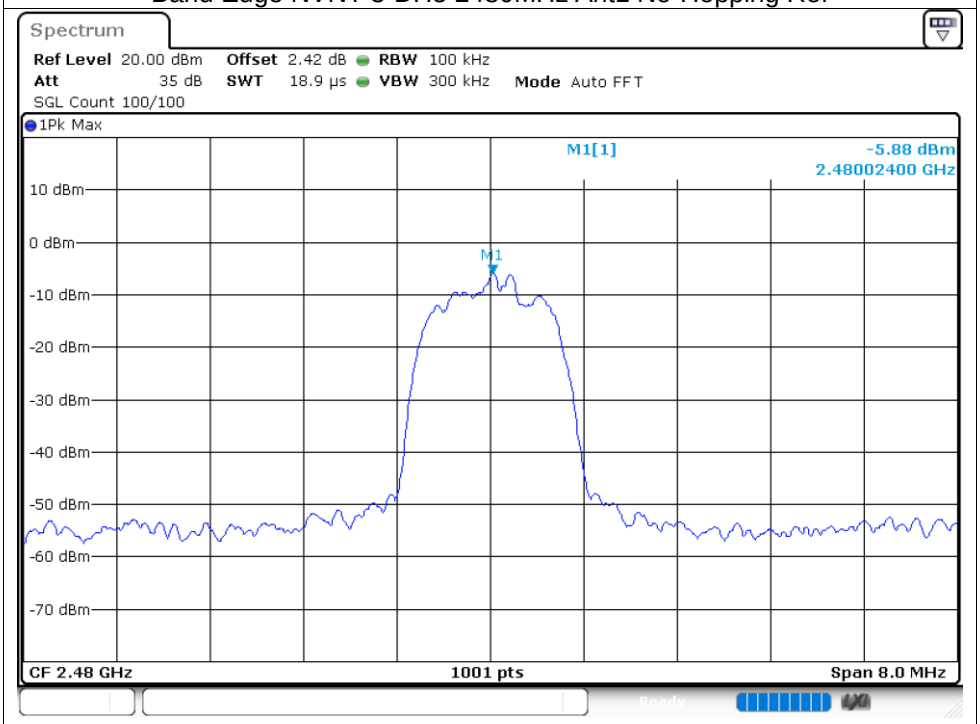

Band Edge NVNT 3-DH5 2480MHz Ant1 No-Hopping Emission

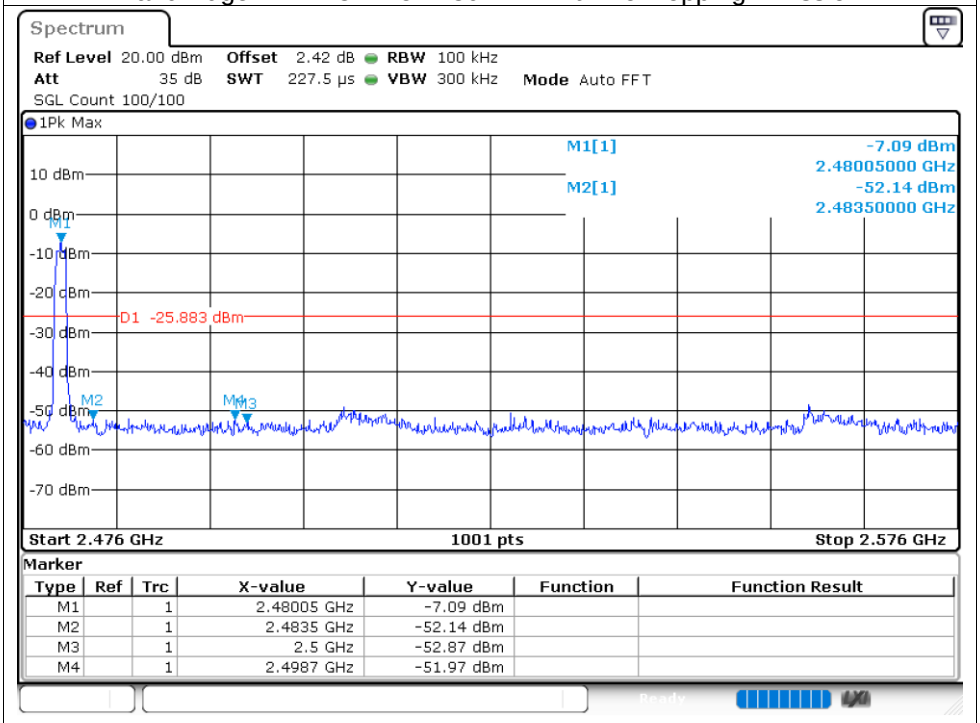

8.8 BAND EDGE(HOPPING)

Condition	Mode	Frequency (MHz)	Antenna	Hopping Mode	Max Value (dBc)	Limit (dBc)	Verdict
NVNT	1-DH5	2402	Ant1	Hopping	-43.48	-20	Pass
NVNT	1-DH5	2480	Ant1	Hopping	-44.68	-20	Pass
NVNT	2-DH5	2402	Ant1	Hopping	-43.8	-20	Pass
NVNT	2-DH5	2480	Ant1	Hopping	-44.3	-20	Pass
NVNT	3-DH5	2402	Ant1	Hopping	-43.74	-20	Pass
NVNT	3-DH5	2480	Ant1	Hopping	-44.82	-20	Pass

Test Graphs

Band Edge(Hopping) NVNT 1-DH5 2402MHz Ant1 Hopping Ref

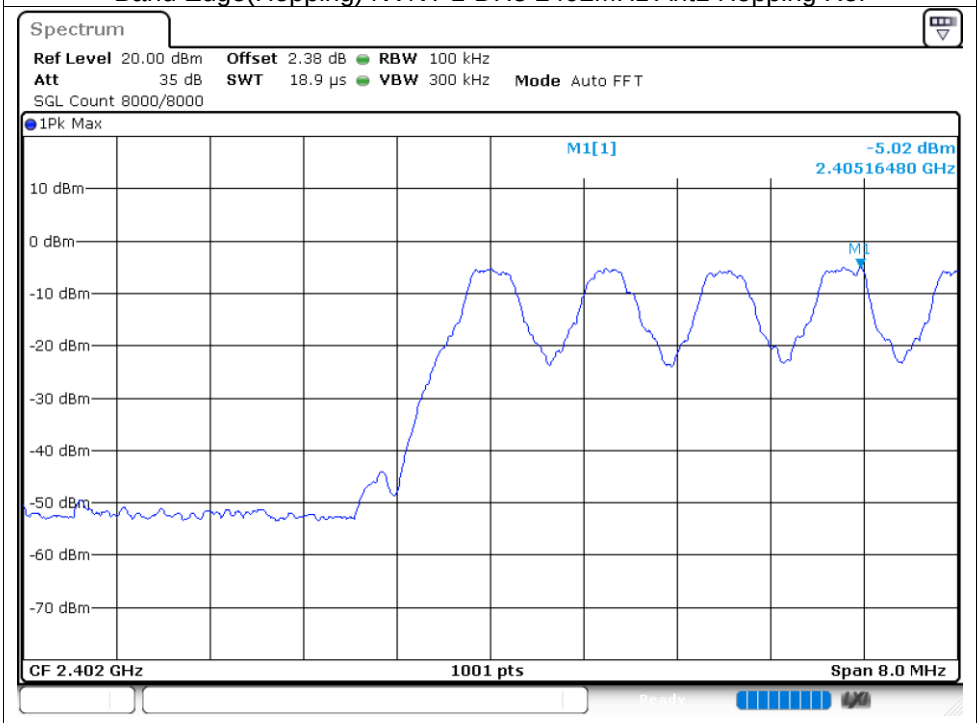

Band Edge(Hopping) NVNT 1-DH5 2402MHz Ant1 Hopping Emission

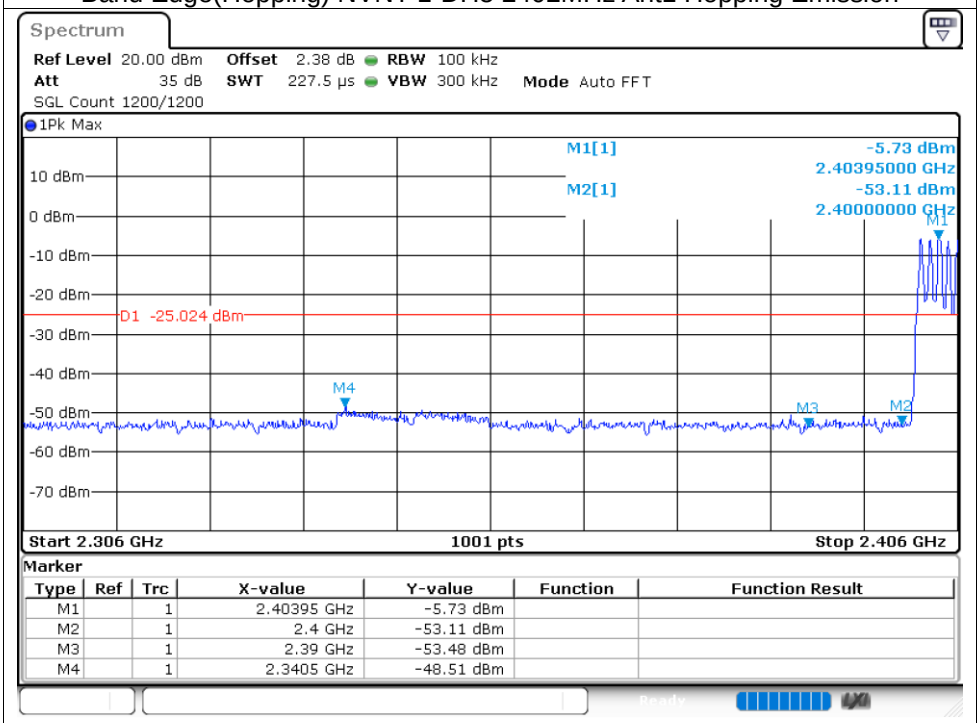

Marker

Type	Ref	Trc	X-value	Y-value	Function	Function Result
M1		1	2.40395 GHz	-5.73 dBm		
M2		1	2.4 GHz	-53.11 dBm		
M3		1	2.39 GHz	-53.48 dBm		
M4		1	2.3405 GHz	-48.51 dBm		

Band Edge(Hopping) NVNT 1-DH5 2480MHz Ant1 Hopping Ref

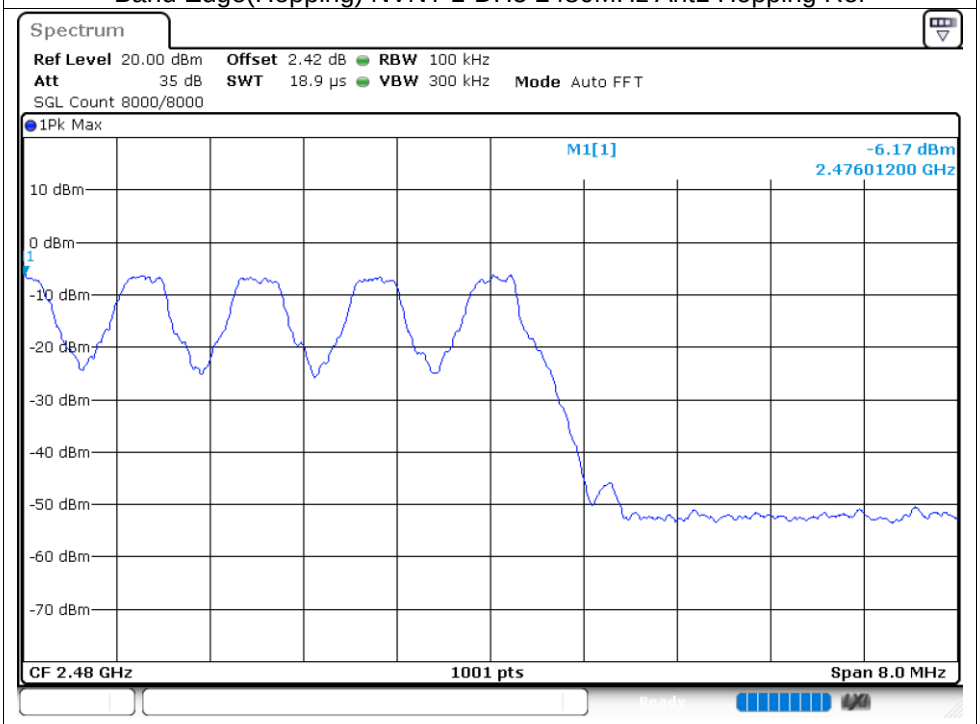

Band Edge(Hopping) NVNT 1-DH5 2480MHz Ant1 Hopping Emission

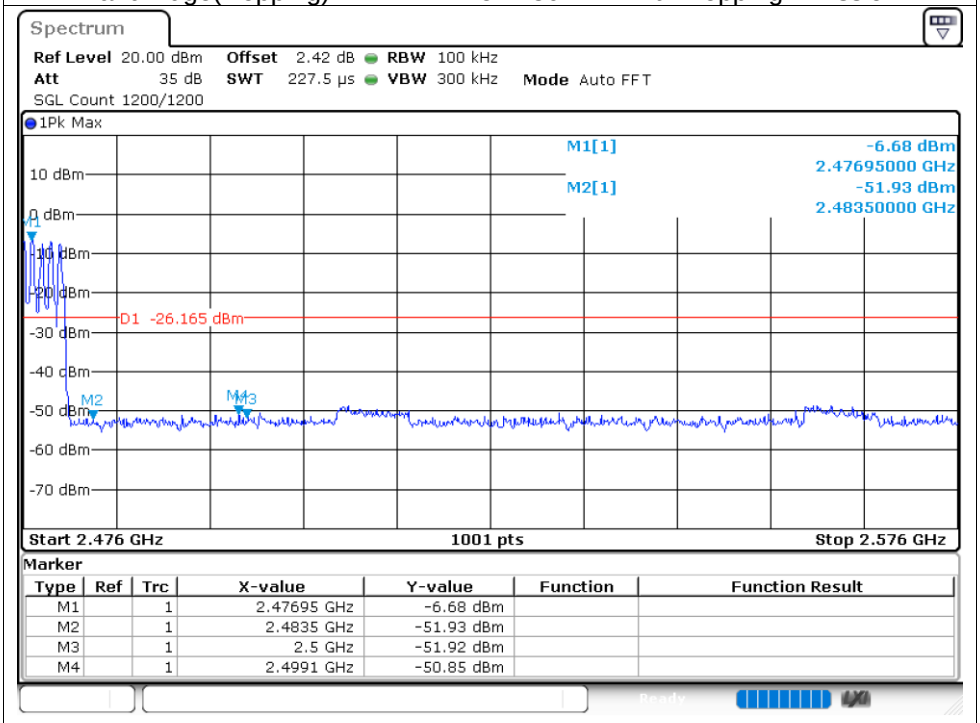

Marker

Type	Ref	Trc	X-value	Y-value	Function	Function Result
M1		1	2.47695 GHz	-6.68 dBm		
M2		1	2.4835 GHz	-51.93 dBm		
M3		1	2.5 GHz	-51.92 dBm		
M4		1	2.4991 GHz	-50.85 dBm		

Band Edge(Hopping) NVNT 2-DH5 2402MHz Ant1 Hopping Ref

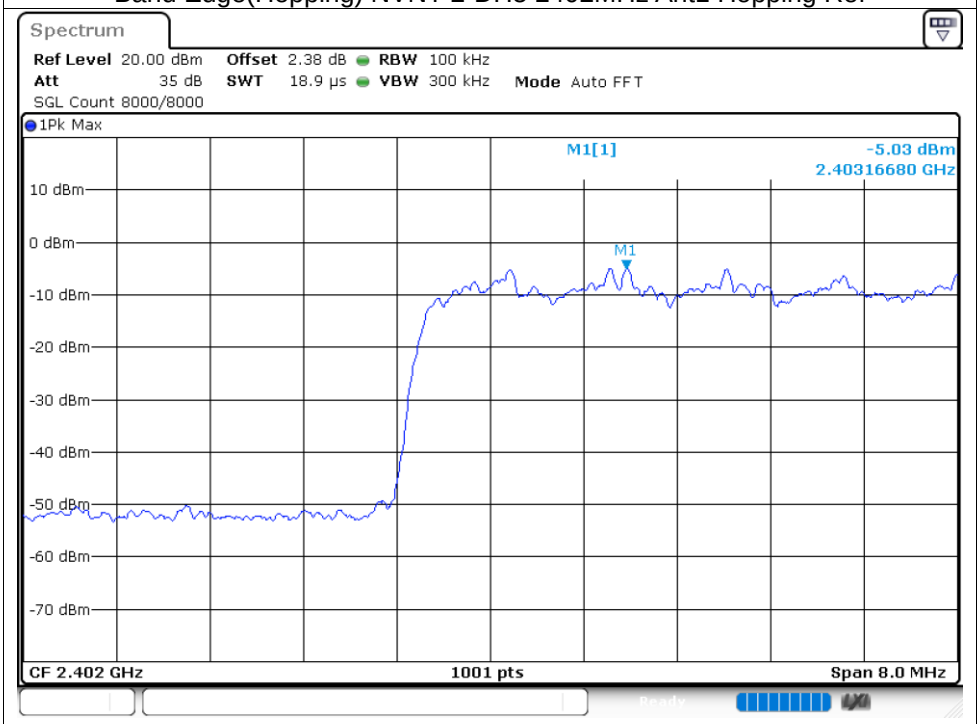

Band Edge(Hopping) NVNT 2-DH5 2402MHz Ant1 Hopping Emission

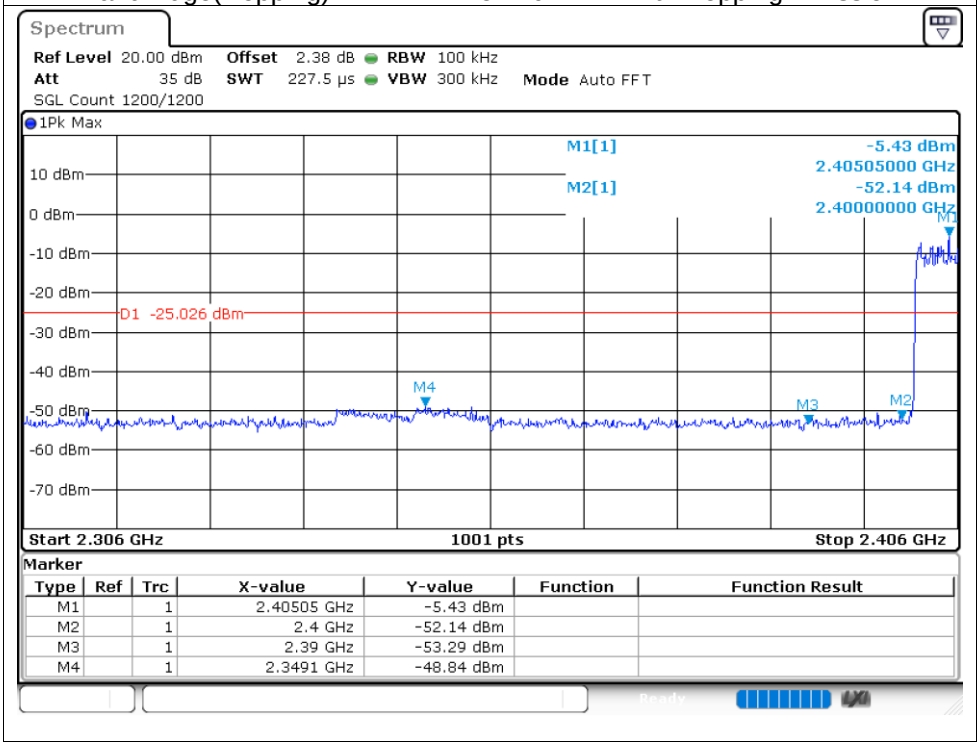

Marker

Type	Ref	Trc	X-value	Y-value	Function	Function Result
M1		1	2.40505 GHz	-5.43 dBm		
M2		1	2.4 GHz	-52.14 dBm		
M3		1	2.39 GHz	-53.29 dBm		
M4		1	2.3491 GHz	-48.84 dBm		

Band Edge(Hopping) NVNT 2-DH5 2480MHz Ant1 Hopping Ref

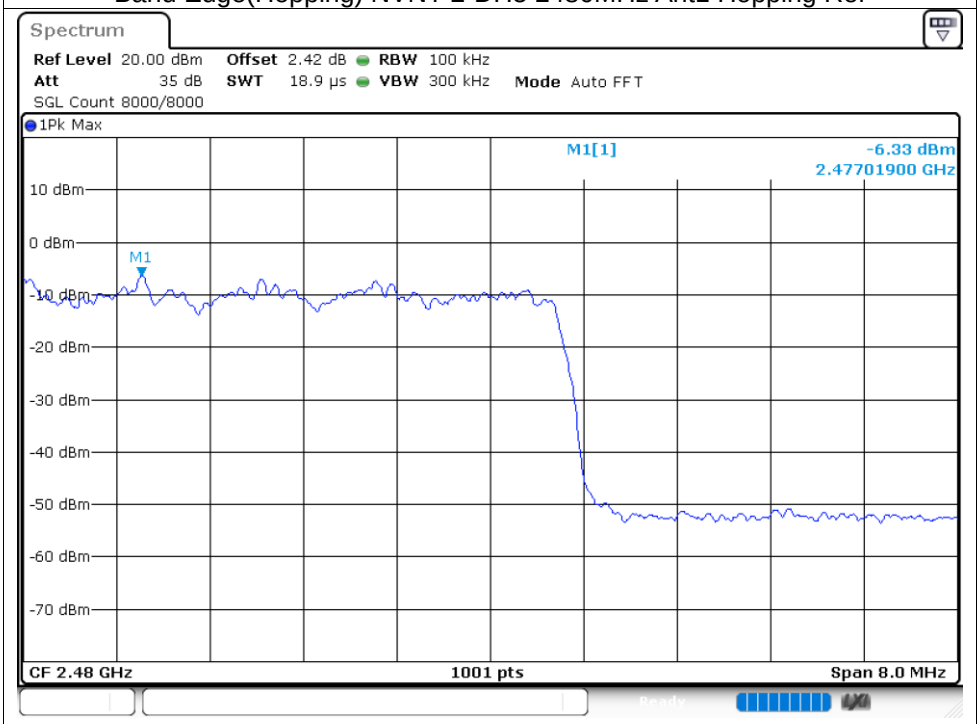

Band Edge(Hopping) NVNT 2-DH5 2480MHz Ant1 Hopping Emission

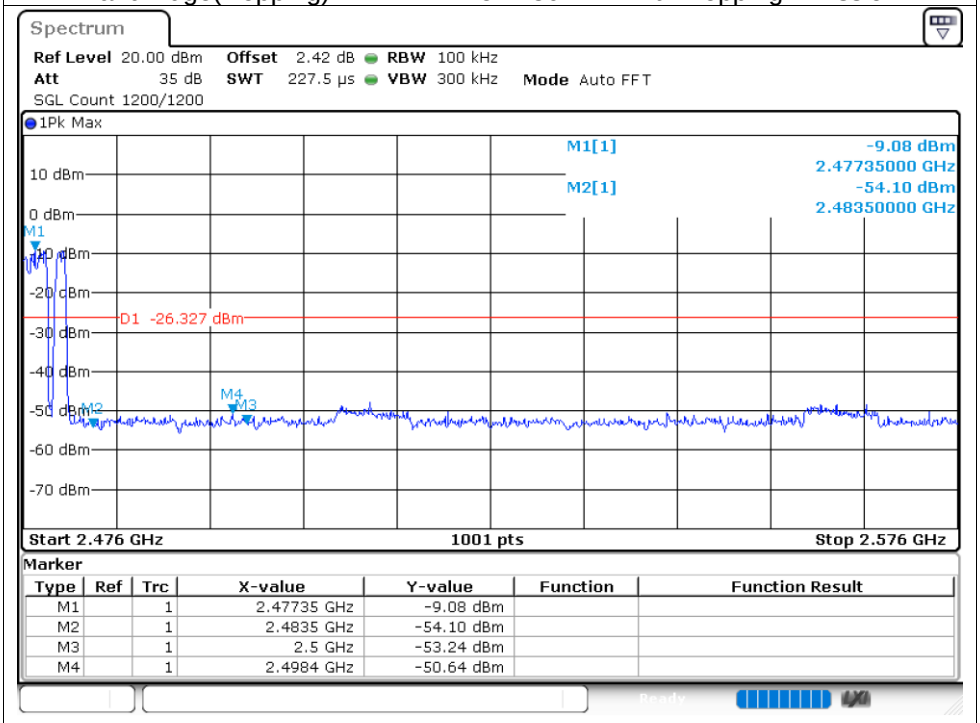

Marker

Type	Ref	Trc	X-value	Y-value	Function	Function Result
M1		1	2.47735 GHz	-9.08 dBm		
M2		1	2.4835 GHz	-54.10 dBm		
M3		1	2.5 GHz	-53.24 dBm		
M4		1	2.4984 GHz	-50.64 dBm		

Band Edge(Hopping) NVNT 3-DH5 2402MHz Ant1 Hopping Ref

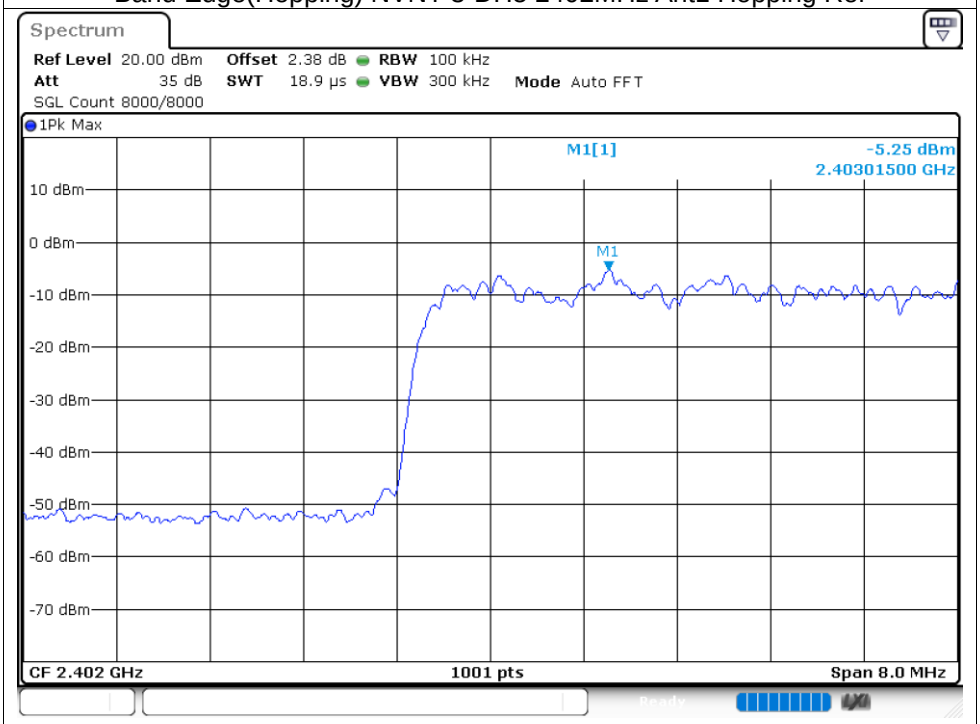

Band Edge(Hopping) NVNT 3-DH5 2402MHz Ant1 Hopping Emission

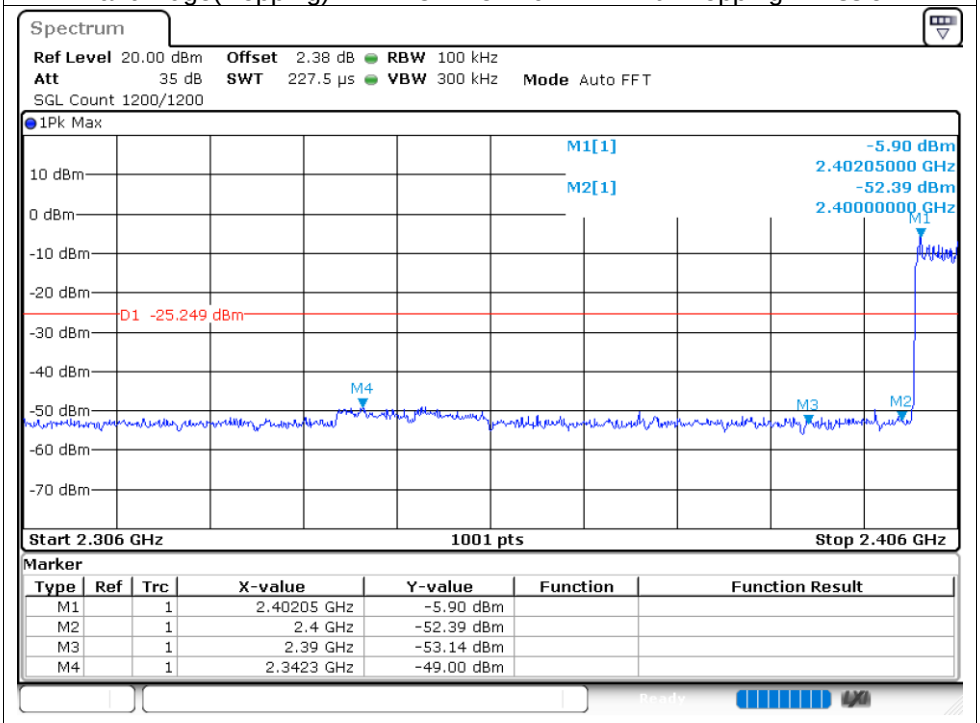

Marker

Type	Ref	Trc	X-value	Y-value	Function	Function Result
M1		1	2.40205 GHz	-5.90 dBm		
M2		1	2.4 GHz	-52.39 dBm		
M3		1	2.39 GHz	-53.14 dBm		
M4		1	2.3423 GHz	-49.00 dBm		

Band Edge(Hopping) NVNT 3-DH5 2480MHz Ant1 Hopping Ref

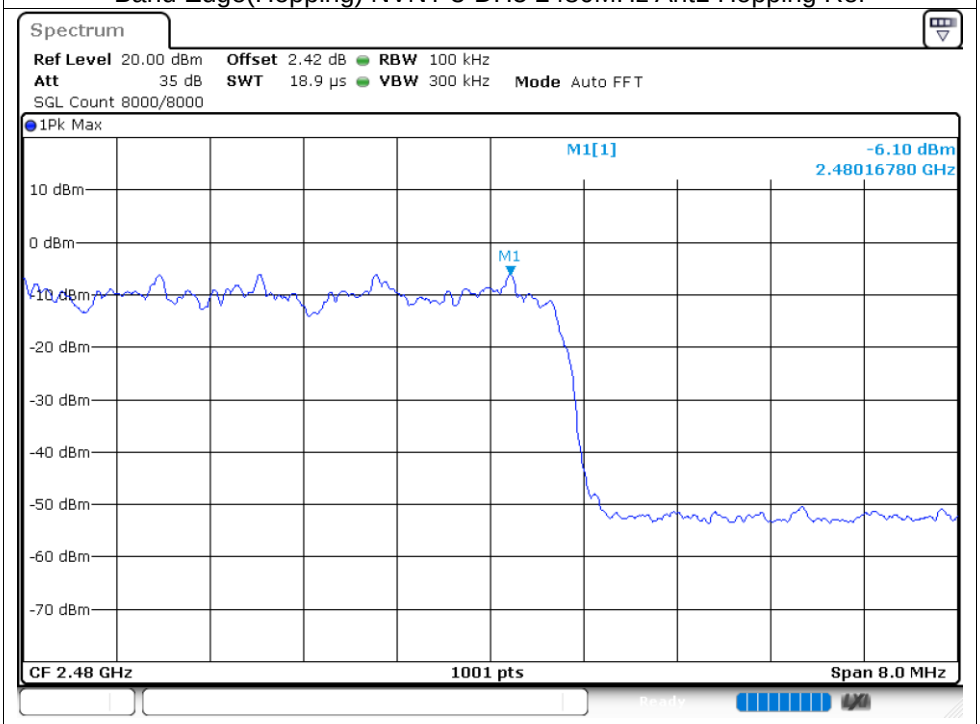

Band Edge(Hopping) NVNT 3-DH5 2480MHz Ant1 Hopping Emission

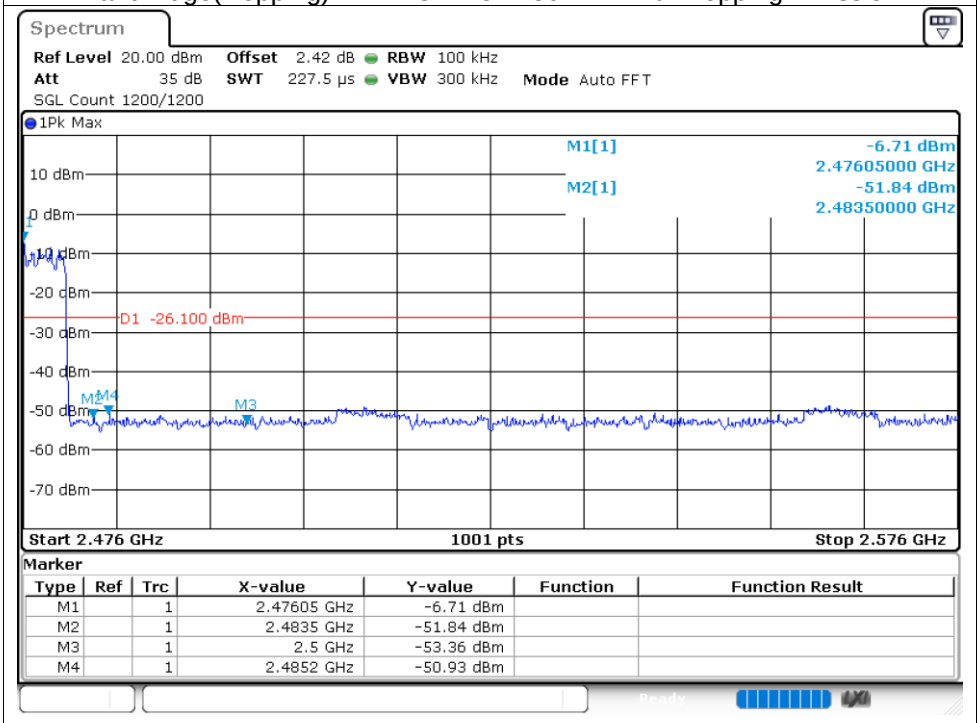

Marker

Type	Ref	Trc	X-value	Y-value	Function	Function Result
M1		1	2.47605 GHz	-6.71 dBm		
M2		1	2.4835 GHz	-51.84 dBm		
M3		1	2.5 GHz	-53.36 dBm		
M4		1	2.4852 GHz	-50.93 dBm		

8.9 CONDUCTED RF SPURIOUS EMISSION

Condition	Mode	Frequency (MHz)	Antenna	Max Value (dBc)	Limit (dBc)	Verdict
NVNT	1-DH5	2402	Ant1	-45	-20	Pass
NVNT	1-DH5	2441	Ant1	-45.69	-20	Pass
NVNT	1-DH5	2480	Ant1	-43.47	-20	Pass
NVNT	2-DH5	2402	Ant1	-49.08	-20	Pass
NVNT	2-DH5	2441	Ant1	-47.66	-20	Pass
NVNT	2-DH5	2480	Ant1	-42.65	-20	Pass
NVNT	3-DH5	2402	Ant1	-47.83	-20	Pass
NVNT	3-DH5	2441	Ant1	-47.75	-20	Pass
NVNT	3-DH5	2480	Ant1	-47.05	-20	Pass

Test Graphs

Tx. Spurious NVNT 1-DH5 2402MHz Ant1 Ref

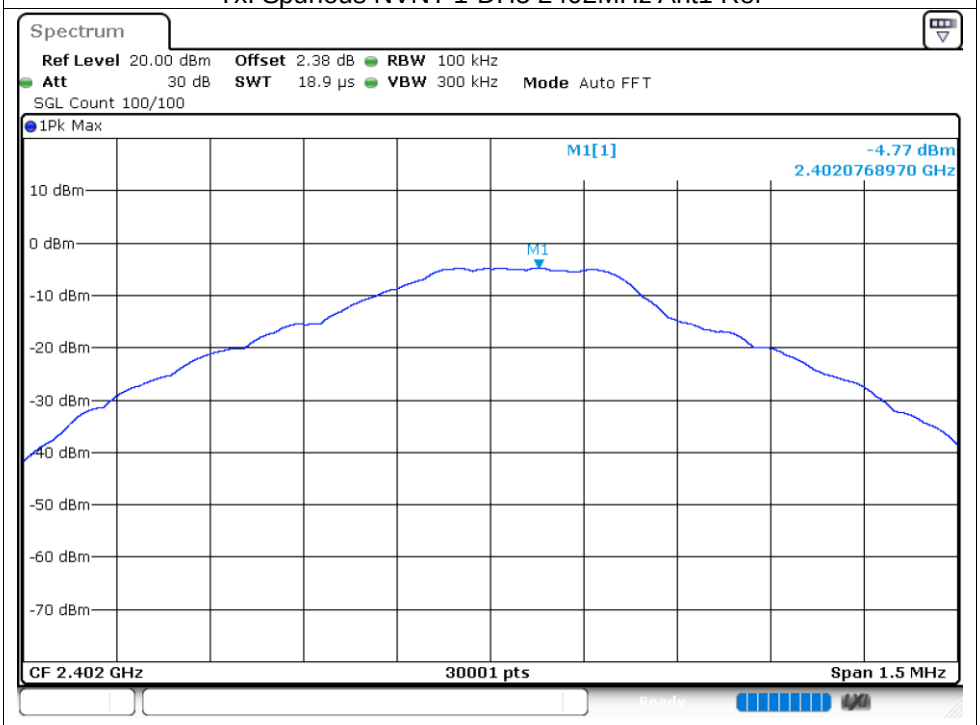

Tx. Spurious NVNT 1-DH5 2402MHz Ant1 Emission

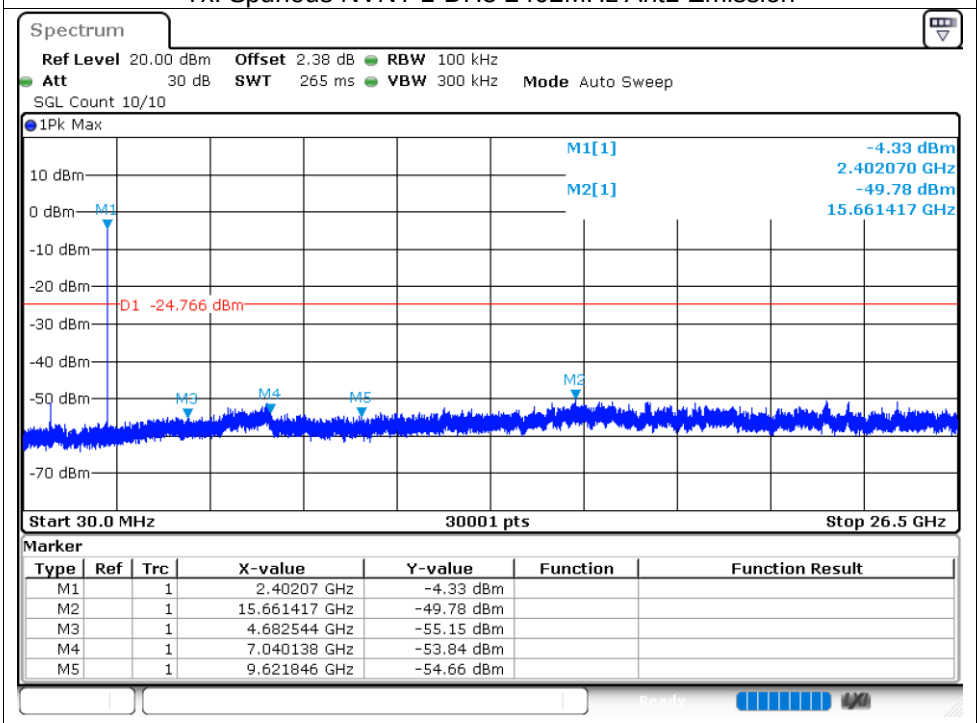

Marker

Type	Ref	Trc	X-value	Y-value	Function	Function Result
M1		1	2.40207 GHz	-4.33 dBm		
M2		1	15.661417 GHz	-49.78 dBm		
M3		1	4.682544 GHz	-55.15 dBm		
M4		1	7.040138 GHz	-53.84 dBm		
M5		1	9.621846 GHz	-54.66 dBm		

Tx. Spurious NVNT 1-DH5 2441MHz Ant1 Ref

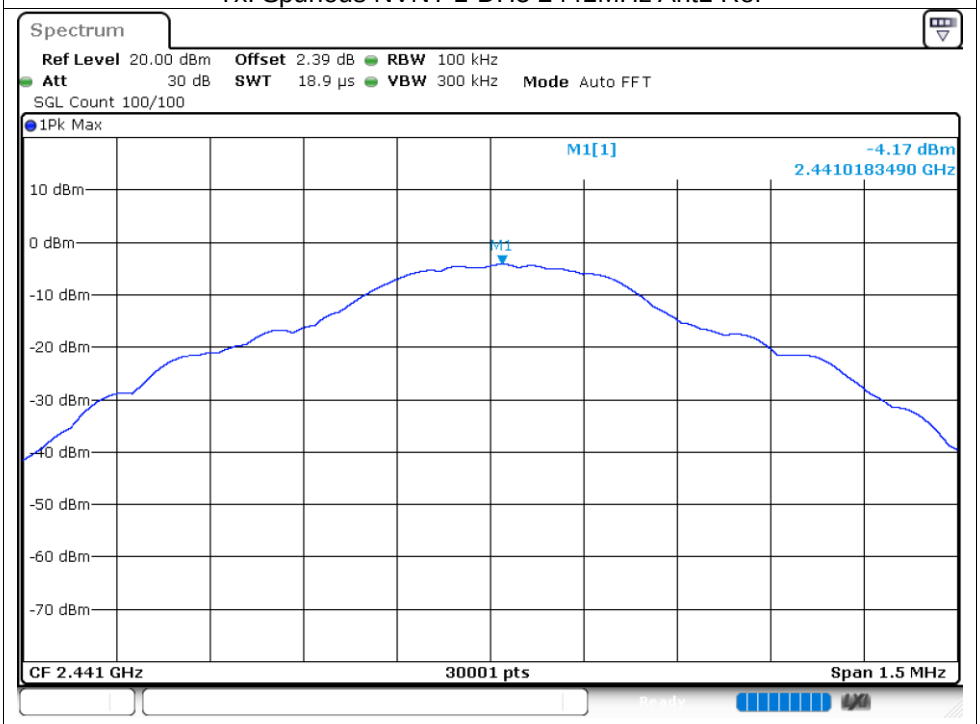

Tx. Spurious NVNT 1-DH5 2441MHz Ant1 Emission

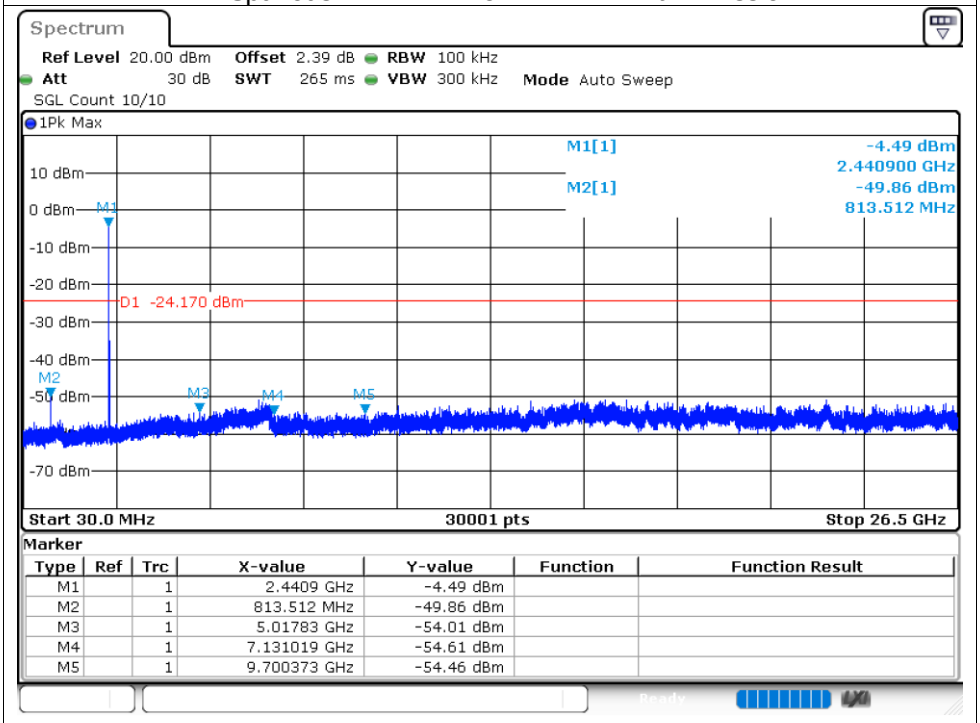

Marker

Type	Ref	Trc	X-value	Y-value	Function	Function Result
M1		1	2.4409 GHz	-4.49 dBm		
M2		1	813.512 MHz	-49.86 dBm		
M3		1	5.01783 GHz	-54.01 dBm		
M4		1	7.131019 GHz	-54.61 dBm		
M5		1	9.700373 GHz	-54.46 dBm		

Tx. Spurious NVNT 1-DH5 2480MHz Ant1 Ref

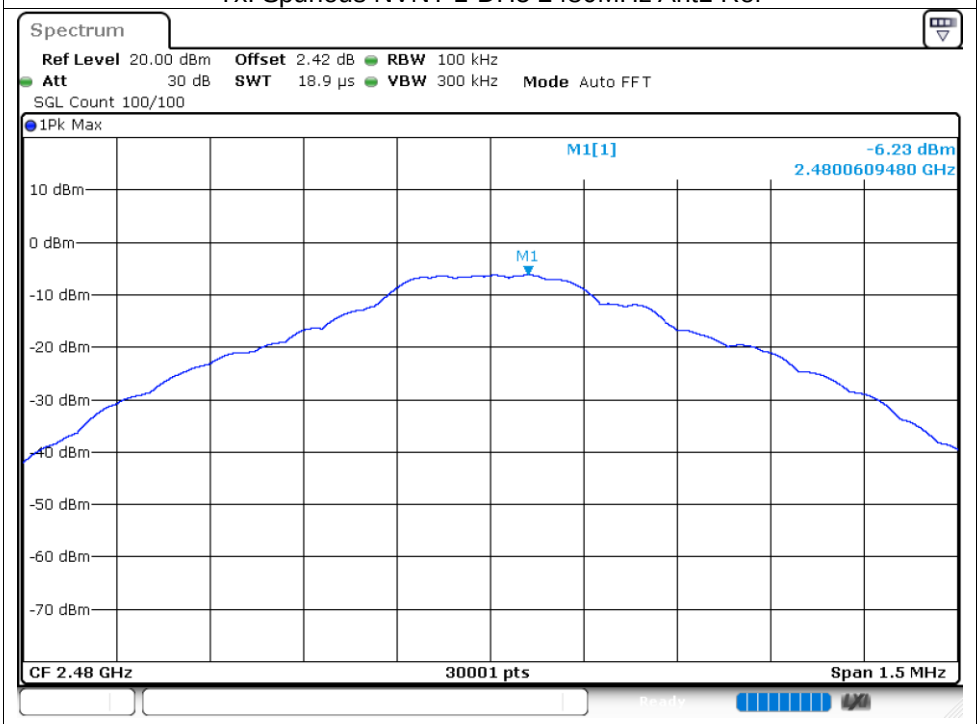

Tx. Spurious NVNT 1-DH5 2480MHz Ant1 Emission

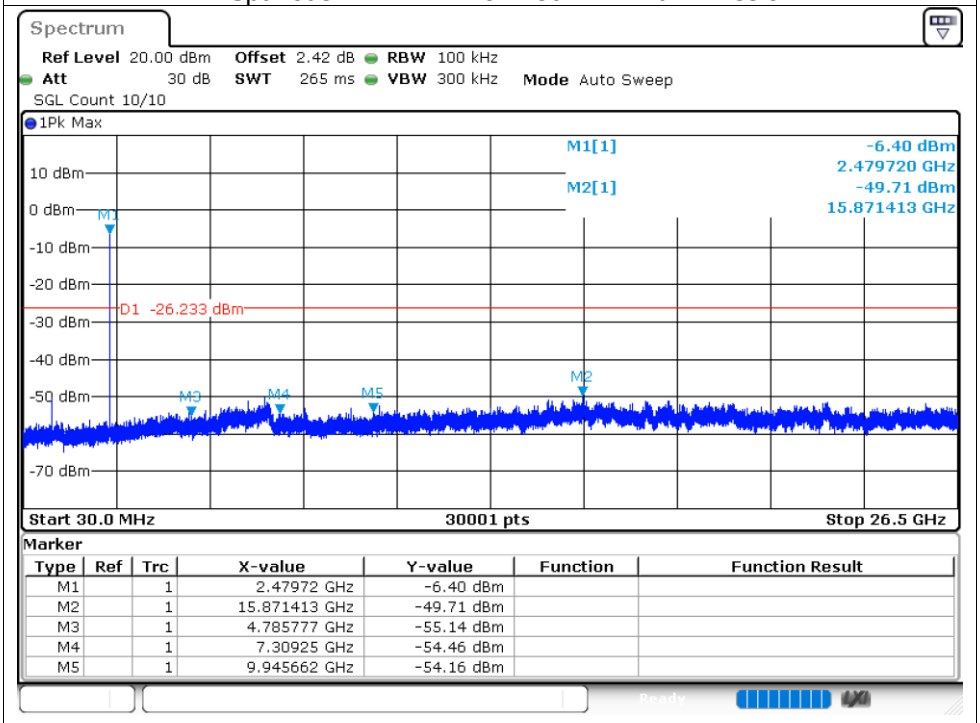

Marker

Type	Ref	Trc	X-value	Y-value	Function	Function Result
M1		1	2.47972 GHz	-6.40 dBm		
M2		1	15.871413 GHz	-49.71 dBm		
M3		1	4.785777 GHz	-55.14 dBm		
M4		1	7.30925 GHz	-54.46 dBm		
M5		1	9.945662 GHz	-54.16 dBm		

Tx. Spurious NVNT 2-DH5 2402MHz Ant1 Ref

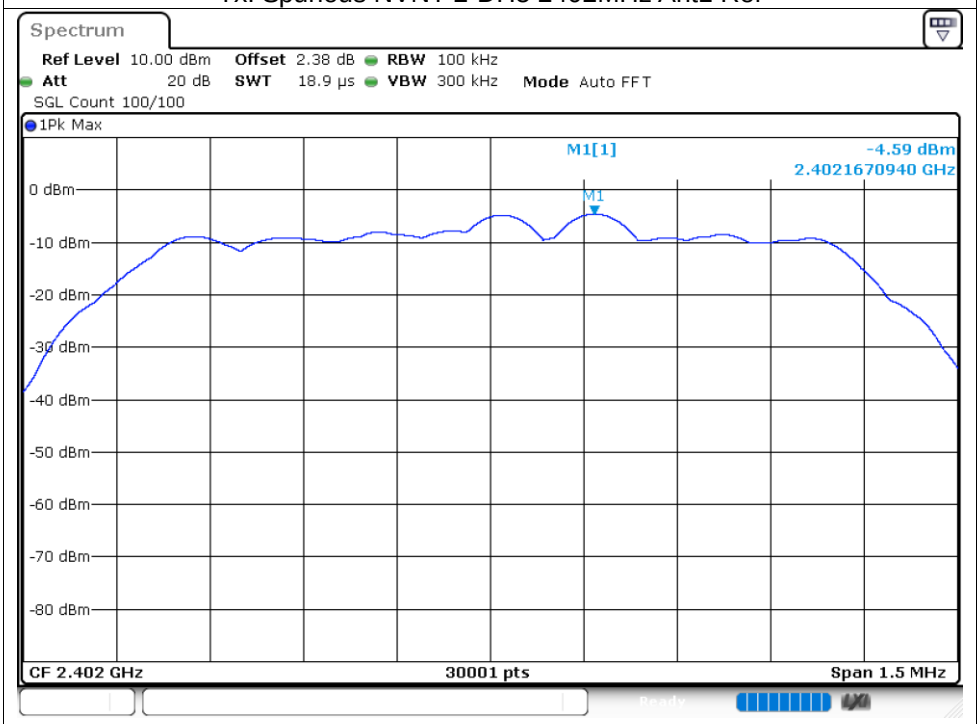

Tx. Spurious NVNT 2-DH5 2402MHz Ant1 Emission

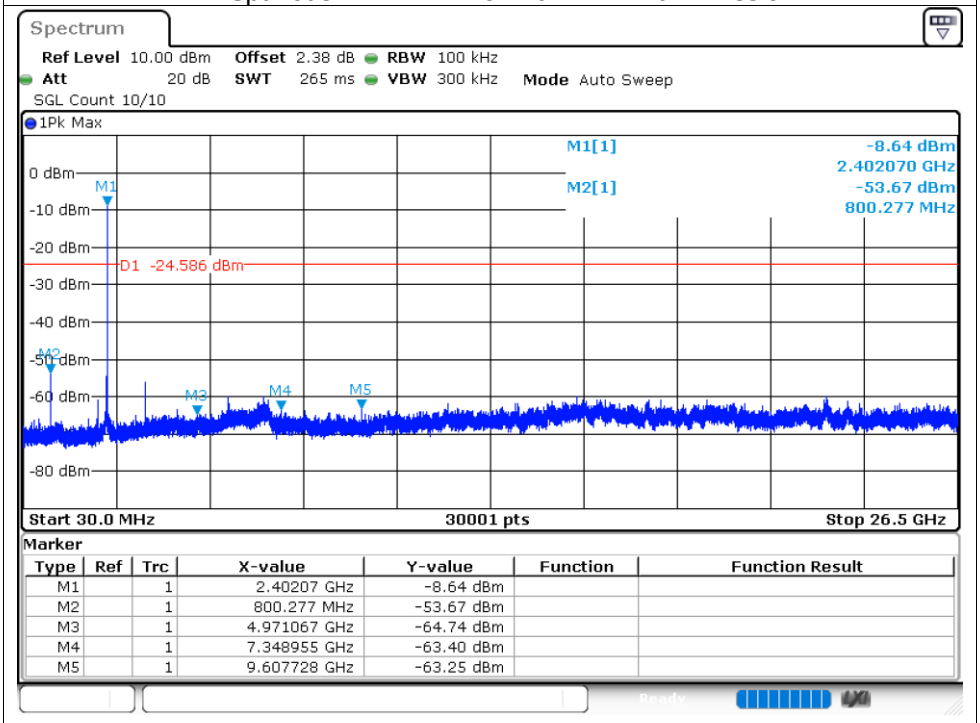

Marker

Type	Ref	Trc	X-value	Y-value	Function	Function Result
M1		1	2.40207 GHz	-8.64 dBm		
M2		1	800.277 MHz	-53.67 dBm		
M3		1	4.971067 GHz	-64.74 dBm		
M4		1	7.348955 GHz	-63.40 dBm		
M5		1	9.607728 GHz	-63.25 dBm		

Tx. Spurious NVNT 2-DH5 2441MHz Ant1 Ref

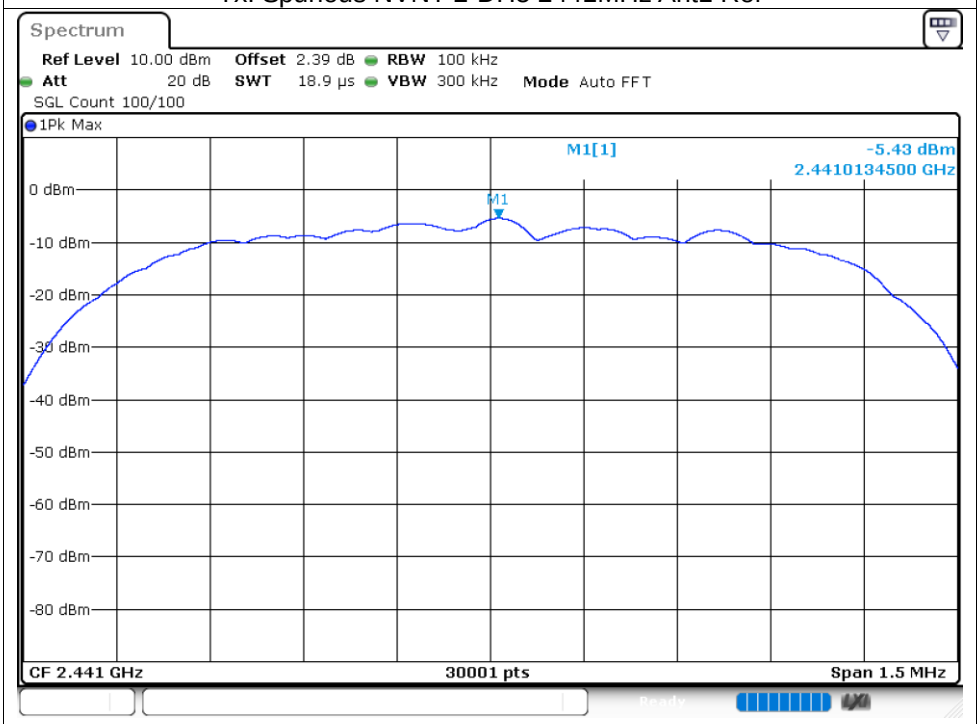

Tx. Spurious NVNT 2-DH5 2441MHz Ant1 Emission

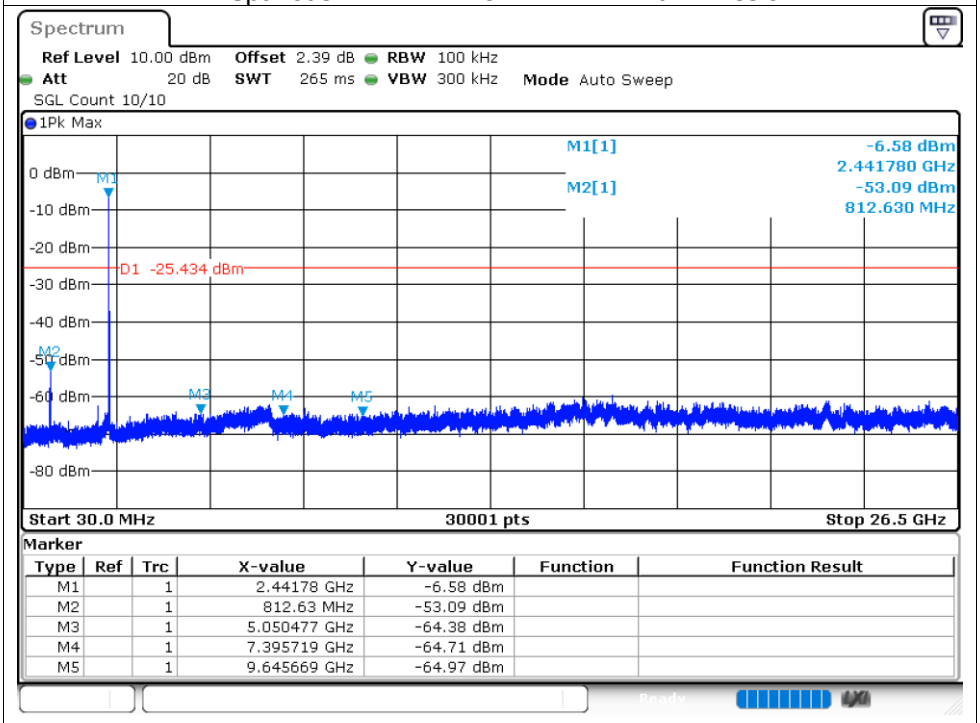

Marker

Type	Ref	Trc	X-value	Y-value	Function	Function Result
M1		1	2.44178 GHz	-6.58 dBm		
M2		1	812.63 MHz	-53.09 dBm		
M3		1	5.050477 GHz	-64.38 dBm		
M4		1	7.395719 GHz	-64.71 dBm		
M5		1	9.645669 GHz	-64.97 dBm		

Tx. Spurious NVNT 2-DH5 2480MHz Ant1 Ref

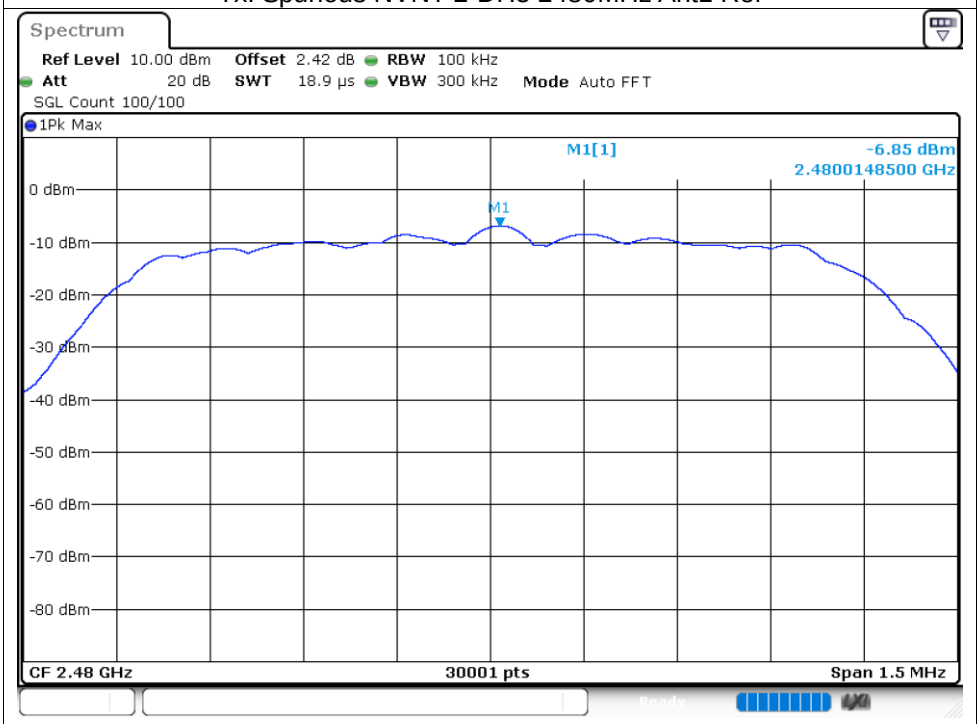

Tx. Spurious NVNT 2-DH5 2480MHz Ant1 Emission

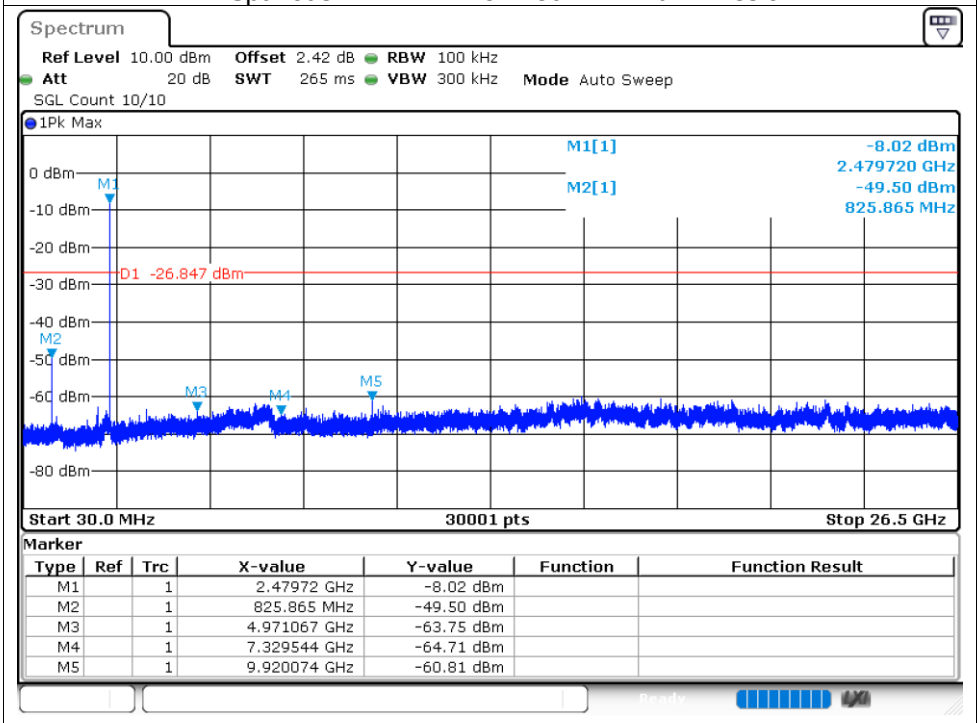

Marker

Type	Ref	Trc	X-value	Y-value	Function	Function Result
M1		1	2.47972 GHz	-8.02 dBm		
M2		1	825.865 MHz	-49.50 dBm		
M3		1	4.971067 GHz	-63.75 dBm		
M4		1	7.329544 GHz	-64.71 dBm		
M5		1	9.920074 GHz	-60.81 dBm		

Tx. Spurious NVNT 3-DH5 2402MHz Ant1 Ref

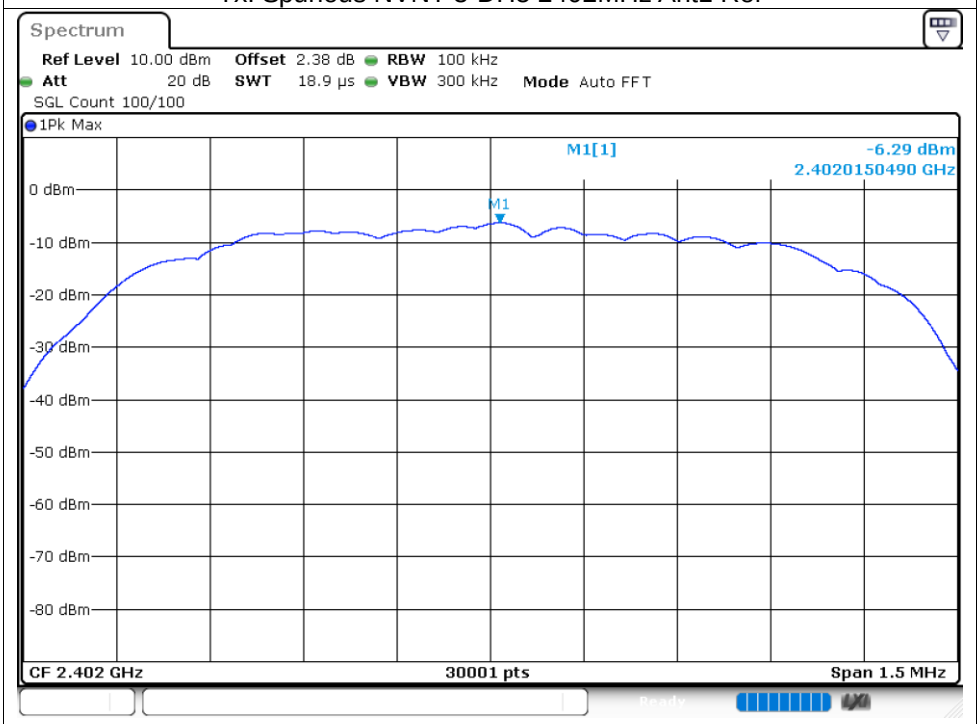

Tx. Spurious NVNT 3-DH5 2402MHz Ant1 Emission

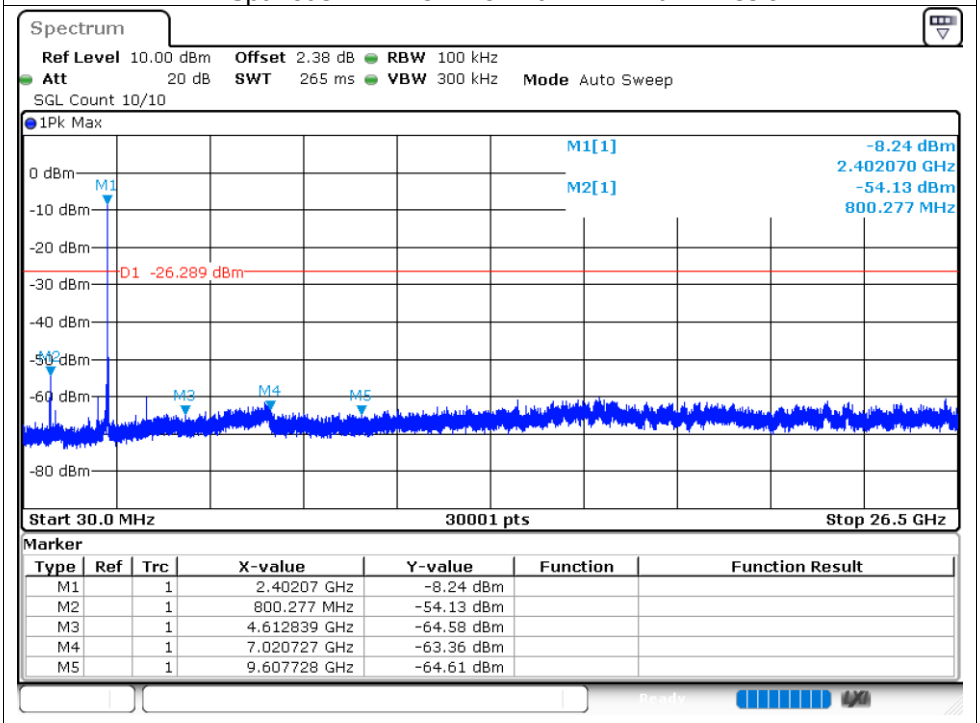

Marker

Type	Ref	Trc	X-value	Y-value	Function	Function Result
M1		1	2.40207 GHz	-8.24 dBm		
M2		1	800.277 MHz	-54.13 dBm		
M3		1	4.612839 GHz	-64.58 dBm		
M4		1	7.020727 GHz	-63.36 dBm		
M5		1	9.607728 GHz	-64.61 dBm		

Tx. Spurious NVNT 3-DH5 2441MHz Ant1 Ref

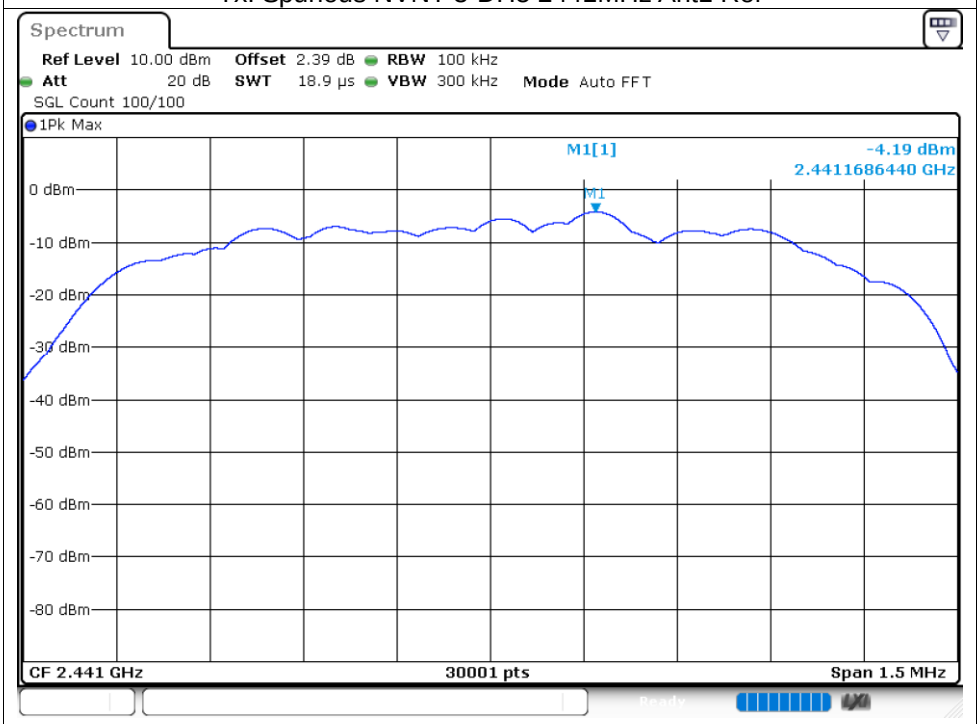

Tx. Spurious NVNT 3-DH5 2441MHz Ant1 Emission

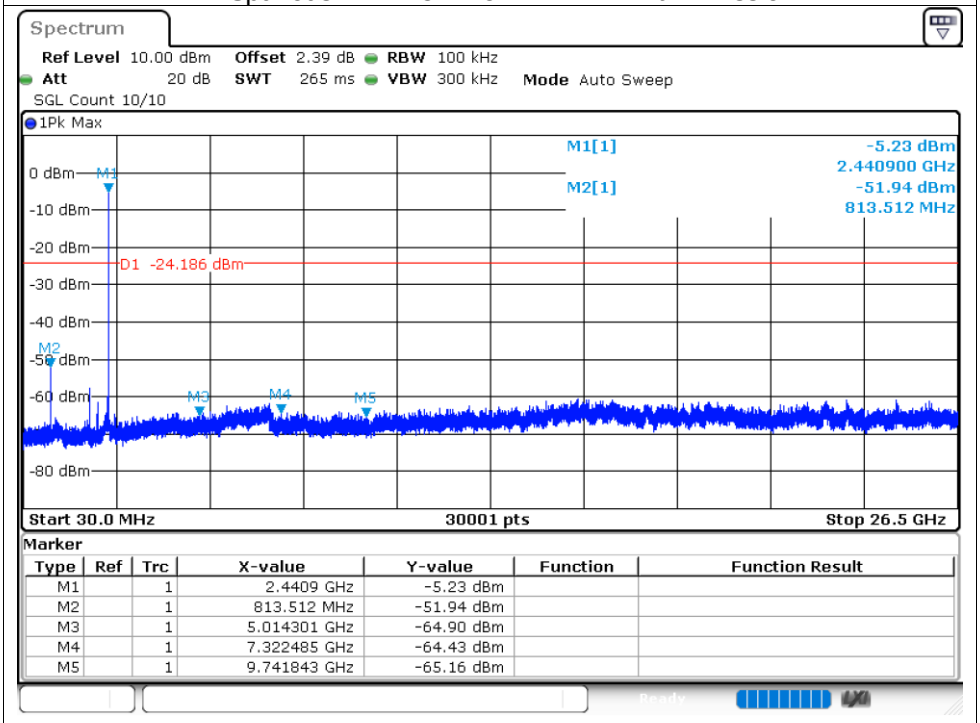

Marker

Type	Ref	Trc	X-value	Y-value	Function	Function Result
M1		1	2.4409 GHz	-5.23 dBm		
M2		1	813.512 MHz	-51.94 dBm		
M3		1	5.014301 GHz	-64.90 dBm		
M4		1	7.322485 GHz	-64.43 dBm		
M5		1	9.741843 GHz	-65.16 dBm		

Tx. Spurious NVNT 3-DH5 2480MHz Ant1 Ref

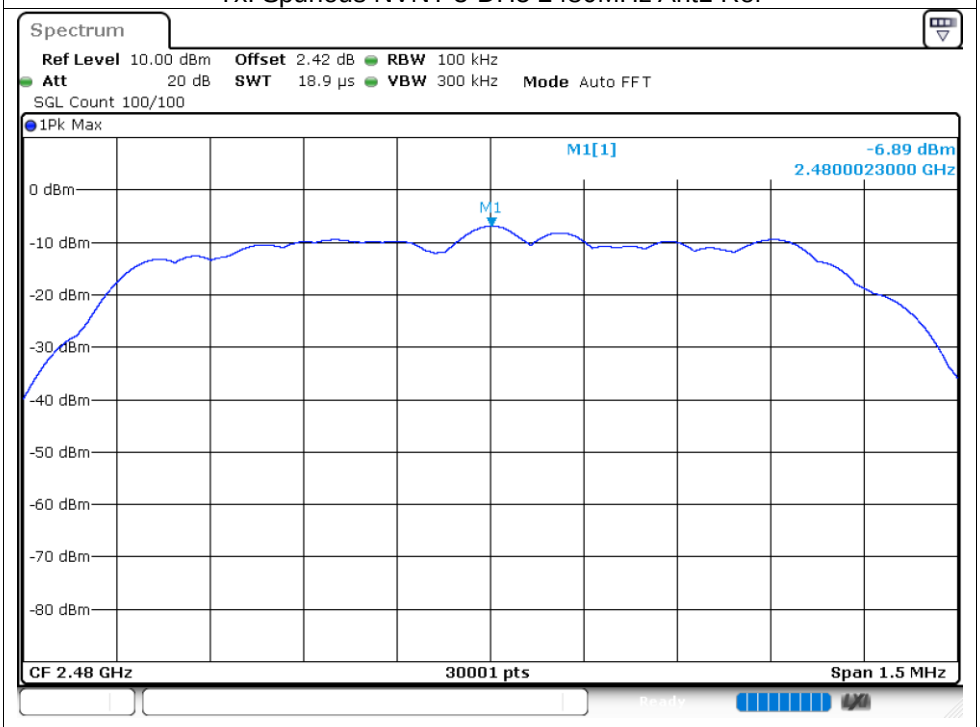

Tx. Spurious NVNT 3-DH5 2480MHz Ant1 Emission

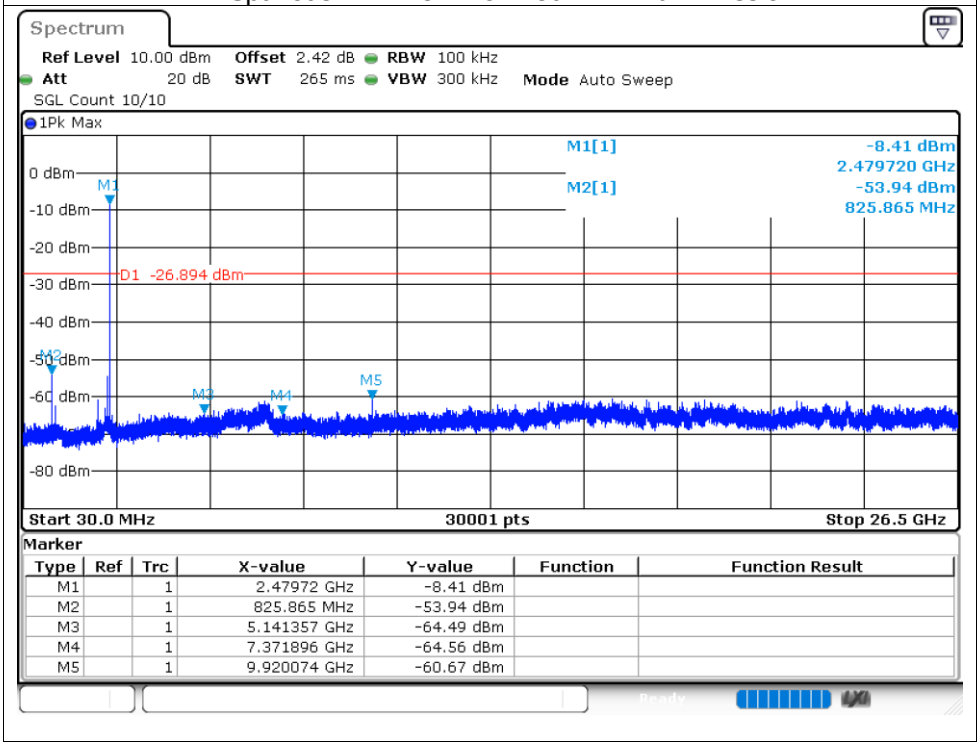

Marker

Type	Ref	Trc	X-value	Y-value	Function	Function Result
M1		1	2.47972 GHz	-8.41 dBm		
M2		1	825.865 MHz	-53.94 dBm		
M3		1	5.141357 GHz	-64.49 dBm		
M4		1	7.371896 GHz	-64.56 dBm		
M5		1	9.920074 GHz	-60.67 dBm		

END OF REPORT