LU&BA

扫码关注，享受专属优惠和会员福利

LU&BA

树脂纳米胶原超导仪

RESIN NANO COLLAGEN SUPERCONDUCTOR

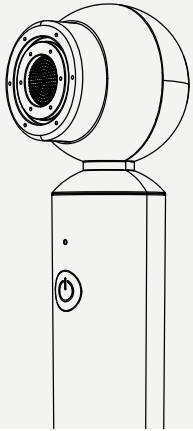

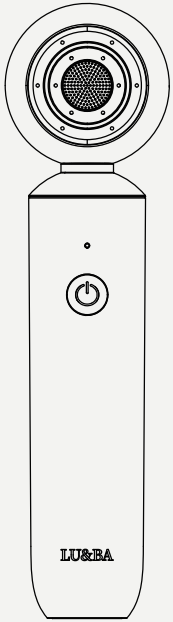

STATEMENT

Thank you for purchasing our Nano Resin Microneedling Pen. Before use, please carefully read this instruction and follow the precautions for safety herein to prevent that the equipment is damaged or the apparatus cannot be normally used.

LU&BA owns the copyright of all contents herein. Without the written permission of us, anyone is not allowed to copy, duplicate or translate this instruction to other languages.

Proprietary information protected by copyright law contained herein, shall be kept confidential by users and shall not be disclosed unrelated third parties.

The Company is entitled to revise the instruction and change the product description at any time, and the final interpretation right is owned by the Company.

声明

首先非常感谢您使用我公司生产的纳米树脂超导仪，在使用之前，请认真阅读本使用说明书，并按本说明书的指导遵守安全方面的注意事项，以免损害仪器或不能正常使用。

鹿巴公司拥有本说明书内所有内容的版权，未经本公司明确书面许可，任何人不得照相复制、复印或翻译成其他语言。

本说明书所包含版权法保护的专有资料，包括但不限于技术研发、专利信息等商业秘密，使用者具有保密义务，不得向无关第三方披露本说明书的任何内容。

本公司有权随时修订本说明书及更改产品说明，最终解释权属于本公司。

FOREWORD

Thank you for purchasing this product.
This product is carefully made by us, combining unique technologies and designs, and meeting high quality standards.
We are proud to meet the demands of our customers as much as possible. We welcome your comments and suggestions and believe that keeping in touch with our customers is very important for our future product line. We encourage you to read through the instructions to fully understand the operating characteristics of the instrument.

前言

我们真诚感谢您购买本产品。
本产品是我们精心打造而成，融合独特的工艺与设计，符合高质量标准。
我们为能尽可能的满足客户的需求而感到自豪。欢迎您提出宝贵意见或建议，我们相信与客户保持联系对我们未来产品线至关重要。虽然我们希望您马上开始使用该仪器，但是我们鼓励您通读操作指南以便完全理解仪器的操作特性。

INSTRUCTION

1) Please read this instruction carefully before use;
2) Before use of this apparatus, please clean skin, wash hands and disinfect;
3) During charging, DO NOT power on for operation or touch the charger with wet hands;
4) During placement of apparatus, it is required to remove the needles;
5) After use of the apparatus, please wipe and place the apparatus in a dry and ventilated place;
6) DO NOT open the device yourself, otherwise LU&BA will not be responsible for subsequent operation and any warranty claims.

使用说明

1) 使用前请仔细阅读说明书；
2) 使用仪器前需先洁肤，洗手并进行操作前消毒工作；
3) 在充电时，切勿开机操作或者湿手触摸充电电源；
4) 放置仪器时，需拆下针头存放；
5) 使用仪器后请擦拭干净并放置于干燥通风处；
6) 请勿自行打开或者拆卸仪器，否则LU&BA不予以仪器的后续操作和售后承担任何责任。

IoT STARTUP PROCESS

1) Mobile phone download APP- LU&BA
2) Enter Mobile phone number to log in
3) Add the customer's name in the upper left corner
4) Enter the operation page - Select the corresponding instrument LU&BA
5) Press the Start button to scan the product consumable code
6) One customer, one yard

树脂纳米胶原超导仪物联网启动流程

1) 手机下载APP--鹿巴荟
2) 输入手机号码登录
3) 左上角添加顾客姓名/跳过
4) 进入操作页面—选择对应仪器LU&BA
5) 按开始键—扫产品耗材码
6) 一客一码

LU&BA
鹿巴

鹿巴荟

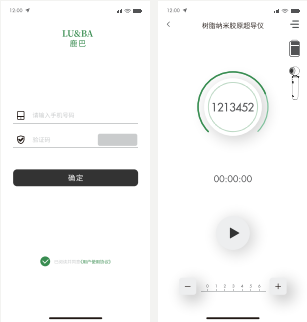

CAUTIONS

1) The nano resin needles are disposable, secondary use is not allowed to prevent skin problems caused by cross infection.
2) Please place this apparatus in the places out of the reach of children.

注意事项

1) 纳米树脂针头是一次性的，禁止二次使用，杜绝交叉感染引起皮肤问题。
2) 请放置在小孩不能触碰的地方。

OPERATING INSTRUCTIONS

1) Install the needles to the device and adjust the length of the needles;
2) Clean skin and apply the selected primary liquid on skin;
3) Long press to power on, short press to adjust the gears;
4) After finish of the operation, long press to power off and remove the needles.

操作说明

1) 将针头安装在机身上，调试好针头长度；
2) 清洁皮肤，将胶原蛋白液插入仪器口；
3) 长按开机键，短按加档速；
4) 操作结束，长按关机，并拆掉针头。

APPARATUS PARAMETERS
仪器技术参数

型号：JY2024-10-01	Model No.: JY2024-10-01
输入：5V/0.5A	Input: 5V/0.5A
档位：6档	Energy Levels: 6 energy levels
功能：震动导入	
Mode of Action: mechanical vibration and introduction	
供电方式：USB充电	
Power Supply Mode: USB charging	

WARRANTY

The warranty is valid within two years from the date of purchase if the product has material, manufacturing or functional defects not caused by the user.

The warranty is invalid in the following cases:

* The device is damaged due to improper operation or modification or maintenance by unauthorized third parties.
* The device is damaged caused by transportation, such as impact or improper handling.
* Damage caused by moisture or other liquids, foreign objects entering the device or the use of unapproved and discouraged accessories contrary to the instruction.
* Use of accessories which do not comply with or match with the contents wherein during use of the device.
* Damage or loss of partial or whole device due to force majeure or accidents caused by natural disasters (such as earthquake, flood, fire and lightning, etc.).
* Surface damage, including but not limited to scratches and dents. For the above situations, if maintenance is needed, the users are required to bear corresponding expenses.

仪器保修

此协议保证在因生产制造而导致的缺陷时提供LU&BA树脂纳米胶原超导仪的保修支持(保修期两年)。在这种情况下,您将有权利享有此协议的所有保修担保。

以下情况保修失效:

*由于不正当操作而导致的仪器损坏或者仪器被未授权的第三方进行修改或维修。

*在运输过程中导致的仪器损坏,比如撞击或者不正当操作。

*由于潮湿或者其他液体、外来物进入到仪器或者与说明手册相左的未认可的、不提倡的配件使用而造成的损坏。

*当仪器使用时与说明手册的相关内容不一致或者不与其匹配的配件使用。

*由于自然灾害(比如地震、水灾、火灾、闪电等)不可抗力或者意外而导致的仪器部分或全部损坏或遗失。

*表面的损坏,包括但不限于擦伤和凹痕,出现以上情况,若需维修,用户需承担相应费用。

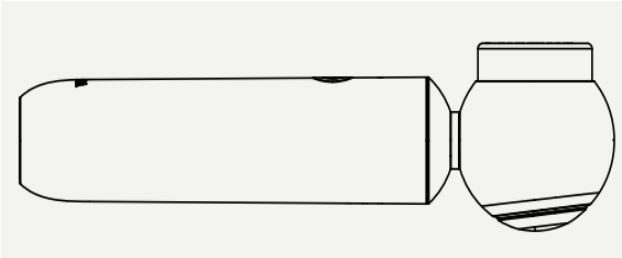

This device complies with part 15 of the FCC Rules. Operation is subject to the following two conditions: (1) This device may not cause harmful interference, and (2) this device must accept any interference received, including interference that may cause undesired operation.
NOTE: This equipment has been tested and found to comply with the limits for a Class B digital device, pursuant to Part 15 of the FCC Rules. These limits are designed to provide reasonable protection against harmful interference in a residential installation. This equipment generates, uses and can radiate radio frequency energy and, if not installed and used in accordance with the instructions, may cause harmful interference to radio communications. However, there is no guarantee that interference will not occur in a particular installation. If this equipment does cause harmful interference to radio or television reception, which can be determined by turning the equipment off and on, the user is encouraged to try to correct the interference by one or more of the following measures:
-- Reorient or relocate the receiving antenna.
-- Increase the separation between the equipment and receiver.
-- Connect the equipment into an outlet on a circuit different from that to which the receiver is connected.
-- Consult the dealer or an experienced radio/TV technician for help.
Changes or modifications not expressly approved by the party responsible for compliance could void the user's authority to operate the equipment.
The device has been evaluated to meet general RF exposure requirement. The device can be used in portable exposure condition without restriction.