FCC Appendix RF Test Data

FCC ID	**:**	**2BP48-S2**
Company:	**:**	**Shenzhen Jiazhiheng Technology Co., Ltd.**
EUT	**:**	**Intelligent interactive terminal**
Model Number	**:**	**S2**
Report No.		**CTA25033101301**
Reviewed By	**:**	**Eric Wang**

Appendix A: DTS Bandwidth

Test Result

TestMode	Antenna	Frequency[MHz]	DTS BW [MHz]	FL[MHz]	FH[MHz]	Limit[MHz]	Verdict
11B	Ant1	2412	9.600	2407.480	2417.080	0.5	PASS
		2437	9.520	2432.520	2442.040	0.5	PASS
		2462	10.040	2457.000	2467.040	0.5	PASS
11G	Ant1	2412	15.960	2403.840	2419.800	0.5	PASS
		2437	15.720	2429.440	2445.160	0.5	PASS
		2462	15.720	2453.840	2469.560	0.5	PASS
11N20SISO	Ant1	2412	15.720	2403.880	2419.600	0.5	PASS
		2437	15.760	2429.480	2445.240	0.5	PASS
		2462	16.160	2453.400	2469.560	0.5	PASS

Test Graphs

11B_Ant1_2412

11B_Ant1_2437

11B_Ant1_2462

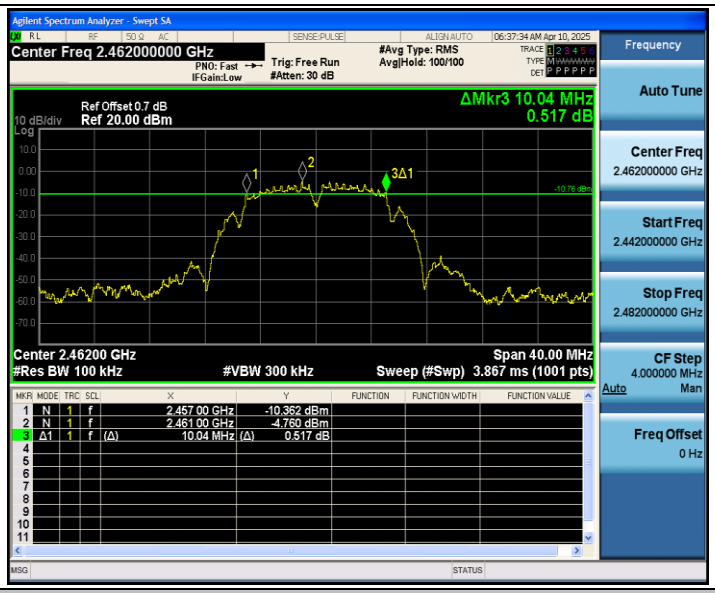

11G_Ant1_2412

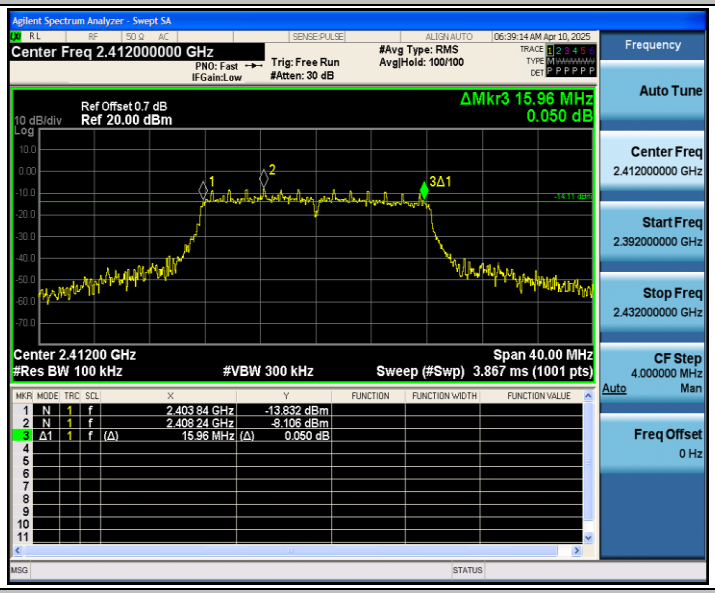

11G_Ant1_2437

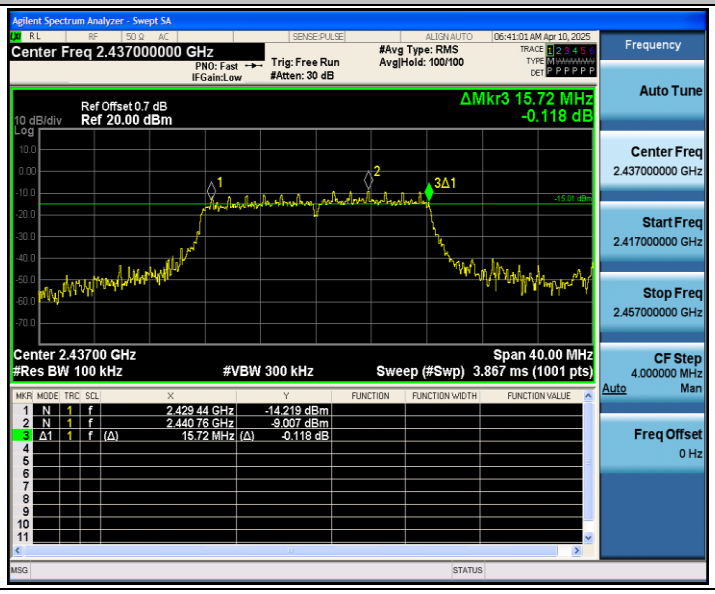

11G_Ant1_2462

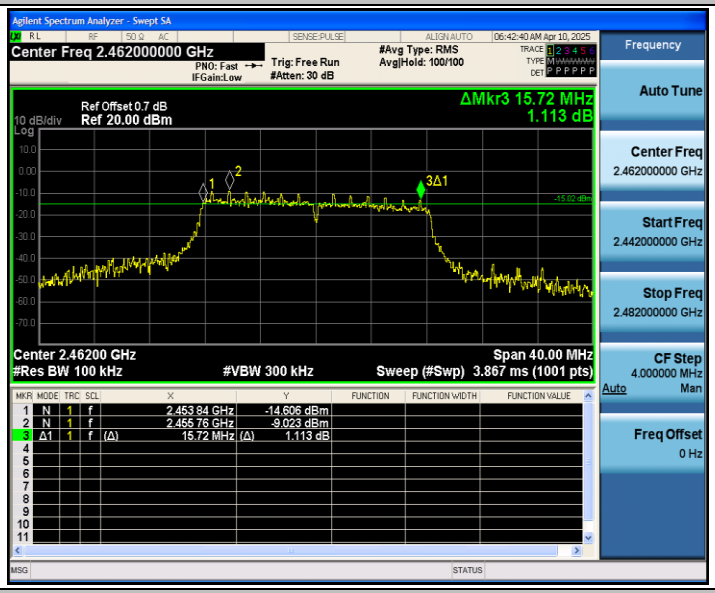

11N20SISO_Ant1_2412

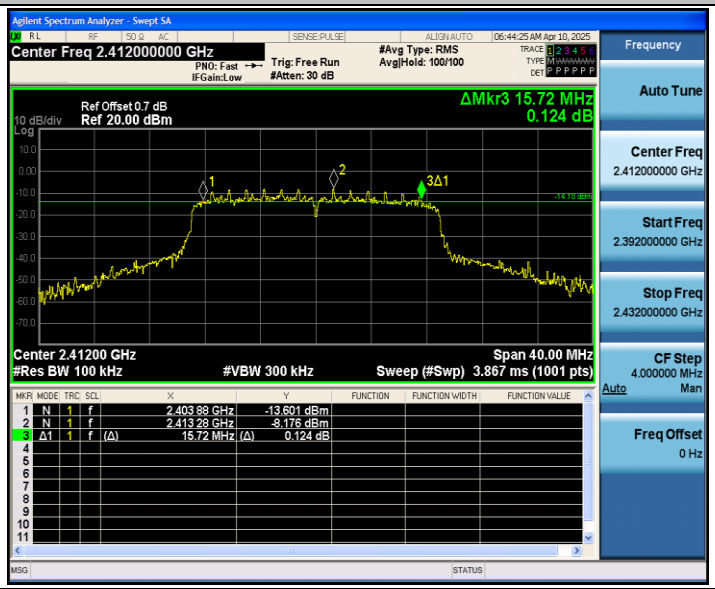

11N20SISO_Ant1_2437

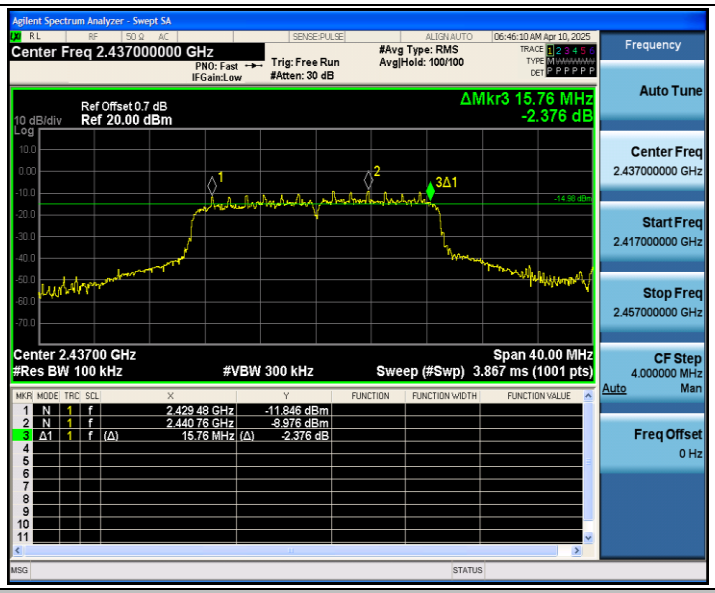

11N20SISO_Ant1_2462

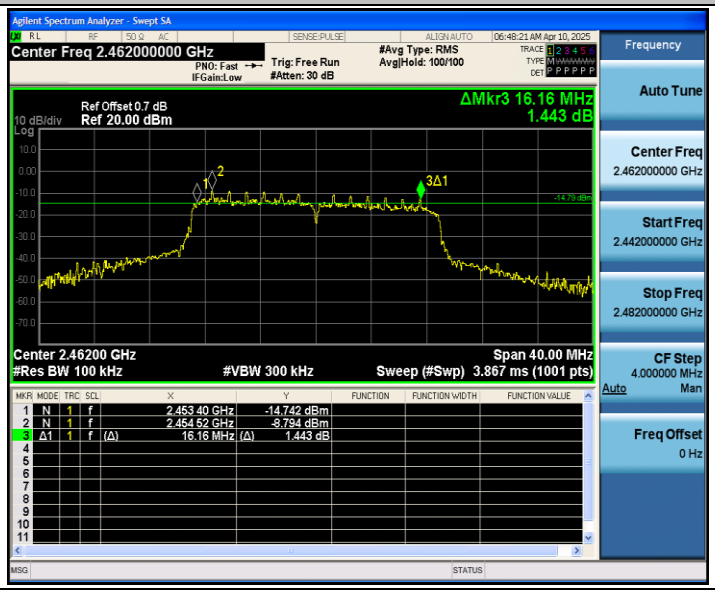

Appendix B: Occupied Channel Bandwidth

Test Result

TestMode	Antenna	Channel Frequency[MHz]	OCB [MHz]	FL[MHz]	FH[MHz]	Limit[MHz]	Verdict
11B	Ant1	2412	11.979	2406.1741	2418.1531	---	---
		2437	11.861	2431.2375	2443.0985	---	---
		2462	11.992	2456.1327	2468.1247	---	---
11G	Ant1	2412	16.539	2403.7290	2420.2680	---	---
		2437	16.648	2428.7849	2445.4329	---	---
		2462	16.751	2453.4851	2470.2361	---	---
11N20SISO	Ant1	2412	17.598	2403.2006	2420.7986	---	---
		2437	17.592	2428.3256	2445.9176	---	---
		2462	17.753	2452.9673	2470.7203	---	---

Test Graphs

11B_Ant1_2412

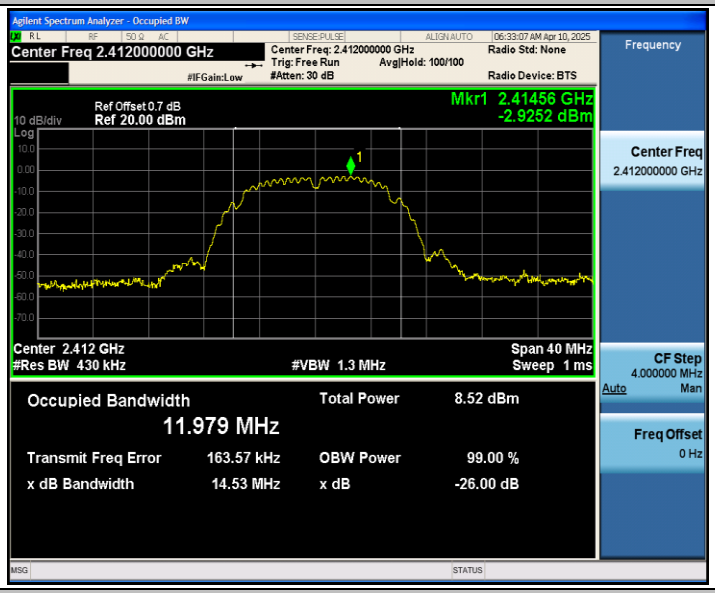

11B_Ant1_2437

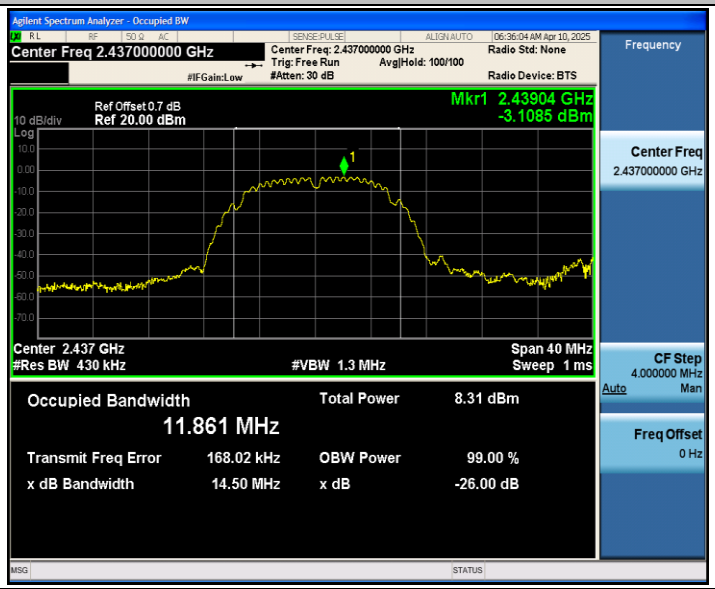

11B_Ant1_2462

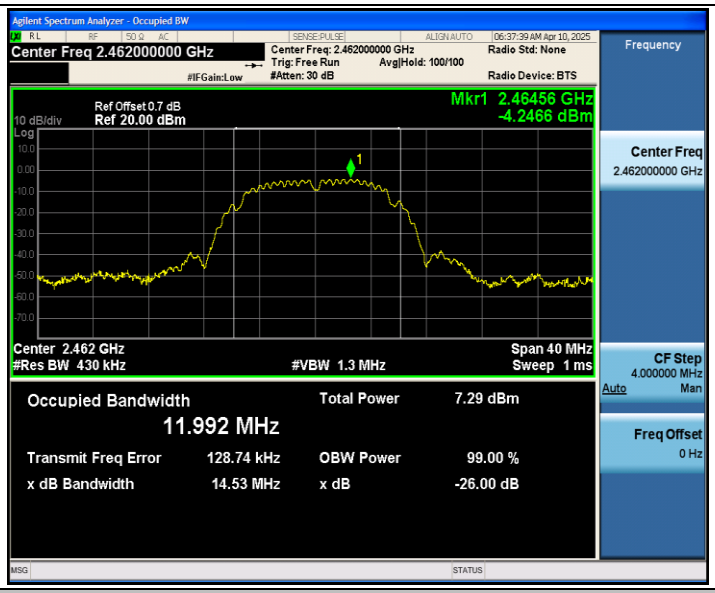

11G_Ant1_2412

11G_Ant1_2437

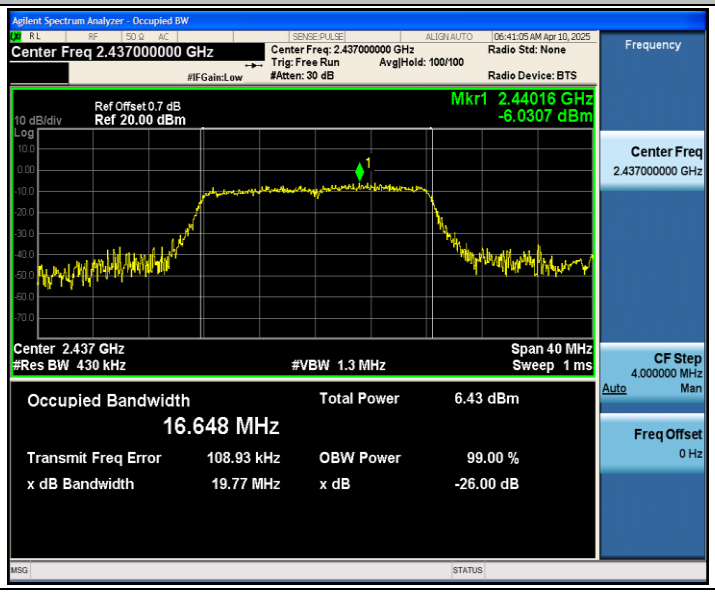

11G_Ant1_2462

11N20SISO_Ant1_2412

11N20SISO_Ant1_2437

11N20SISO_Ant1_2462

Appendix C: Maximum conducted output power

Test Result Peak

Test Mode	Antenna	Frequency[MHz]	Peak power [dBm]	Limit [dBm]	Verdict
11B	Ant1	2412	8.46	≤30.00	PASS
		2437	8.24	≤30.00	PASS
		2462	7.27	≤30.00	PASS
11G	Ant1	2412	8.45	≤30.00	PASS
		2437	7.02	≤30.00	PASS
		2462	6.73	≤30.00	PASS
11N20SISO	Ant1	2412	8.10	≤30.00	PASS
		2437	6.98	≤30.00	PASS
		2462	6.72	≤30.00	PASS

Appendix D: Maximum power spectral density

Test Result

TestMode	Antenna	Frequency[MHz]	Result[dBm/3-100kHz]	Limit[dBm/3kHz]	Verdict
11B	Ant1	2412	-16.49	≤8.00	PASS
		2437	-17.10	≤8.00	PASS
		2462	-18.33	≤8.00	PASS
11G	Ant1	2412	-24.20	≤8.00	PASS
		2437	-24.88	≤8.00	PASS
		2462	-25.57	≤8.00	PASS
11N20SISO	Ant1	2412	-23.37	≤8.00	PASS
		2437	-26.08	≤8.00	PASS
		2462	-25.83	≤8.00	PASS

Test Graphs

11B_Ant1_2412
11B_Ant1_2437
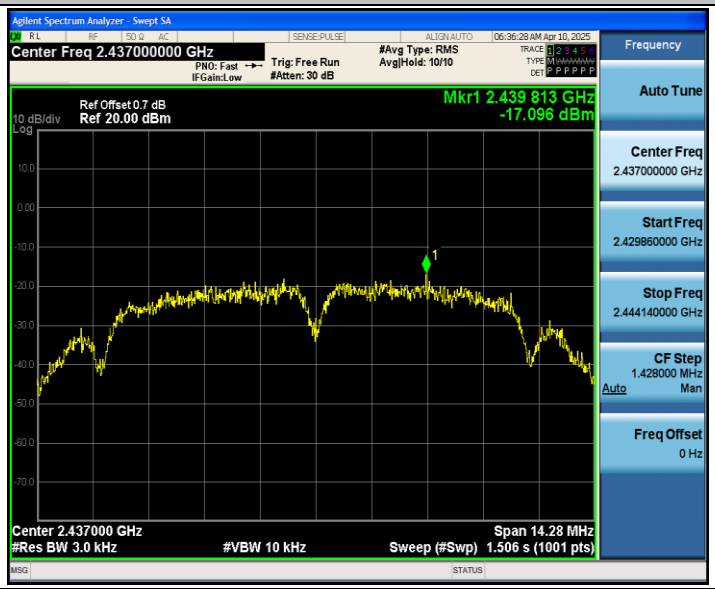
11B_Ant1_2462

11G_Ant1_2412

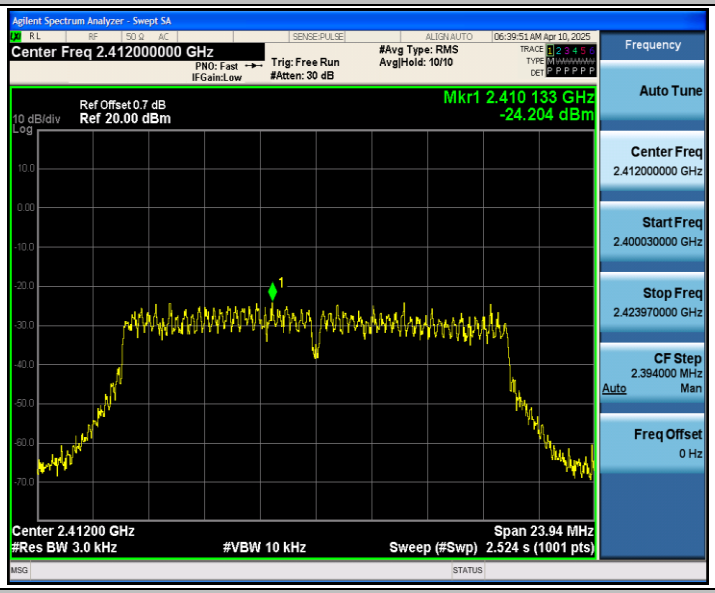

11G_Ant1_2437

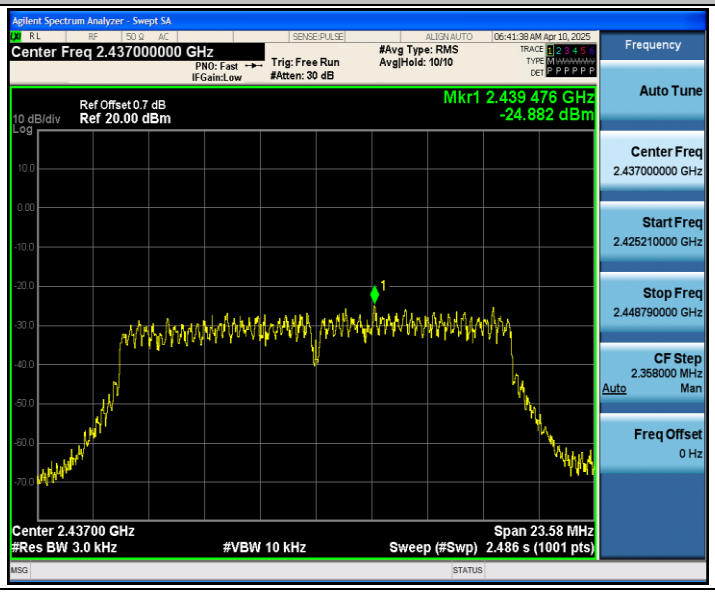

11G_Ant1_2462

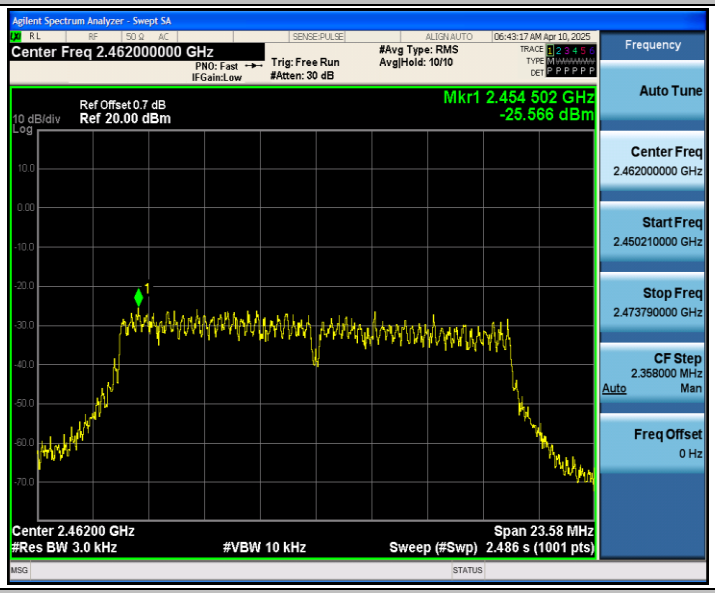

11N20SISO_Ant1_2412

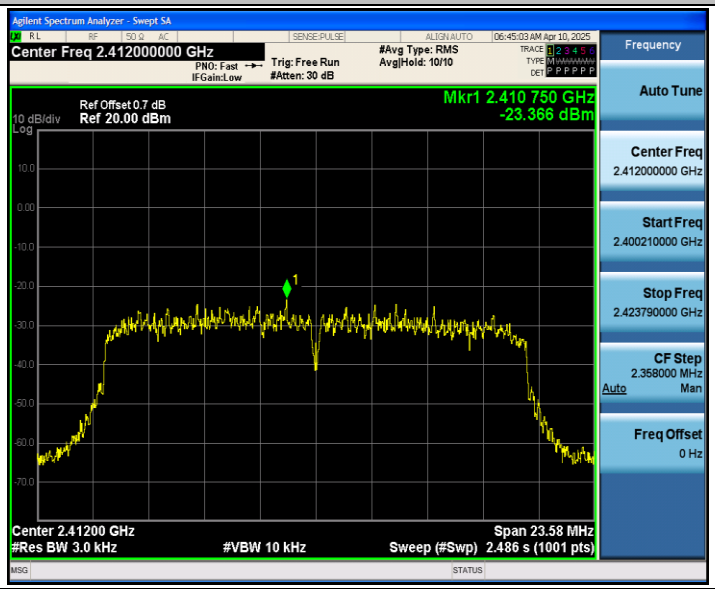

11N20SISO_Ant1_2437

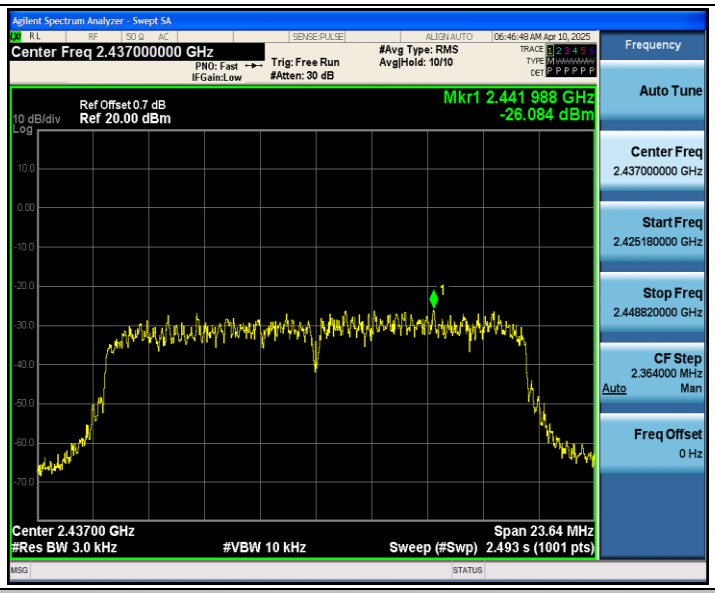

11N20SISO_Ant1_2462

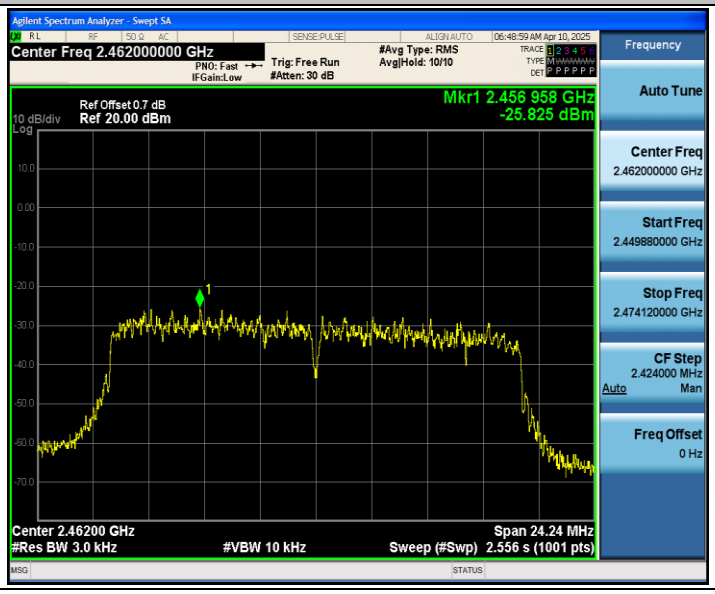

Appendix E: Band edge measurements

Test Result

TestMode	Antenna	ChName	Frequency[MHz]	RefLevel[dBm]	Result[dBm]	Limit[dBm]	Verdict
11B	Ant1	Low	2412	-4.07	-54.82	≤-24.07	PASS
		High	2462	-4.34	-54.5	≤-24.34	PASS
11G	Ant1	Low	2412	-8.11	-41.4	≤-28.11	PASS
		High	2462	-8.75	-54.85	≤-28.75	PASS
11N20SISO	Ant1	Low	2412	-8.18	-42.23	≤-28.18	PASS
		High	2462	-8.69	-54.02	≤-28.69	PASS

Test Graphs

11B_Ant1_Low_2412

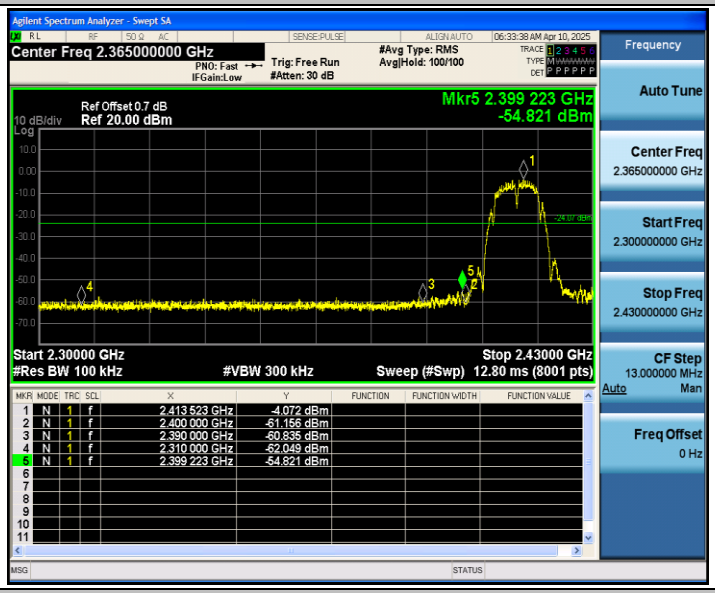

11B_Ant1_High_2462

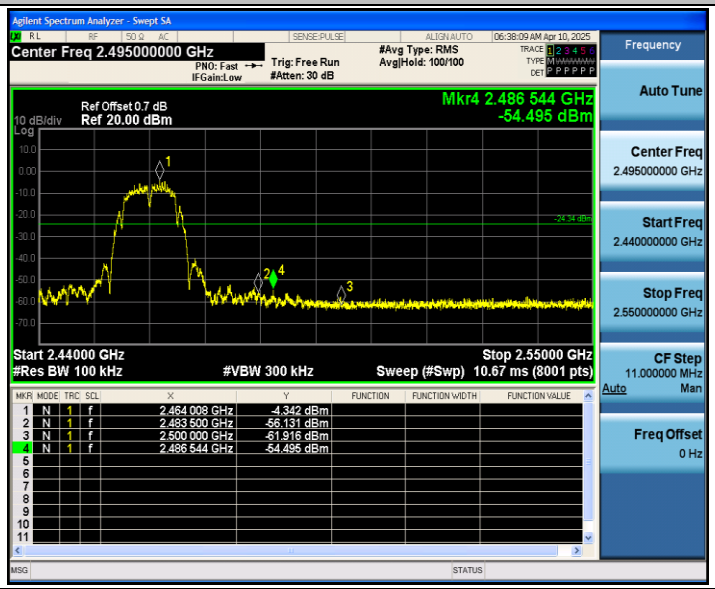

11G_Ant1_Low_2412

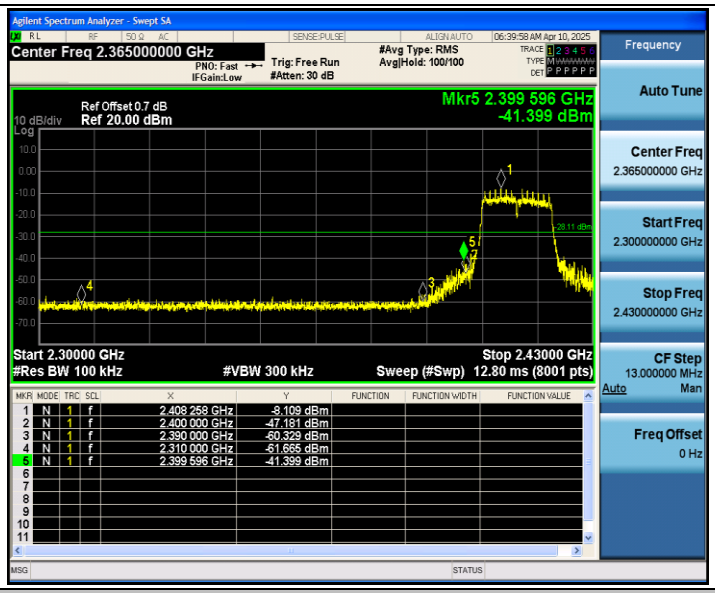

11G_Ant1_High_2462

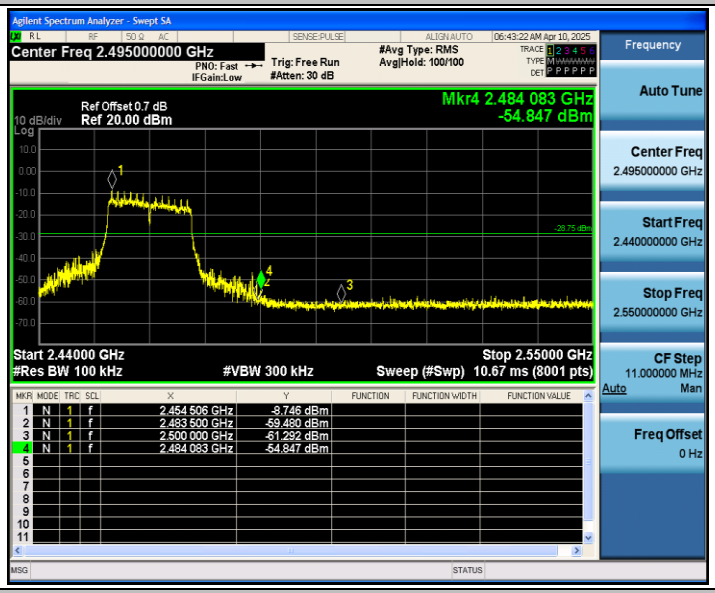

11N20SISO_Ant1_Low_2412

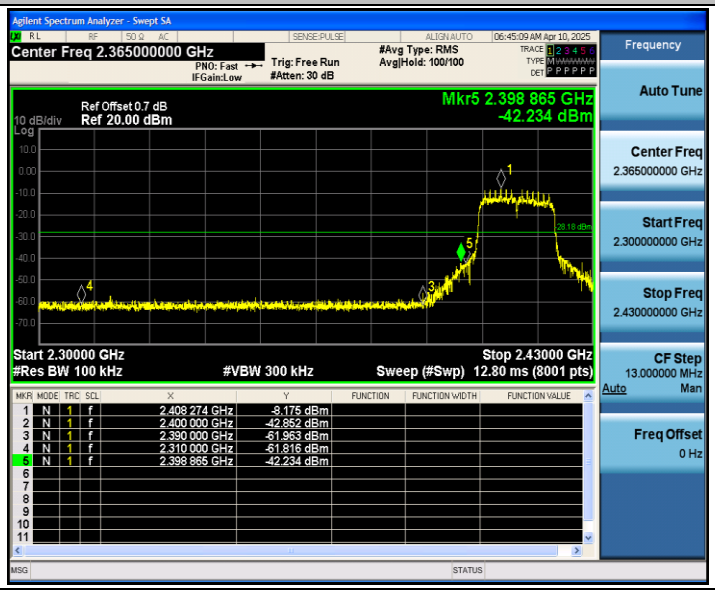

11N20SISO_Ant1_High_2462
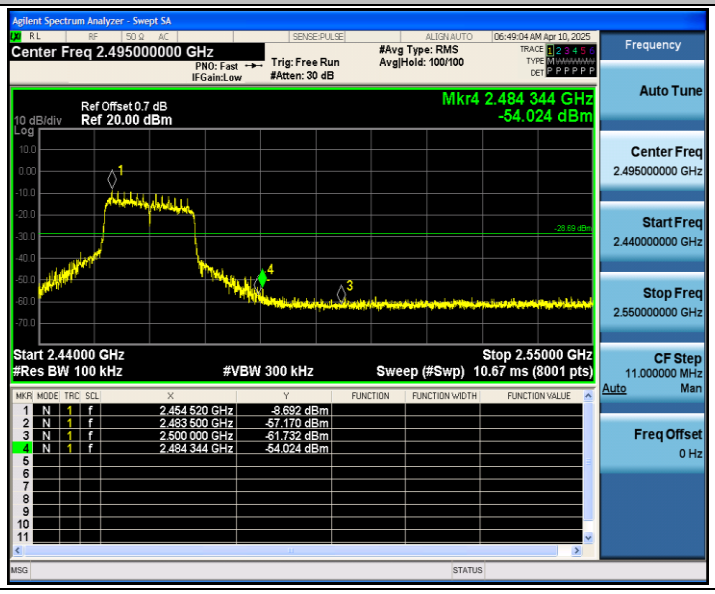

Appendix F: Conducted Spurious Emission

Test Result

TestMode	Antenna	Frequency[MHz]	FreqRange [Mhz]	RefLevel [dBm]	Result [dBm]	Limit [dBm]	Verdict
11B	Ant1	2412	Reference	-4.88	-4.88	---	PASS
			30~1000	-4.88	-70.44	≤-24.88	PASS
			1000~26500	-4.88	-49.67	≤-24.88	PASS
		2437	Reference	-4.62	-4.62	---	PASS
			30~1000	-4.62	-69.72	≤-24.62	PASS
			1000~26500	-4.62	-48.74	≤-24.62	PASS
		2462	Reference	-6.37	-6.37	---	PASS
			30~1000	-6.37	-69.58	≤-26.37	PASS
			1000~26500	-6.37	-44.07	≤-26.37	PASS
11G	Ant1	2412	Reference	-9.42	-9.42	---	PASS
			30~1000	-9.42	-69.56	≤-29.42	PASS
			1000~26500	-9.42	-53.4	≤-29.42	PASS
		2437	Reference	-9.51	-9.51	---	PASS
			30~1000	-9.51	-69.2	≤-29.51	PASS
			1000~26500	-9.51	-57.2	≤-29.51	PASS
		2462	Reference	-9.48	-9.48	---	PASS
			30~1000	-9.48	-69.63	≤-29.48	PASS
			1000~26500	-9.48	-49.9	≤-29.48	PASS
11N20SISO	Ant1	2412	Reference	-8.81	-8.81	---	PASS
			30~1000	-8.81	-69.54	≤-28.81	PASS
			1000~26500	-8.81	-56.83	≤-28.81	PASS
		2437	Reference	-9.03	-9.03	---	PASS
			30~1000	-9.03	-70.04	≤-29.03	PASS
			1000~26500	-9.03	-56.63	≤-29.03	PASS
		2462	Reference	-9.42	-9.42	---	PASS
			30~1000	-9.42	-70.14	≤-29.42	PASS
			1000~26500	-9.42	-49.92	≤-29.42	PASS

Test Graphs

11B_Ant1_2412_0~Reference

11B_Ant1_2412_30~1000

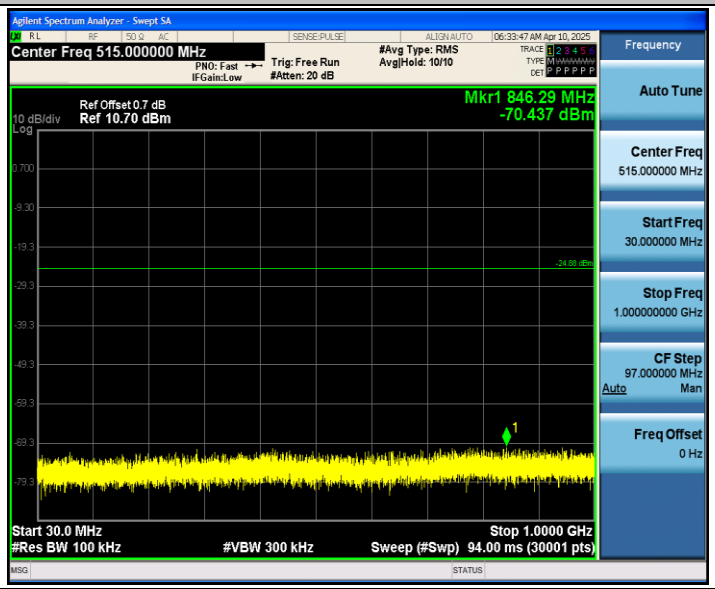

11B_Ant1_2412_1000~26500

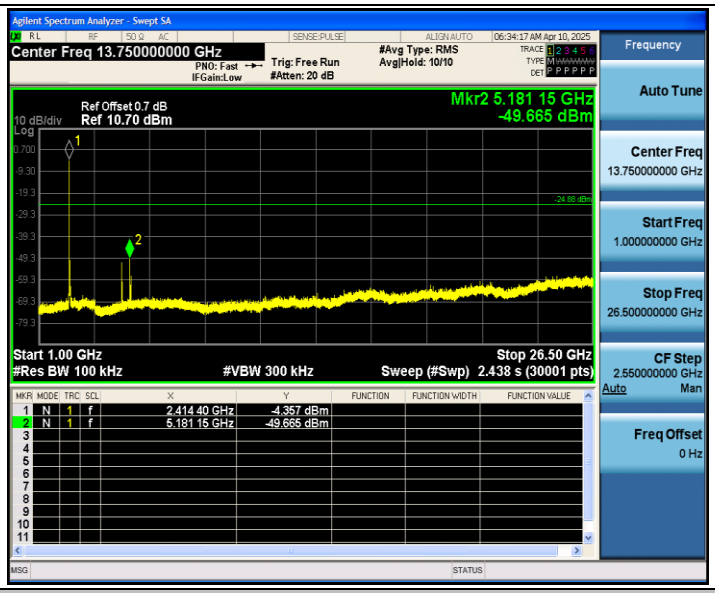

11B_Ant1_2437_0~Reference

11B_Ant1_2437_30~1000

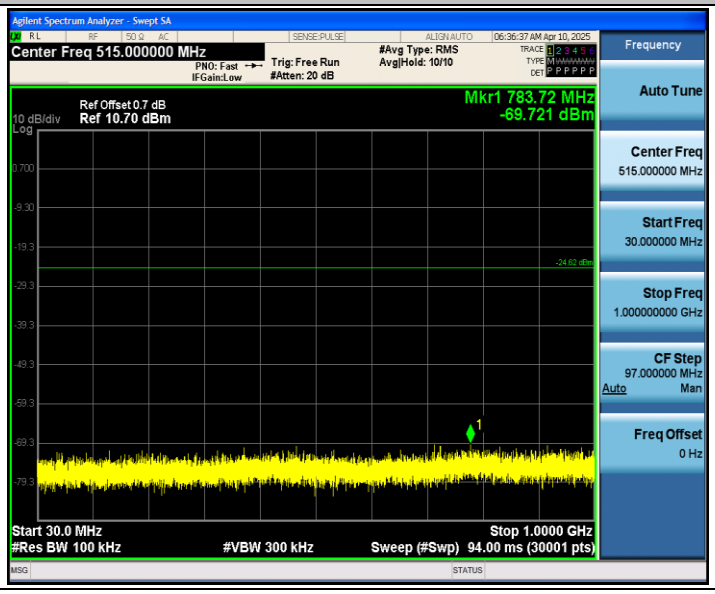

11B_Ant1_2437_1000~26500

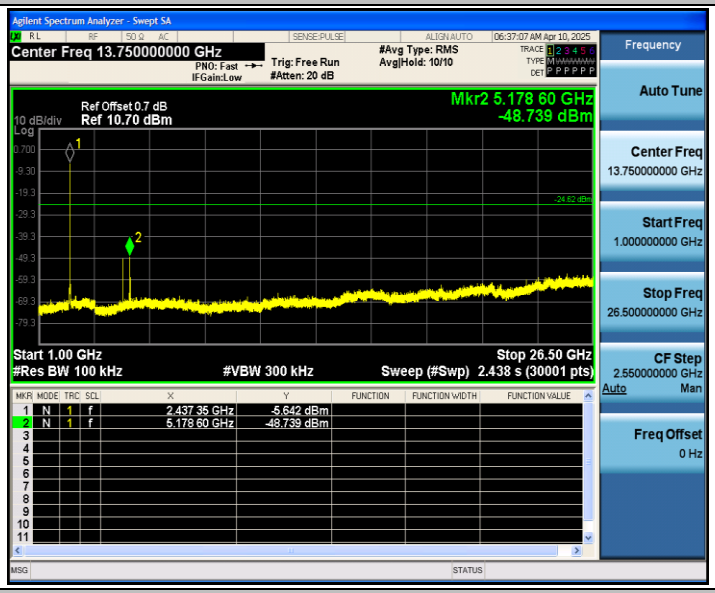

11B_Ant1_2462_0~Reference

11B_Ant1_2462_30~1000

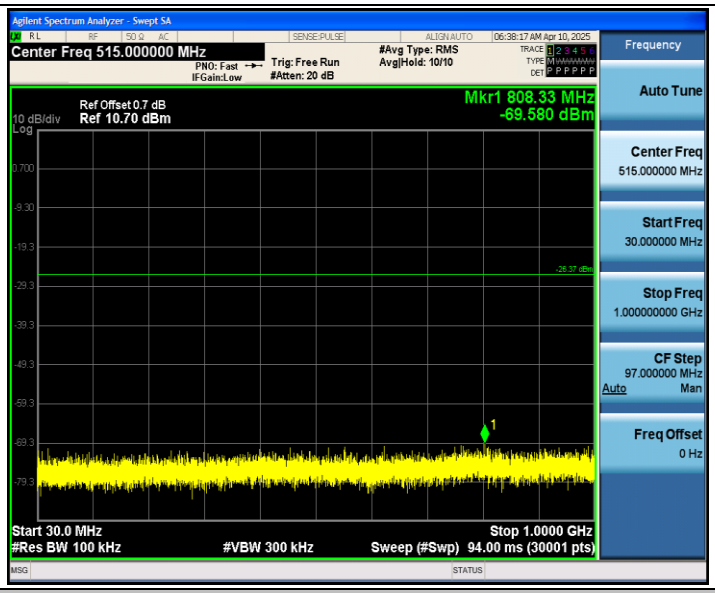

11B_Ant1_2462_1000~26500

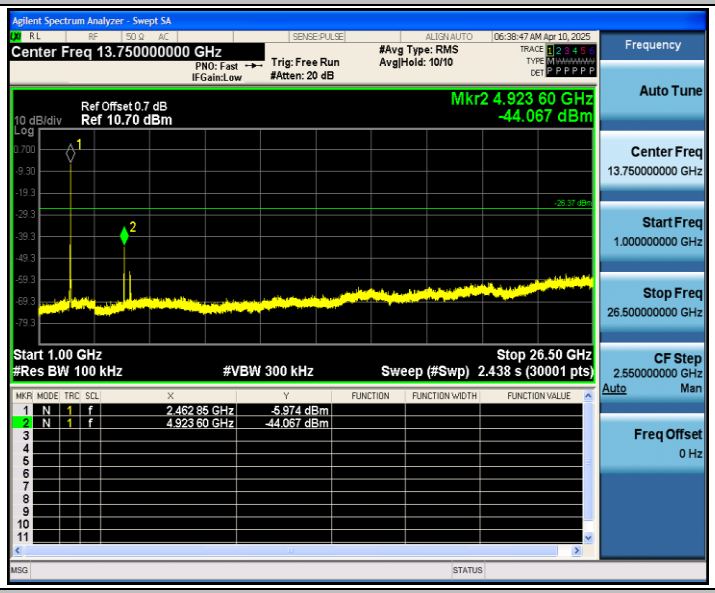

11G_Ant1_2412_0~Reference

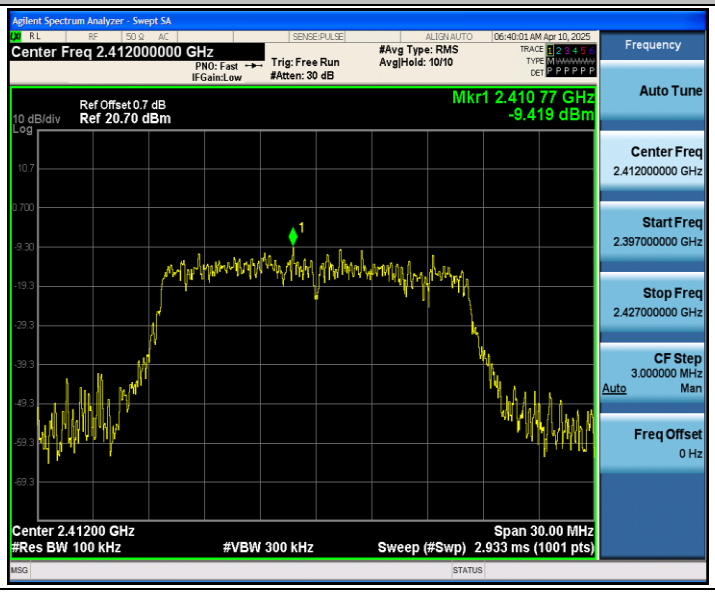

11G_Ant1_2412_30~1000

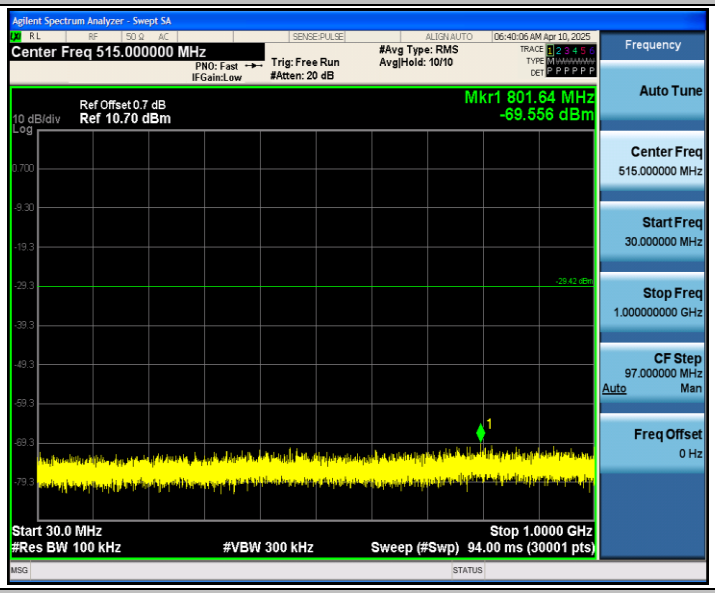

11G_Ant1_2412_1000~26500

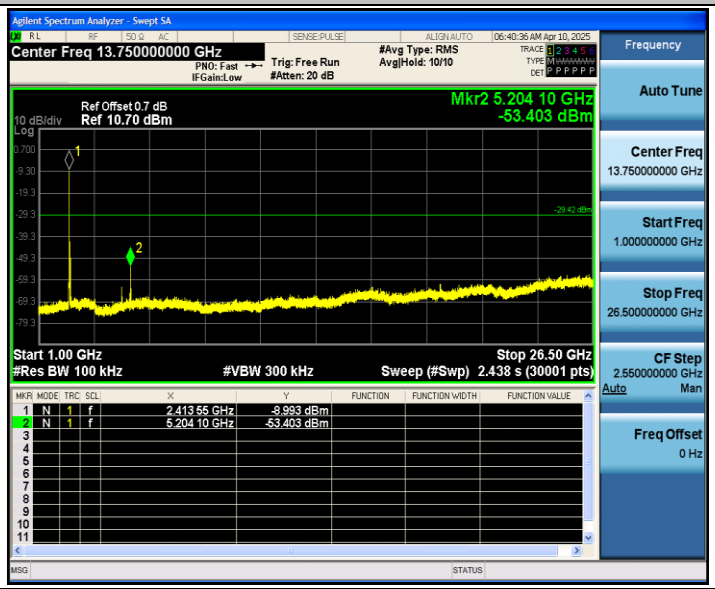

11G_Ant1_2437_0~Reference

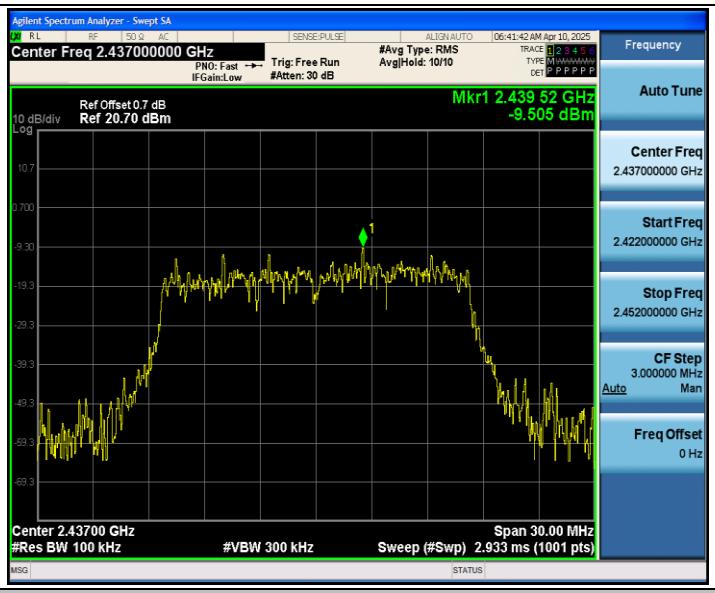

11G_Ant1_2437_30~1000

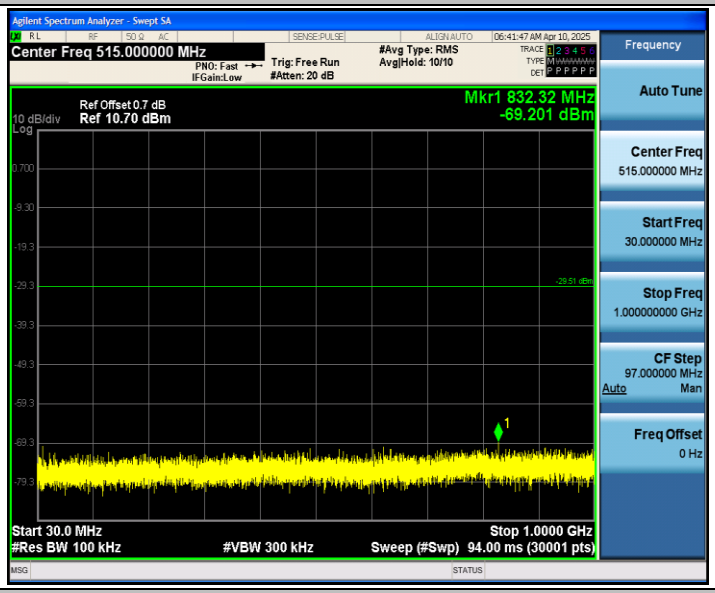

11G_Ant1_2437_1000~26500

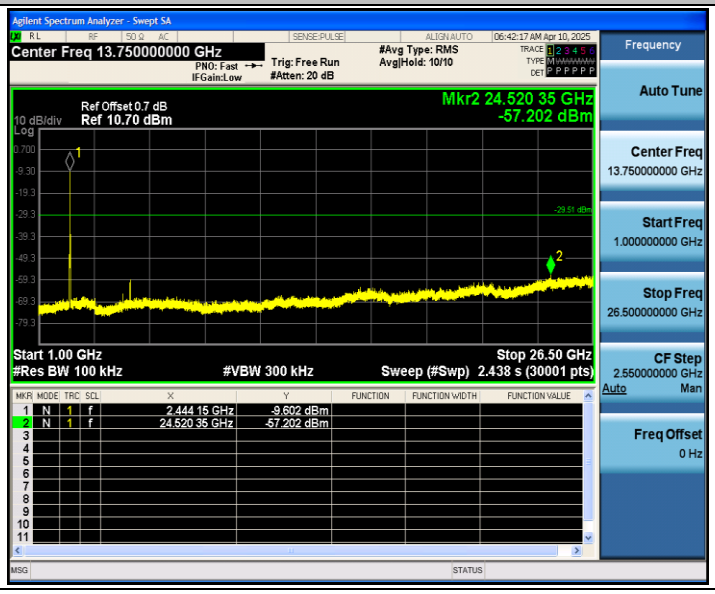

11G_Ant1_2462_0~Reference

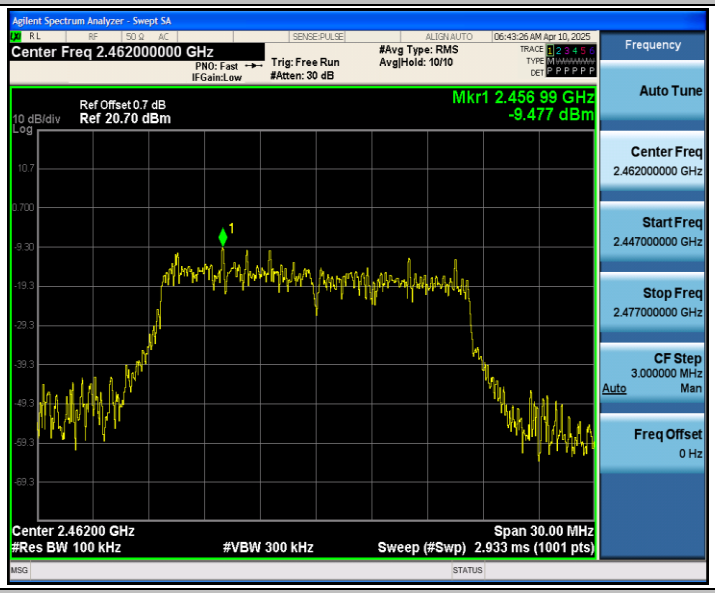

11G_Ant1_2462_30~1000

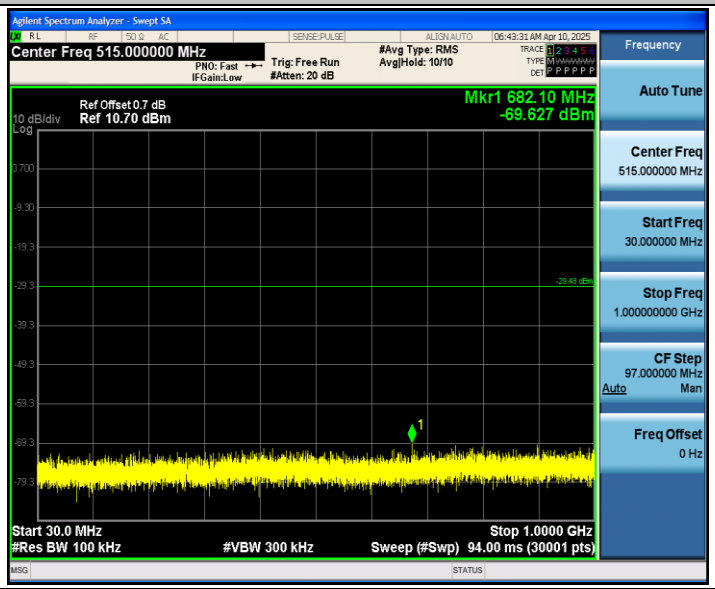

11G_Ant1_2462_1000~26500

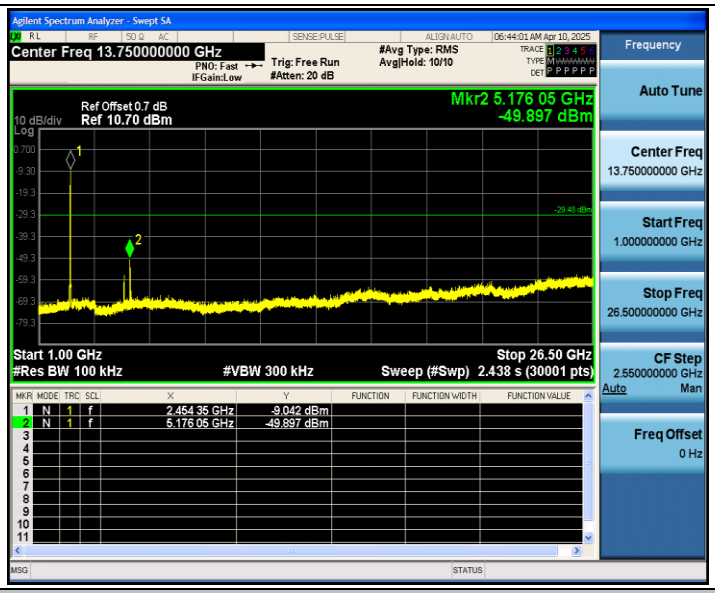

11N20SISO_Ant1_2412_0~Reference

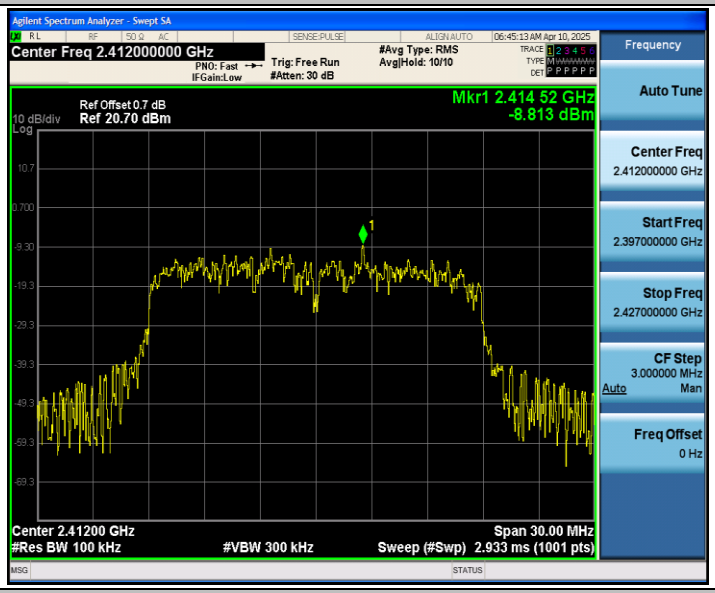
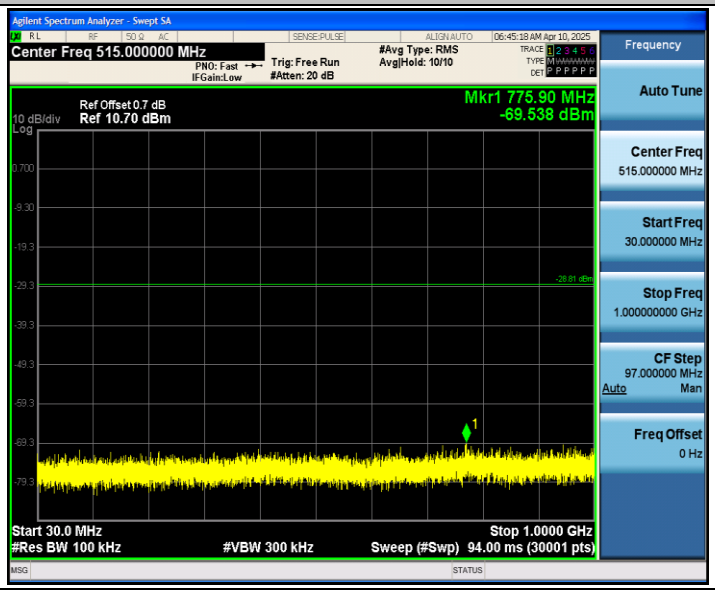
11N20SISO_Ant1_2412_30~1000