CoQ; 叩奇

USER GUIDE

Hello !

I'm your good buddy CoQi.

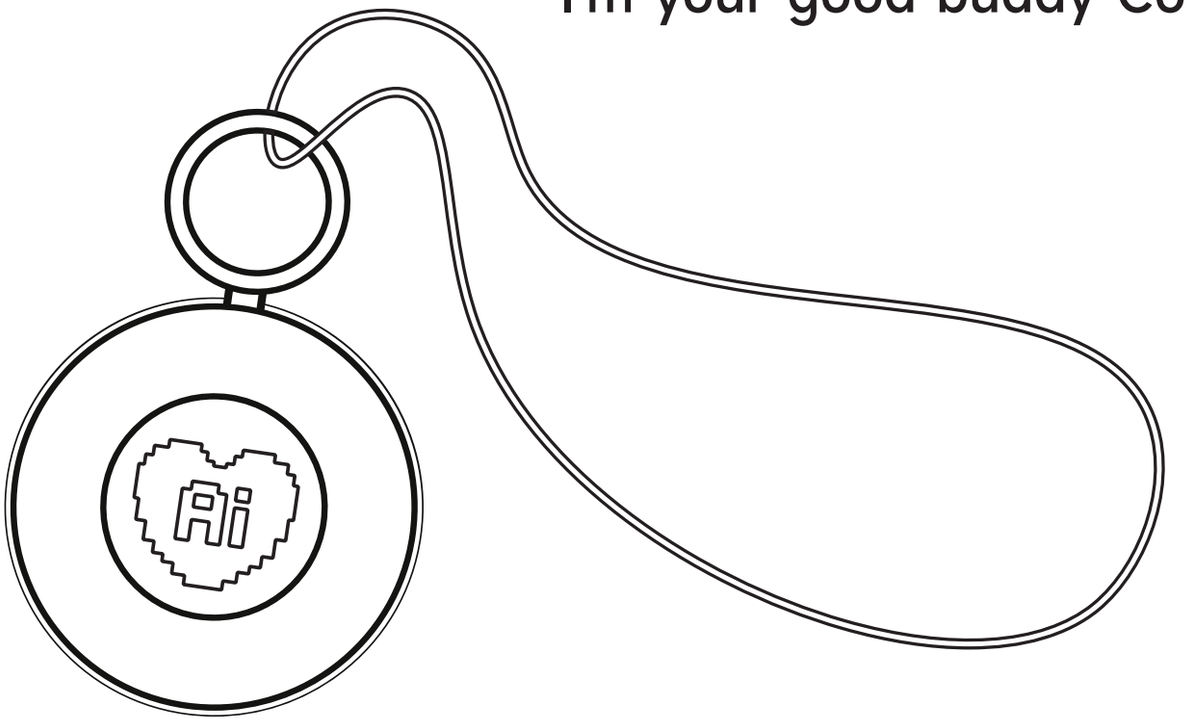

CoQi welcomes you with open arms!

I will always be available to answer your questions, present surprises and joys, and accompany you every moment.

Warm tips: The dialogues are fictional contents created by AI, but they are full of fun and imagination.

WARNING AND PRECAUTIONS

This product contains small parts, not suitable for children under 3 years old, please use under adult supervision.

Please do not use, store and charge in direct sunlight, near heat sources or high temperature environment, daily please place this product in a cool and dry place;

This product is not waterproof, never wash it with water or soak it in water;

This product contains a battery with cobalt material inside, so be sure to keep it away from fire or heat sources;

Please dispose of the packaging of this product properly to prevent accidental contact with infants and young children which may result in choking.

Please read all the contents of this manual before use and keep it in a safe place for future reference.

Getting started with CoQi

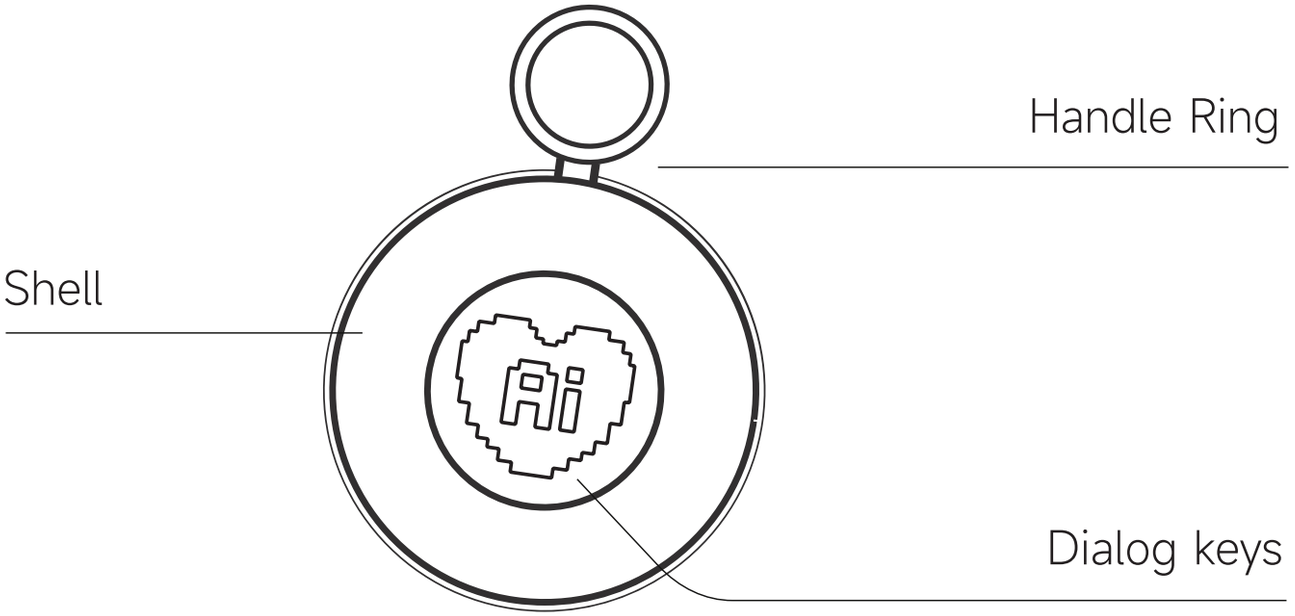

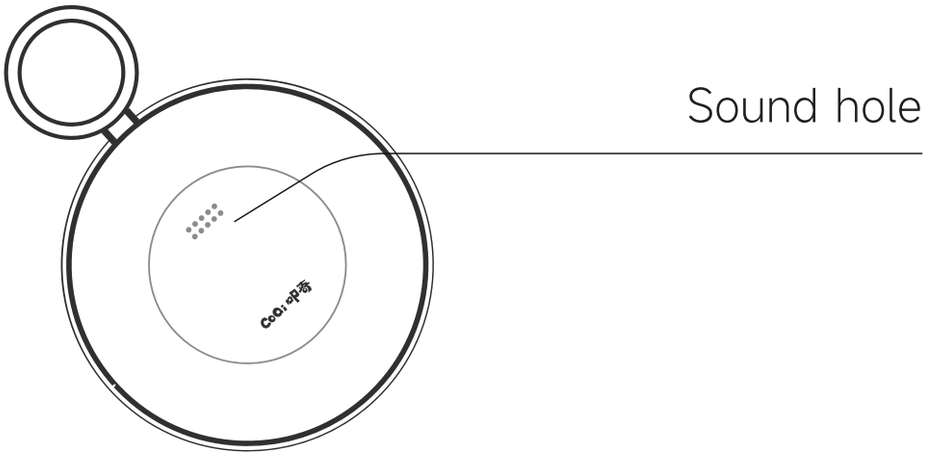

Getting started with CoQi

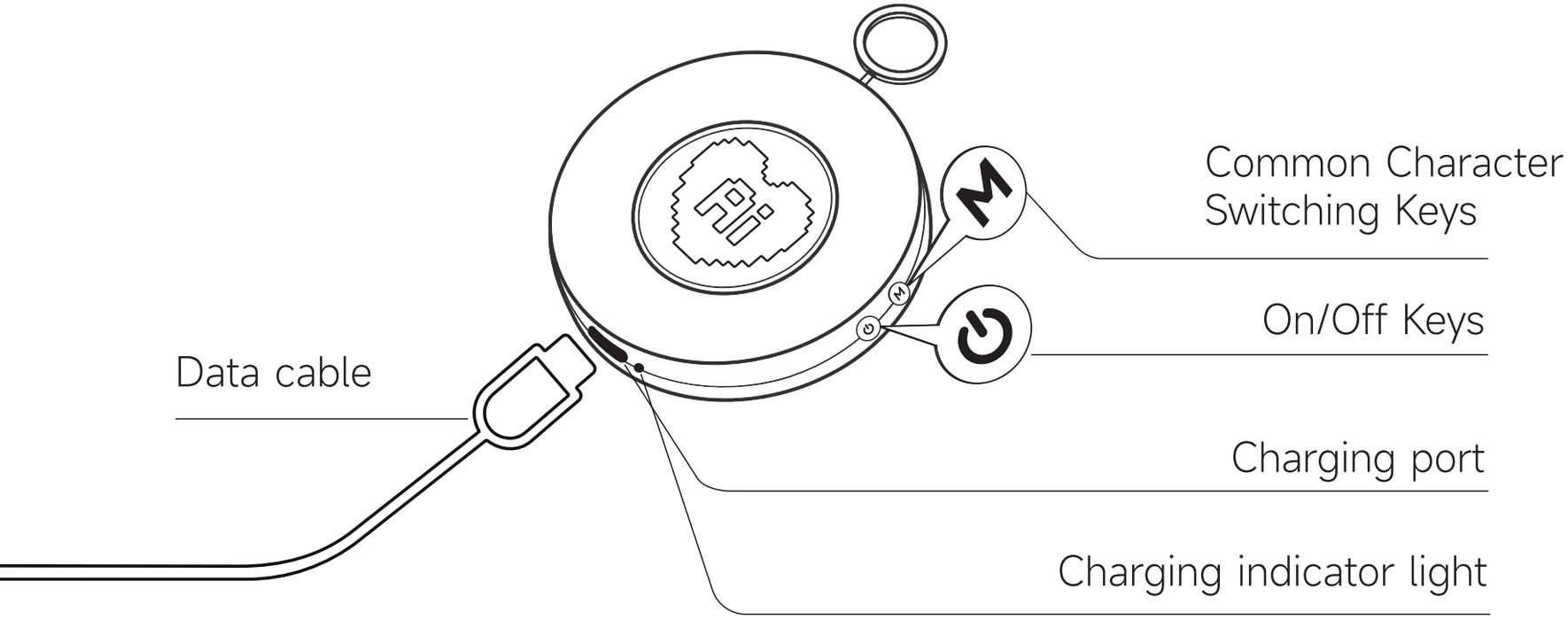

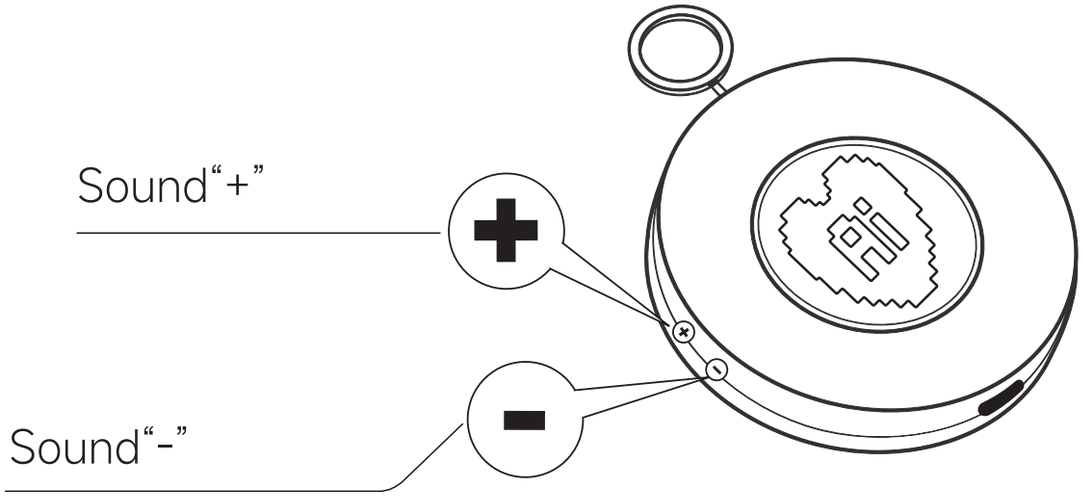

1 Scan the code to enter the CoQi applet

Scan the QR code on the right, open the "CoQi" mini-program, complete the login, and enter the network configuration process. (Or open WeChat, search for the "CoQi" mini-program, log in, and select CoQi S2 in the pop-up window on the home page.)

叩奇

2 Binding preparation

1.Turn on: WiFi and location of your cell phone.

2.Power on the device.



3.Long press “M key, volume + key” at the same time to enter the network mode, and then click next.

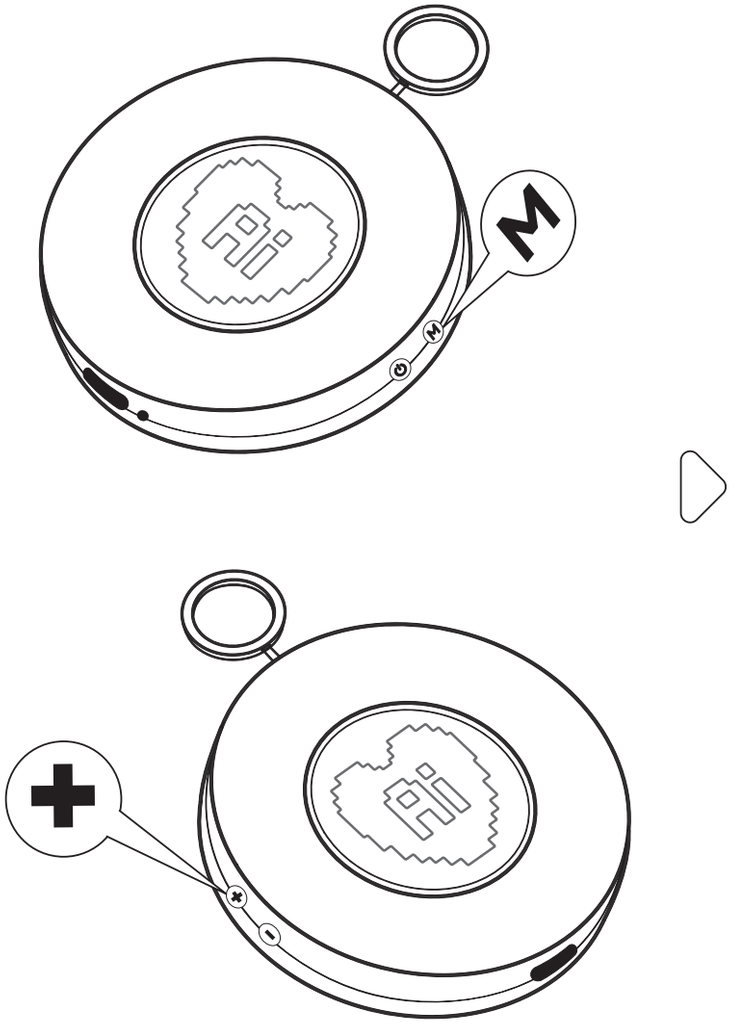

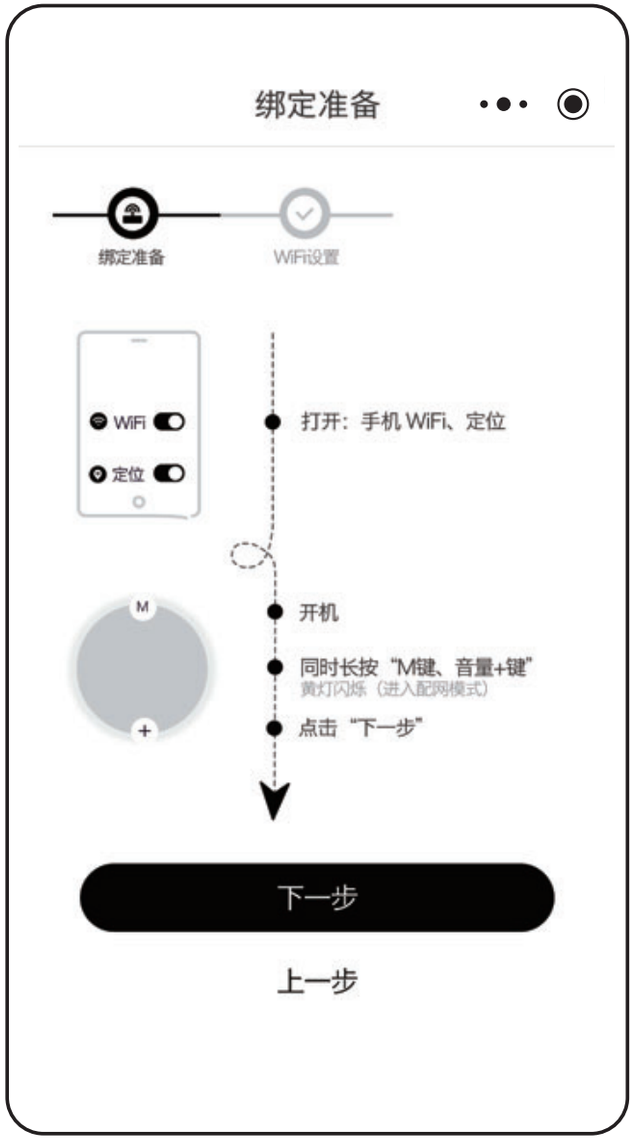

3 Set up WiFi

WiFi设置
绑定准备
WiFi设置
2.4G
5G
New-XX-WiFiName
重新选择
请输入WiFi密码
保存WiFi密码，以便直接联网
确认
上一步

5 Successfully connect to the network, and start to talk

Press and hold the “button” in the center to speak, release the button after speaking.

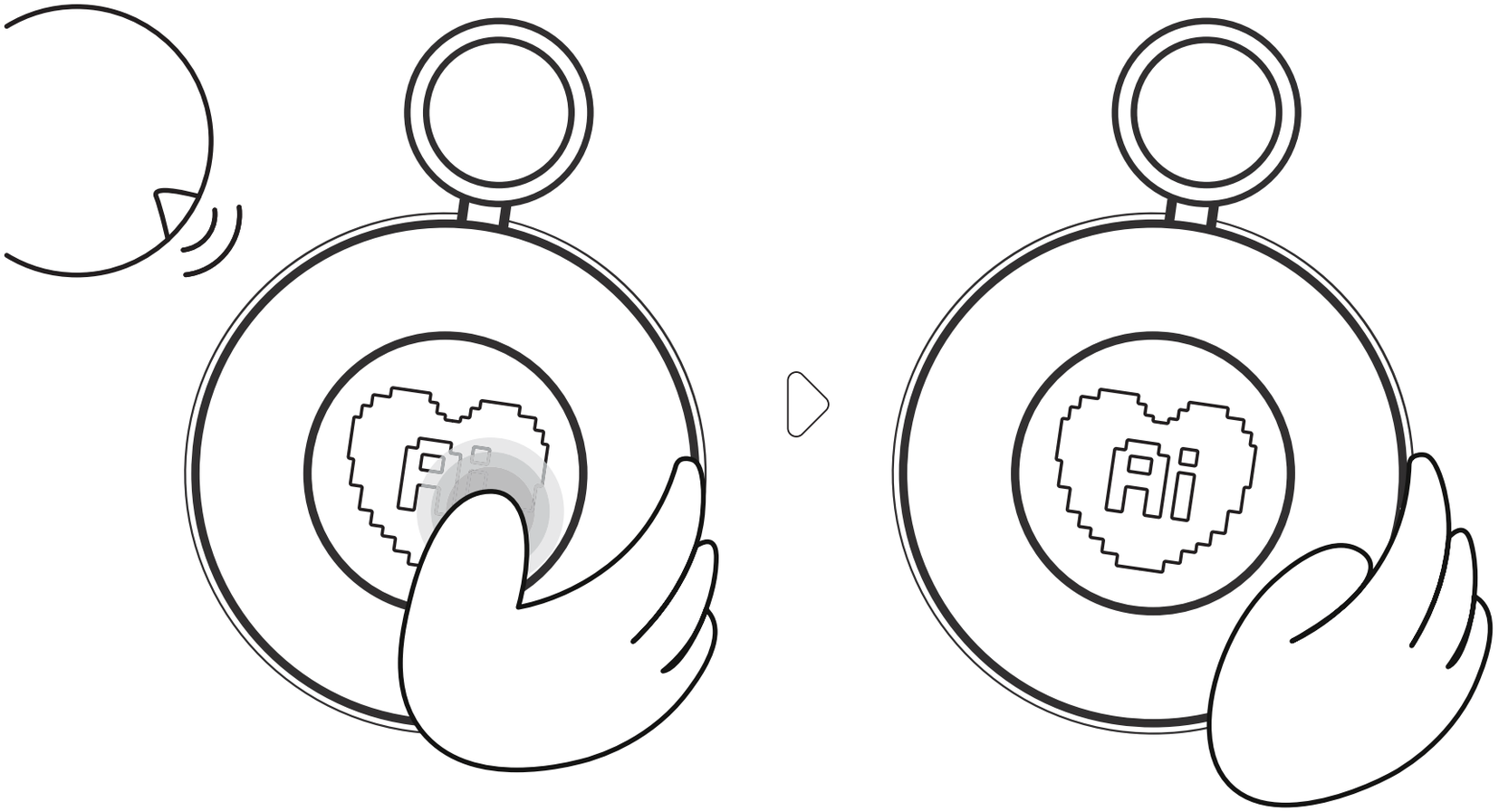

Hold the speech

Release reply

6 Character Selection for Conversation

Children or parents can switch between different dialogue characters according to their preferences on the mini-program platform. They can freely choose the door to a wonderful new world and embark on a completely different interactive experience journey.

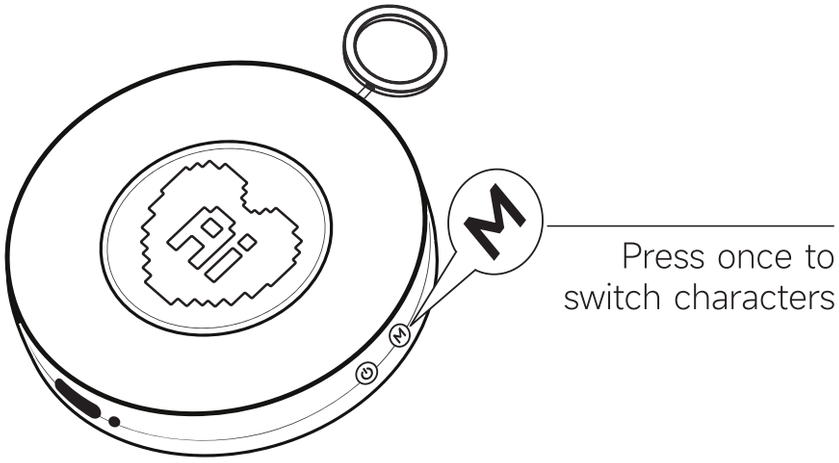

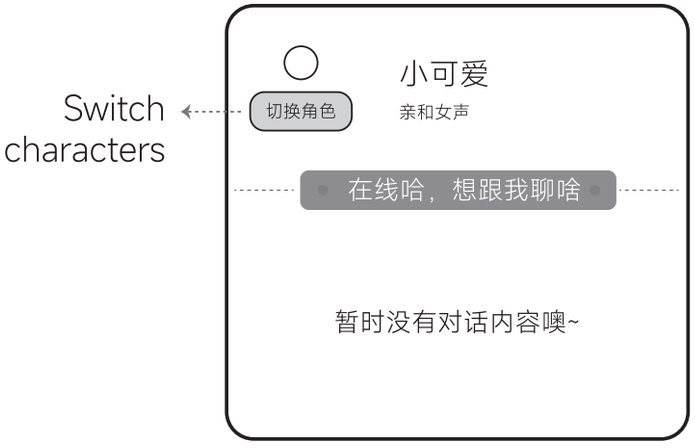

CHARGING/BATTERY STORAGE

Connect the charging cable to the charging port of the product, and charge the product with a regular charger (to be purchased separately) with a 5V 1A rating and in compliance with the national CCC certification. The product cannot be switched on when the charge level is insufficient, but it can be switched on when the charging is completed;

A full charge takes about 120 minutes*.

*The full charge time of 120 minutes is based on data from CoQi's labs, and may vary slightly due to a variety of factors.

⚠ Attention

- This product has a built-in lithium battery, which should not be used near a fire source.
- Don't charge it for more than 6 hours continuously, make sure someone is around when charging, and don't charge it when you go out or leave it for a long time.
- Be sure to check this product regularly, if you find abnormalities in the charging or charging cable, please stop using it immediately, otherwise there is a risk of leakage, short circuit or even cause a fire.
- Do not use, store or charge in direct sunlight, near a heat source or in a high temperature environment, keep this product in a cool and dry place on a daily basis.

SAFETY INSTRUCTIONS

- Children must be supervised and instructed by an adult when using the machine and must take responsibility for the safety of the user.
- Before use, always check whether the appearance is intact, whether it is properly installed and whether the machine operates normally, if there is any problem, please contact the after-sales service.
- Do not collide, impact, crush or puncture the product.
- Do not disassemble, repair or modify by yourself.
- Do not use the product or accessories when they are damaged or broken.
- Do not charge continuously for more than 6 hours. Someone must be present when charging, and charging is prohibited when you are away from home or for a long period of time.
- Be sure to check the product regularly and stop using it as soon as you find any abnormality in the charging cable, otherwise there may be leakage of electricity, short-circuit or fire.
- Do not clean the product during switching on or charging.
- Do not use salt water, hot water, compressed gas, steel wool, abrasive cleaners or corrosive liquids (e.g. petrol or acetone) for cleaning.

CLEAN

- Please turn off the machine before cleaning, daily use a soft cloth moistened with tap water to clean the body, after cleaning, be sure to wipe dry;
- Do not clean the product while it is switched on or charging;
- Do not use salt water, hot water, compressed gas, steel wool, abrasive cleaners or corrosive liquids (e.g. petrol or acetone) for cleaning.

CARING FOR THE ENVIRONMENT

When disposing of the product, please do not pile it up with general household waste, but give it to a government-designated recycling centre, as this is good for the environment.

NAME AND CONTENT OF HAZARDOUS SUBSTANCES IN THE PRODUCT

HARMFUL SUBSTANCES OR ELEMENTS	PART NAME					
	PLASTICS	SILICA	COMPONENT	CIRCUIT BOARD	WIRE	OTHER
铅 (PB)	○	○	○	○	○	○
汞 (Hg)	○	○	○	○	○	○
镉 (Cd)	○	○	○	○	○	○
六价铬 (Cr+)	○	○	○	○	○	○
多溴联苯 (PBB)	○	○	○	○	○	○
多溴二苯醚 (PBDE)	○	○	○	○	○	○

This table is prepared in accordance with SJ/T11364.

0: Indicates that the content of the hazardous substance in all homogeneous materials of the component is below the limit requirement specified in GB/T26572.

X: Indicates that the content of the hazardous substance in at least one homogeneous material of the part exceeds the limit requirement specified in GB/T26572.

PRODUCT INFORMATION

Product Name	CoQi 叩奇
Product Model	S2
Product Material	ABS
Dimensions	64*96*27mm
Charging Input	5V 1A
Rated Power	2W
Battery Capacity	Rechargeable lithium batteries
Battery Type	600mAh
Country of Origin	China

PRODUCT CONTENTS

CoQi 叩奇	1 unit
Charging Cable	1 unit
User Manual	1 unit

DISCLAIMER &
IMPORTANT INFORMATION

Thank you for purchasing CoQi.

The relevant content mentioned in this article relates to your safety, legal rights and responsibilities.

The statement may be updated. Please follow the official WeChat or mini program of CoQi to obtain the latest product information.

Once you use this product, it is deemed that you have carefully read the disclaimer and precautions, understood, recognized and accepted all the terms and contents of this disclaimer and safety guide.

You promise to use this product only in an appropriate environment and for the correct purpose, and you promise to take full responsibility for the use of this product and the possible consequences.

You agree to abide by this clause, including health and safety notices and any relevant terms, policies and guidelines formulated by CoQi.

Otherwise, if you use the product improperly or violate the instructions of the safety guide, resulting in property damage or personal injury, CoQi will not be responsible for any of this.

Note that when you use the products, services, applications, etc. provided by a third party through CoQi (referred to as "third-party content"), you need to comply with the relevant policies, regulations and agreements of the third party.

THE GLASSES LIMITED WARRANTY

User Information

User Name:
Address:
Email:
Phone number(Including area code):

Product Information

S/N:
Place of Purchase:
Date of Purchase:

Manufacturer：justheng Technology Co., LtD
Brand: CoQi 叩奇
Telephones：177 4857 6133
Email：customerservice@erstory.cn

WARRANTY DESCRIPTION

- Returns and exchanges of products can only be made at the point of purchase;
- Under normal use, quality problems not caused by human error during the warranty period can be repaired free of charge;
- Please keep this warranty card in a safe place and do not deface or tamper with it.

Outside Warranty Description

- Exceeding the duration of the warranty period;
- Damage caused by human factors, such as physical damage or fluid intake;
- Private dismantling or brushing without authorised personnel of CoQi;
- Damage caused by irresistible factors;
- Resale of your product;
- Using the product in violation of any law or your agreement with us;
- Other malfunctions and damages that are not caused by the product itself, manufacturing, quality or other problems;
- Please refer to the after-sales warranty policy for other out-of-warranty terms;

FCC Warnning:

This equipment has been tested and found to comply with the limits for a Class B digital device, pursuant to part 15 of the FCC Rules. These limits are designed to provide reasonable protection againstharmful interference in a residential installation. This equipment generates, uses and can radiateradio frequency energy and, if not installed and used in accordance with the instructions, maycause harmful interference to radio communications. However, there is no guarantee thatinterference will not occur in a particular installation. If this equipment does cause harmfulinterference to radio or television reception, which can be determined by turning the equipmentoff and on, the user is encouraged to try to correct the interference by one or more of thefollowing measures:

- Reorient or relocate the receiving antenna.
- Increase the separation between the equipment and receiver.
- Connect the equipment into an outlet on a circuit different from that to which the receiver is connected.
- Consult the dealer or an experienced radio/TV technician for help.

Caution: Any changes or modifications to this device not explicitly approved by manufacturer could void your authority to operate this equipment.

This device complies with part 15 of the FCC Rules. Operation is subject to the following two conditions:

(1)This device may not cause harmful interference, and (2) this device must accept any interference received, including interference that may cause undesired operation.

This equipment complies with FCC radiation exposure limits set forth for an uncontrolled environment. This equipment should be installed and operated with minimum distance 0cm between the radiator and your body.