Appendix Test Data

Report No.:	1812C50211712502	Test Sample No.:	1-2-2
Start Test Date:	2025-05-13	Finish Test Date:	2025-07-15
Test Engineer:	Alex Peng	Auditor:	Justin Feng
Temperature:	25.1℃	Relative Humidity:	51%
Pressure:	101kPa		

Appendix A: 6dB Bandwidth

Test Result

Test Mode	Antenna	Frequency[MHz]	6dB BW [MHz]	FL[MHz]	FH[MHz]	Limit[MHz]	Verdict
11B	Ant1	2412	10.160	2406.920	2417.080	0.5	PASS
11B	Ant1	2437	9.200	2432.480	2441.680	0.5	PASS
11B	Ant1	2462	9.760	2456.920	2466.680	0.5	PASS
11G	Ant1	2412	16.280	2403.880	2420.160	0.5	PASS
11G	Ant1	2437	15.160	2429.640	2444.800	0.5	PASS
11G	Ant1	2462	16.200	2453.840	2470.040	0.5	PASS
11N20SISO	Ant1	2412	17.440	2403.240	2420.680	0.5	PASS
11N20SISO	Ant1	2437	16.320	2429.280	2445.600	0.5	PASS
11N20SISO	Ant1	2462	17.680	2453.080	2470.760	0.5	PASS

Test Graphs

11B-Ant1-2412-PASS

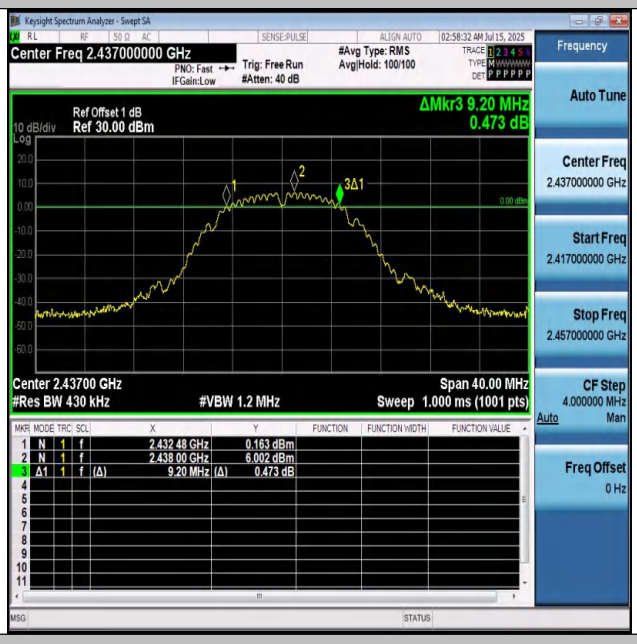

11B-Ant1-2437-PASS

11B-Ant1-2462-PASS

11G-Ant1-2412-PASS

11G-Ant1-2437-PASS

11G-Ant1-2462-PASS

11N20SISO-Ant1-2412-PASS

11N20SISO-Ant1-2437-PASS

11N20SISO-Ant1-2462-PASS

Appendix B: 99% Occupied Bandwidth

Test Result

Test Mode	Antenna	Channel Frequency[MHz]	OCB [MHz]	FL[MHz]	FH[MHz]	Limit[MHz]	Verdict
11B	Ant1	2412	12.667	2405.6254	2418.2924	---	---
11B	Ant1	2437	12.238	2431.1027	2443.3407	---	---
11B	Ant1	2462	12.651	2455.5703	2468.2213	---	---
11G	Ant1	2412	17.052	2403.4242	2420.4762	---	---
11G	Ant1	2437	16.577	2428.8223	2445.3993	---	---
11G	Ant1	2462	17.044	2453.4305	2470.4745	---	---
11N20SISO	Ant1	2412	17.894	2403.0626	2420.9566	---	---
11N20SISO	Ant1	2437	17.567	2428.3009	2445.8679	---	---
11N20SISO	Ant1	2462	17.907	2452.9674	2470.8744	---	---

Test Graphs

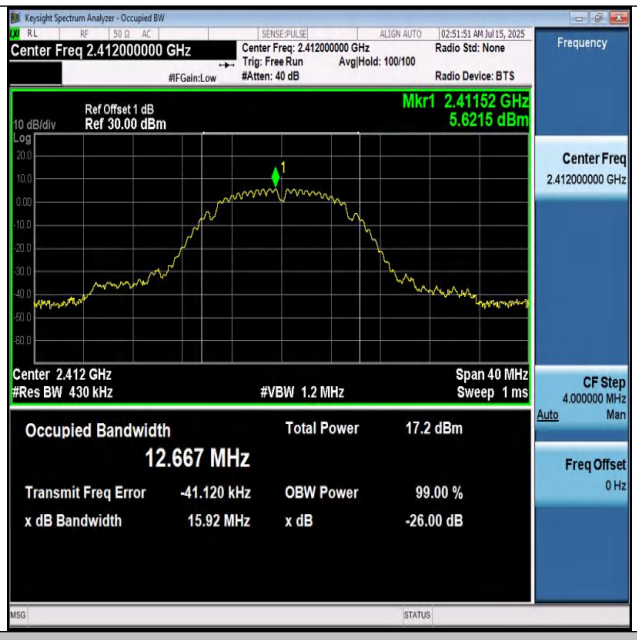

11B-Ant1-2412

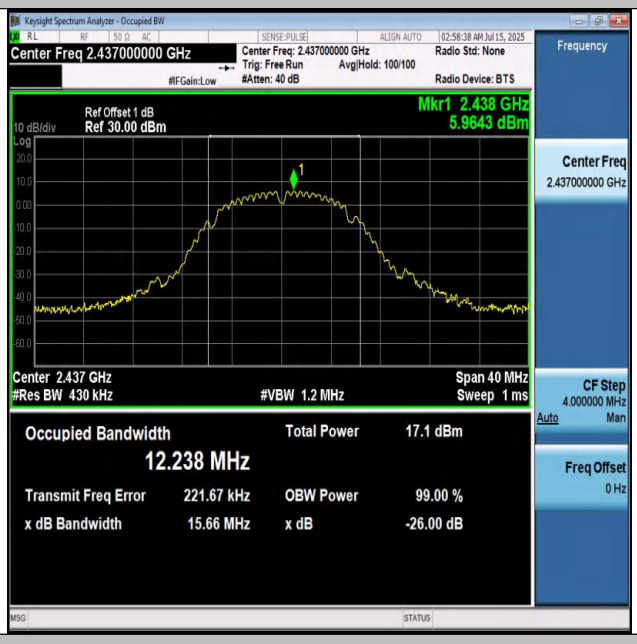

11B-Ant1-2437

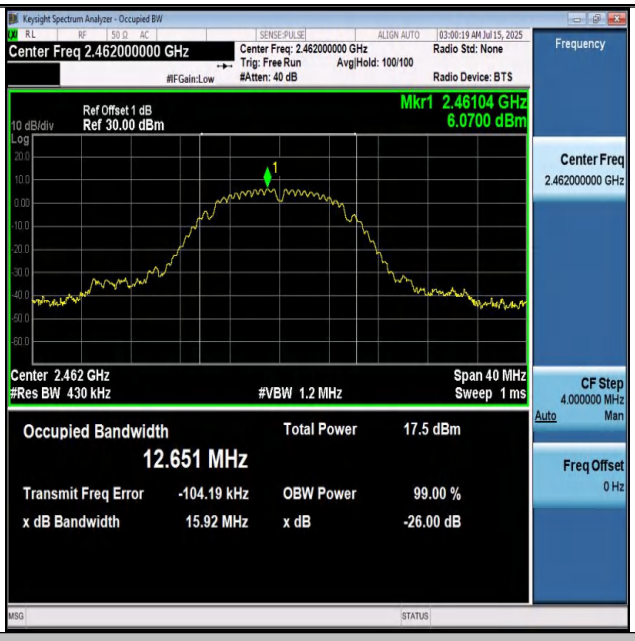

11B-Ant1-2462

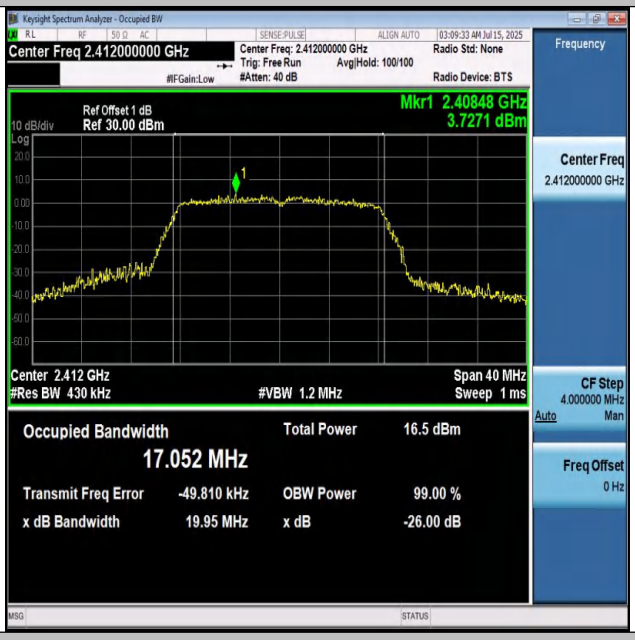

11G-Ant1-2412

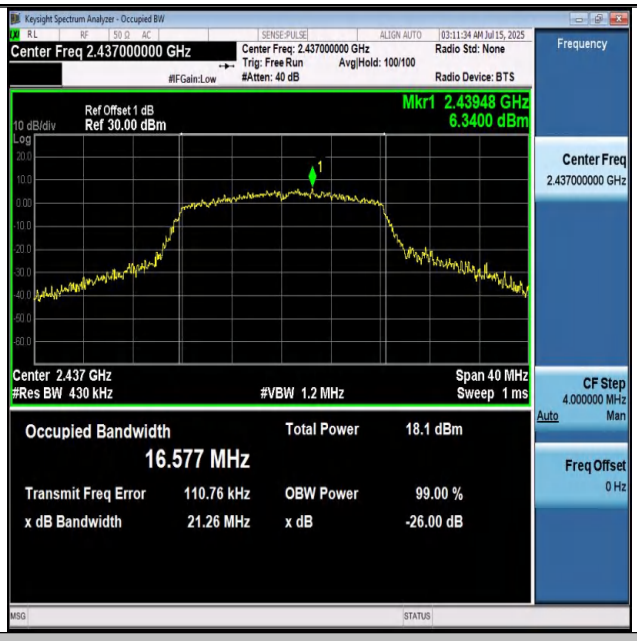

11G-Ant1-2437

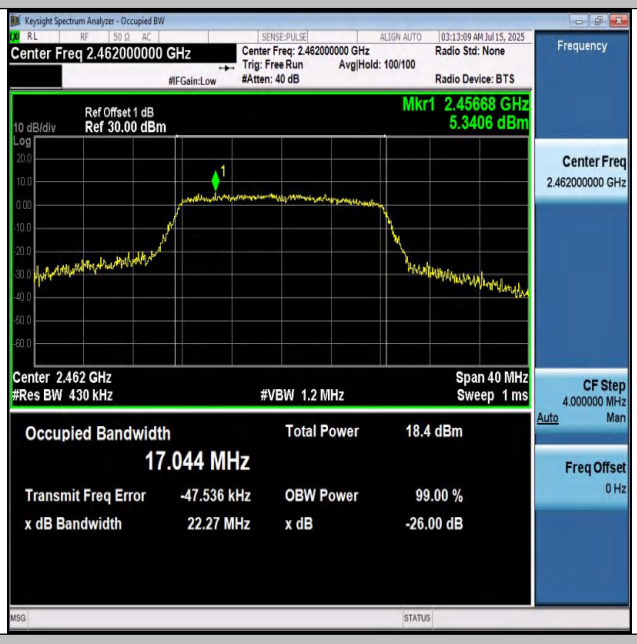

11G-Ant1-2462

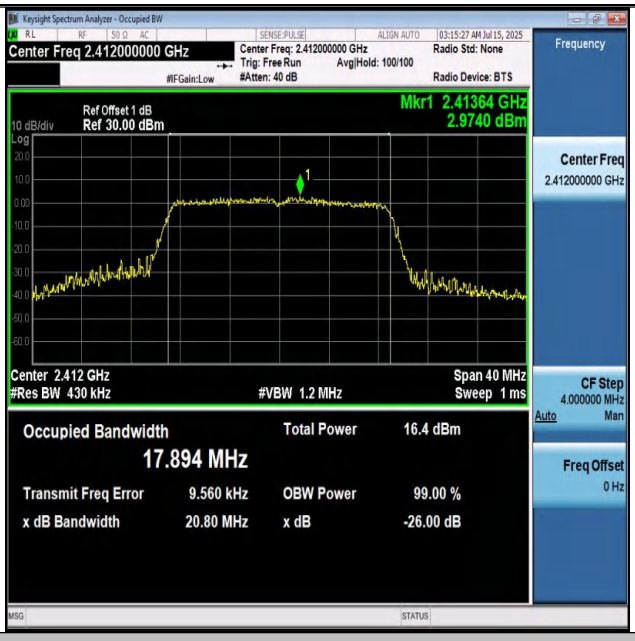

11N20SISO-Ant1-2412

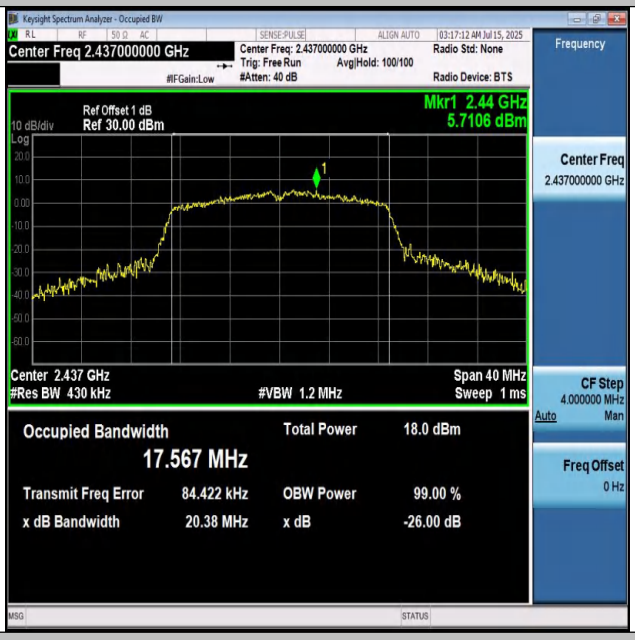

11N20SISO-Ant1-2437

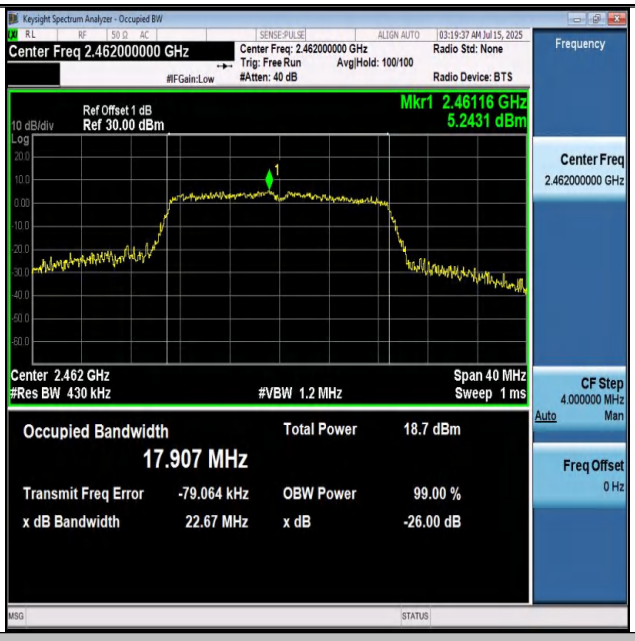

11N20SISO-Ant1-2462

Appendix C: Maximum conducted output power

Test Result Average

Test Mode	Antenna	Frequency [MHz]	Average power [dBm]	Duty Cycle [%]	DC Factor [dB]	Result [dBm]	Limit [dBm]	Verdict
11B	Ant1	2412	14.21	100.00	0.00	14.21	≤30.00	PASS
11B	Ant1	2437	14.20	100.00	0.00	14.20	≤30.00	PASS
11B	Ant1	2462	14.60	100.00	0.00	14.60	≤30.00	PASS
11G	Ant1	2412	10.34	100.00	0.00	10.34	≤30.00	PASS
11G	Ant1	2437	11.93	100.00	0.00	11.93	≤30.00	PASS
11G	Ant1	2462	12.60	100.00	0.00	12.60	≤30.00	PASS
11N20SISO	Ant1	2412	10.37	100.00	0.00	10.37	≤30.00	PASS
11N20SISO	Ant1	2437	11.91	100.00	0.00	11.91	≤30.00	PASS
11N20SISO	Ant1	2462	12.75	100.00	0.00	12.75	≤30.00	PASS

Note: The Duty Cycle Factor(10*log(1/D)) and cable loss are compensated in the graph.

Test Graphs Average

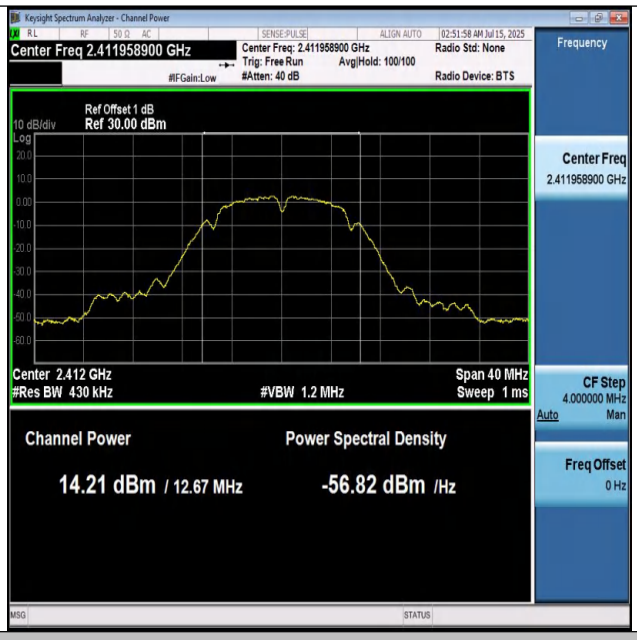

11B-Ant1-2412-PASS

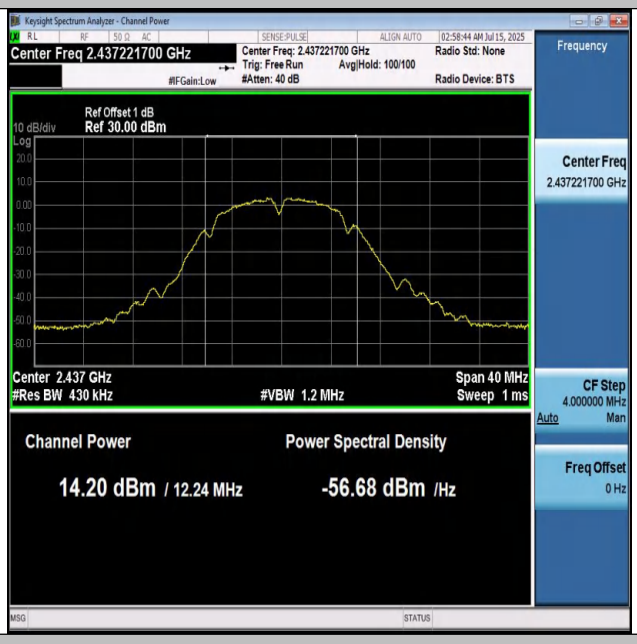

11B-Ant1-2437-PASS

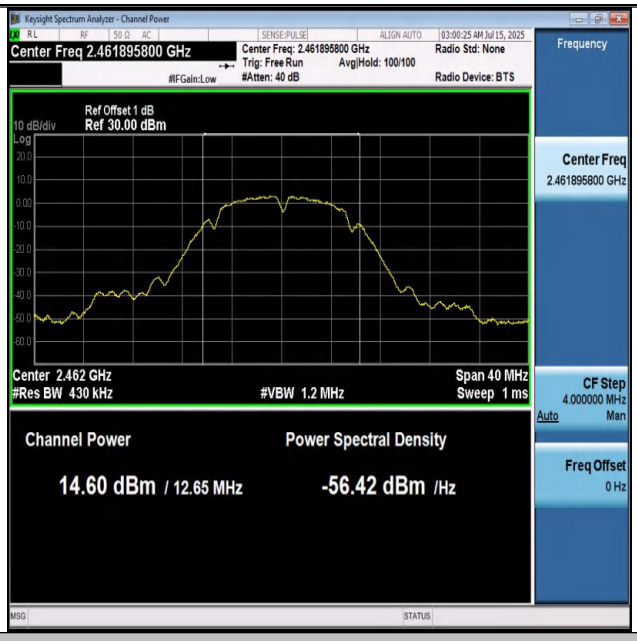

11B-Ant1-2462-PASS

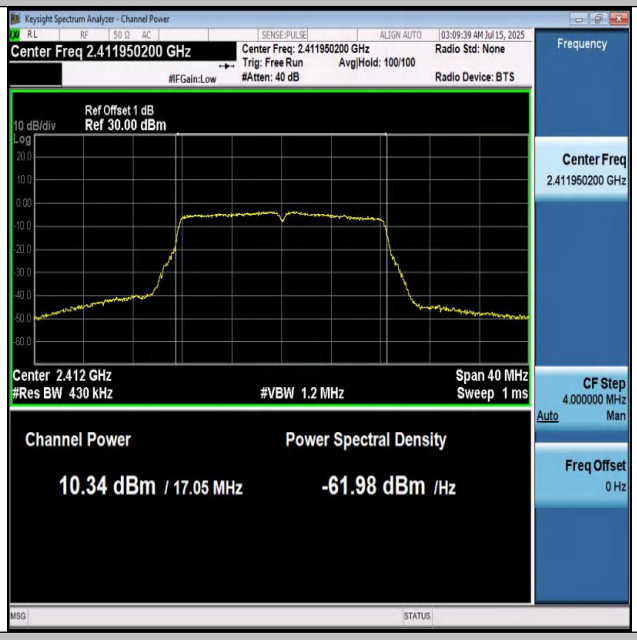

11G-Ant1-2412-PASS

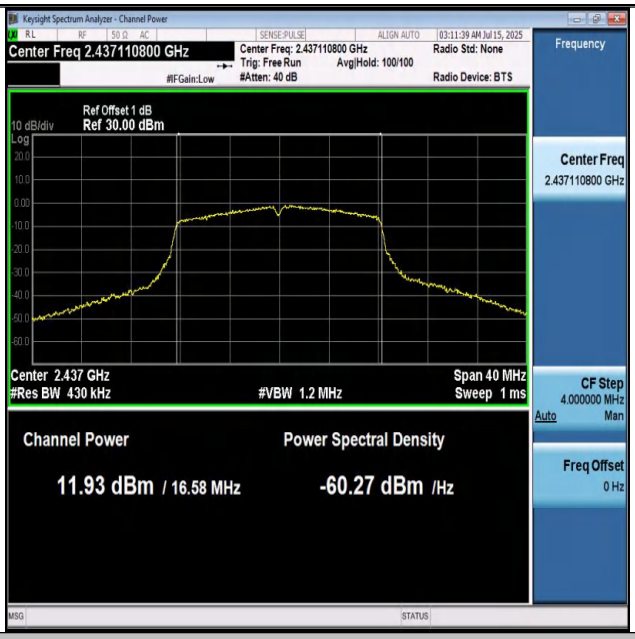

11G-Ant1-2437-PASS

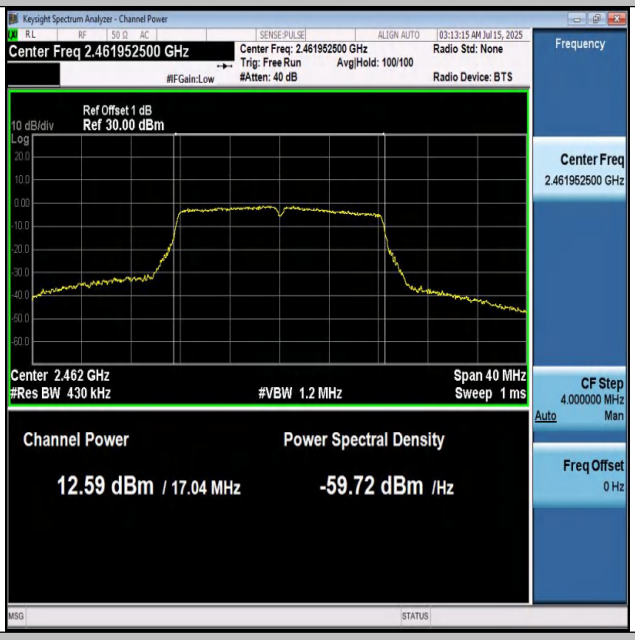

11G-Ant1-2462-PASS

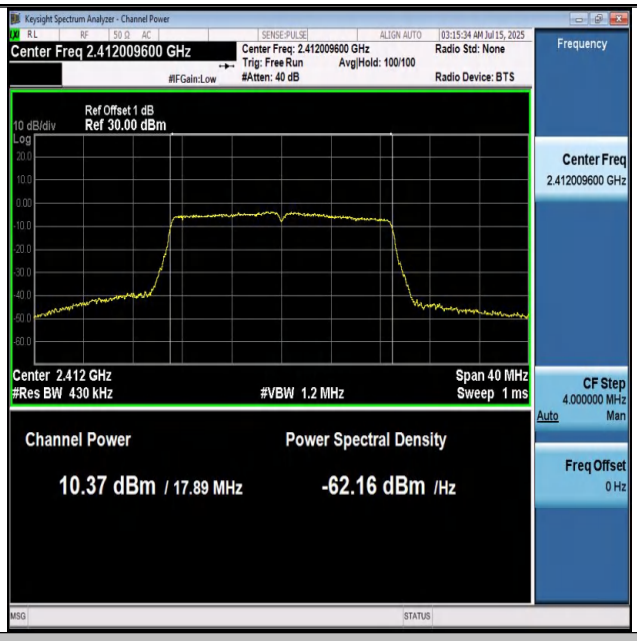

11N20SISO-Ant1-2412-PASS

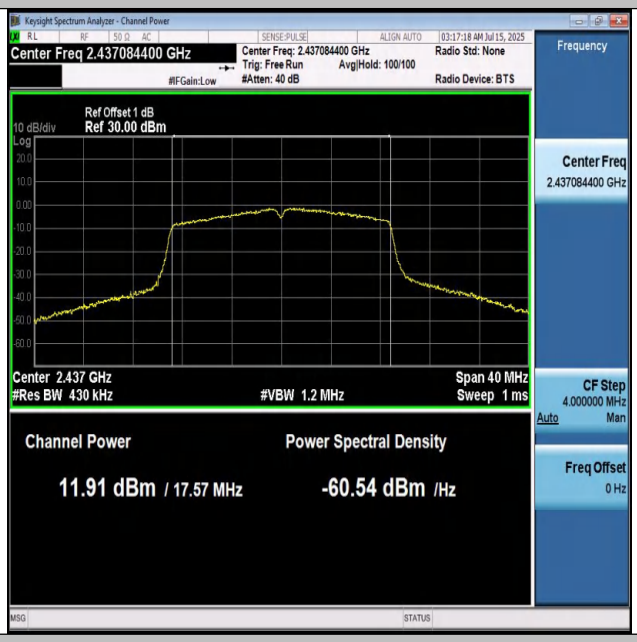

11N20SISO-Ant1-2437-PASS

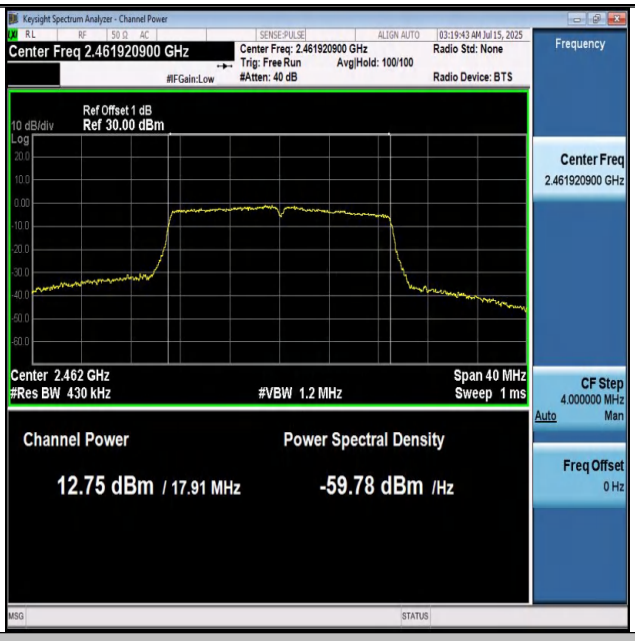

11N20SISO-Ant1-2462-PASS

Appendix D: Maximum power spectral density

Test Result

Test Mode	Antenna	Frequency [MHz]	Result[dBm/30kHz]	Result[dBm/3kHz]	Limit[dBm/3kHz]	Verdict
11B	Ant1	2412	-7.77	-17.77	≤8.00	PASS
11B	Ant1	2437	-7.03	-17.03	≤8.00	PASS
11B	Ant1	2462	-7.42	-17.42	≤8.00	PASS
11G	Ant1	2412	-13.50	-23.5	≤8.00	PASS
11G	Ant1	2437	-10.79	-20.79	≤8.00	PASS
11G	Ant1	2462	-10.59	-20.59	≤8.00	PASS
11N20SISO	Ant1	2412	-13.42	-23.42	≤8.00	PASS
11N20SISO	Ant1	2437	-10.62	-20.62	≤8.00	PASS
11N20SISO	Ant1	2462	-10.66	-20.66	≤8.00	PASS

Note:

1. The Duty Cycle Factor(10*log(1/D)) and cable loss are compensated in the graph.
2. PSD(dBm/3kHz)= PSD(dBm/30kHz)- (10*log(30/3))

Test Graphs

11B-Ant1-2412-PASS

11B-Ant1-2437-PASS

11B-Ant1-2462-PASS

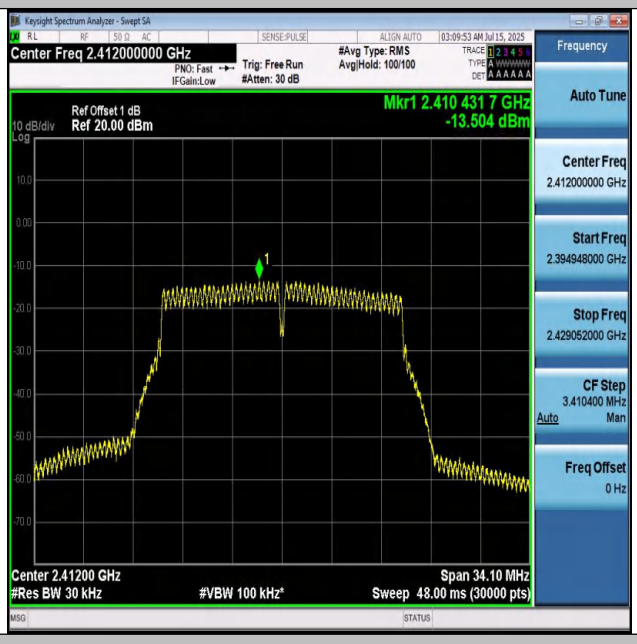

11G-Ant1-2412-PASS

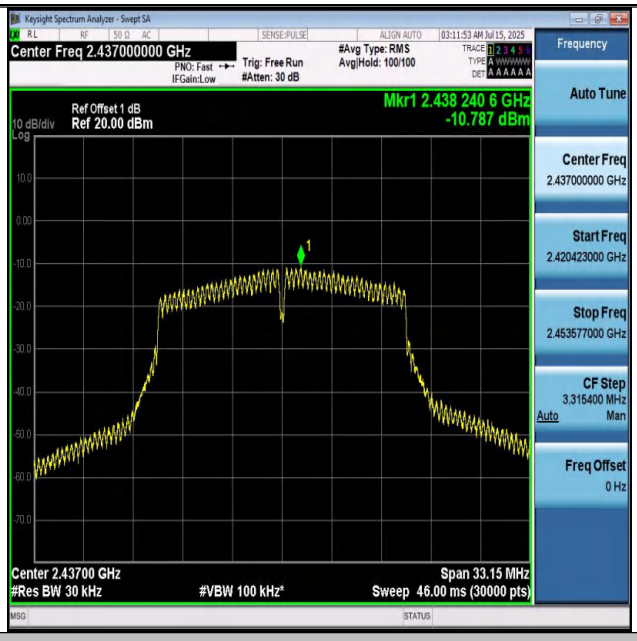

11G-Ant1-2437-PASS

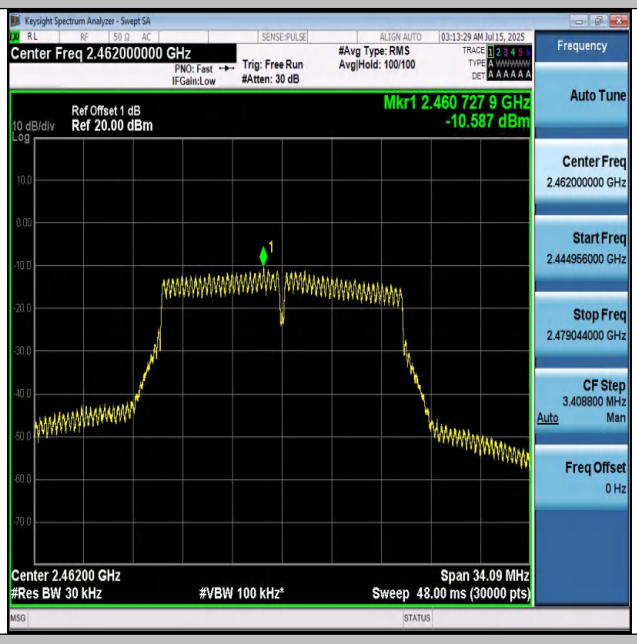

11G-Ant1-2462-PASS

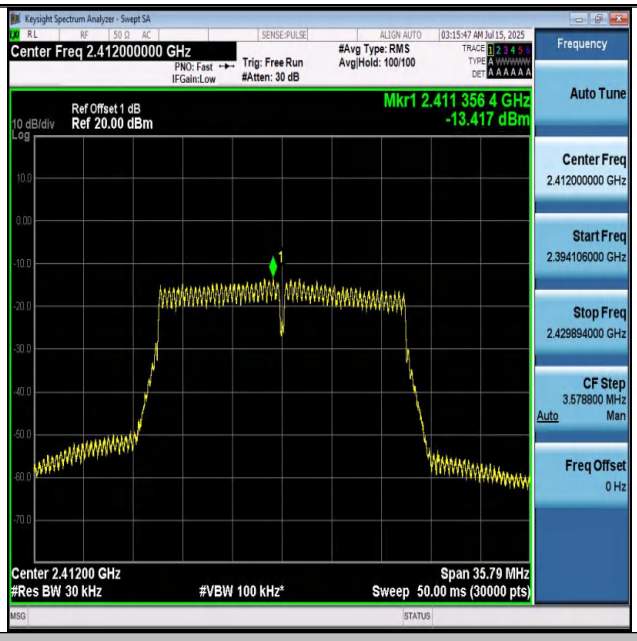

11N20SISO-Ant1-2412-PASS

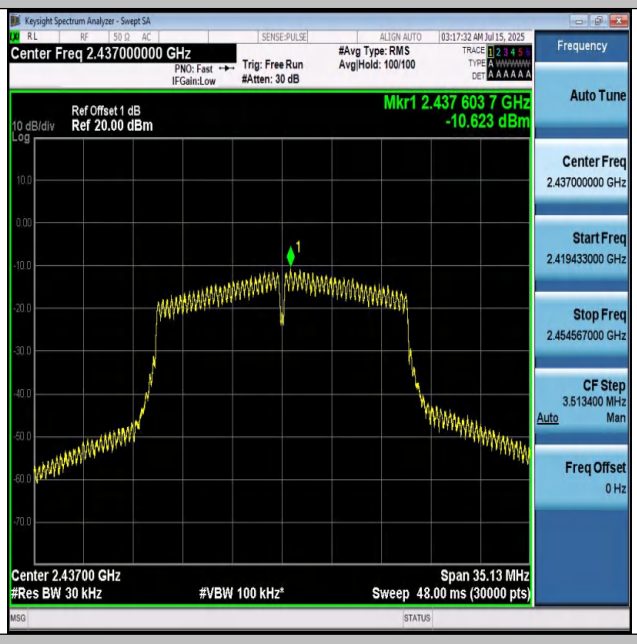

11N20SISO-Ant1-2437-PASS

11N20SISO-Ant1-2462-PASS

Appendix E: Conducted Band edge

Test Result

Test Mode	Antenna	Ch. Name	Frequency[MHz]	Ref. Level[dBm]	Result[dBm]	Limit[dBm]	Verdict
11B	Ant1	Low	2412	4.70	-36.9	≤-25.31	PASS
11B	Ant1	High	2462	5.85	-46.53	≤-24.15	PASS
11G	Ant1	Low	2412	-0.69	-34.51	≤-30.69	PASS
11G	Ant1	High	2462	1.45	-40.11	≤-28.55	PASS
11N20SISO	Ant1	Low	2412	0.22	-33.97	≤-29.78	PASS
11N20SISO	Ant1	High	2462	1.59	-41.3	≤-28.41	PASS

Remark:Regarding the spurious emissions from 30MHz to 26.5GHz, the cable lose have been set in the 'offset' of the Spectrum Analyzer during the test.

Test Graphs

11B-Ant1-2412-PASS

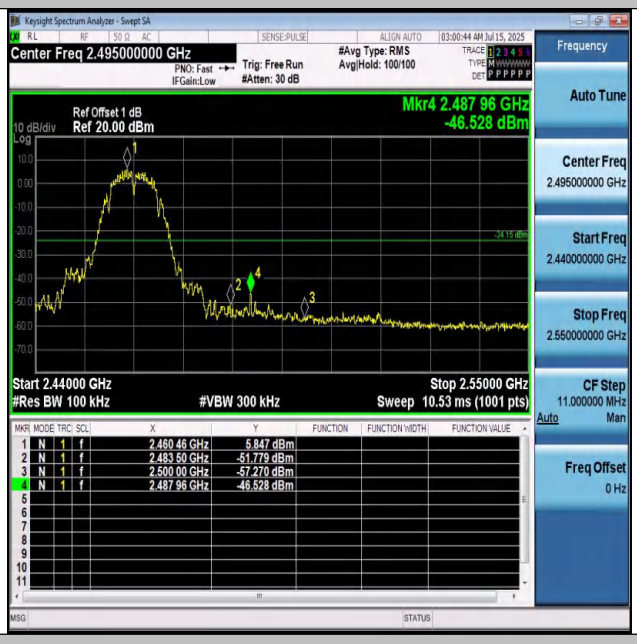

11B-Ant1-2462-PASS

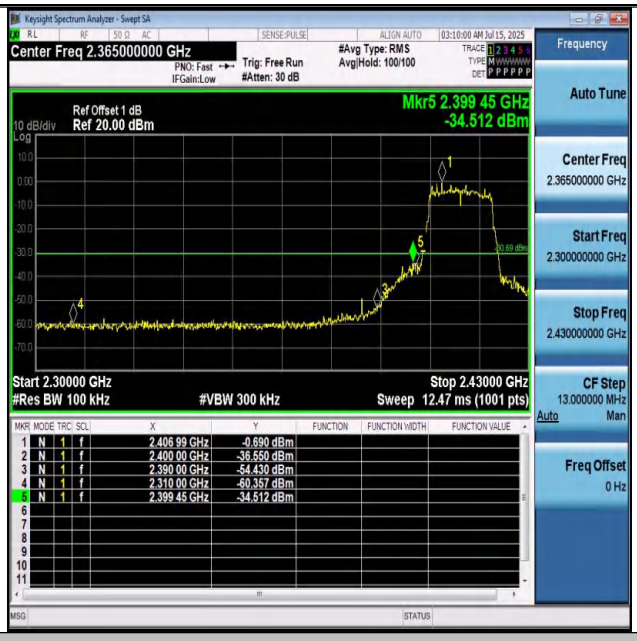

11G-Ant1-2412-PASS

11G-Ant1-2462-PASS

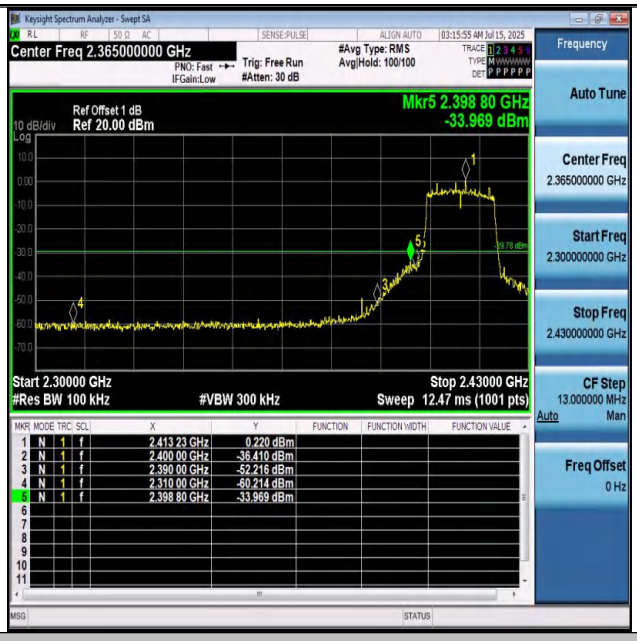

11N20SISO-Ant1-2412-PASS

11N20SISO-Ant1-2462-PASS

Appendix F: Conducted Spurious Emission

Test Result

Test Mode	Antenna	Frequency [MHz]	Freq. Range [Mhz]	Ref. Level [dBm]	Result [dBm]	Limit [dBm]	Verdict
11B	Ant1	2412	0~Reference	4.66	4.66	---	PASS
11B	Ant1	2412	30~1000	4.66	-69.03	≤-25.34	PASS
11B	Ant1	2412	1000~26500	4.66	-43.95	≤-25.34	PASS
11B	Ant1	2437	0~Reference	5.71	5.71	---	PASS
11B	Ant1	2437	30~1000	5.71	-68.99	≤-24.29	PASS
11B	Ant1	2437	1000~26500	5.71	-46.82	≤-24.29	PASS
11B	Ant1	2462	0~Reference	5.44	5.44	---	PASS
11B	Ant1	2462	30~1000	5.44	-69.37	≤-24.56	PASS
11B	Ant1	2462	1000~26500	5.44	-44.13	≤-24.56	PASS
11G	Ant1	2412	0~Reference	-0.27	-0.27	---	PASS
11G	Ant1	2412	30~1000	-0.27	-52.32	≤-30.27	PASS
11G	Ant1	2412	1000~26500	-0.27	-53.55	≤-30.27	PASS
11G	Ant1	2437	0~Reference	2.52	2.52	---	PASS
11G	Ant1	2437	30~1000	2.52	-46.58	≤-27.48	PASS
11G	Ant1	2437	1000~26500	2.52	-52.5	≤-27.48	PASS
11G	Ant1	2462	0~Reference	2.51	2.51	---	PASS
11G	Ant1	2462	30~1000	2.51	-64.17	≤-27.49	PASS
11G	Ant1	2462	1000~26500	2.51	-52.27	≤-27.49	PASS
11N20SISO	Ant1	2412	0~Reference	-0.41	-0.41	---	PASS
11N20SISO	Ant1	2412	30~1000	-0.41	-48.55	≤-30.41	PASS
11N20SISO	Ant1	2412	1000~26500	-0.41	-53.21	≤-30.41	PASS
11N20SISO	Ant1	2437	0~Reference	0.32	0.32	---	PASS
11N20SISO	Ant1	2437	30~1000	0.32	-68.93	≤-29.68	PASS
11N20SISO	Ant1	2437	1000~26500	0.32	-52.65	≤-29.68	PASS
11N20SISO	Ant1	2462	0~Reference	1.95	1.95	---	PASS
11N20SISO	Ant1	2462	30~1000	1.95	-69.05	≤-28.05	PASS
11N20SISO	Ant1	2462	1000~26500	1.95	-50.34	≤-28.05	PASS

Remark:Regarding the spurious emissions from 30MHz to 26.5GHz, the cable lose and attenuator factors have been set in the 'Input Correction' of the Spectrum Analyzer during the test.

Test Graphs

11B-Ant1-2412-0~Reference-PASS

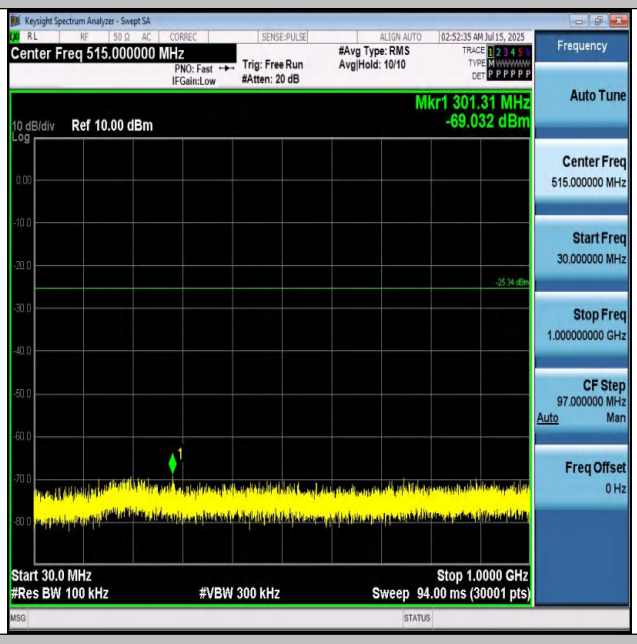

11B-Ant1-2412-30~1000-PASS

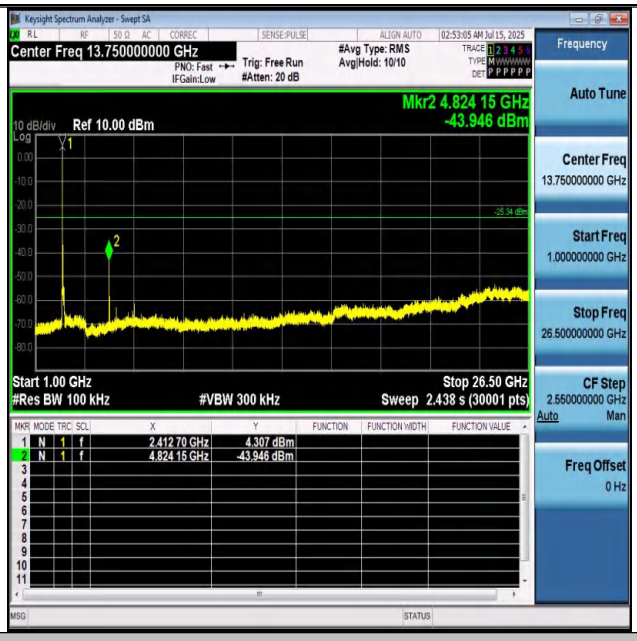

11B-Ant1-2412-1000~26500-PASS

11B-Ant1-2437-0~Reference-PASS

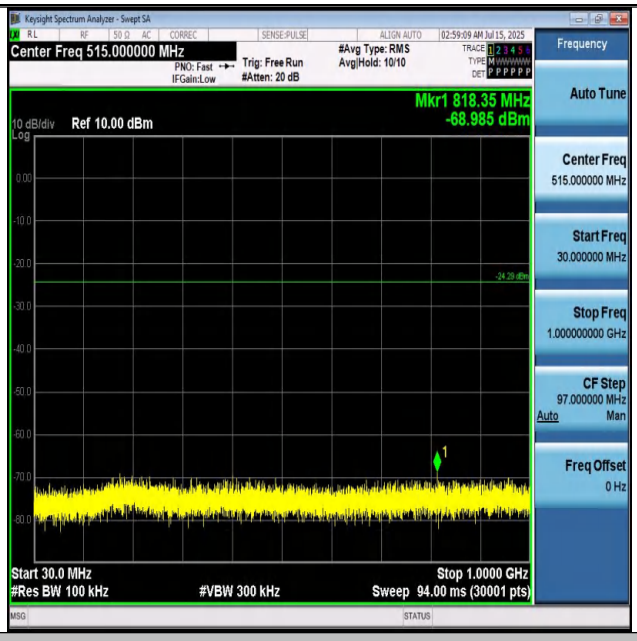

11B-Ant1-2437-30~1000-PASS

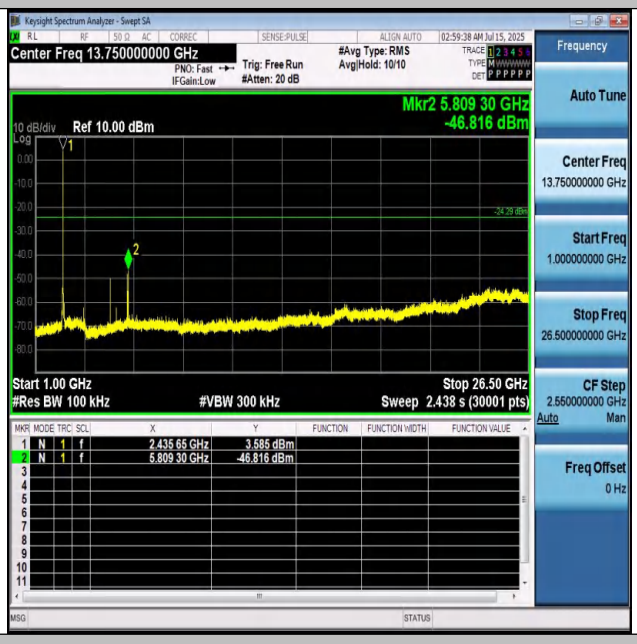

11B-Ant1-2437-1000~26500-PASS

11B-Ant1-2462-0~Reference-PASS

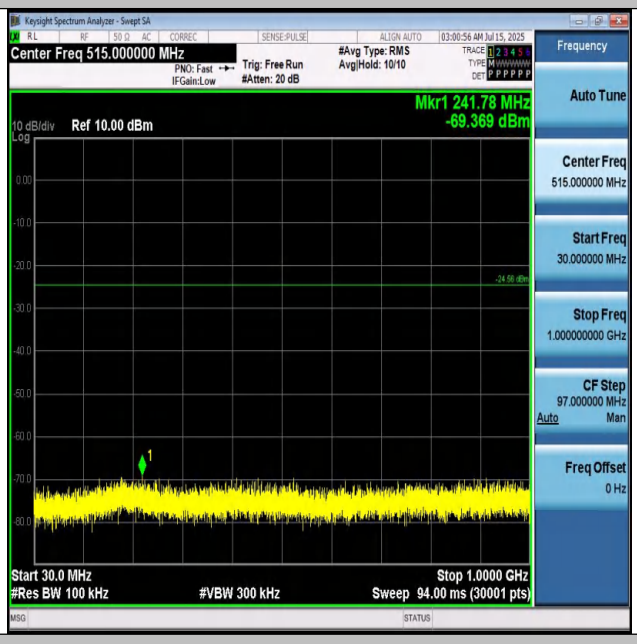

11B-Ant1-2462-30~1000-PASS

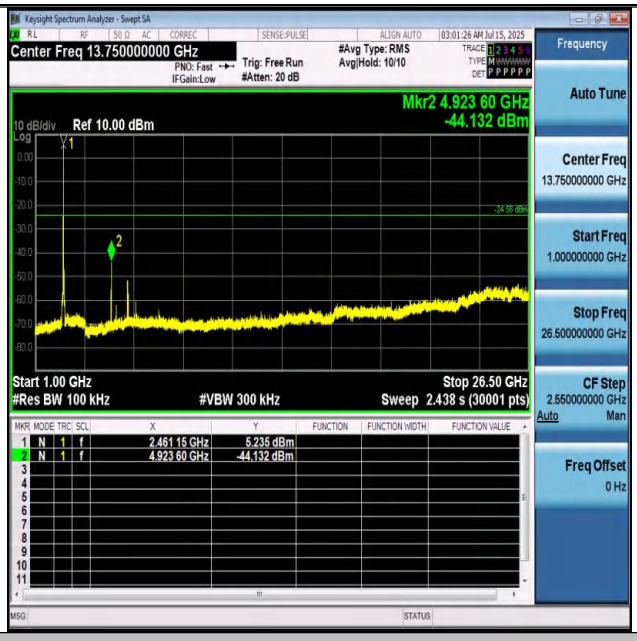

11B-Ant1-2462-1000~26500-PASS

11G-Ant1-2412-0~Reference-PASS

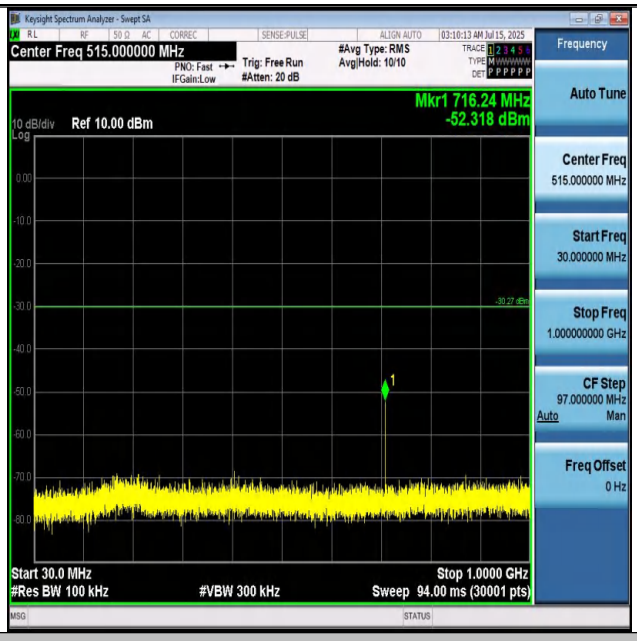

11G-Ant1-2412-30~1000-PASS

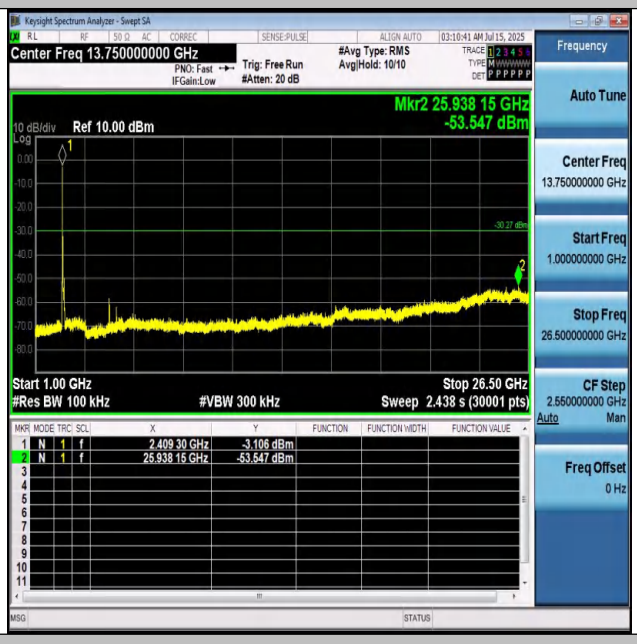

11G-Ant1-2412-1000~26500-PASS

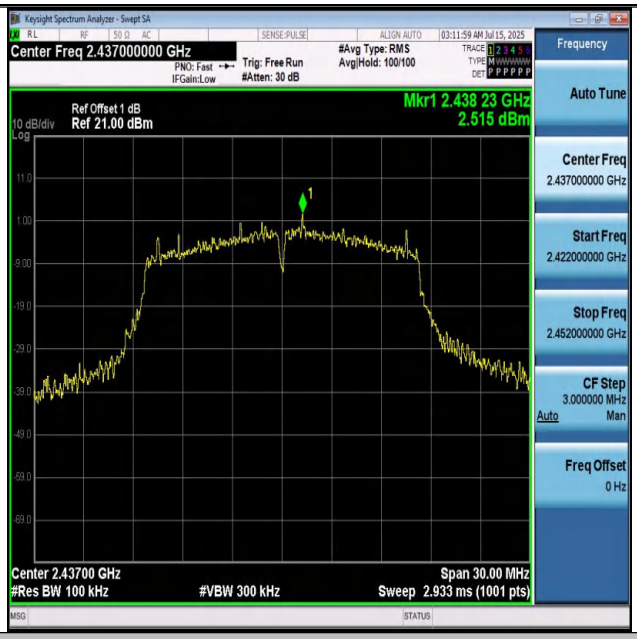

11G-Ant1-2437-0~Reference-PASS

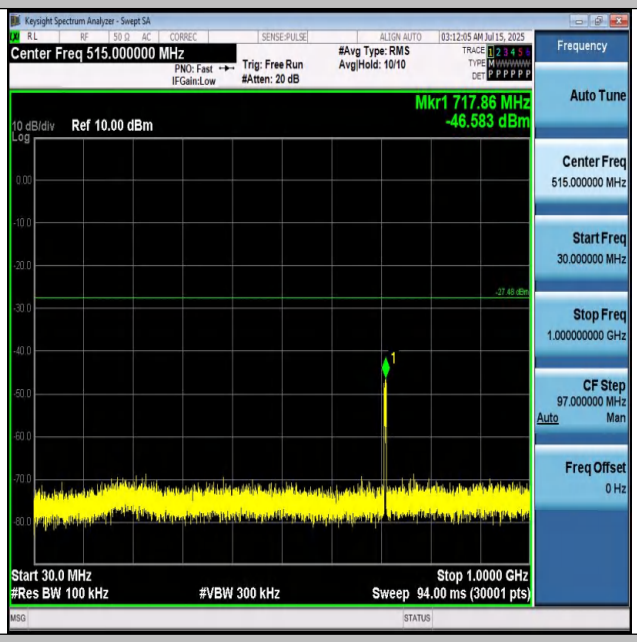

11G-Ant1-2437-30~1000-PASS

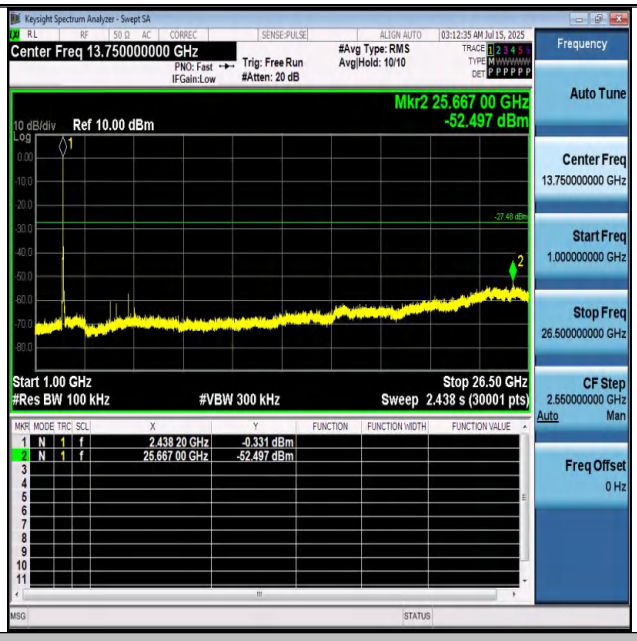

11G-Ant1-2437-1000~26500-PASS

11G-Ant1-2462-0~Reference-PASS

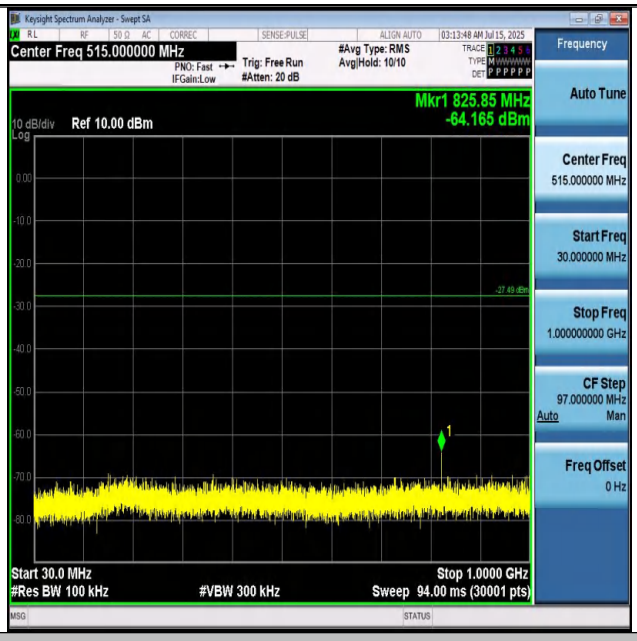

11G-Ant1-2462-30~1000-PASS

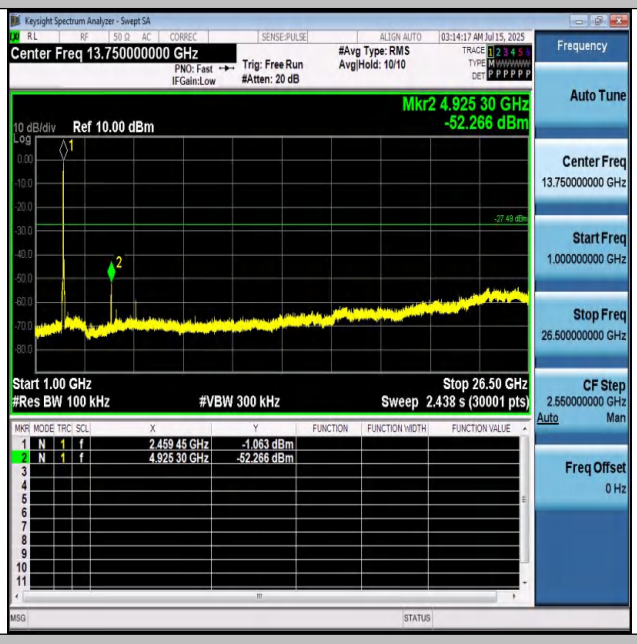

11G-Ant1-2462-1000~26500-PASS

11N20SISO-Ant1-2412-0~Reference-PASS

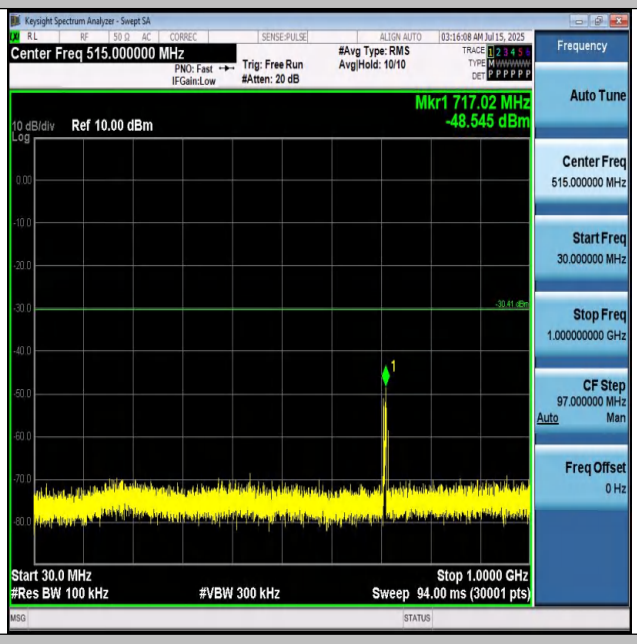

11N20SISO-Ant1-2412-30~1000-PASS

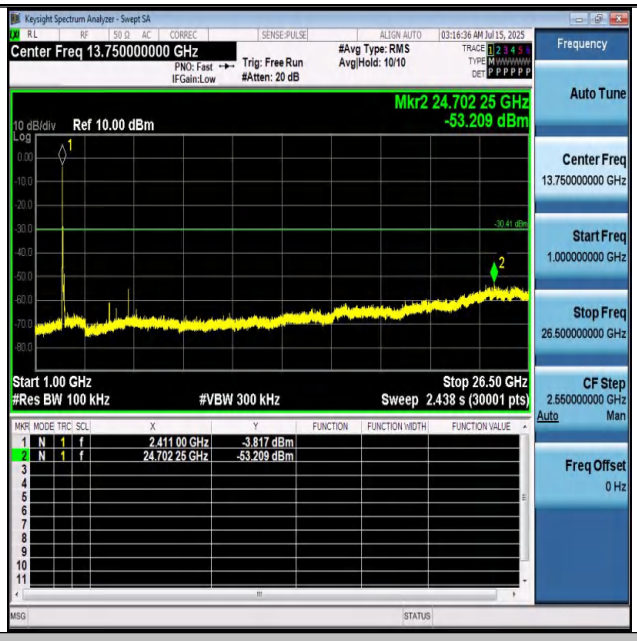

11N20SISO-Ant1-2412-1000~26500-PASS

11N20SISO-Ant1-2437-0~Reference-PASS

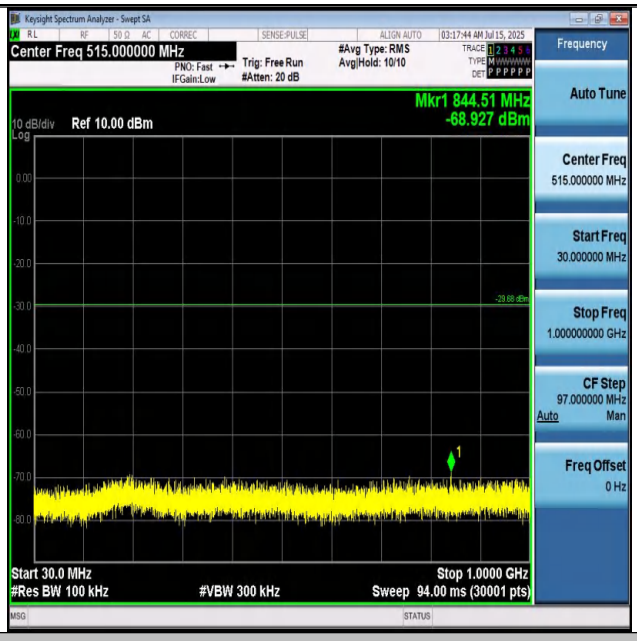

11N20SISO-Ant1-2437-30~1000-PASS

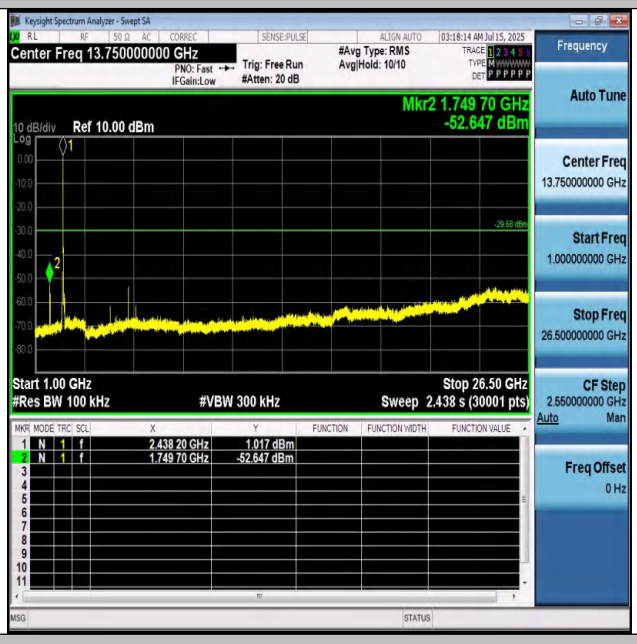

11N20SISO-Ant1-2437-1000~26500-PASS

11N20SISO-Ant1-2462-0~Reference-PASS

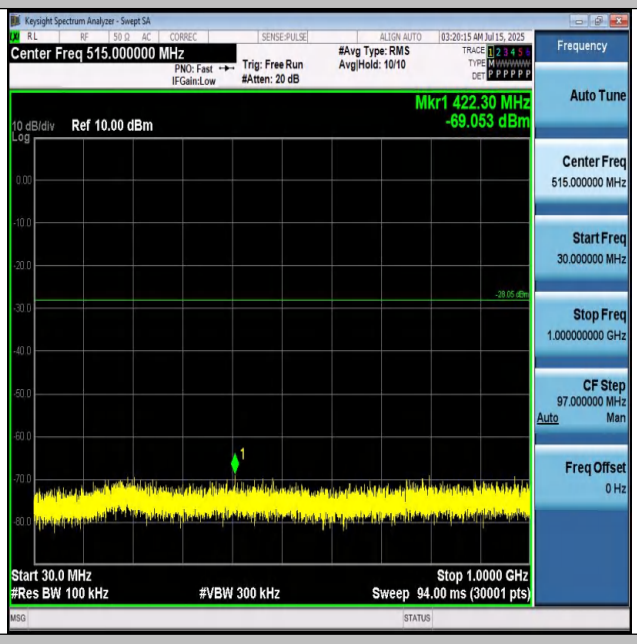

11N20SISO-Ant1-2462-30~1000-PASS

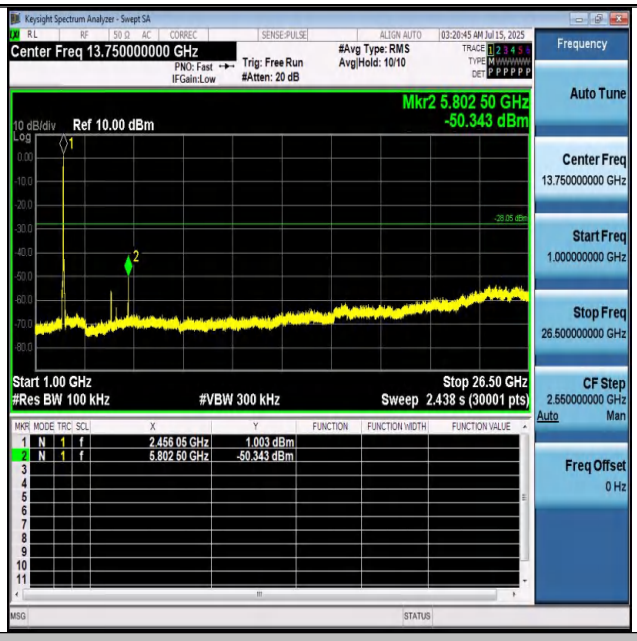

11N20SISO-Ant1-2462-1000~26500-PASS

Appendix G: Duty Cycle

Test Result

Test Mode	Antenna	Frequency [MHz]	Transmission Duration [ms]	Transmission Period [ms]	Duty Cycle [%]	Factor
11B	Ant1	2412	100.00	100.00	100.00	0.00
11B	Ant1	2437	100.00	100.00	100.00	0.00
11B	Ant1	2462	100.00	100.00	100.00	0.00
11G	Ant1	2412	100.00	100.00	100.00	0.00
11G	Ant1	2437	100.00	100.00	100.00	0.00
11G	Ant1	2462	100.00	100.00	100.00	0.00
11N20SISO	Ant1	2412	100.00	100.00	100.00	0.00
11N20SISO	Ant1	2437	100.00	100.00	100.00	0.00
11N20SISO	Ant1	2462	100.00	100.00	100.00	0.00

Test Graphs

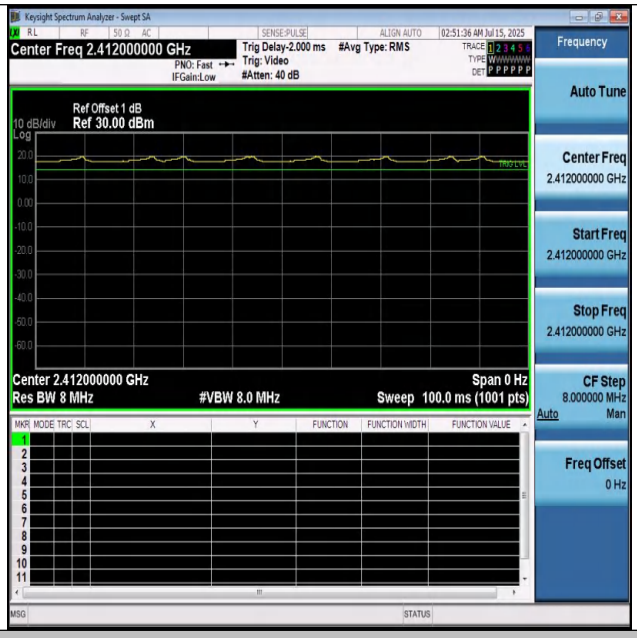

NTNV-11B-Ant1-2412

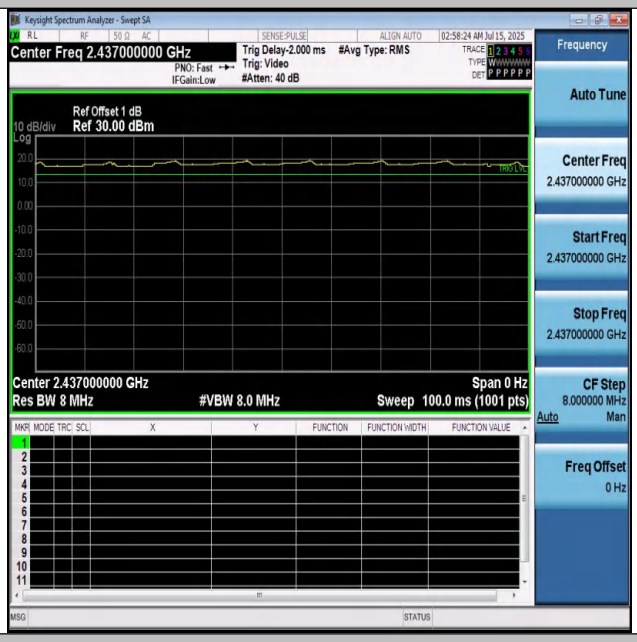

NTNV-11B-Ant1-2437

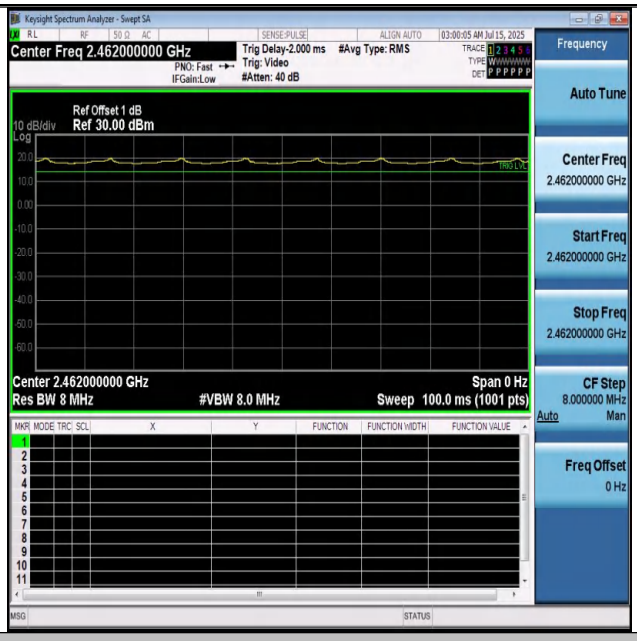

NTNV-11B-Ant1-2462

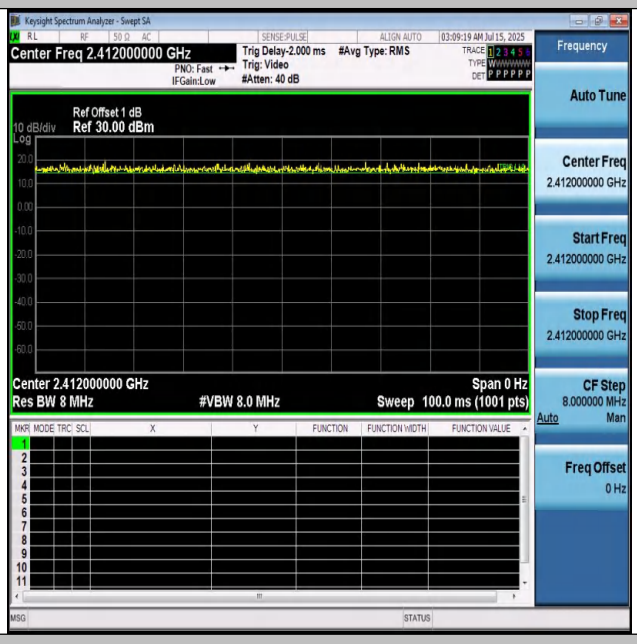

NTNV-11G-Ant1-2412

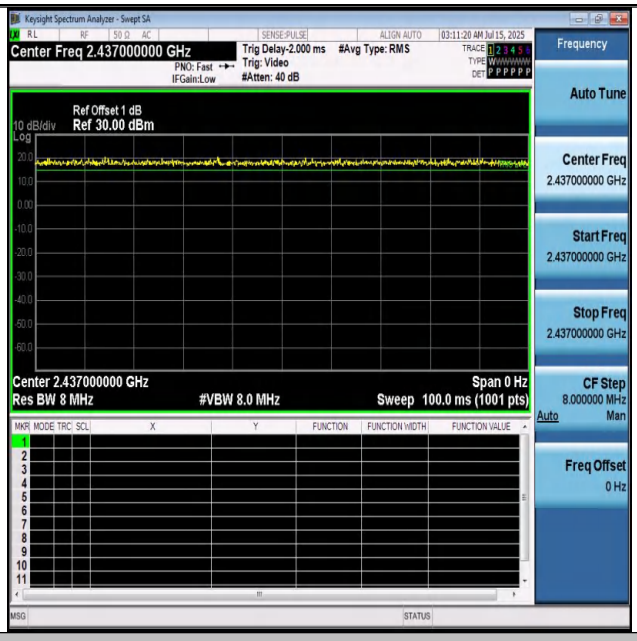

NTNV-11G-Ant1-2437

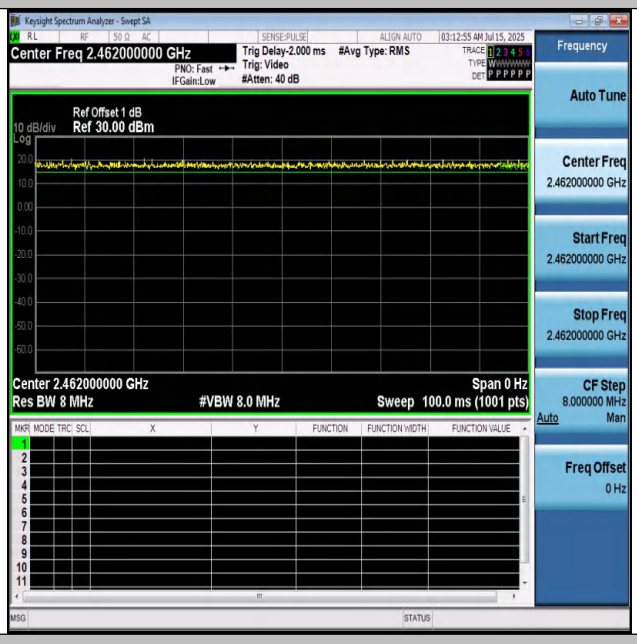

NTNV-11G-Ant1-2462

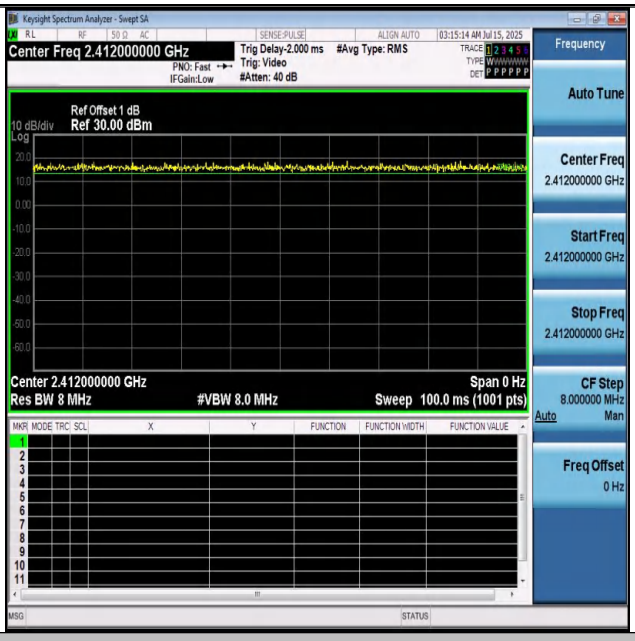

NTNV-11N20SISO-Ant1-2412

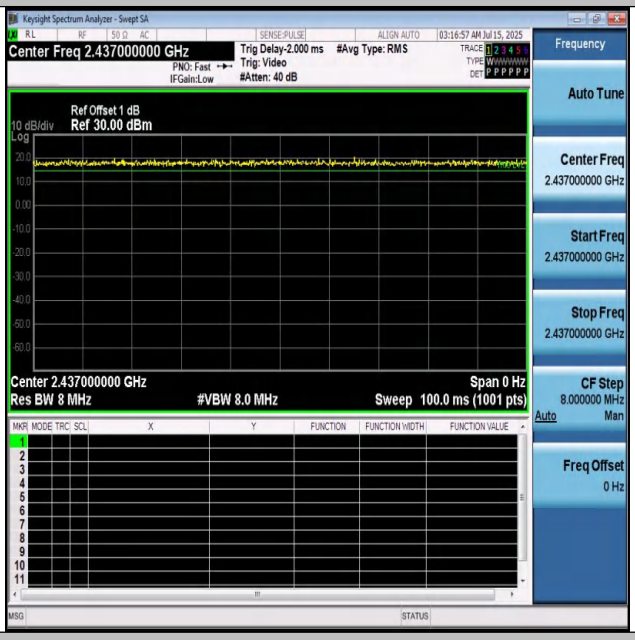

NTNV-11N20SISO-Ant1-2437

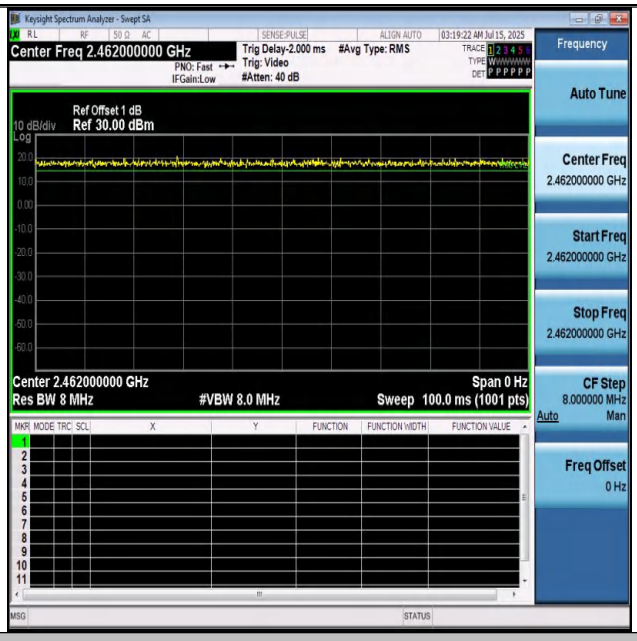

NTNV-11N20SISO-Ant1-2462

---End---