FCC Appendix RF Test Data

FCC ID	**:**	**2BP5X-P156AHBW**
Company:	**:**	**Qu Workshop(Shenzhen) Technology Co., Ltd**
EUT	**:**	**Portable Wireless Display**
Model Number	**:**	**P156AHBW**
Report No.	**:**	**CTA25051000301**
Reviewed By	**:**	**Eric Wang**

Appendix A: DTS Bandwidth

Test Result

TestMode	Antenna	Frequency[MHz]	DTS BW [MHz]	FL[MHz]	FH[MHz]	Limit[MHz]	Verdict
11B	Ant1	2412	10.040	2407.000	2417.040	0.5	PASS
		2437	9.560	2432.480	2442.040	0.5	PASS
		2462	9.560	2457.480	2467.040	0.5	PASS
11G	Ant1	2412	15.920	2403.840	2419.760	0.5	PASS
		2437	15.720	2429.440	2445.160	0.5	PASS
		2462	15.720	2453.840	2469.560	0.5	PASS
11N20SISO	Ant1	2412	16.520	2403.520	2420.040	0.5	PASS
		2437	15.640	2429.440	2445.080	0.5	PASS
		2462	16.160	2453.400	2469.560	0.5	PASS
11N40SISO	Ant1	2422	35.680	2404.240	2439.920	0.5	PASS
		2437	35.120	2419.480	2454.600	0.5	PASS
		2452	30.080	2434.480	2464.560	0.5	PASS

Test Graphs

11B_Ant1_2412

11B_Ant1_2437

11B_Ant1_2462

11G_Ant1_2412

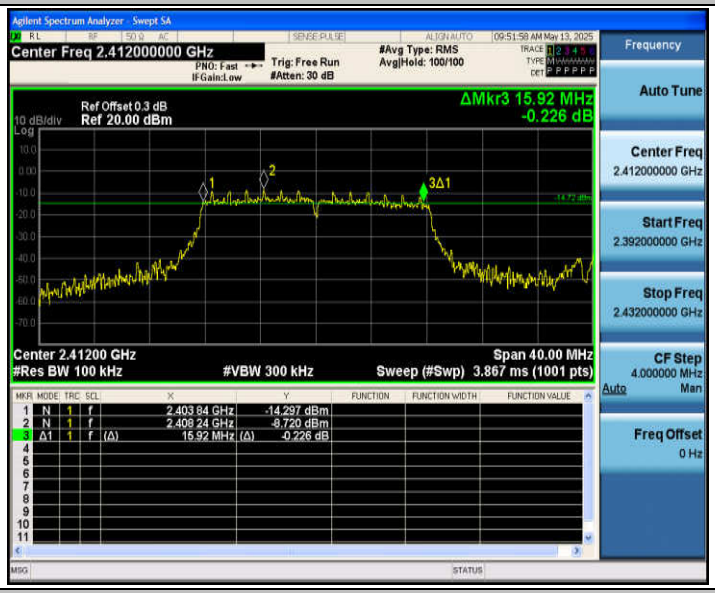

11G_Ant1_2437

11G_Ant1_2462

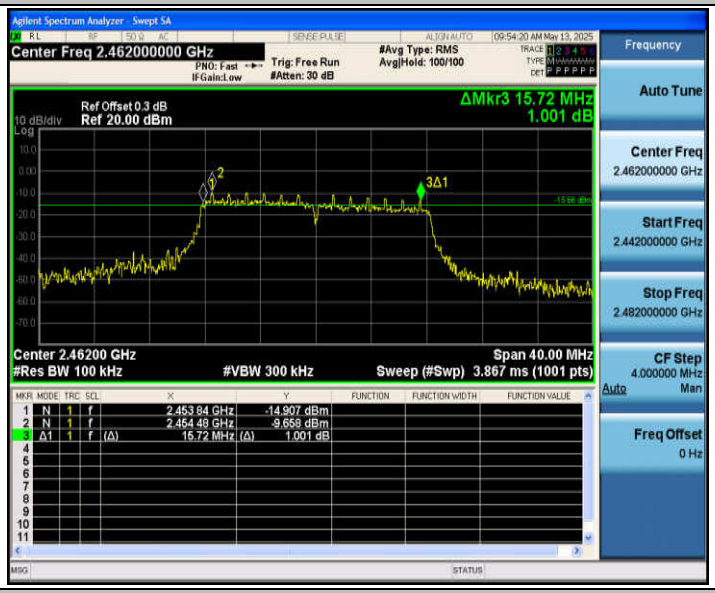

11N20SISO_Ant1_2412

11N20SISO_Ant1_2437

11N20SISO_Ant1_2462

11N40SISO_Ant1_2422

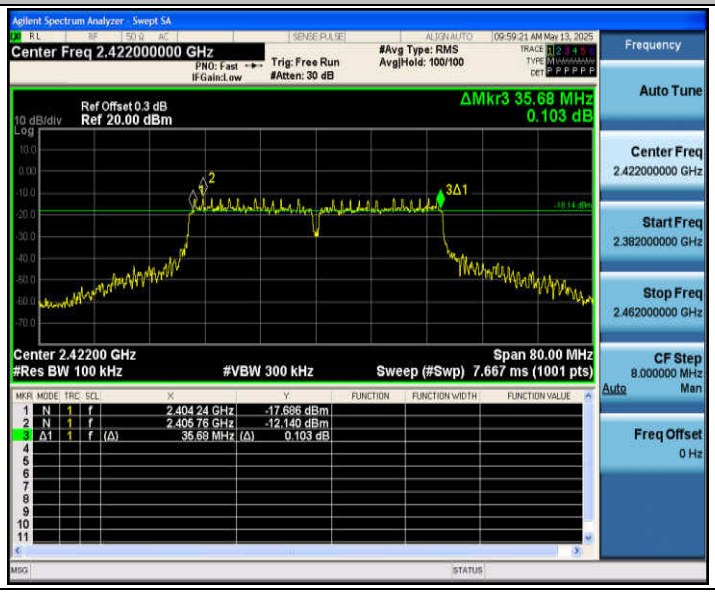

11N40SISO_Ant1_2437
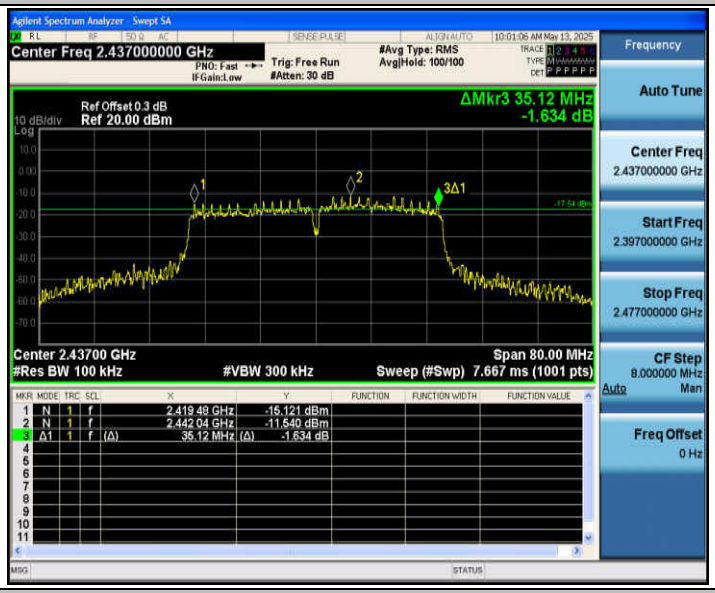

11N40SISO_Ant1_2452
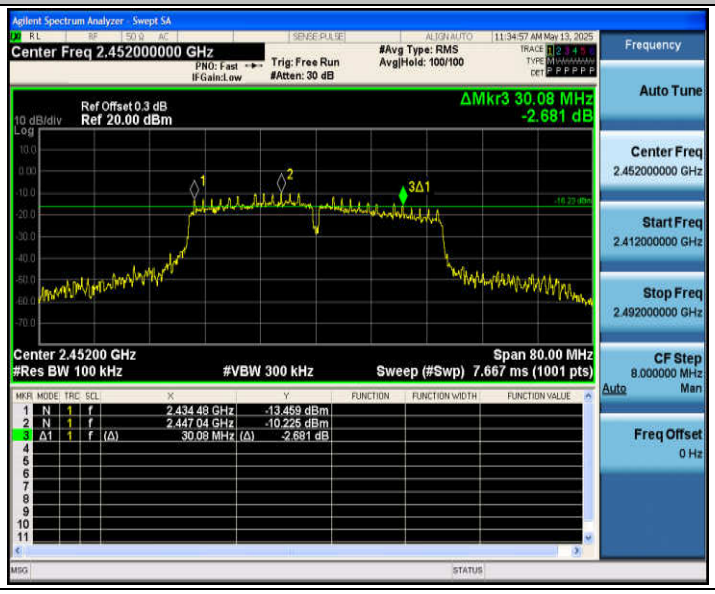

Appendix B: Occupied Channel Bandwidth

Test Result

TestMode	Antenna	Channel Frequency[MHz]	OCB [MHz]	FL[MHz]	FH[MHz]	Limit[MHz]	Verdict
11B	Ant1	2412	11.956	2406.1920	2418.1480	---	---
		2437	11.859	2431.2298	2443.0888	---	---
		2462	12.005	2456.1304	2468.1354	---	---
11G	Ant1	2412	16.607	2403.6867	2420.2937	---	---
		2437	16.660	2428.8171	2445.4771	---	---
		2462	16.744	2453.4964	2470.2404	---	---
11N20SISO	Ant1	2412	17.626	2403.1994	2420.8254	---	---
		2437	17.578	2428.3300	2445.9080	---	---
		2462	17.786	2452.9775	2470.7635	---	---
11N40SISO	Ant1	2422	36.386	2404.0197	2440.4057	---	---
		2437	35.933	2419.1209	2455.0539	---	---
		2452	35.694	2434.0232	2469.7172	---	---

Test Graphs

11B_Ant1_2412

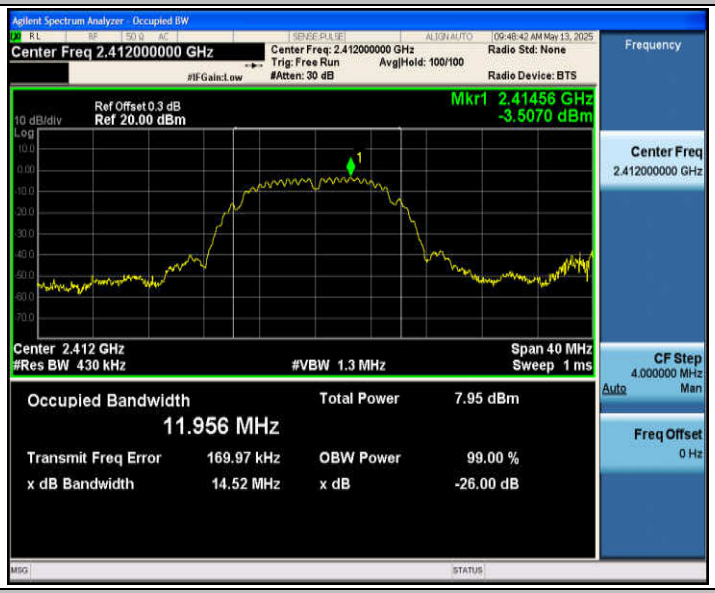

11B_Ant1_2437

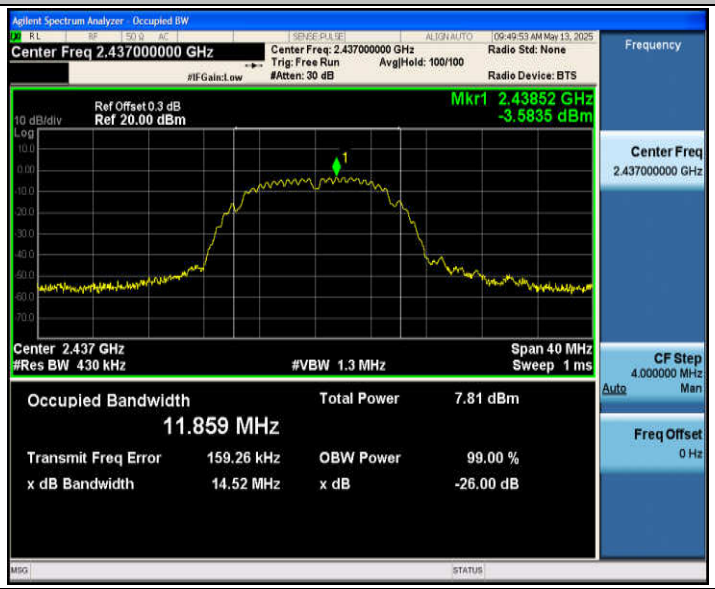

11B_Ant1_2462

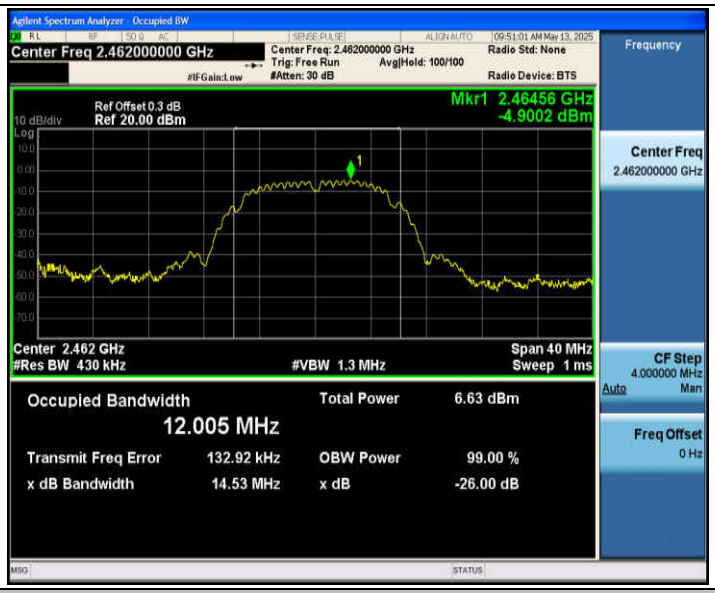

11G_Ant1_2412

11G_Ant1_2437

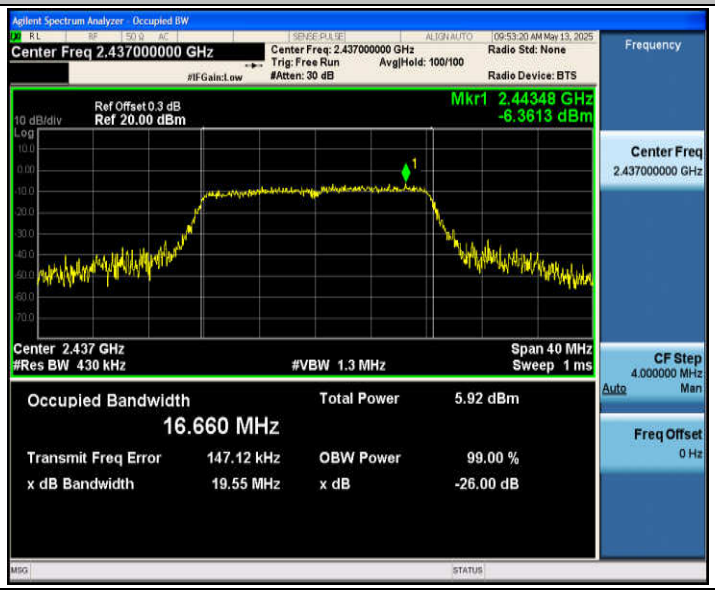

11G_Ant1_2462

11N20SISO_Ant1_2412

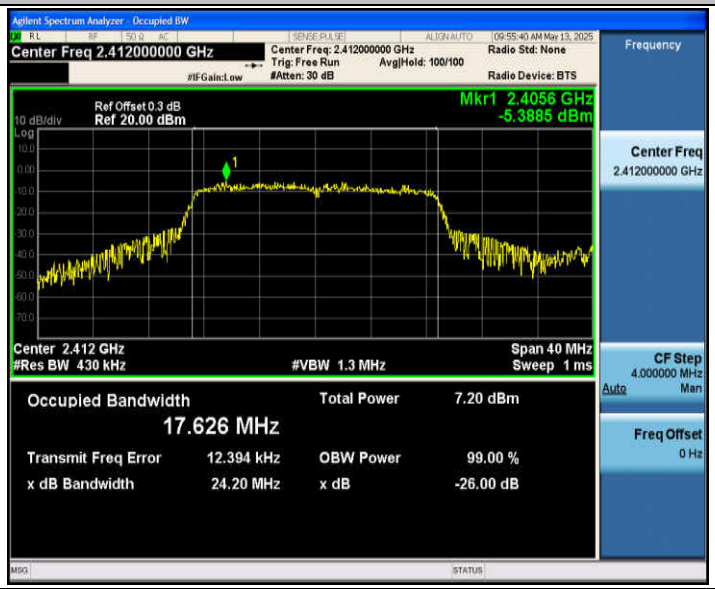

11N20SISO_Ant1_2437

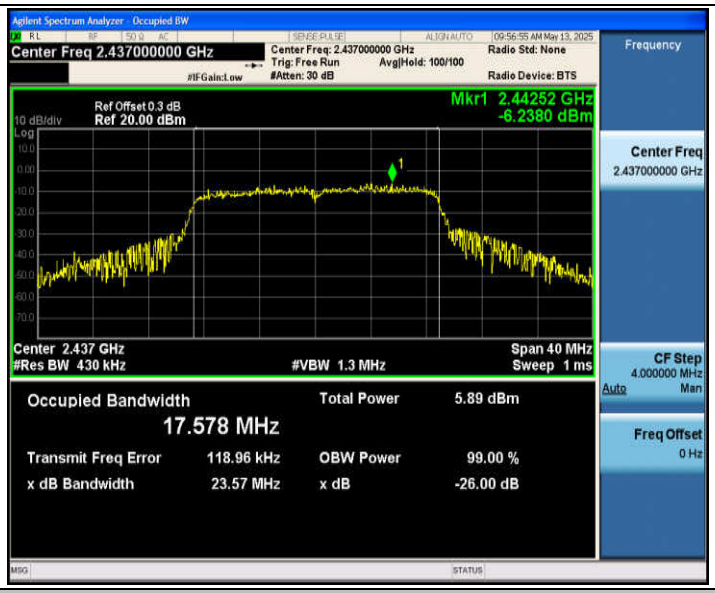

11N20SISO_Ant1_2462

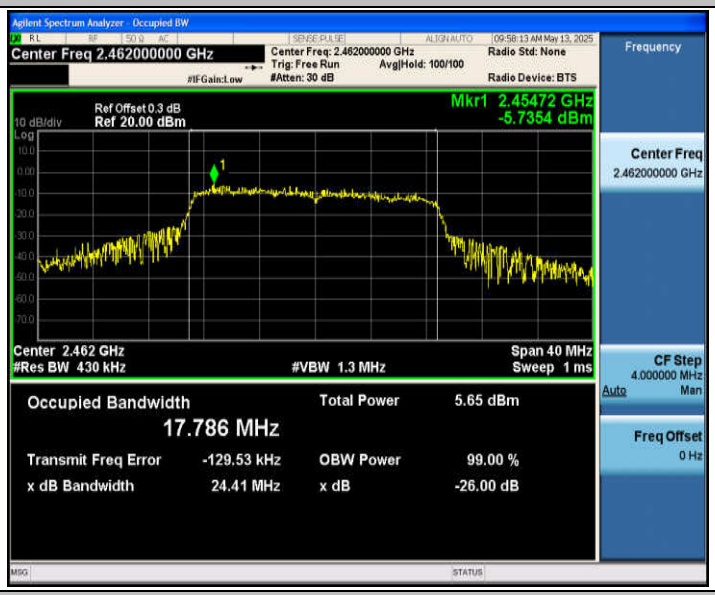

11N40SISO_Ant1_2422

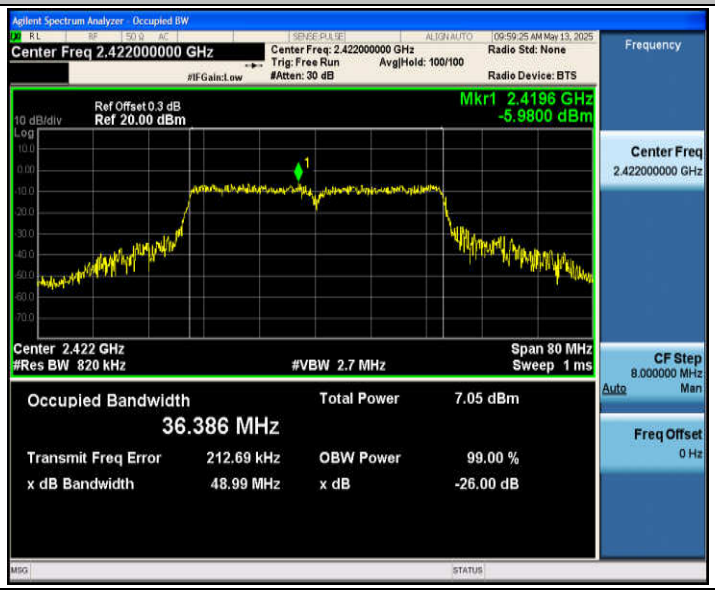

11N40SISO_Ant1_2437

11N40SISO_Ant1_2452

Appendix C: Maximum conducted output power

Test Result Peak

Test Mode	Antenna	Frequency[MHz]	Peak power [dBm]	Limit [dBm]	Verdict
11B	Ant1	2412	7.91	≤30.00	PASS
		2437	7.76	≤30.00	PASS
		2462	6.53	≤30.00	PASS
11G	Ant1	2412	7.84	≤30.00	PASS
		2437	6.61	≤30.00	PASS
		2462	6.17	≤30.00	PASS
11N20SISO	Ant1	2412	7.76	≤30.00	PASS
		2437	6.39	≤30.00	PASS
		2462	6.25	≤30.00	PASS
11N40SISO	Ant1	2422	7.08	≤30.00	PASS
		2437	6.95	≤30.00	PASS
		2452	7.24	≤30.00	PASS

Appendix D: Maximum power spectral density

Test Result

TestMode	Antenna	Frequency[MHz]	Result[dBm/3-100kHz]	Limit[dBm/3kHz]	Verdict
11B	Ant1	2412	-18.27	≤8.00	PASS
		2437	-17.91	≤8.00	PASS
		2462	-19.09	≤8.00	PASS
11G	Ant1	2412	-24.80	≤8.00	PASS
		2437	-24.46	≤8.00	PASS
		2462	-25.73	≤8.00	PASS
11N20SISO	Ant1	2412	-25.16	≤8.00	PASS
		2437	-26.38	≤8.00	PASS
		2462	-25.92	≤8.00	PASS
11N40SISO	Ant1	2422	-28.55	≤8.00	PASS
		2437	-27.72	≤8.00	PASS
		2452	-25.91	≤8.00	PASS

Test Graphs

11B_Ant1_2412

11B_Ant1_2437

11B_Ant1_2462

11G_Ant1_2412

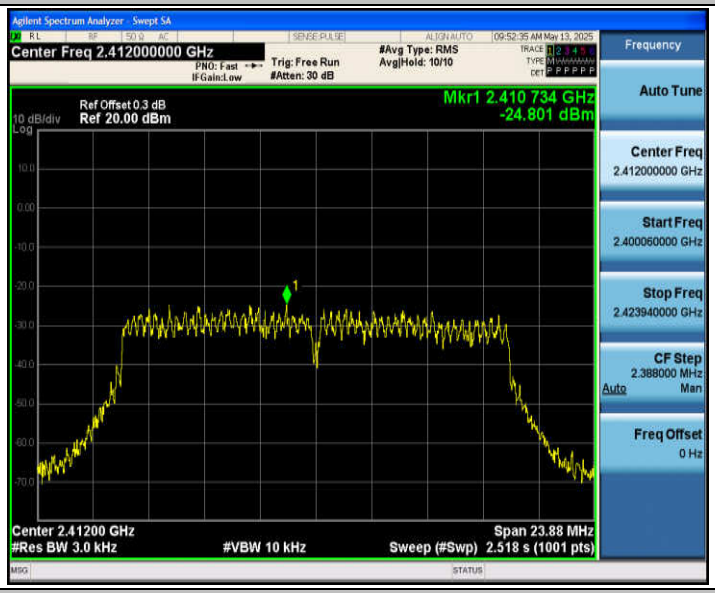

11G_Ant1_2437

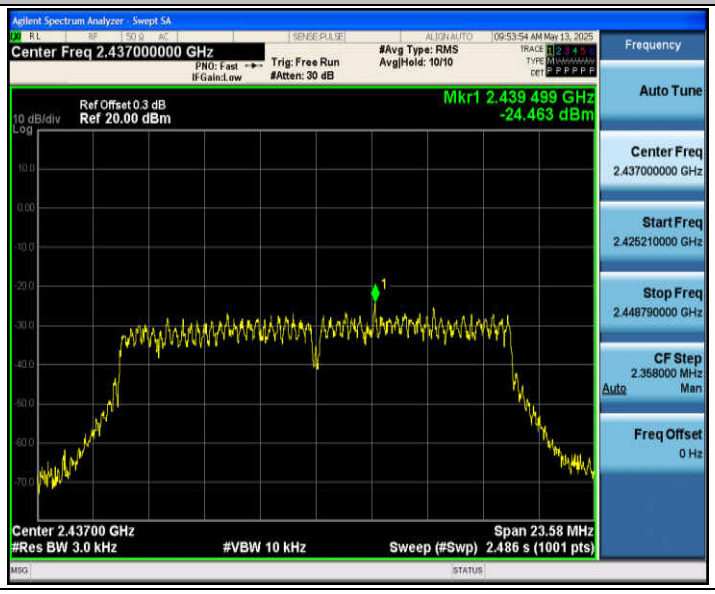

11G_Ant1_2462

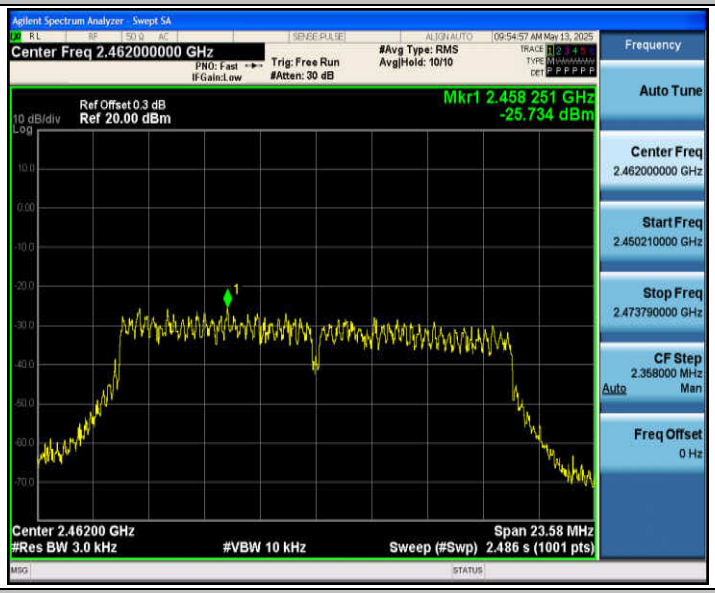

11N20SISO_Ant1_2412

11N20SISO_Ant1_2437

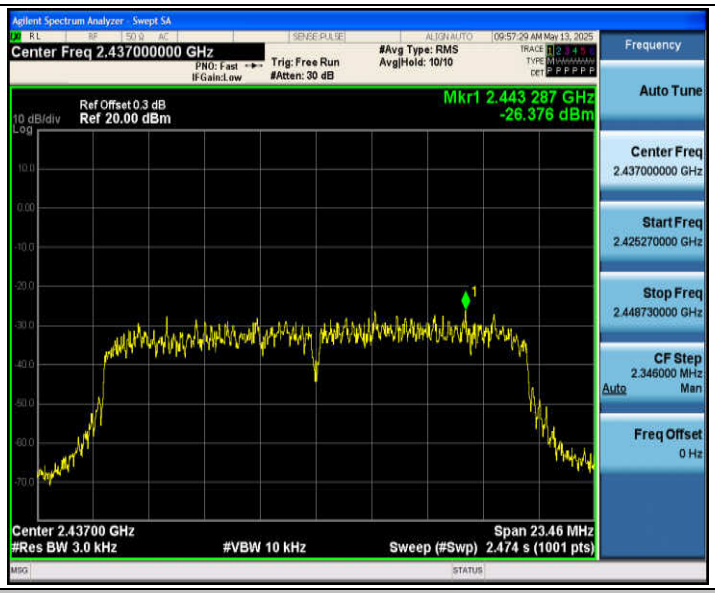

11N20SISO_Ant1_2462

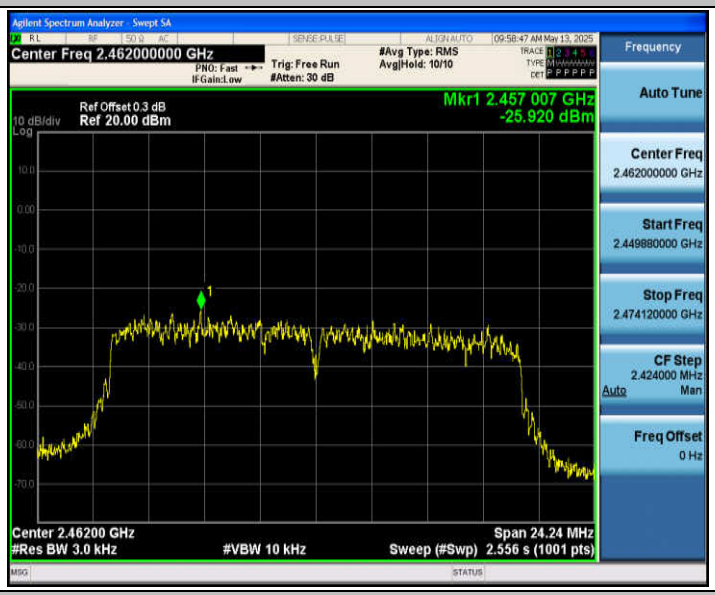

11N40SISO_Ant1_2422

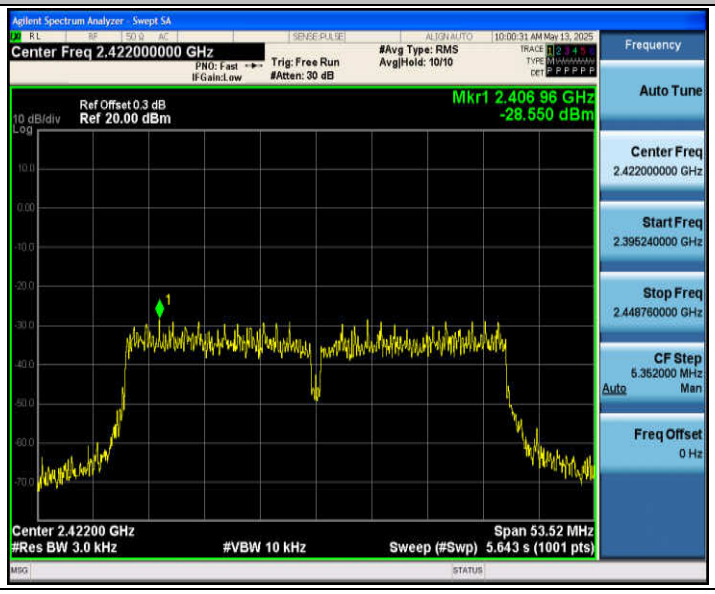

11N40SISO_Ant1_2437
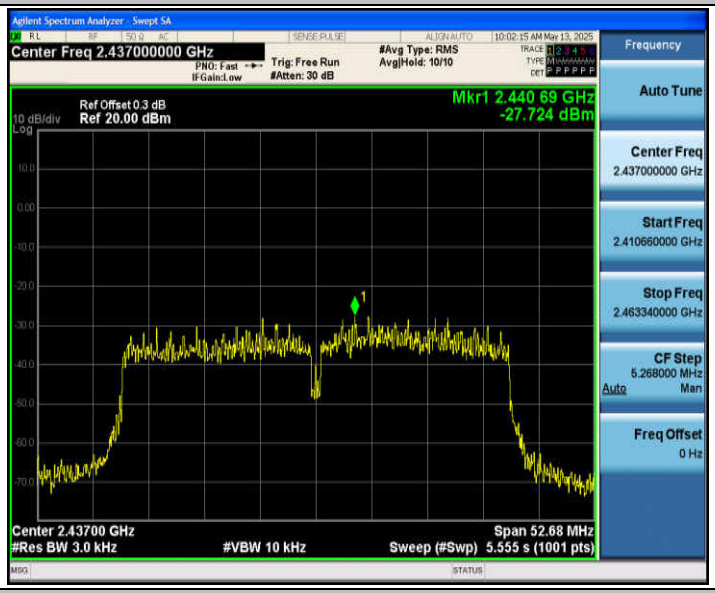

11N40SISO_Ant1_2452
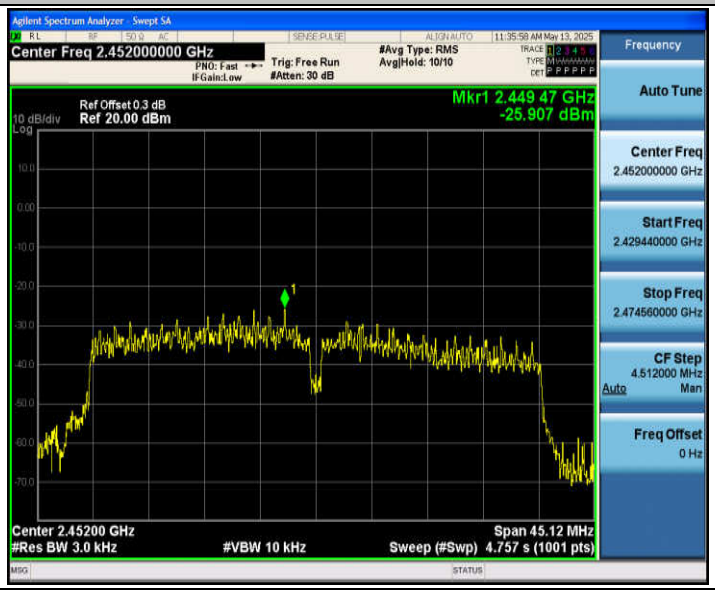

Appendix E: Band edge measurements

Test Result

TestMode	Antenna	ChName	Frequency[MHz]	RefLevel[dBm]	Result[dBm]	Limit[dBm]	Verdict
11B	Ant1	Low	2412	-3.57	-54.09	≤-23.57	PASS
		High	2462	-5.46	-56.26	≤-25.46	PASS
11G	Ant1	Low	2412	-8.75	-41.49	≤-28.75	PASS
		High	2462	-9.29	-53.51	≤-29.29	PASS
11N20SISO	Ant1	Low	2412	-8.68	-42.65	≤-28.68	PASS
		High	2462	-9.25	-55.36	≤-29.25	PASS
11N40SISO	Ant1	Low	2422	-12.39	-42.88	≤-32.39	PASS
		High	2452	-10.31	-48.27	≤-30.31	PASS

Test Graphs

11B_Ant1_Low_2412

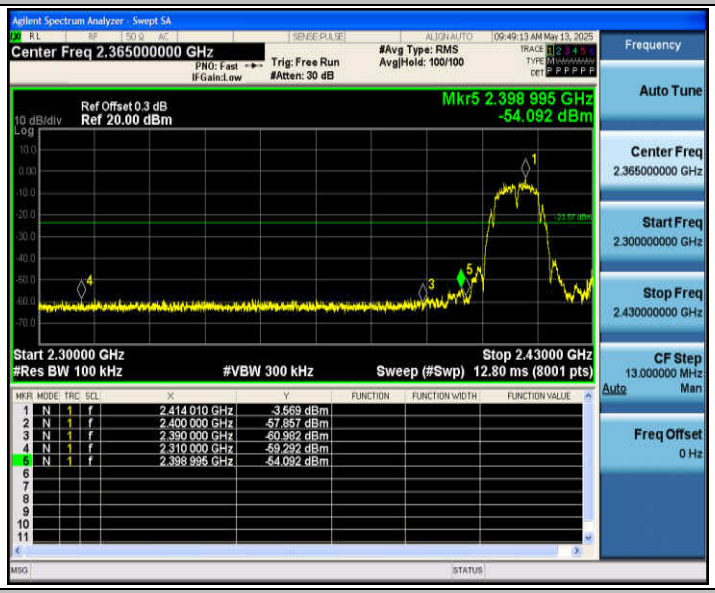

11B_Ant1_High_2462

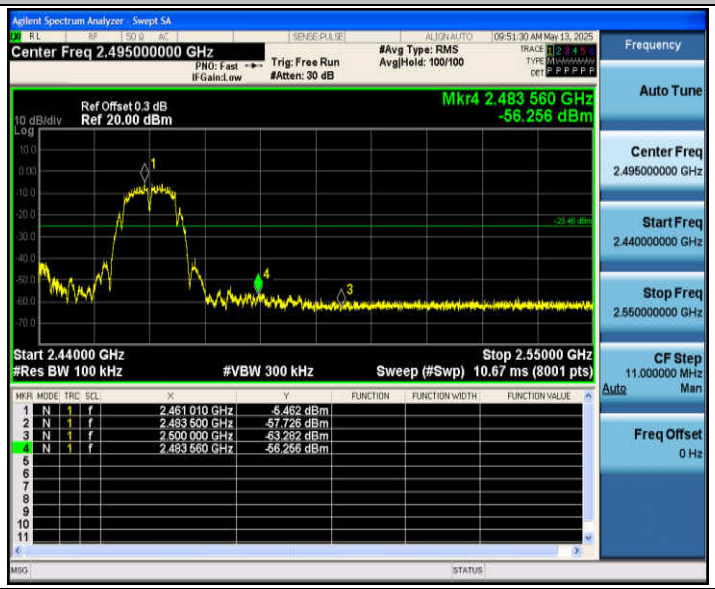

11G_Ant1_Low_2412

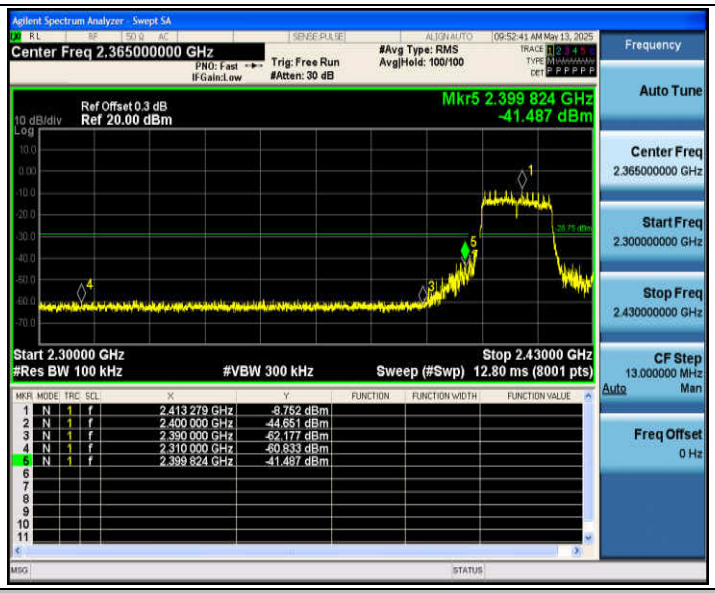

11G_Ant1_High_2462

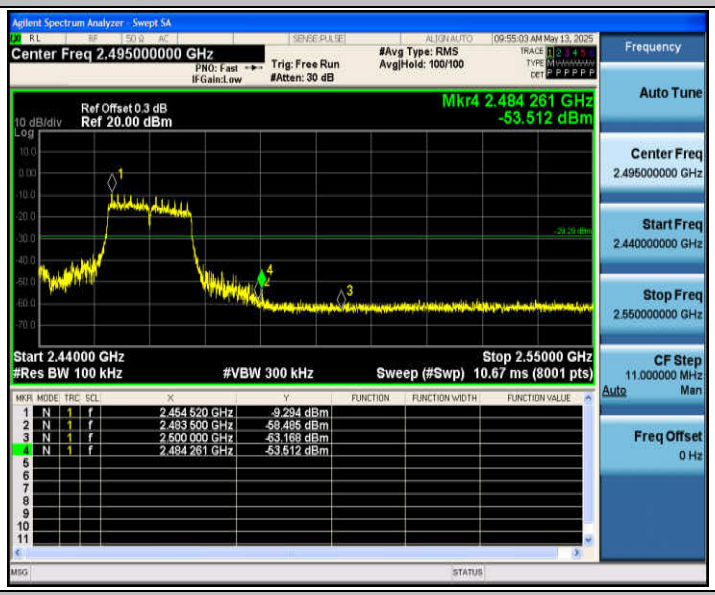

11N20SISO_Ant1_Low_2412

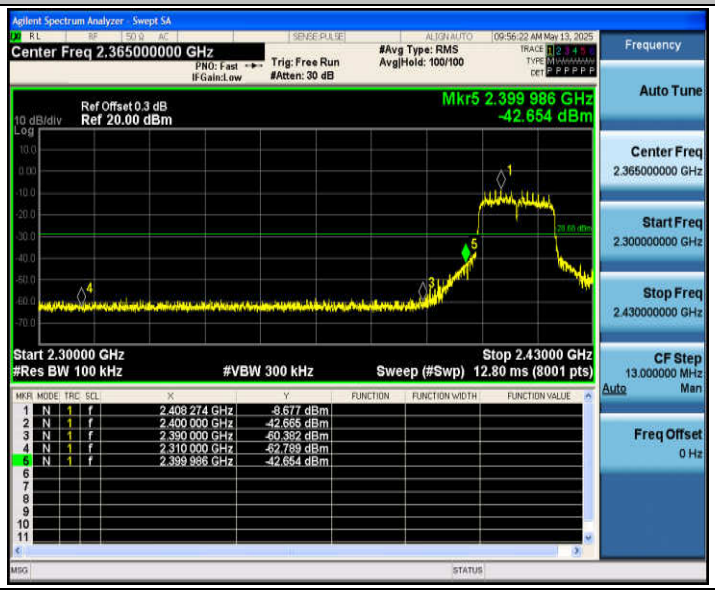

11N20SISO_Ant1_High_2462

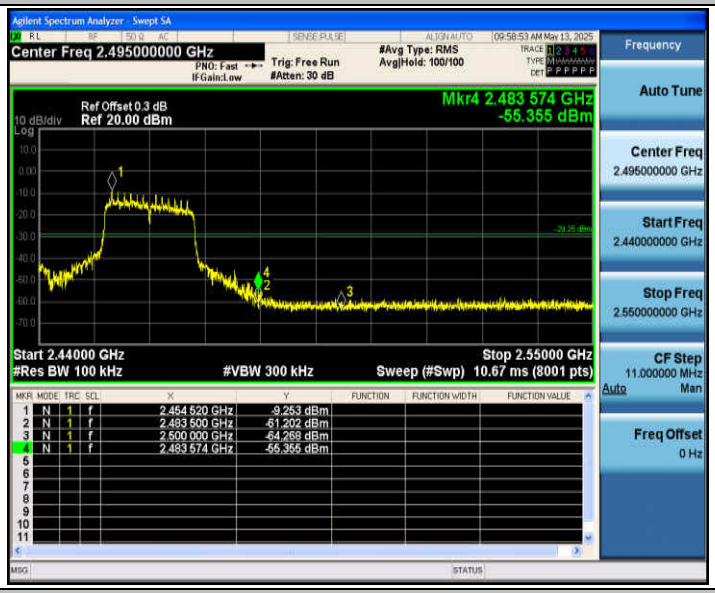

11N40SISO_Ant1_Low_2422

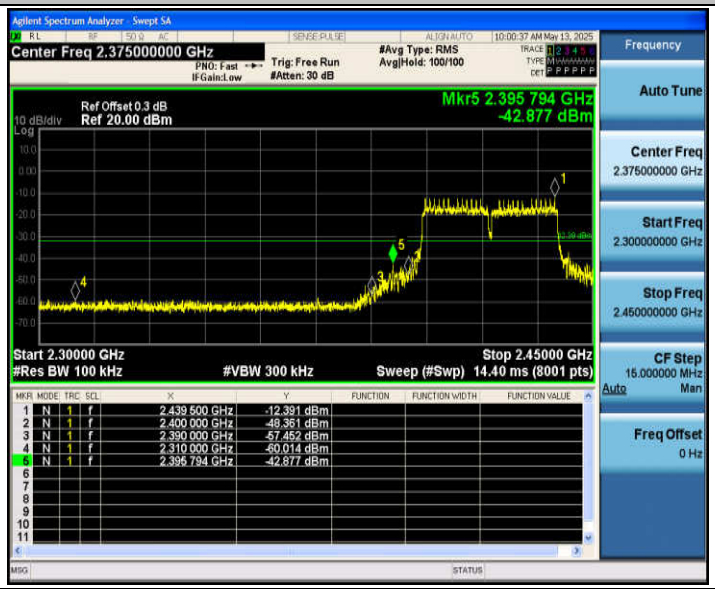

11N40SISO_Ant1_High_2452

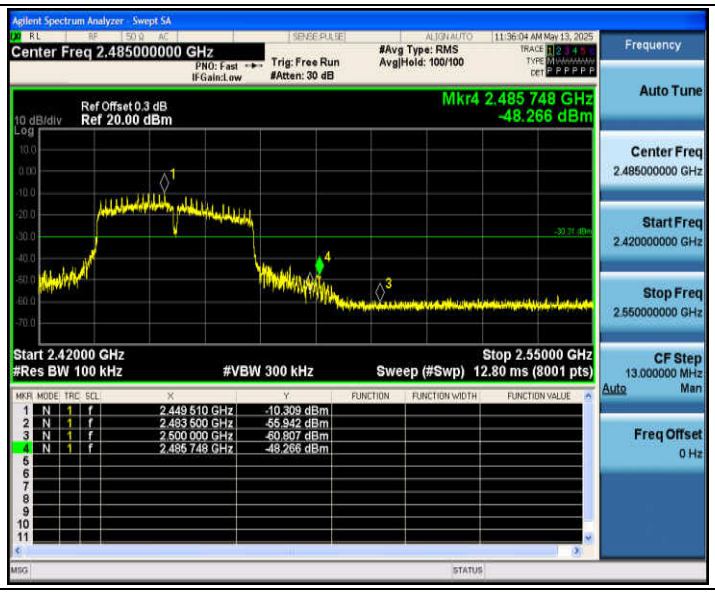
Agilent Spectrum Analyzer - Swept SA
Center Freq 2.485000000 GHz
PNO: Fast
IFGain:Low
Trig: Free Run
#Atten: 30 dB
#Avg Type: RMS
Avg|Hold: 100/100
11:36:04 AM May 13, 2025
Ref Offset 0.3 dB
10 dB/div
Ref 20.00 dBm
Log
Mkr4 2.485 748 GHz
-48.266 dBm
Start 2.42000 GHz
#Res BW 100 kHz
#VBW 300 kHz
Stop 2.55000 GHz
Sweep (#Swp) 12.80 ms (8001 pts)
1 N 1 f 2.449 510 GHz -10.309 dBm
2 N 1 f 2.483 500 GHz -55.942 dBm
3 N 1 f 2.500 000 GHz -60.807 dBm
4 N 1 f 2.485 748 GHz -48.266 dBm
Frequency
Auto Tune
Center Freq
2.485000000 GHz
Start Freq
2.420000000 GHz
Stop Freq
2.550000000 GHz
CF Step
13.000000 MHz
Auto
Man
Freq Offset
0 Hz

Appendix F: Conducted Spurious Emission

Test Result

TestMode	Antenna	Frequency[MHz]	FreqRange [Mhz]	RefLevel [dBm]	Result [dBm]	Limit [dBm]	Verdict
11B	Ant1	2412	Reference	-2.18	-2.18	---	PASS
			30~1000	-2.18	-67.03	≤-22.18	PASS
			1000~26500	-2.18	-48.53	≤-22.18	PASS
		2437	Reference	-3.52	-3.52	---	PASS
			30~1000	-3.52	-67.67	≤-23.52	PASS
			1000~26500	-3.52	-45.36	≤-23.52	PASS
		2462	Reference	-4.06	-4.06	---	PASS
			30~1000	-4.06	-67.66	≤-24.06	PASS
			1000~26500	-4.06	-41.31	≤-24.06	PASS
11G	Ant1	2412	Reference	-6.42	-6.42	---	PASS
			30~1000	-6.42	-67.65	≤-26.42	PASS
			1000~26500	-6.42	-44.32	≤-26.42	PASS
		2437	Reference	-7.68	-7.68	---	PASS
			30~1000	-7.68	-67.04	≤-27.68	PASS
			1000~26500	-7.68	-55.13	≤-27.68	PASS
		2462	Reference	-7.60	-7.60	---	PASS
			30~1000	-7.60	-67.64	≤-27.6	PASS
			1000~26500	-7.60	-55.09	≤-27.6	PASS
11N20SISO	Ant1	2412	Reference	-6.35	-6.35	---	PASS
			30~1000	-6.35	-67.87	≤-26.35	PASS
			1000~26500	-6.35	-55.14	≤-26.35	PASS
		2437	Reference	-7.48	-7.48	---	PASS
			30~1000	-7.48	-67.75	≤-27.48	PASS
			1000~26500	-7.48	-49.06	≤-27.48	PASS
		2462	Reference	-6.82	-6.82	---	PASS
			30~1000	-6.82	-67.02	≤-26.82	PASS
			1000~26500	-6.82	-51.42	≤-26.82	PASS
11N40SISO	Ant1	2422	Reference	-9.86	-9.86	---	PASS
			30~1000	-9.86	-68.28	≤-29.86	PASS
			1000~26500	-9.86	-41.23	≤-29.86	PASS
		2437	Reference	-9.80	-9.80	---	PASS
			30~1000	-9.80	-67.81	≤-29.8	PASS
			1000~26500	-9.80	-48.16	≤-29.8	PASS
		2452	Reference	-9.33	-9.33	---	PASS
			30~1000	-9.33	-68.01	≤-29.33	PASS
			1000~26500	-9.33	-40.54	≤-29.33	PASS

Test Graphs

11B_Ant1_2412_0~Reference
11B_Ant1_2412_30~1000
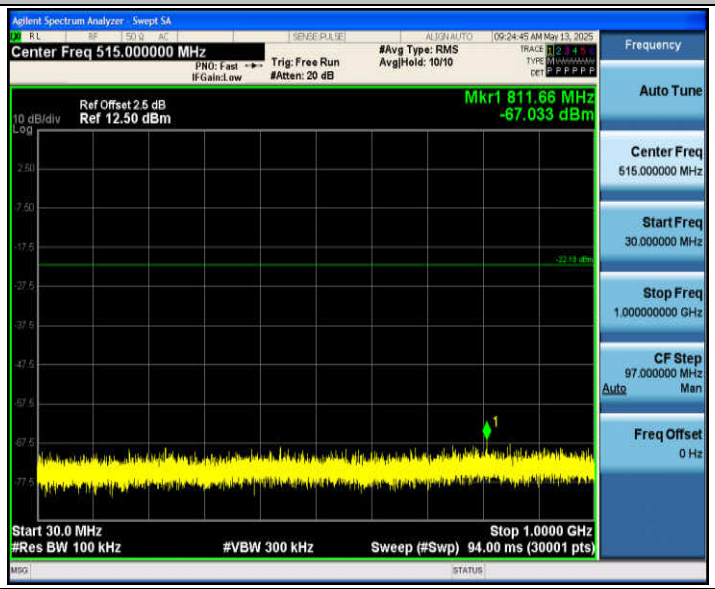
11B_Ant1_2412_1000~26500

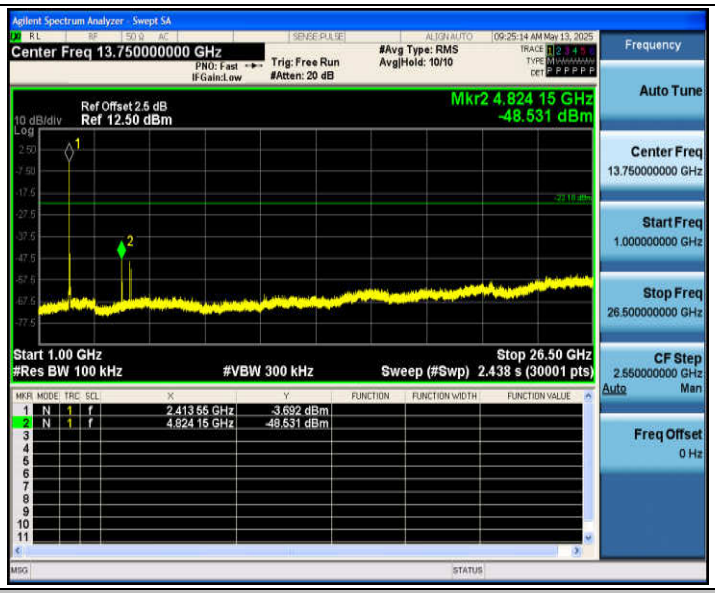

11B_Ant1_2437_0~Reference

11B_Ant1_2437_30~1000

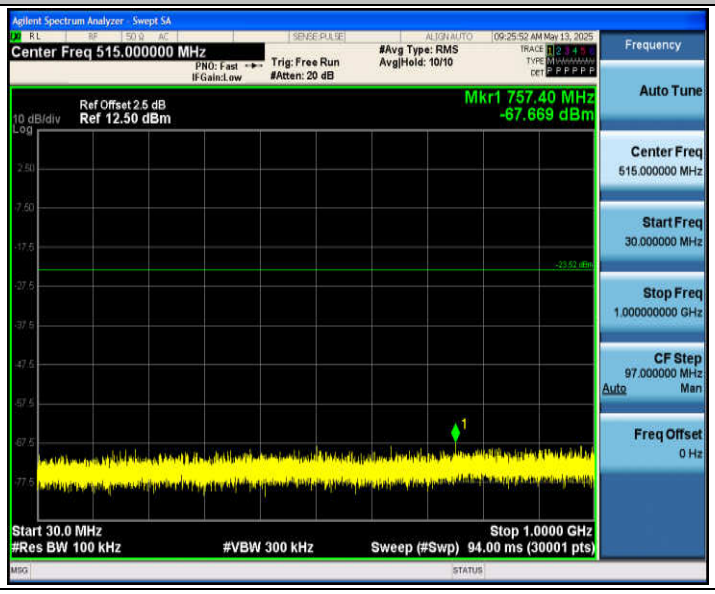

11B_Ant1_2437_1000~26500

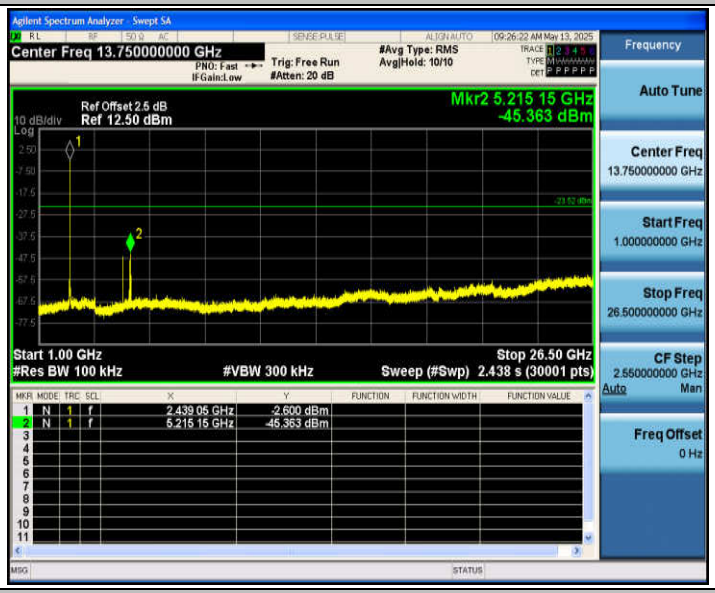

11B_Ant1_2462_0~Reference

11B_Ant1_2462_30~1000

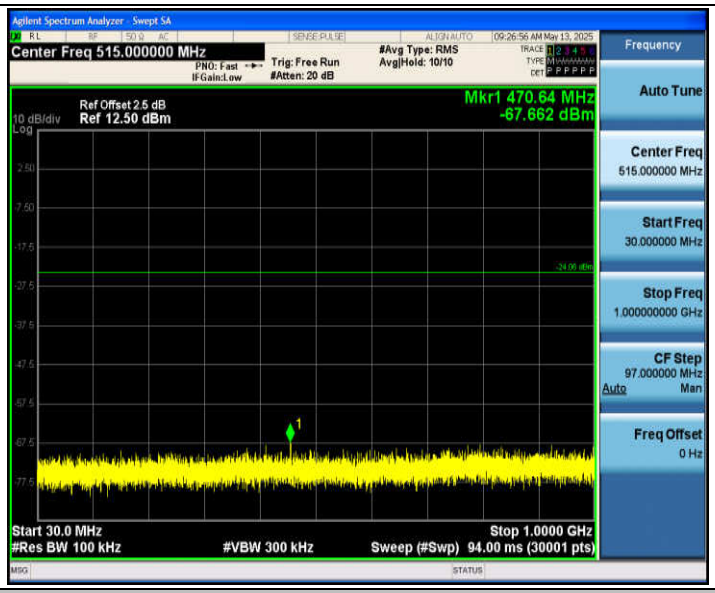

11B_Ant1_2462_1000~26500

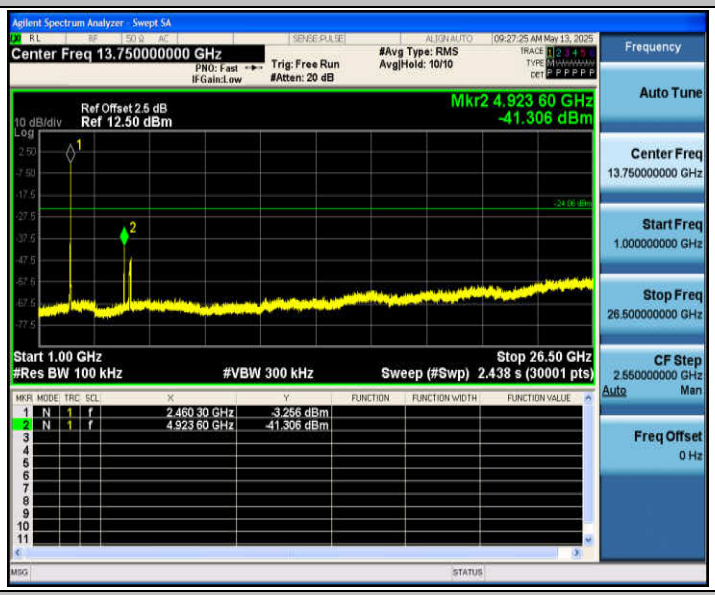

11G_Ant1_2412_0~Reference

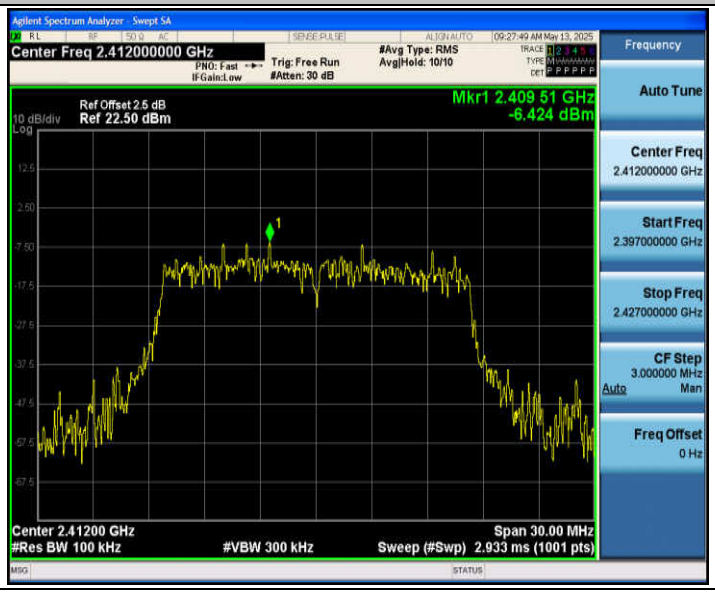

11G_Ant1_2412_30~1000

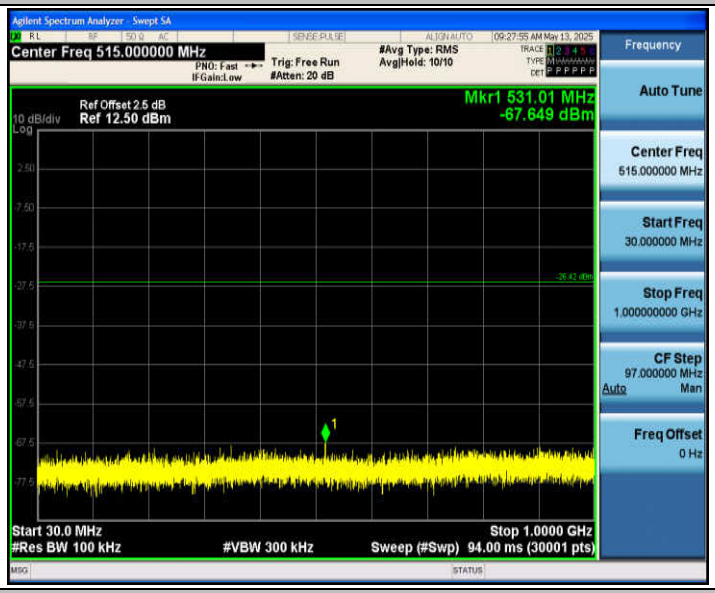

11G_Ant1_2412_1000~26500

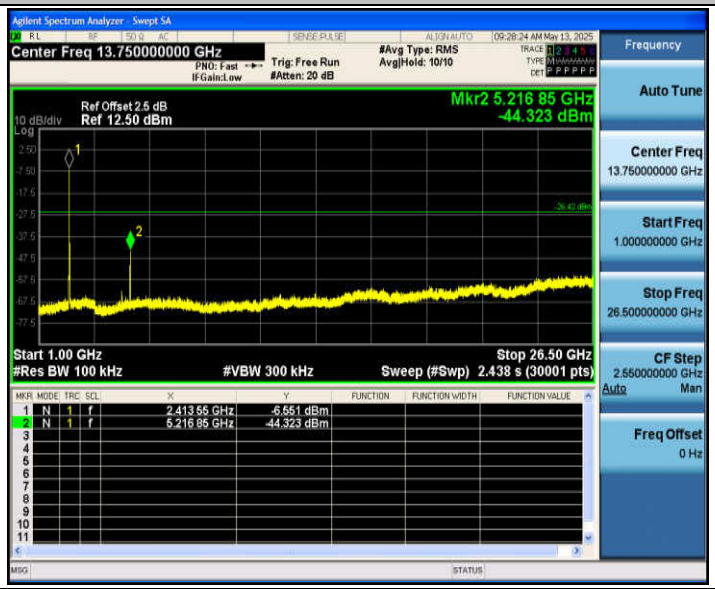

11G_Ant1_2437_0~Reference

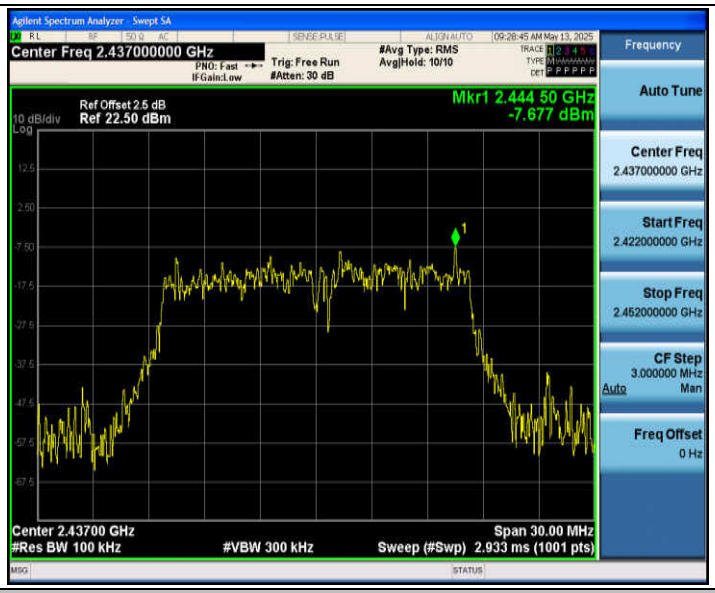

11G_Ant1_2437_30~1000

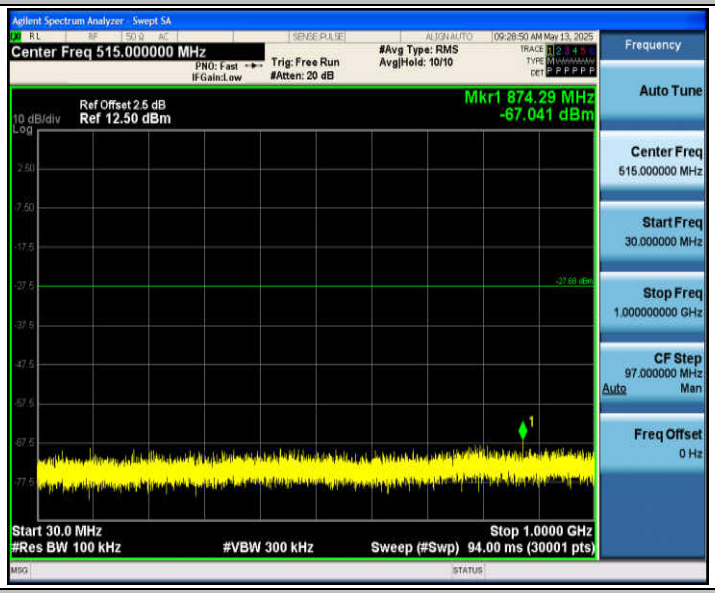

11G_Ant1_2437_1000~26500

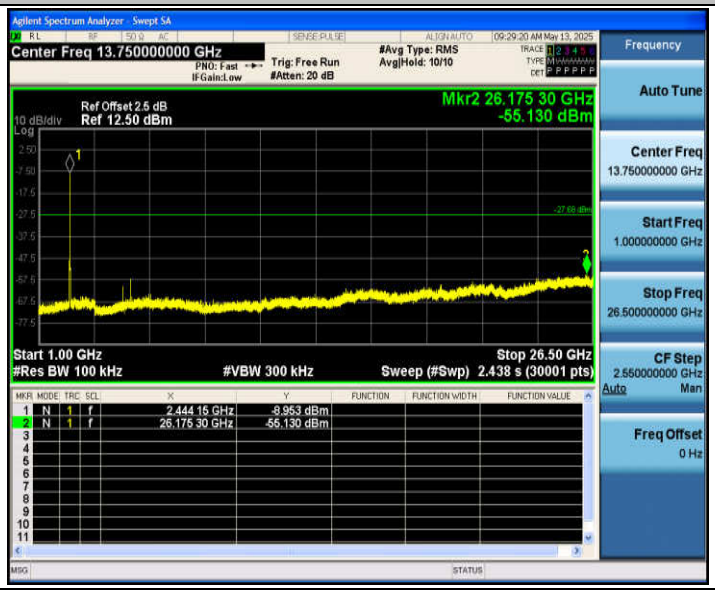

11G_Ant1_2462_0~Reference

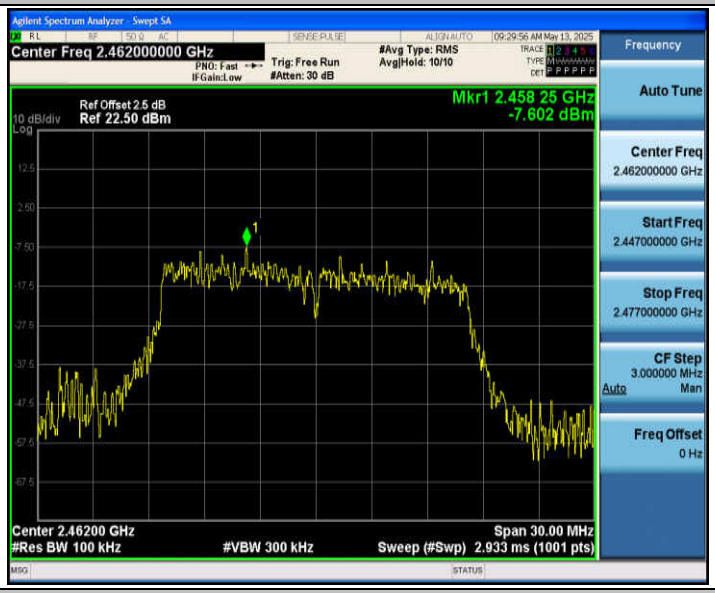

11G_Ant1_2462_30~1000

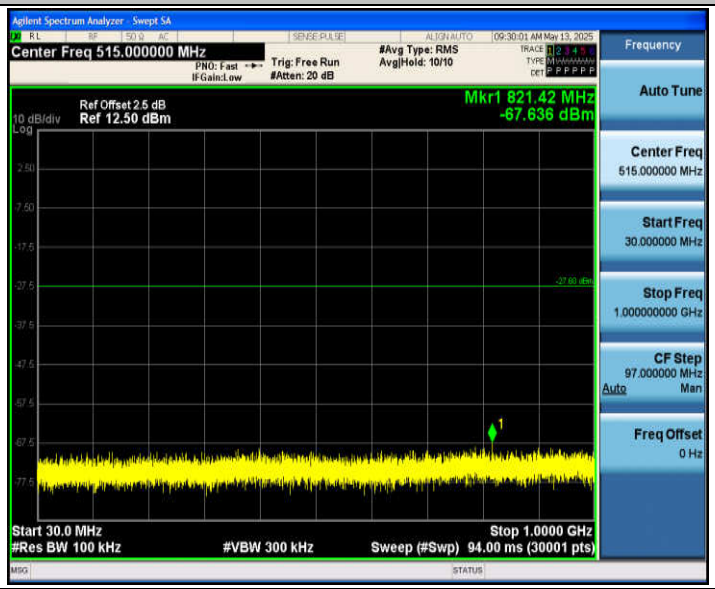

11G_Ant1_2462_1000~26500

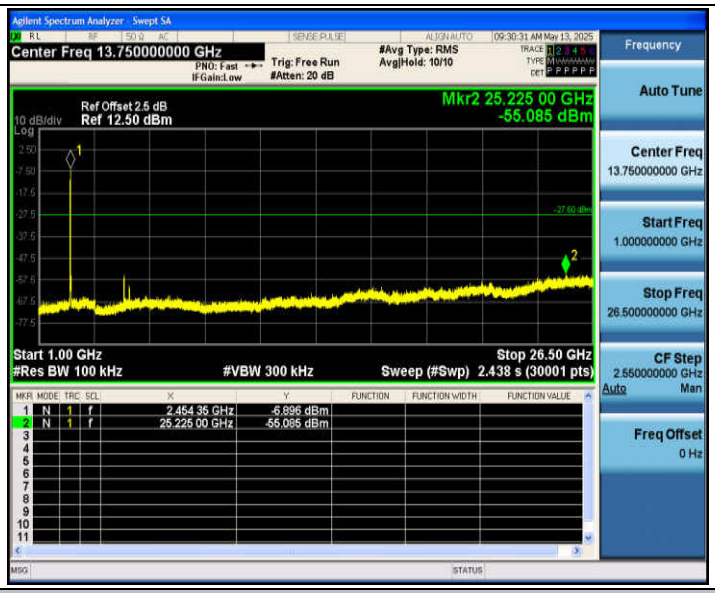

11N20SISO_Ant1_2412_0~Reference

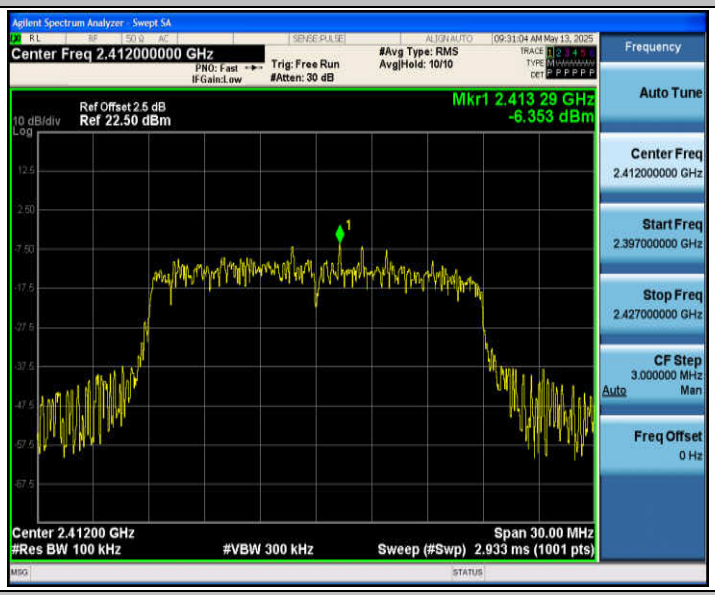

11N20SISO_Ant1_2412_30~1000

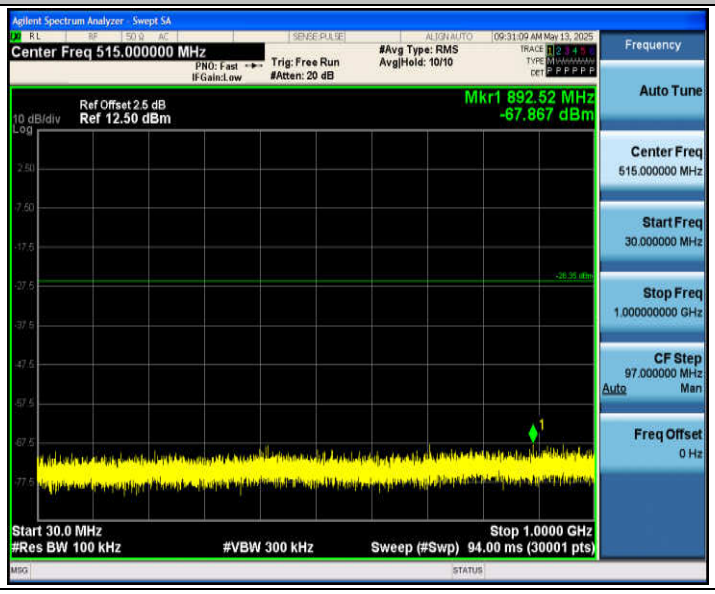

11N20SISO_Ant1_2412_1000~26500

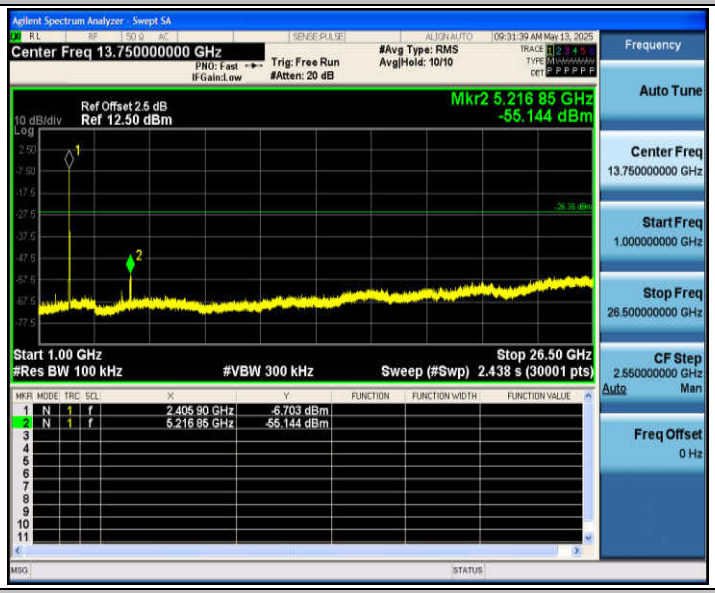

11N20SISO_Ant1_2437_0~Reference

11N20SISO_Ant1_2437_30~1000

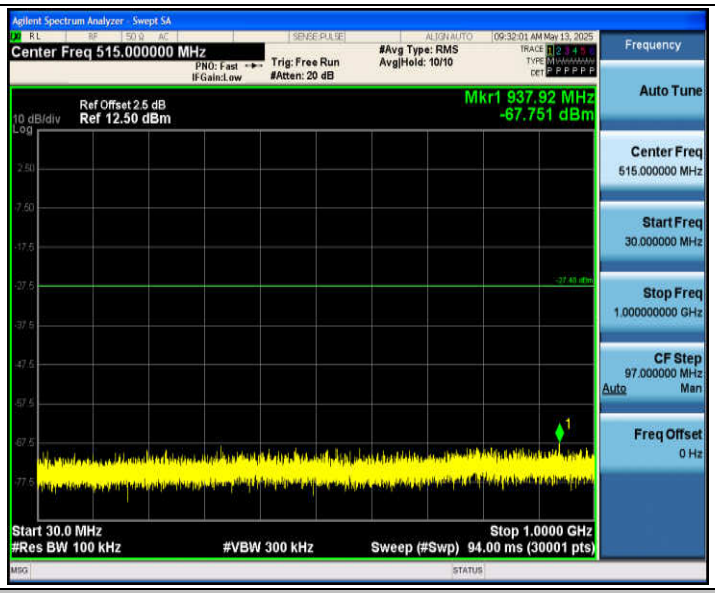

11N20SISO_Ant1_2437_1000~26500

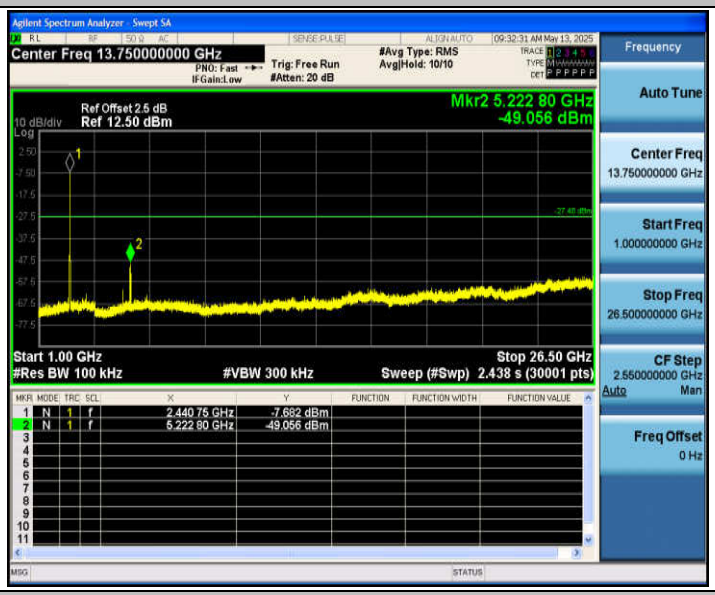

11N20SISO_Ant1_2462_0~Reference

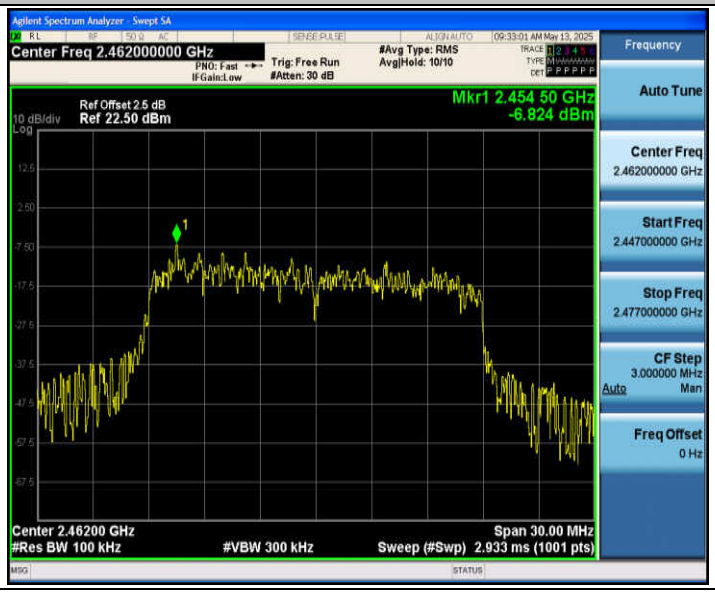

11N20SISO_Ant1_2462_30~1000

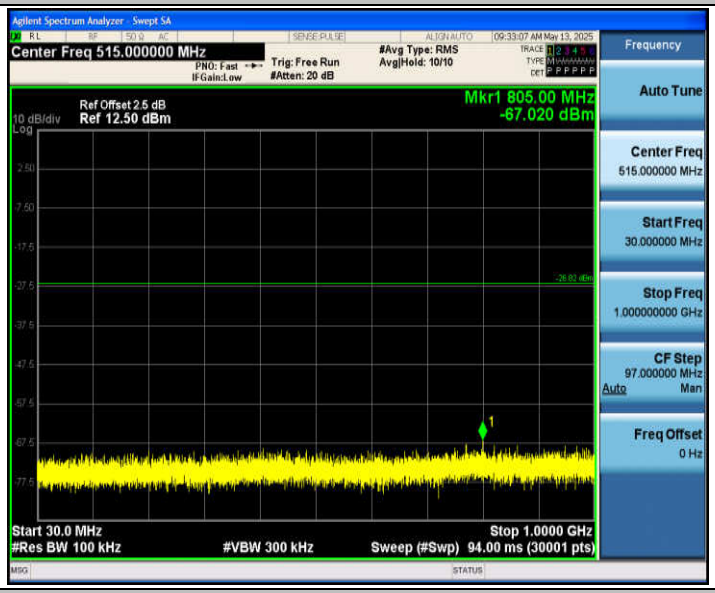

11N20SISO_Ant1_2462_1000~26500

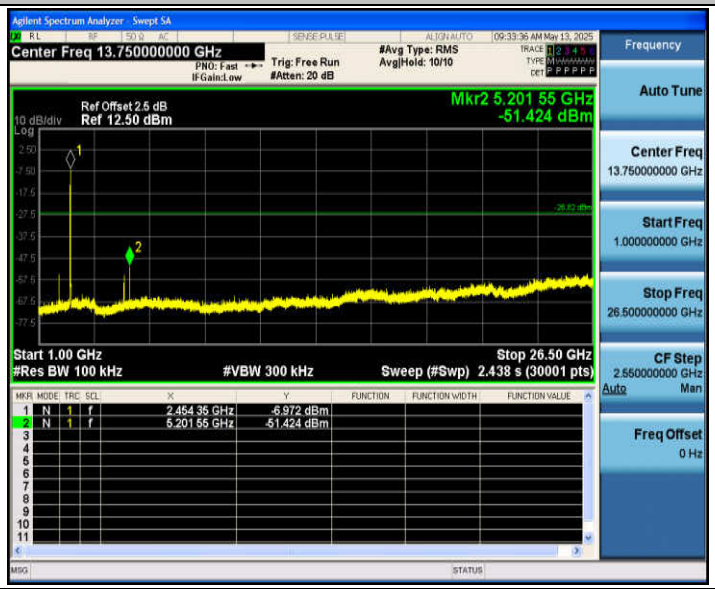

11N40SISO_Ant1_2422_0~Reference

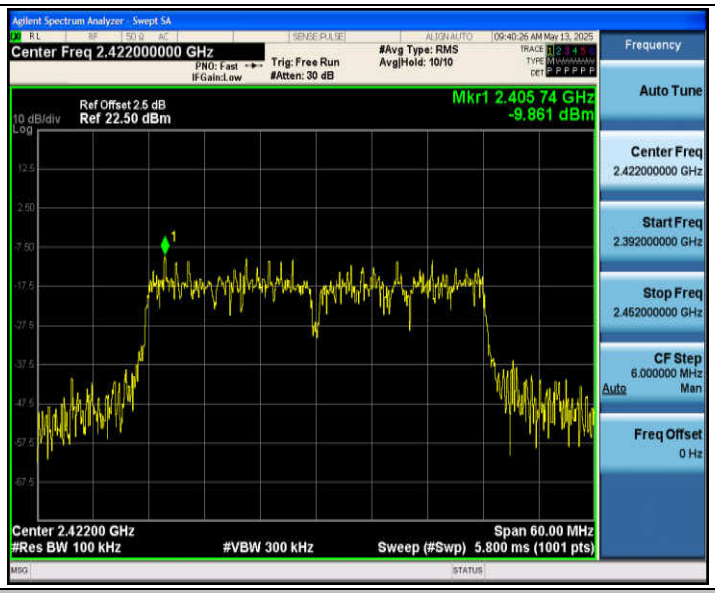

11N40SISO_Ant1_2422_30~1000

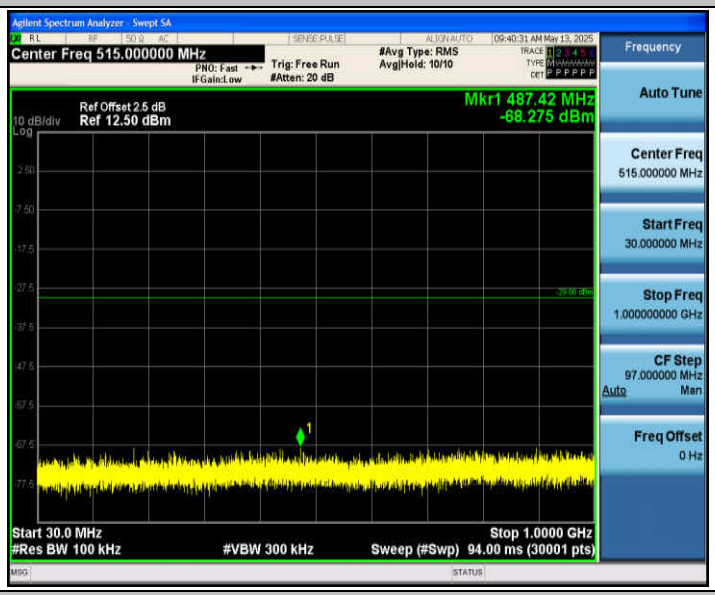

11N40SISO_Ant1_2422_1000~26500

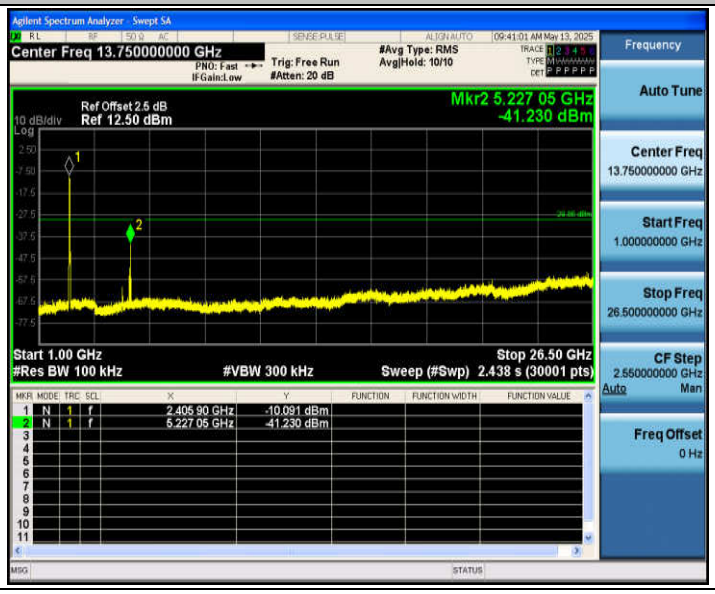

11N40SISO_Ant1_2437_0~Reference

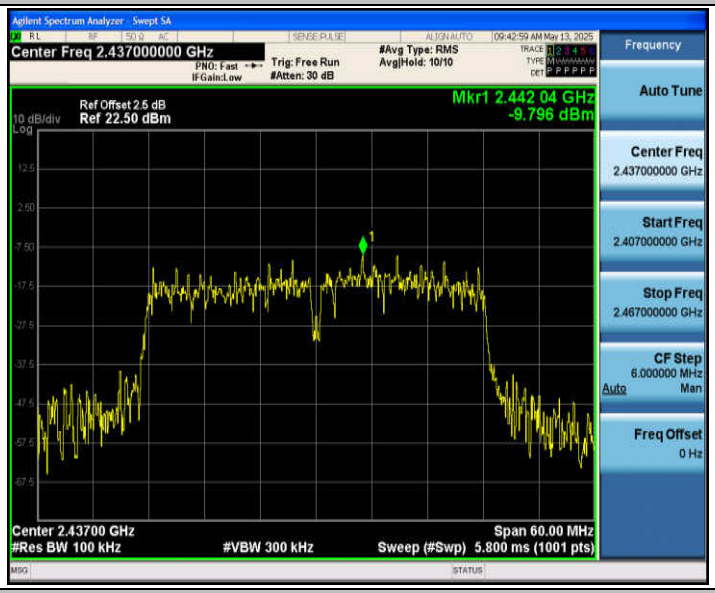

11N40SISO_Ant1_2437_30~1000

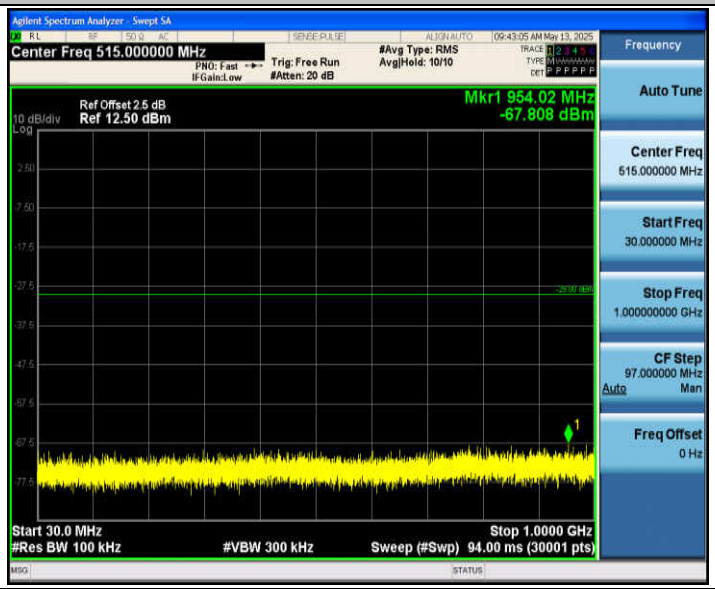

11N40SISO_Ant1_2437_1000~26500

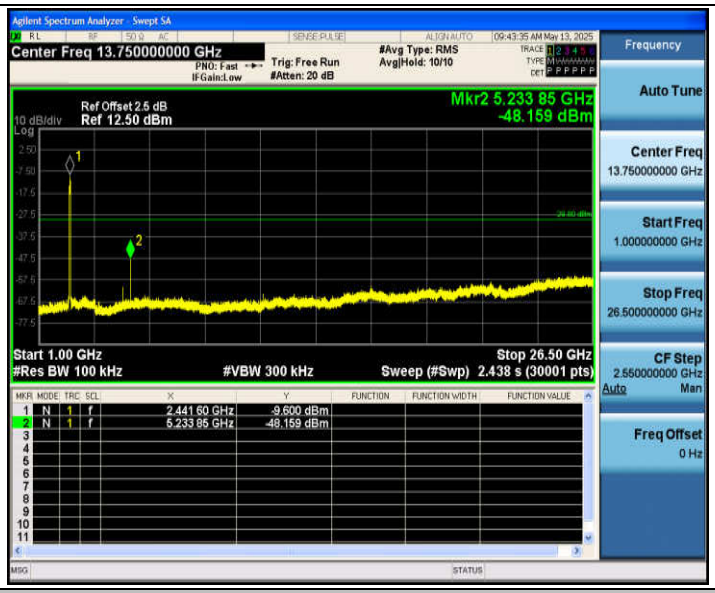

11N40SISO_Ant1_2452_0~Reference

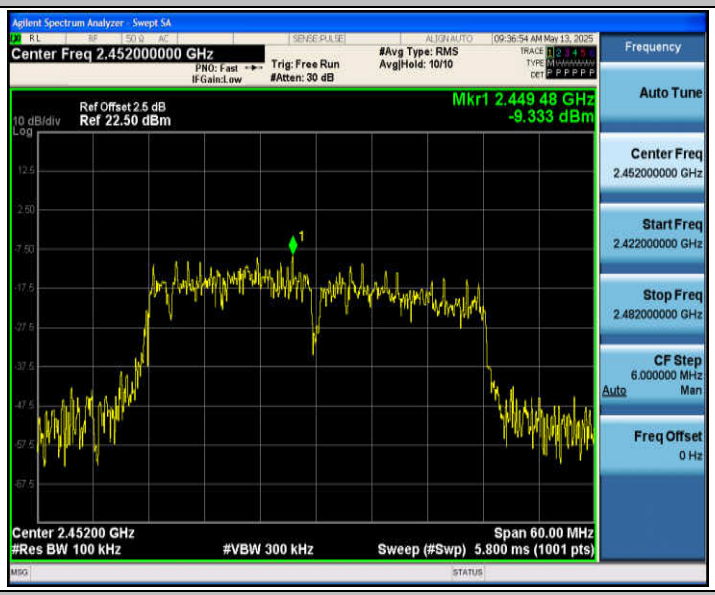

11N40SISO_Ant1_2452_30~1000

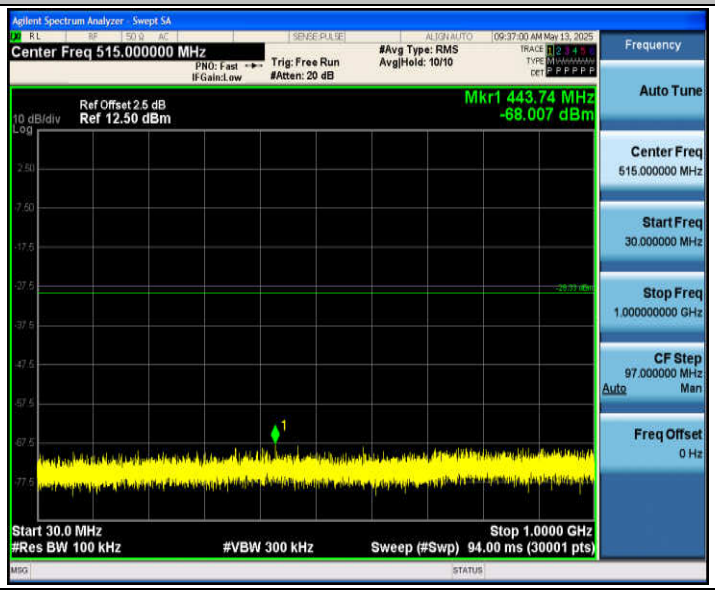

11N40SISO_Ant1_2452_1000~26500
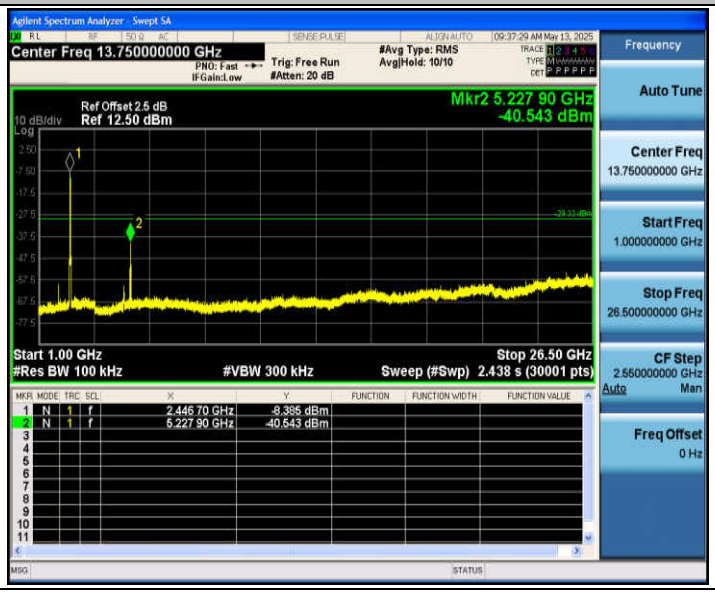

Appendix G: Duty Cycle

Test Result

TestMode	Antenna	Frequency[MHz]	Transmission Duration [ms]	Transmission Period [ms]	Duty Cycle [%]
11B	Ant1	2412	0.70	0.80	87.50
		2437	0.71	0.81	87.65
		2462	0.71	0.81	87.65
11G	Ant1	2412	0.12	0.29	41.38
		2437	0.11	0.29	37.93
		2462	0.11	0.32	34.38
11N20SISO	Ant1	2412	0.11	0.32	34.38
		2437	0.11	0.29	37.93
		2462	0.11	0.38	28.95
11N40SISO	Ant1	2422	0.07	0.29	24.14
		2437	0.07	0.27	25.93
		2452	0.08	0.28	28.57

Test Graphs

11B_Ant1_2412
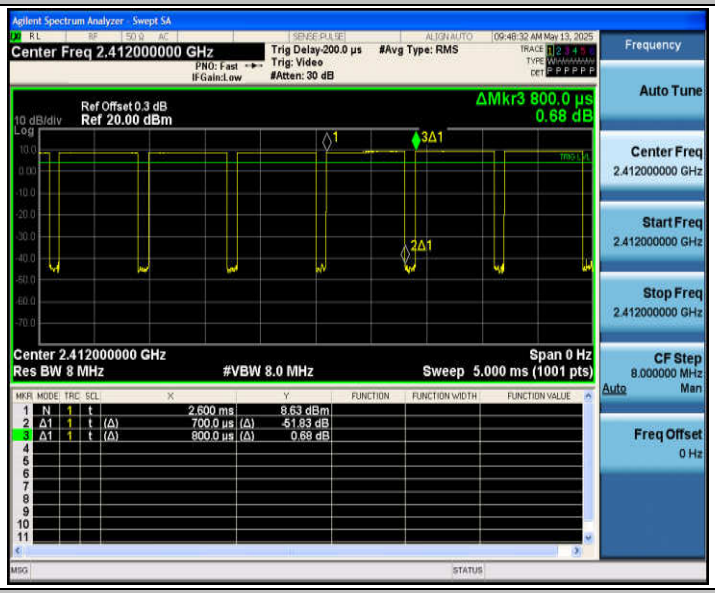
11B_Ant1_2437
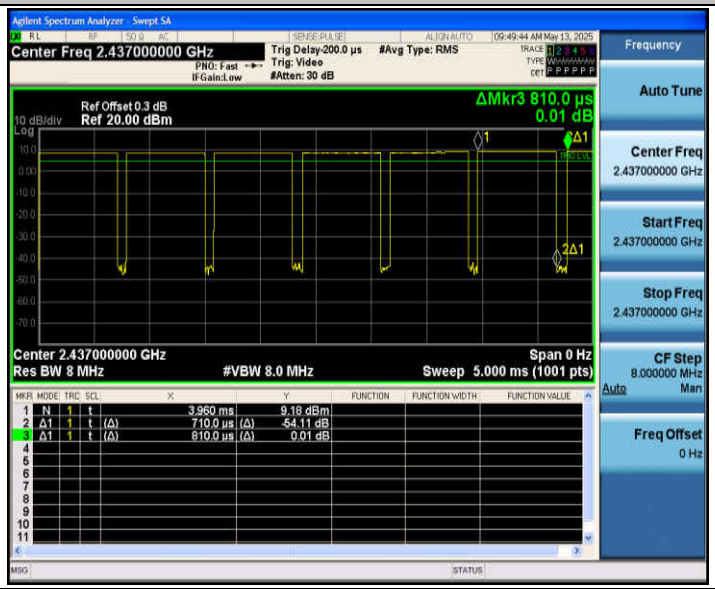
11B_Ant1_2462

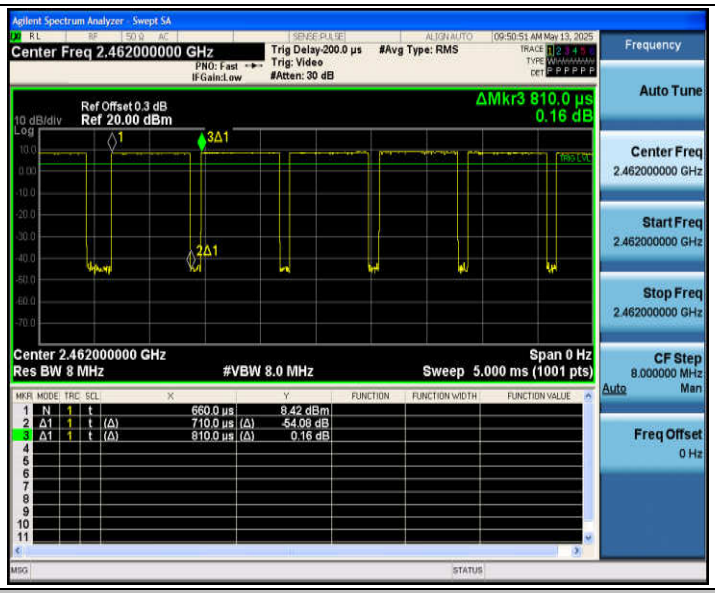

11G_Ant1_2412

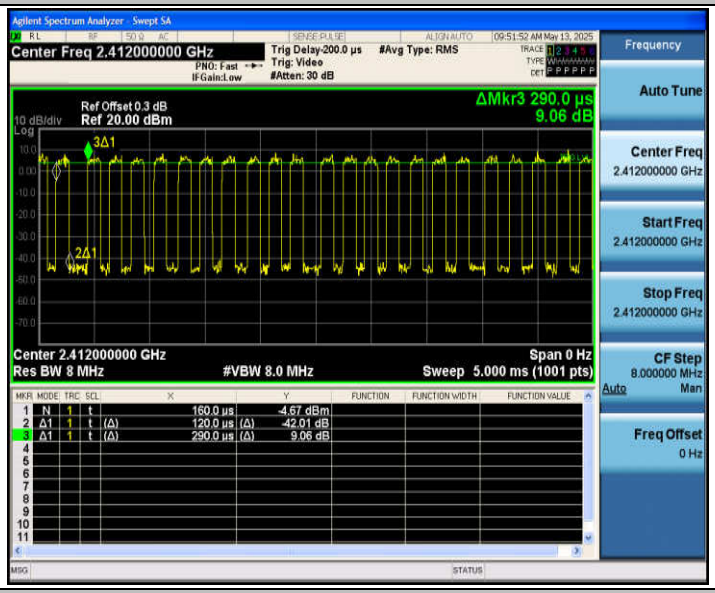

11G_Ant1_2437

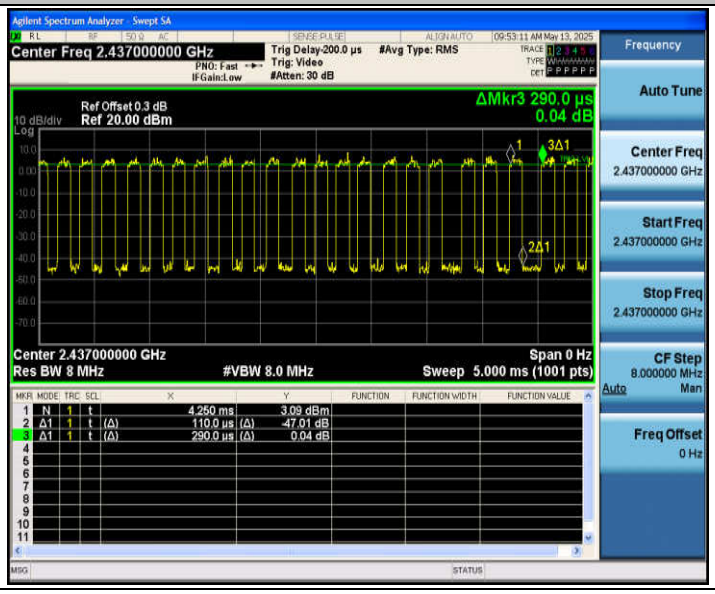

11G_Ant1_2462

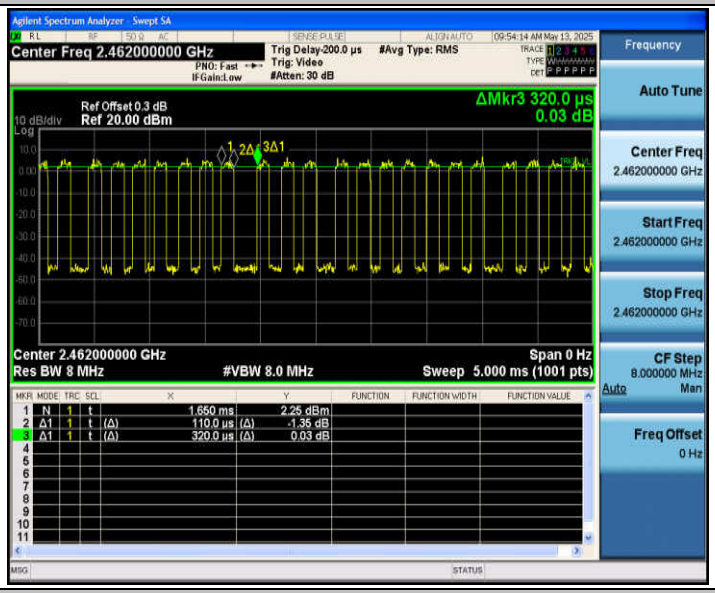

11N20SISO_Ant1_2412

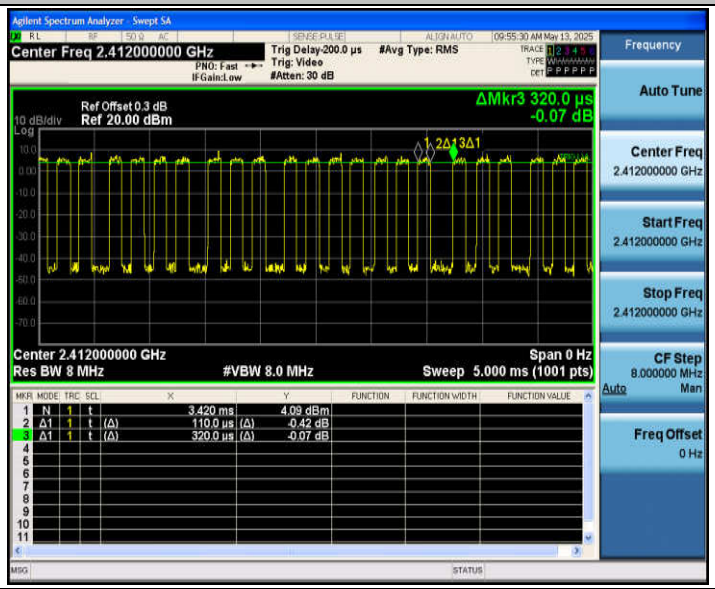

11N20SISO_Ant1_2437

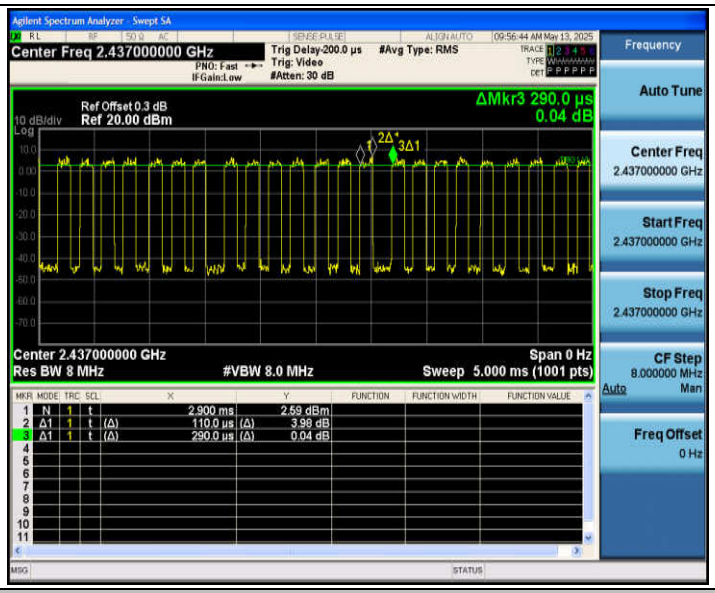

11N20SISO_Ant1_2462

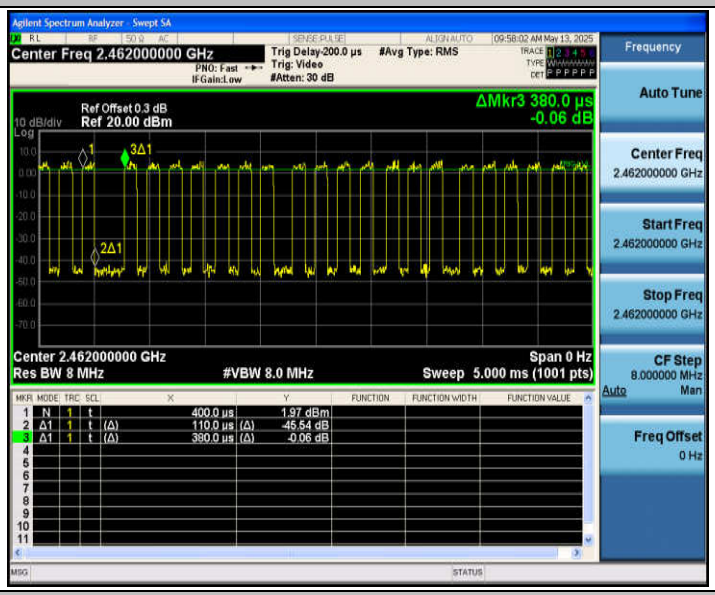

11N40SISO_Ant1_2422

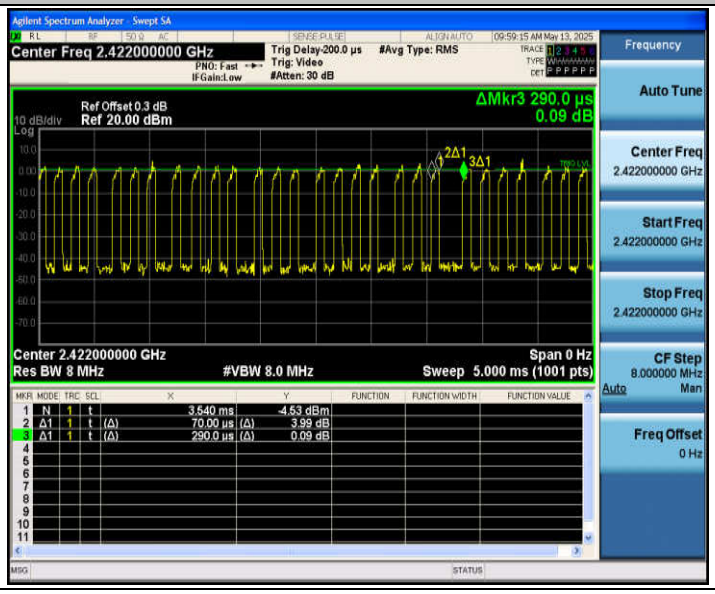

11N40SISO_Ant1_2437
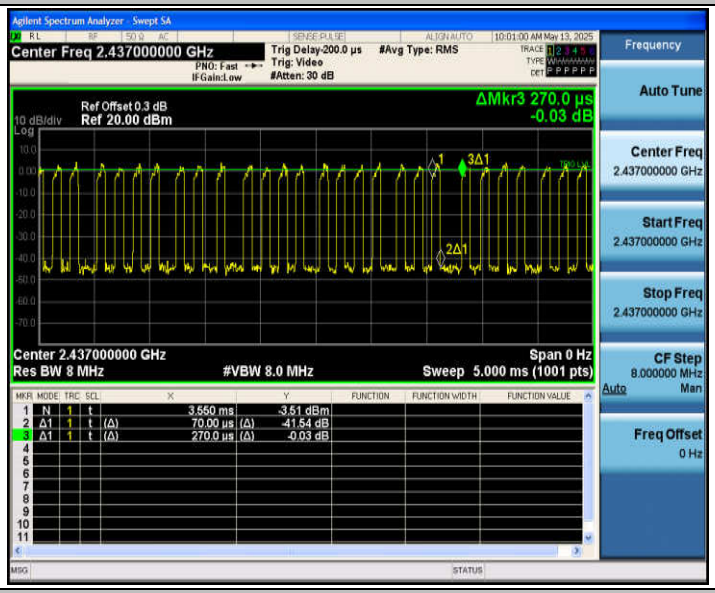
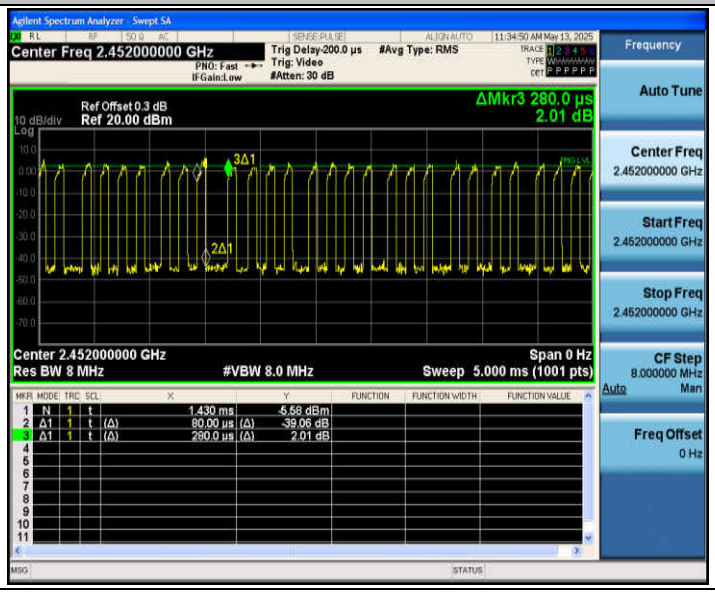
11N40SISO_Ant1_2452