Appendix Test Data

Report No.:	182519C400130101	Test Sample No.:	1-2-2
Start Test Date:	2025-05-09	Finish Test Date:	2025-07-11
Test Engineer:	Alex Peng	Auditor:	Justin Feng
Temperature:	21.5℃	Relative Humidity:	52%
Pressure:	101kPa		

Appendix A: 6dB Bandwidth

Test Result

Test Mode	Antenna	Frequency[MHz]	6dB BW [MHz]	FL[MHz]	FH[MHz]	Limit[MHz]	Verdict
11B	Ant1	2412	10.360	2406.840	2417.200	0.5	PASS
11B	Ant1	2437	10.360	2431.840	2442.200	0.5	PASS
11B	Ant1	2462	10.360	2456.840	2467.200	0.5	PASS
11G	Ant1	2412	15.040	2404.680	2419.720	0.5	PASS
11G	Ant1	2437	14.600	2429.920	2444.520	0.5	PASS
11G	Ant1	2462	15.080	2454.640	2469.720	0.5	PASS
11N20SISO	Ant1	2412	16.160	2403.840	2420.000	0.5	PASS
11N20SISO	Ant1	2437	16.160	2428.840	2445.000	0.5	PASS
11N20SISO	Ant1	2462	15.760	2454.000	2469.760	0.5	PASS
11N40SISO	Ant1	2422	33.200	2404.640	2437.840	0.5	PASS
11N40SISO	Ant1	2437	33.200	2419.640	2452.840	0.5	PASS
11N40SISO	Ant1	2452	33.680	2434.880	2468.560	0.5	PASS

Test Graphs

11B-Ant1-2412-PASS

11B-Ant1-2437-PASS

11B-Ant1-2462-PASS

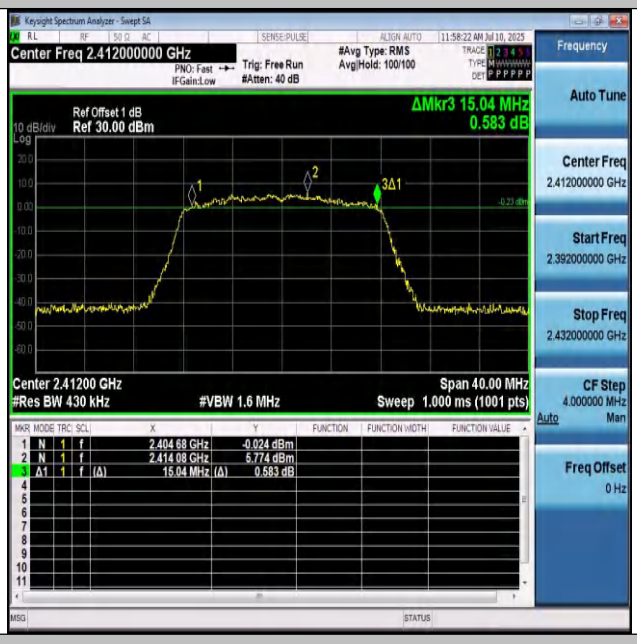

11G-Ant1-2412-PASS

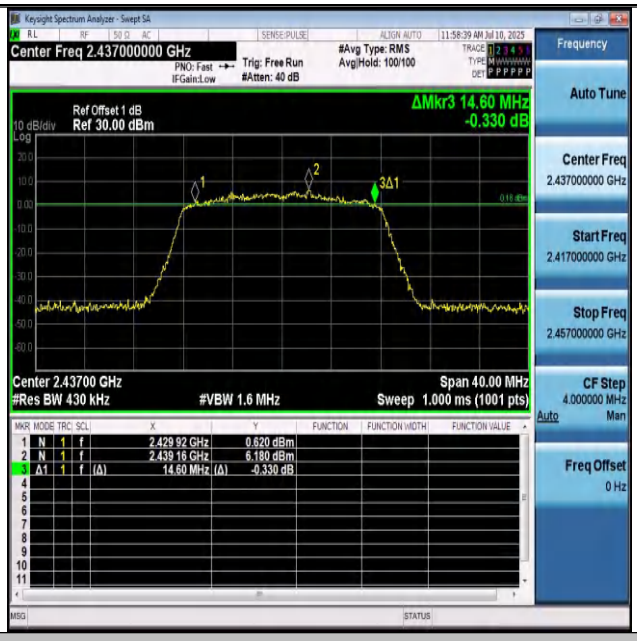

11G-Ant1-2437-PASS

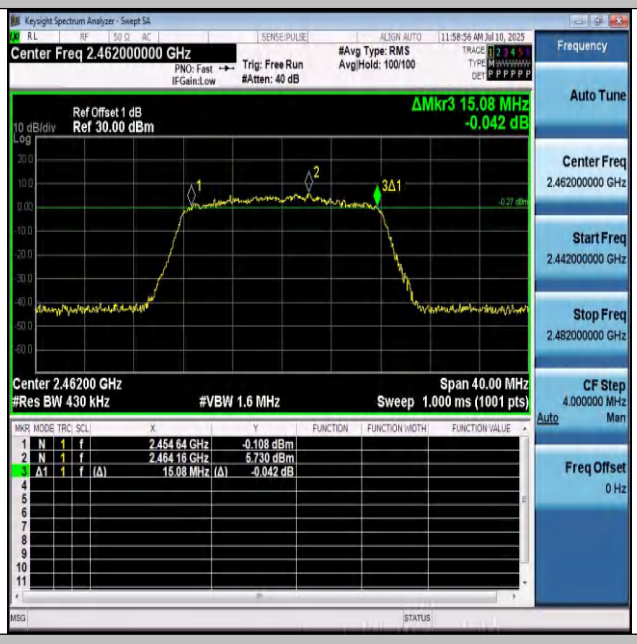

11G-Ant1-2462-PASS

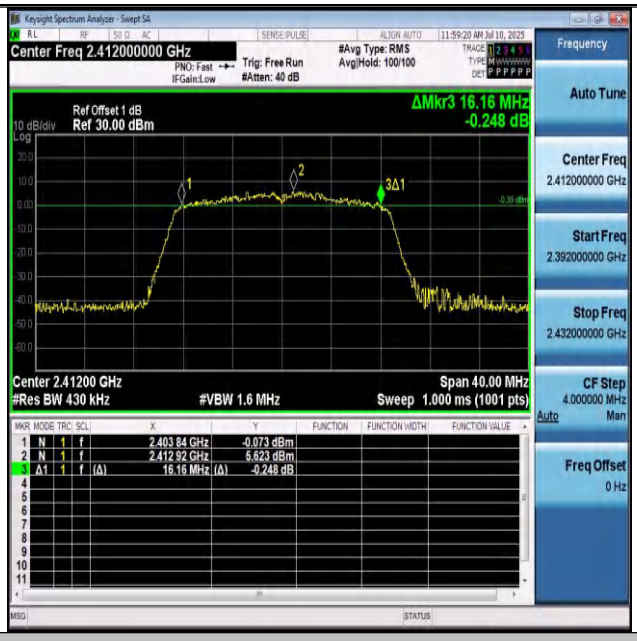

11N20SISO-Ant1-2412-PASS

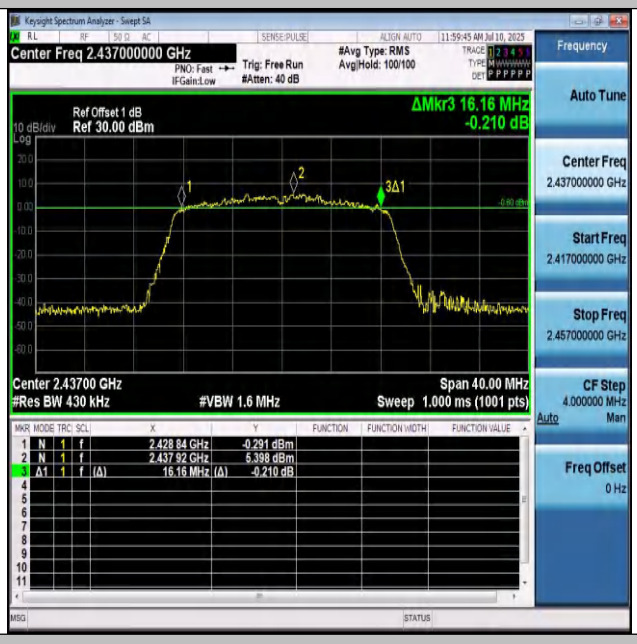

11N20SISO-Ant1-2437-PASS

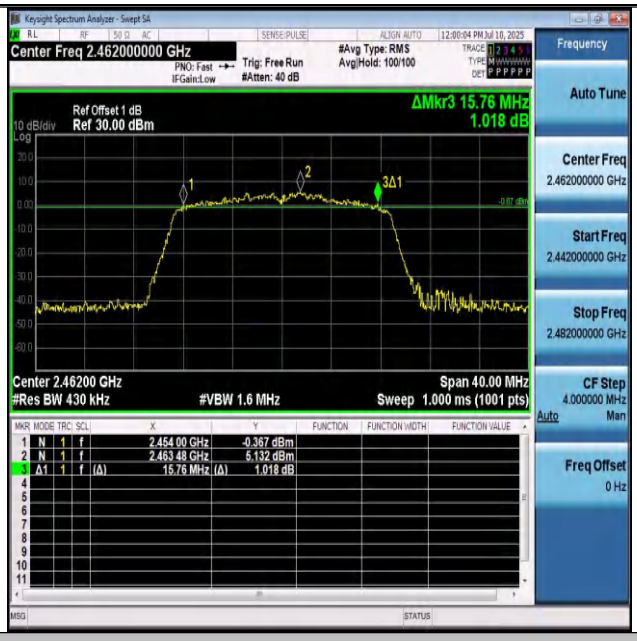

11N20SISO-Ant1-2462-PASS

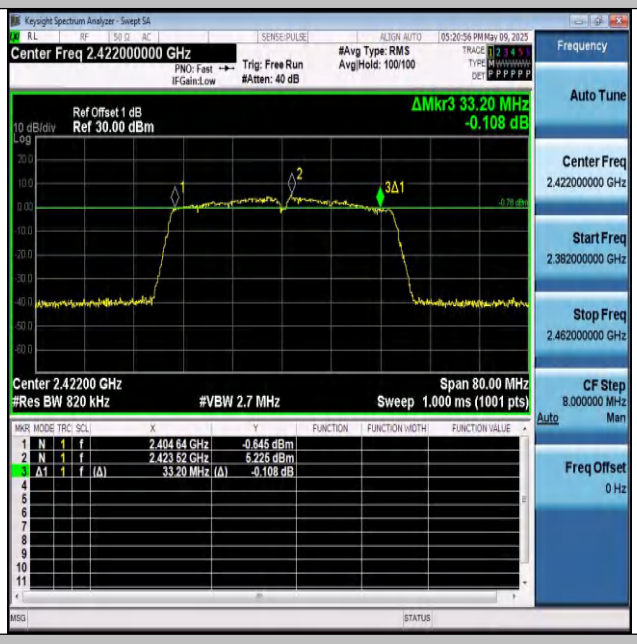

11N40SISO-Ant1-2422-PASS

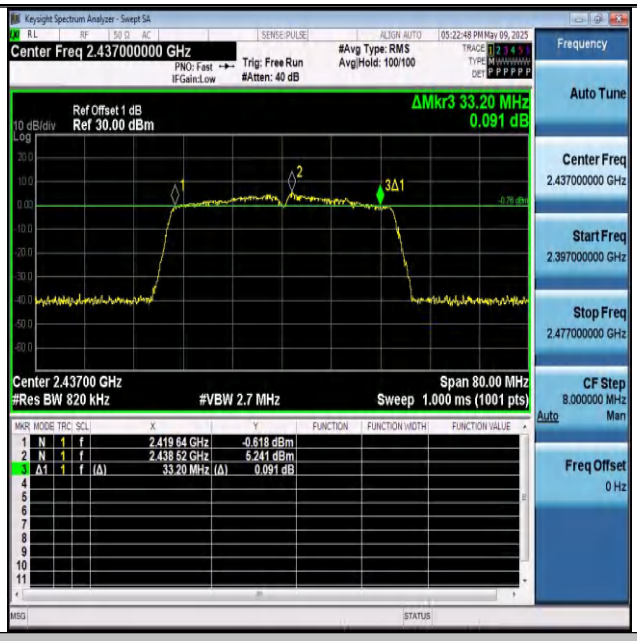

11N40SISO-Ant1-2437-PASS

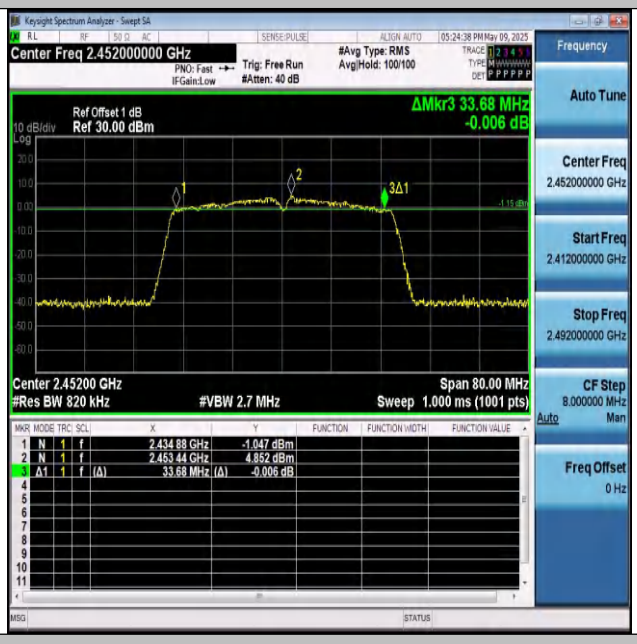

11N40SISO-Ant1-2452-PASS

Appendix B: 99% Occupied Bandwidth

Test Result

Test Mode	Antenna	Channel Frequency[MHz]	OCB [MHz]	FL[MHz]	FH[MHz]	Limit[MHz]	Verdict
11B	Ant1	2412	13.948	2405.0458	2418.9938	---	---
11B	Ant1	2437	13.937	2430.0440	2443.9810	---	---
11B	Ant1	2462	13.948	2455.0226	2468.9706	---	---
11G	Ant1	2412	16.219	2403.9242	2420.1432	---	---
11G	Ant1	2437	16.205	2428.9209	2445.1259	---	---
11G	Ant1	2462	16.193	2453.9297	2470.1227	---	---
11N20SISO	Ant1	2412	17.308	2403.3437	2420.6517	---	---
11N20SISO	Ant1	2437	17.321	2428.3514	2445.6724	---	---
11N20SISO	Ant1	2462	17.298	2453.3469	2470.6449	---	---
11N40SISO	Ant1	2422	35.731	2404.1773	2439.9083	---	---
11N40SISO	Ant1	2437	35.716	2419.1893	2454.9053	---	---
11N40SISO	Ant1	2452	35.690	2434.2468	2469.9368	---	---

Test Graphs

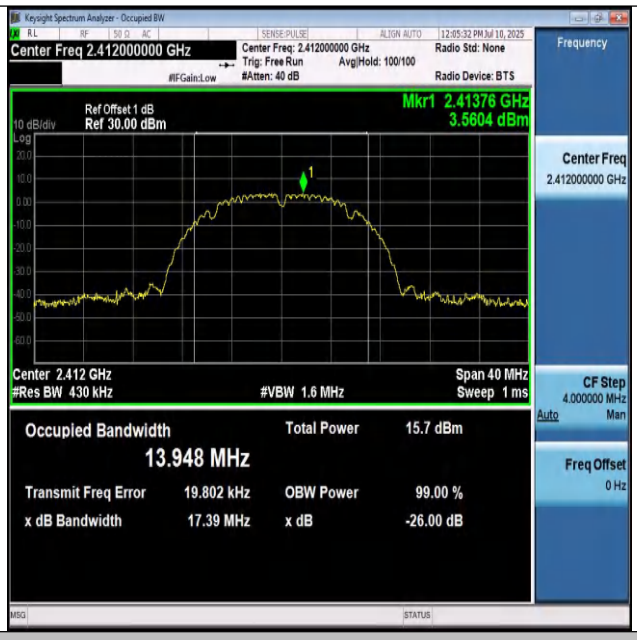

11B-Ant1-2412

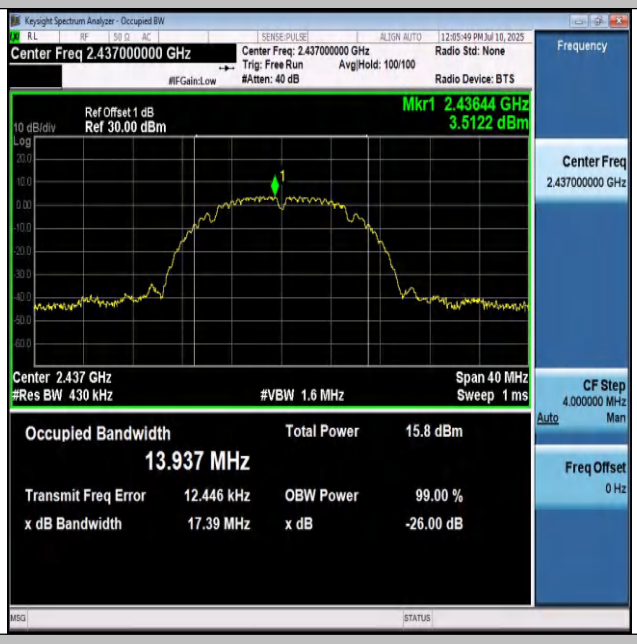

11B-Ant1-2437

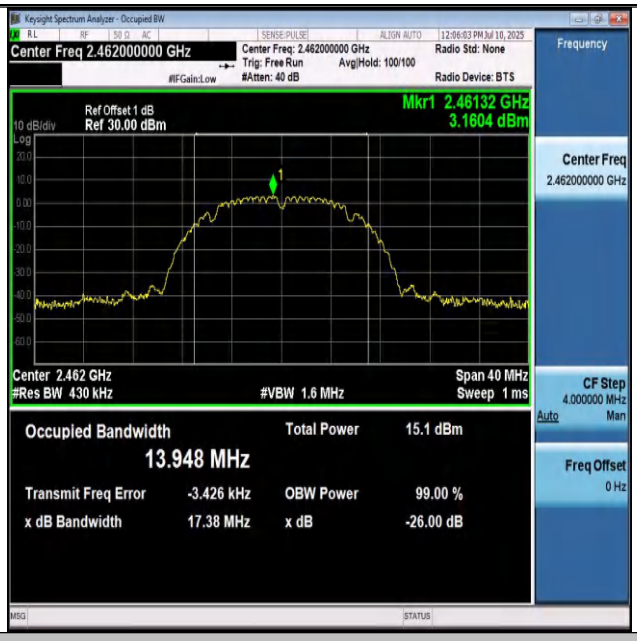

11B-Ant1-2462

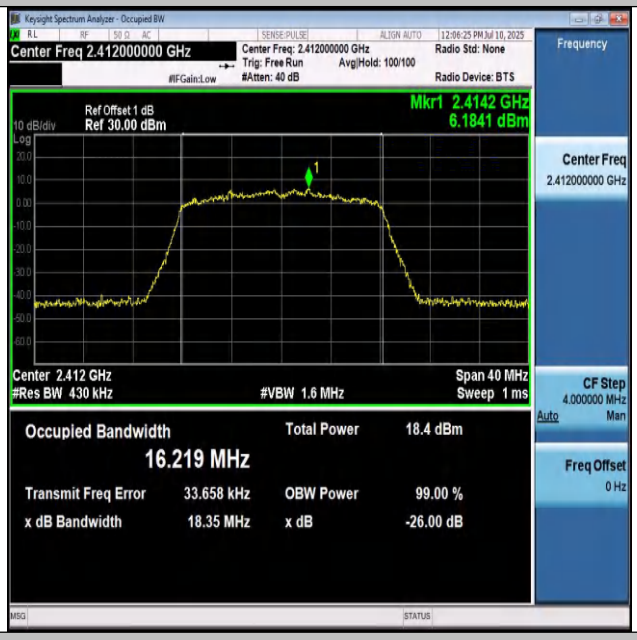

11G-Ant1-2412

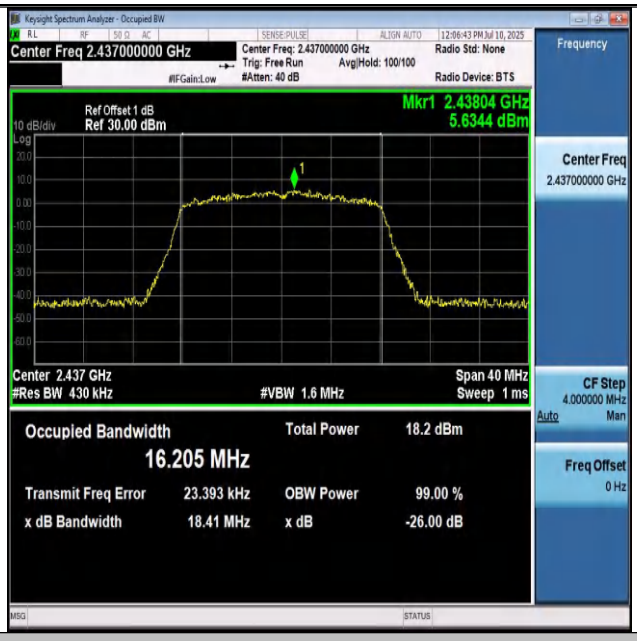

11G-Ant1-2437

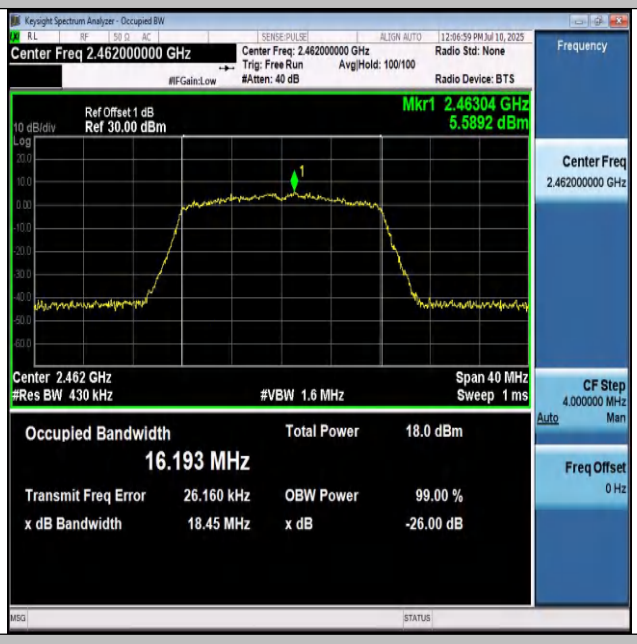

11G-Ant1-2462

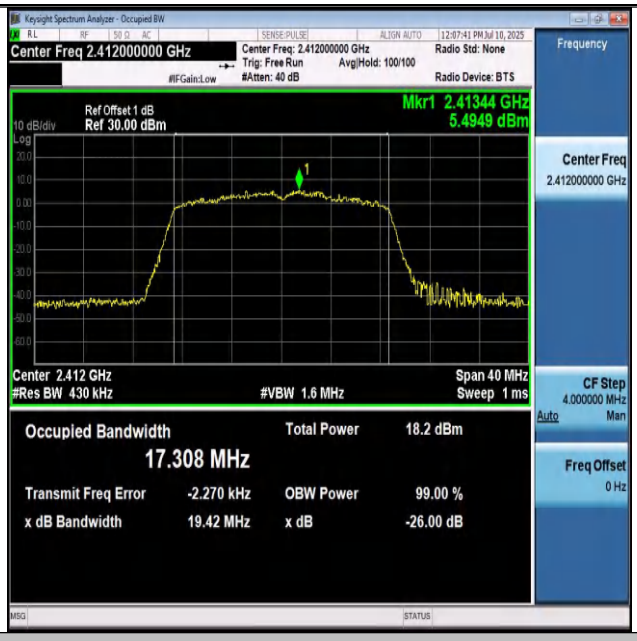

11N20SISO-Ant1-2412

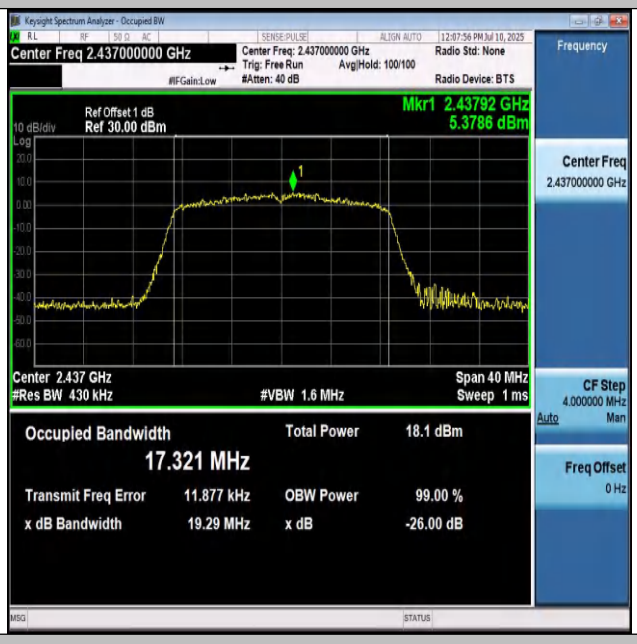

11N20SISO-Ant1-2437

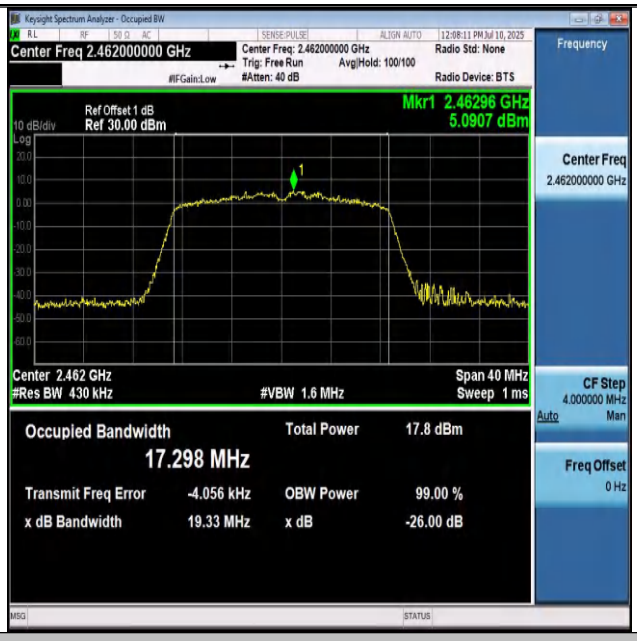

11N20SISO-Ant1-2462

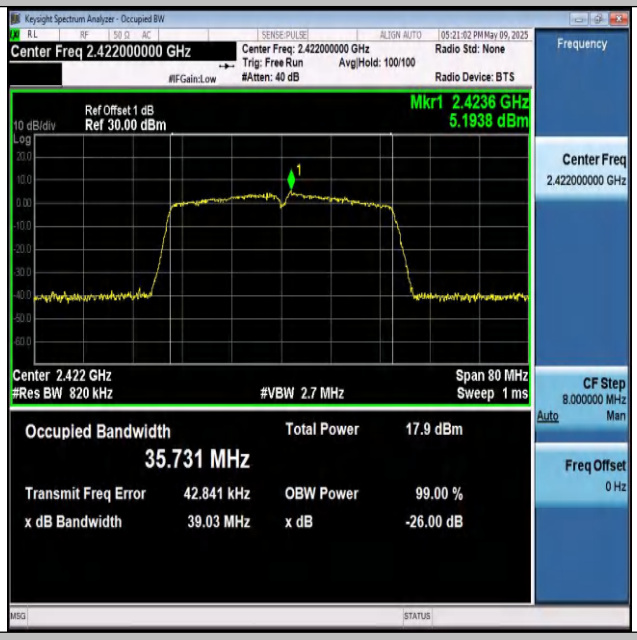

11N40SISO-Ant1-2422

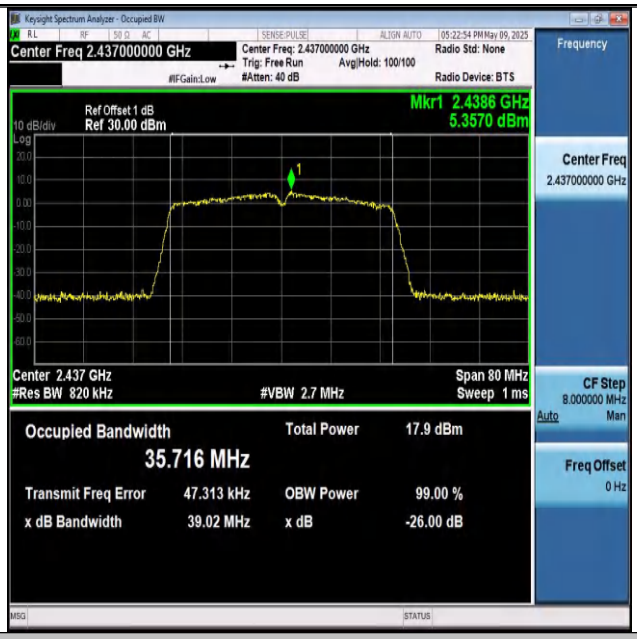

11N40SISO-Ant1-2437

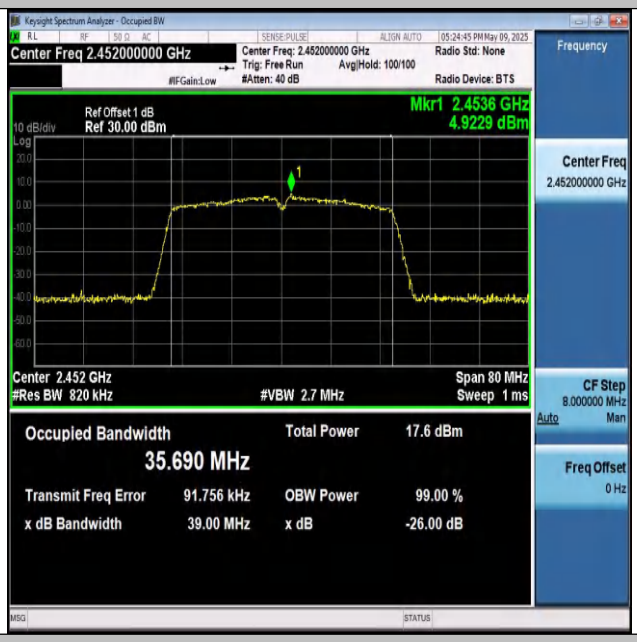

11N40SISO-Ant1-2452

Appendix C: Maximum conducted output power

Test Result Average

Test Mode	Antenna	Frequency [MHz]	Average power [dBm]	Duty Cycle [%]	DC Factor [dB]	Result [dBm]	Limit [dBm]	Verdict
11B	Ant1	2412	9.33	100.00	0.00	9.33	≤30.00	PASS
11B	Ant1	2437	9.42	100.00	0.00	9.42	≤30.00	PASS
11B	Ant1	2462	8.77	100.00	0.00	8.77	≤30.00	PASS
11G	Ant1	2412	9.04	100.00	0.00	9.04	≤30.00	PASS
11G	Ant1	2437	8.96	100.00	0.00	8.96	≤30.00	PASS
11G	Ant1	2462	8.49	100.00	0.00	8.49	≤30.00	PASS
11N20SISO	Ant1	2412	8.75	100.00	0.00	8.75	≤30.00	PASS
11N20SISO	Ant1	2437	8.60	100.00	0.00	8.60	≤30.00	PASS
11N20SISO	Ant1	2462	8.38	100.00	0.00	8.38	≤30.00	PASS
11N40SISO	Ant1	2422	10.77	100.00	0.00	10.77	≤30.00	PASS
11N40SISO	Ant1	2437	10.83	100.00	0.00	**10.83**	≤30.00	PASS
11N40SISO	Ant1	2452	10.46	100.00	0.00	10.46	≤30.00	PASS

Note：The Duty Cycle Factor(10*log(1/D)) and cable loss are compensated in the graph.

Test Graphs Average

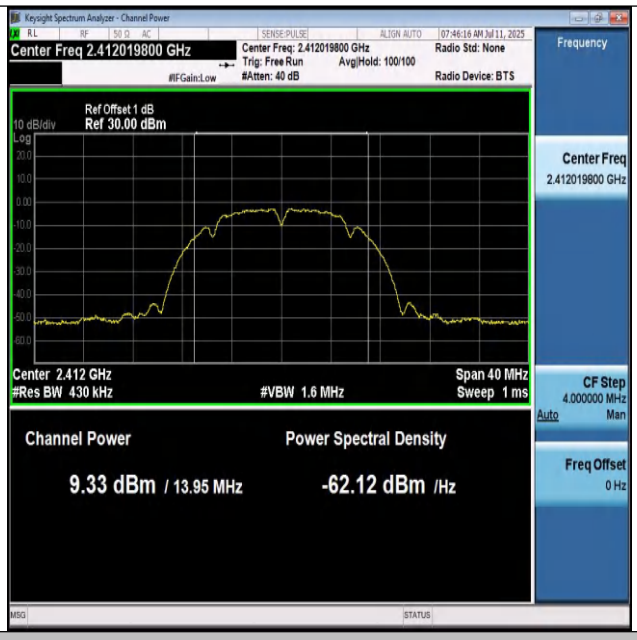

11B-Ant1-2412-PASS

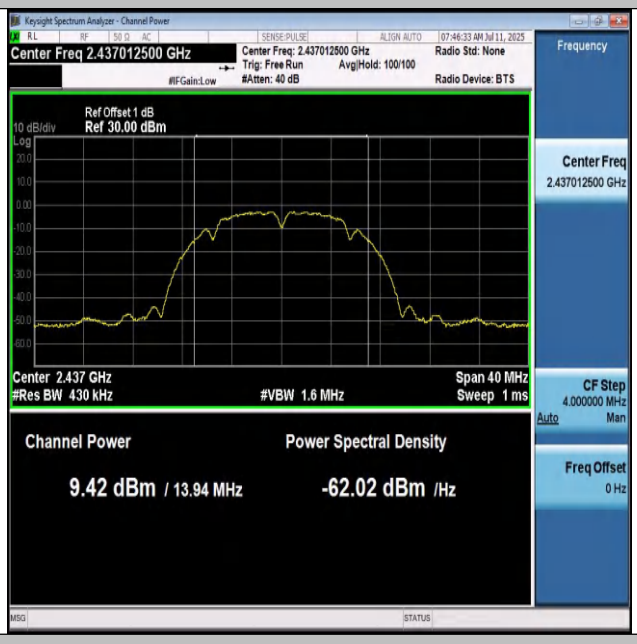

11B-Ant1-2437-PASS

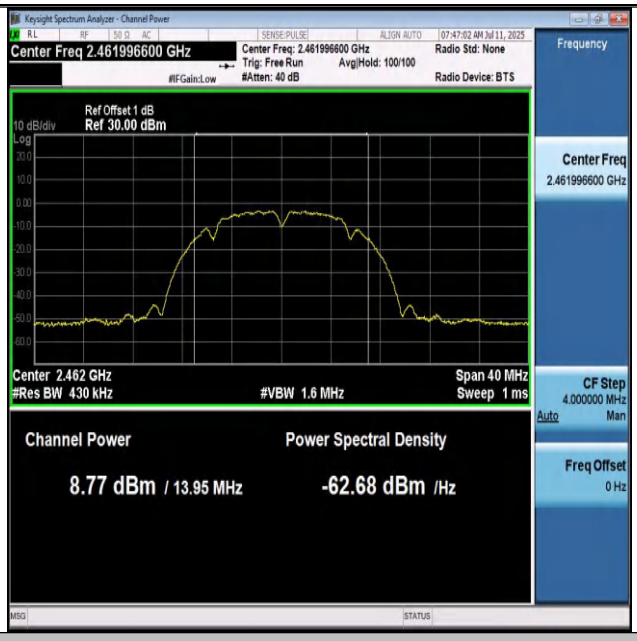

11B-Ant1-2462-PASS

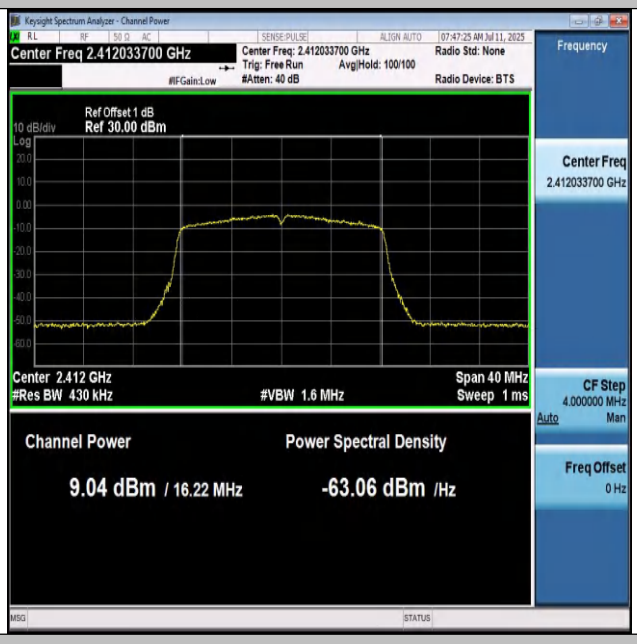

11G-Ant1-2412-PASS

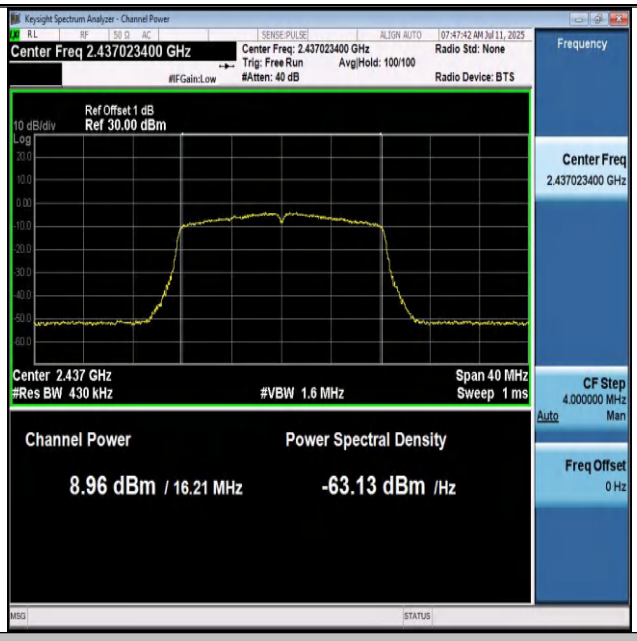

11G-Ant1-2437-PASS

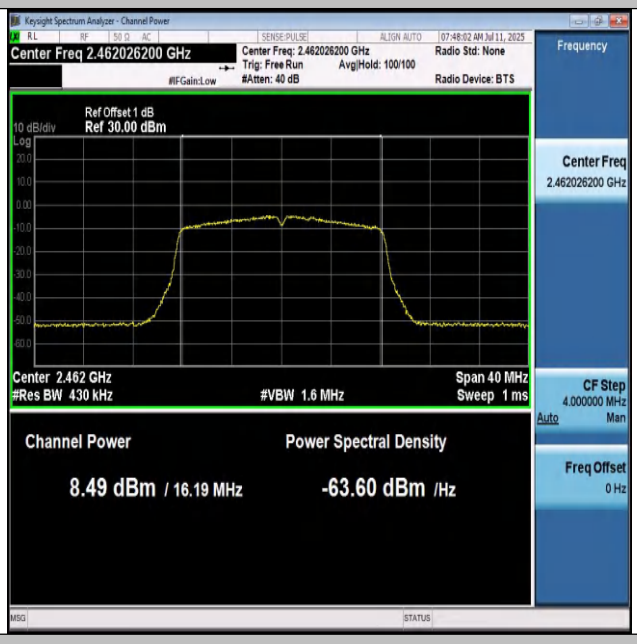

11G-Ant1-2462-PASS

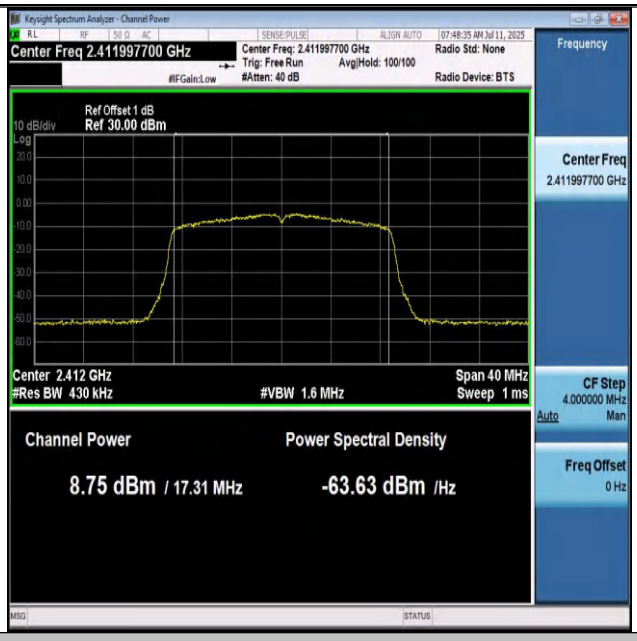

11N20SISO-Ant1-2412-PASS

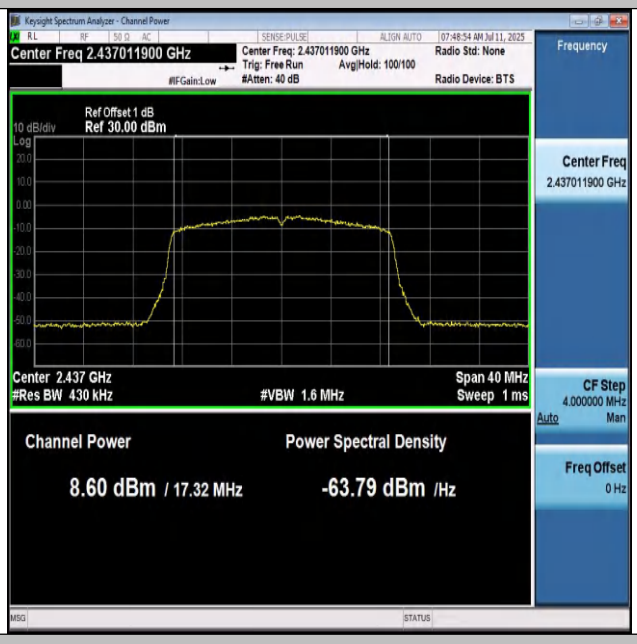

11N20SISO-Ant1-2437-PASS

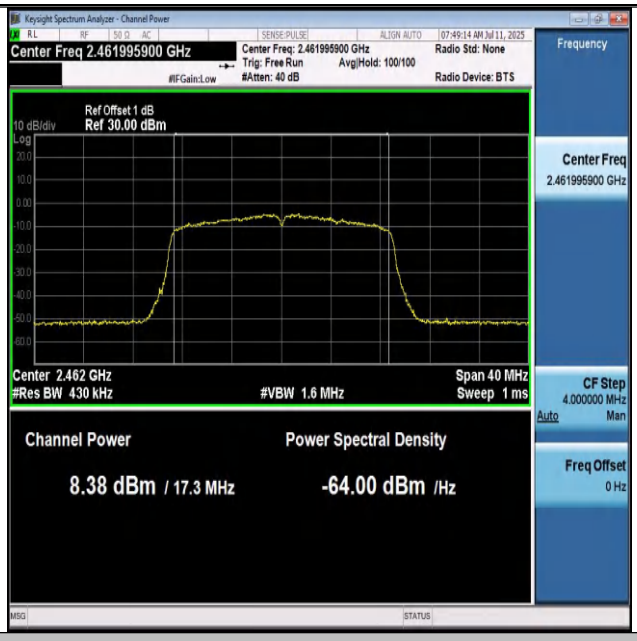

11N20SISO-Ant1-2462-PASS

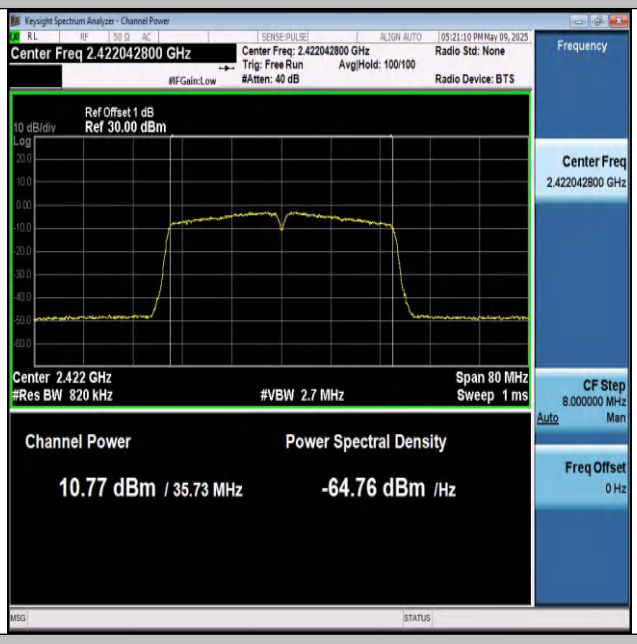

11N40SISO-Ant1-2422-PASS

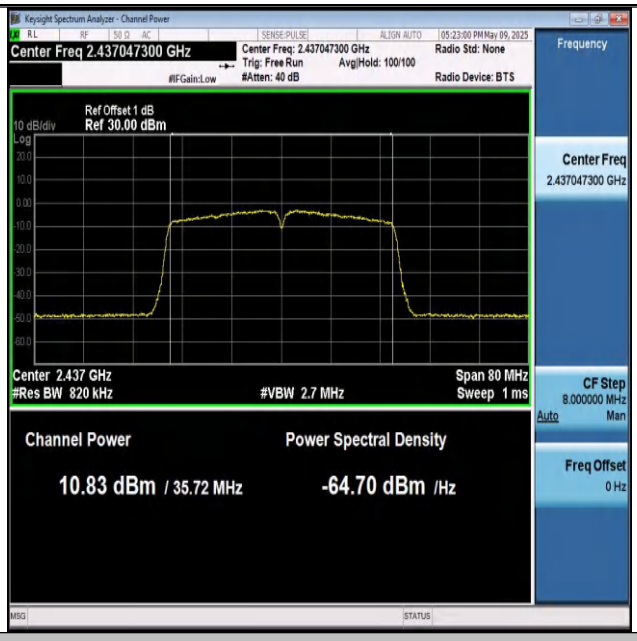

11N40SISO-Ant1-2437-PASS

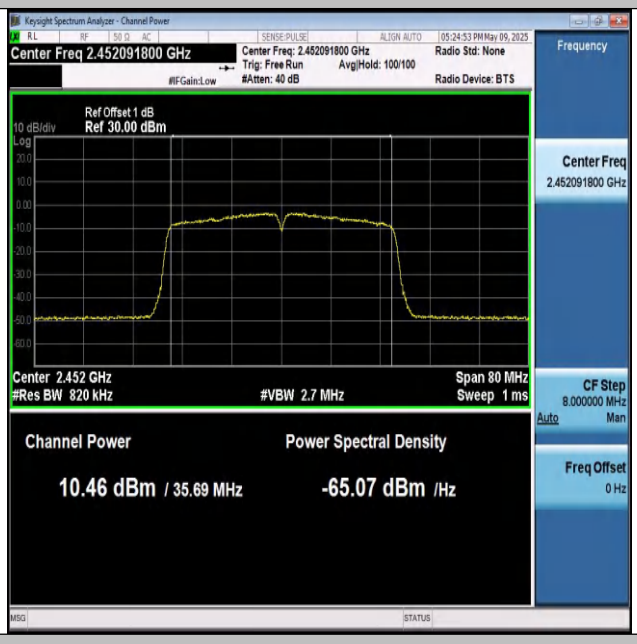

11N40SISO-Ant1-2452-PASS

Appendix D: Maximum power spectral density

Test Result

Test Mode	Antenna	Frequency [MHz]	Result [dBm/30kHz]	Result [dBm/3kHz]	Limit [dBm/3kHz]	Verdict
11B	Ant1	2437	-13.20	-23.2	≤8.00	PASS
11B	Ant1	2462	-13.50	-23.5	≤8.00	PASS
11G	Ant1	2412	-13.08	-23.08	≤8.00	PASS
11G	Ant1	2437	-12.23	-22.23	≤8.00	PASS
11G	Ant1	2462	-12.77	-22.77	≤8.00	PASS
11N20SISO	Ant1	2412	-12.29	-22.29	≤8.00	PASS
11N20SISO	Ant1	2437	-11.57	-21.57	≤8.00	PASS
11N20SISO	Ant1	2462	-12.51	-22.51	≤8.00	PASS
11N40SISO	Ant1	2422	-12.46	-22.46	≤8.00	PASS
11N40SISO	Ant1	2437	-13.03	-23.03	≤8.00	PASS
11N40SISO	Ant1	2452	-13.59	-23.59	≤8.00	PASS

Note：

1. The Duty Cycle Factor(10*log(1/D)) and cable loss are compensated in the graph.
2. PSD(dBm/3kHz)= PSD(dBm/30kHz)- (10*log(30/3))

Test Graphs

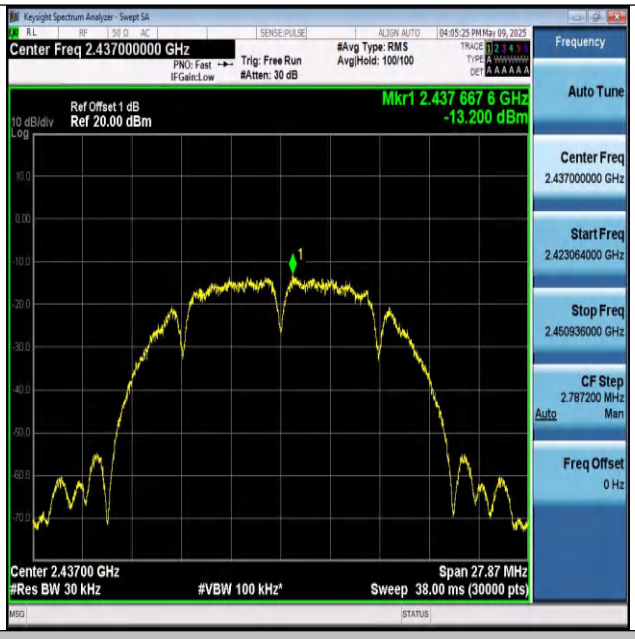

11B-Ant1-2437-PASS

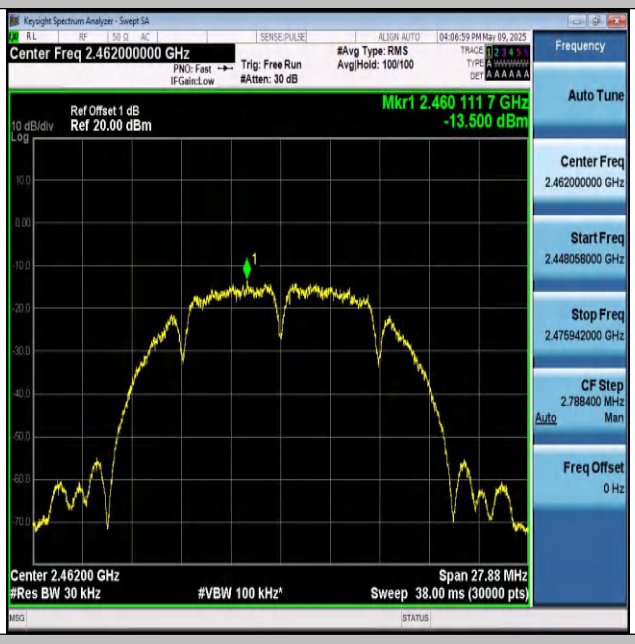

11B-Ant1-2462-PASS

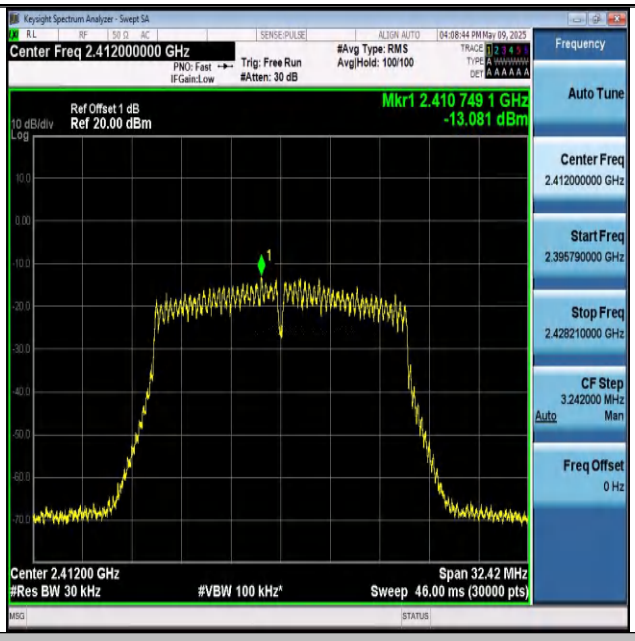

11G-Ant1-2412-PASS

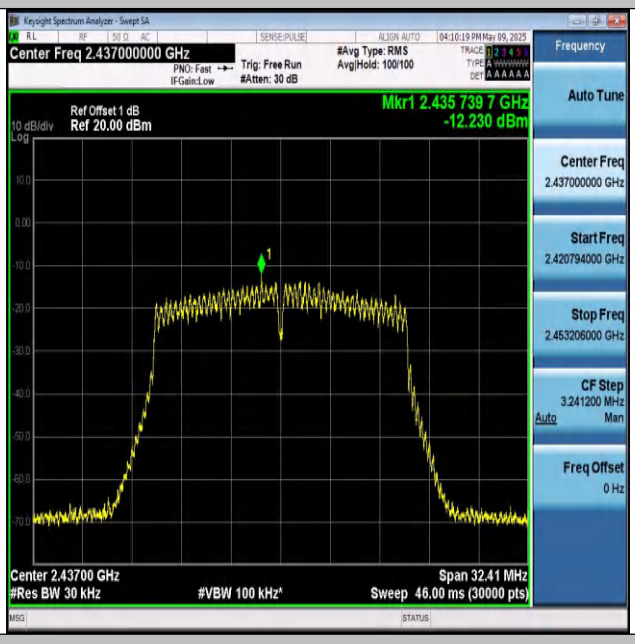

11G-Ant1-2437-PASS

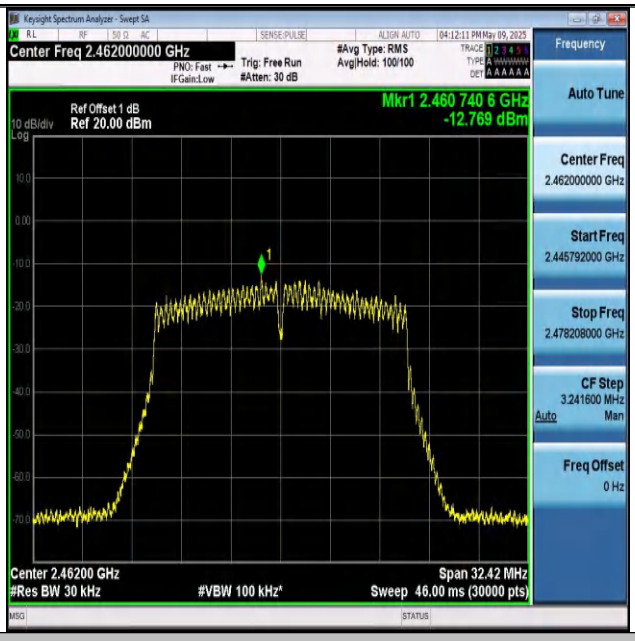

11G-Ant1-2462-PASS

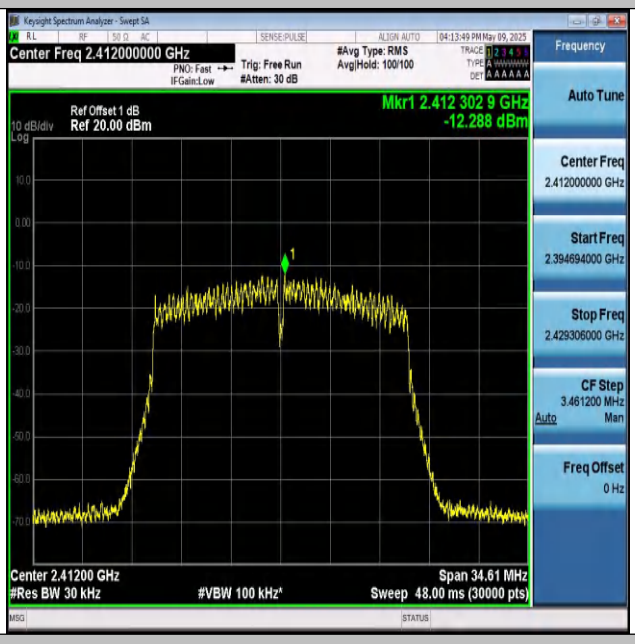

11N20SISO-Ant1-2412-PASS

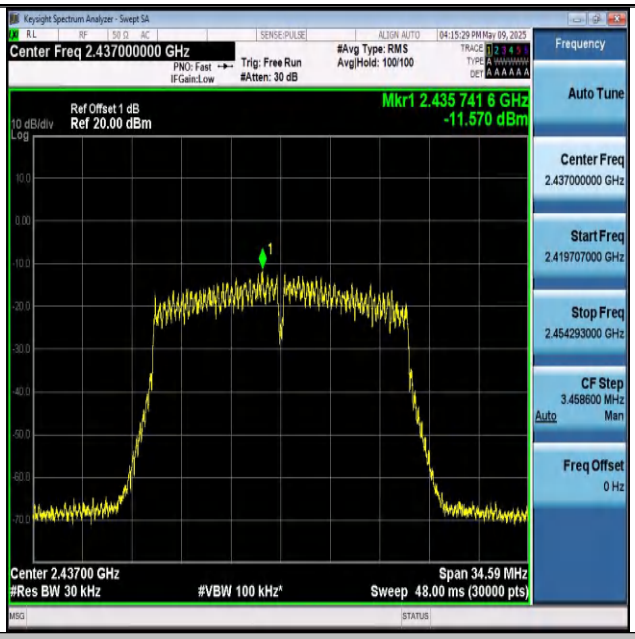

11N20SISO-Ant1-2437-PASS

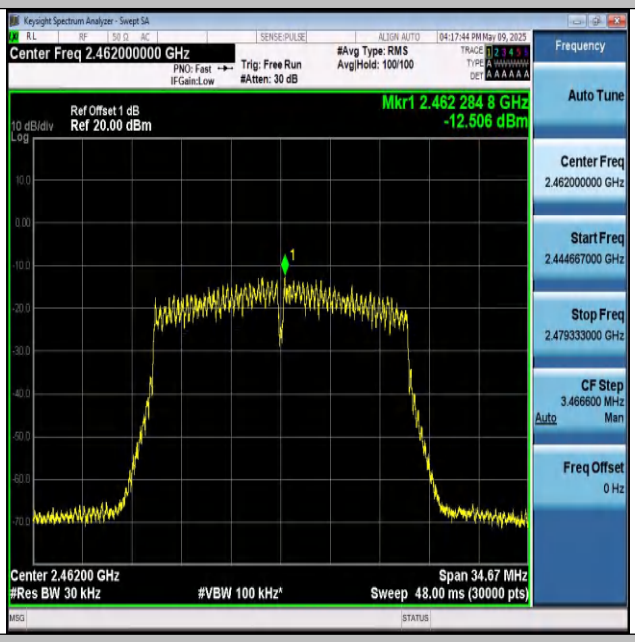

11N20SISO-Ant1-2462-PASS

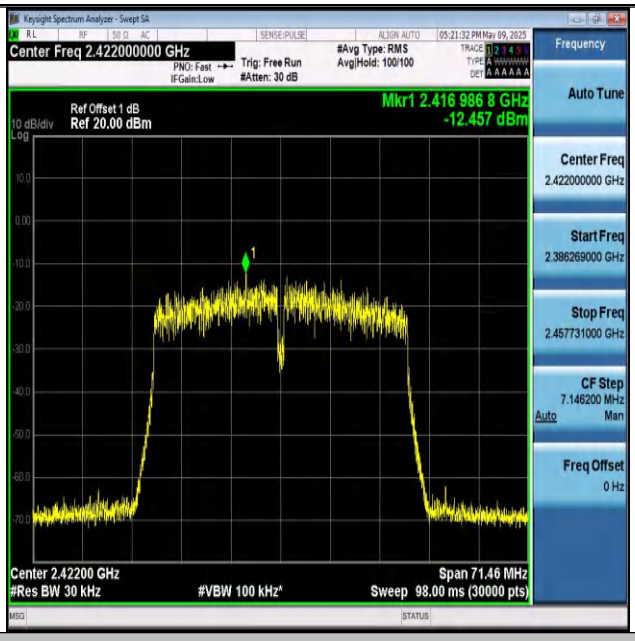

11N40SISO-Ant1-2422-PASS

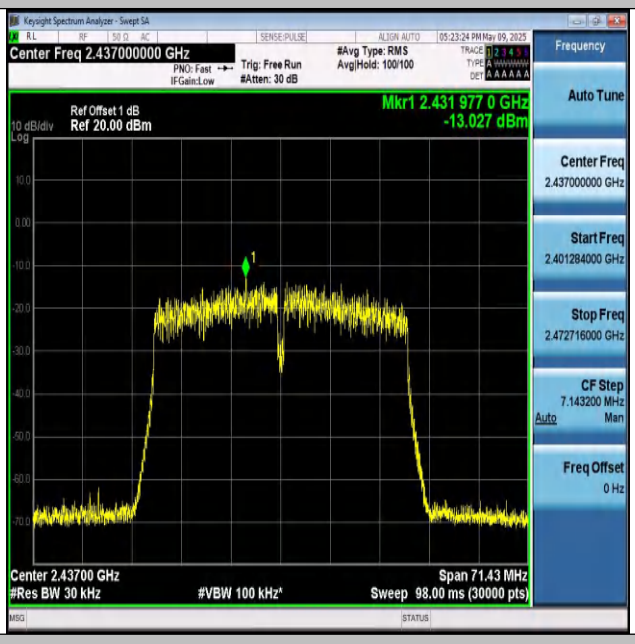

11N40SISO-Ant1-2437-PASS

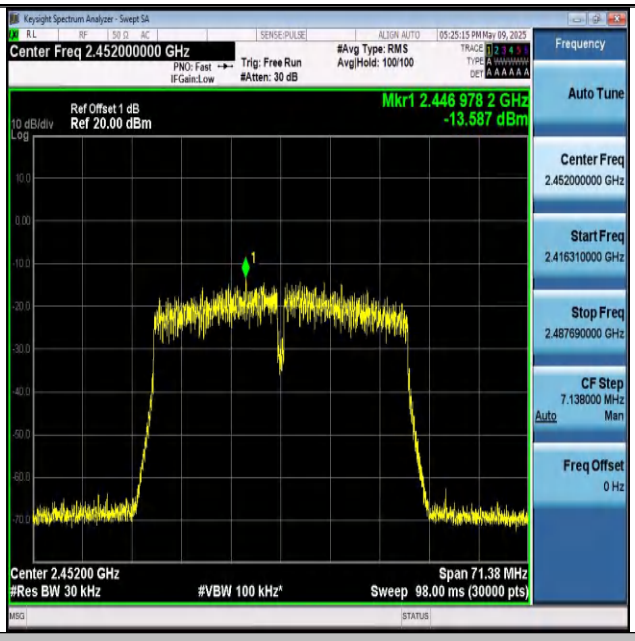

11N40SISO-Ant1-2452-PASS

Appendix E: Conducted Band edge

Test Result

Test Mode	Antenna	Ch. Name	Frequency [MHz]	Ref. Level [dBm]	Result[dBm]	Limit[dBm]	Verdict
11B	Ant1	Low	2412	-0.59	-45.39	≤-30.59	PASS
11B	Ant1	High	2462	-1.20	-55.6	≤-31.2	PASS
11G	Ant1	Low	2412	-0.67	-51.56	≤-30.67	PASS
11G	Ant1	High	2462	-0.95	-55	≤-30.95	PASS
11N20SISO	Ant1	Low	2412	0.51	-51.46	≤-29.49	PASS
11N20SISO	Ant1	High	2462	0.02	-53.64	≤-29.99	PASS
11N40SISO	Ant1	Low	2422	-1.56	-48.12	≤-31.56	PASS
11N40SISO	Ant1	High	2452	-1.80	-51.08	≤-31.8	PASS

Remark:Regarding the spurious emissions from 30MHz to 26.5GHz, the cable lose have been set in the 'offset' of the Spectrum Analyzer during the test.

Test Graphs

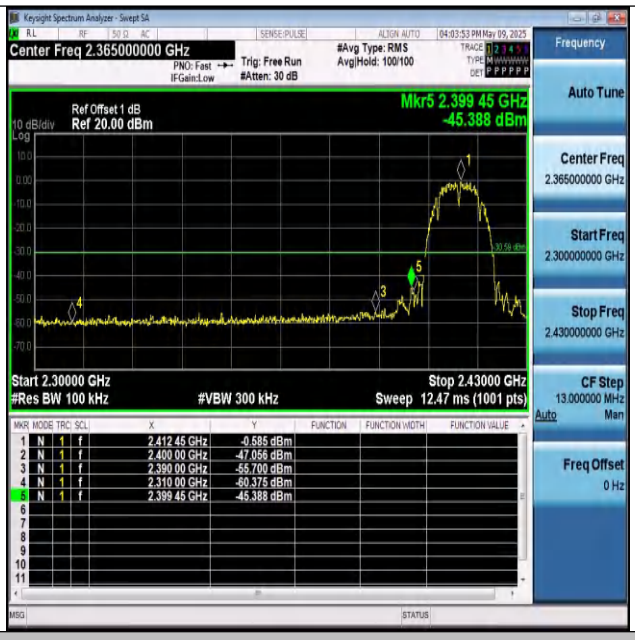

11B-Ant1-2412-PASS

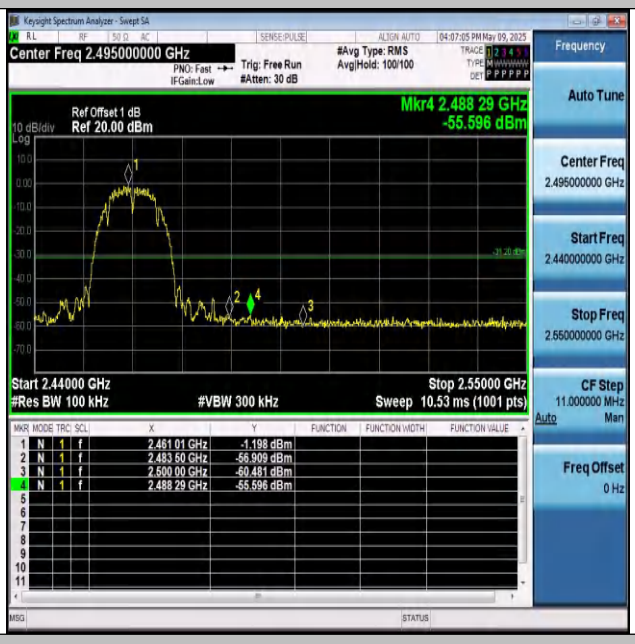

11B-Ant1-2462-PASS

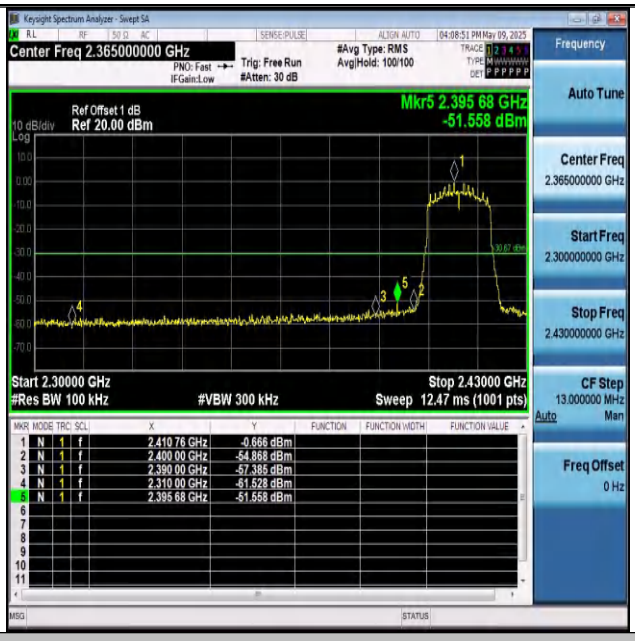

11G-Ant1-2412-PASS

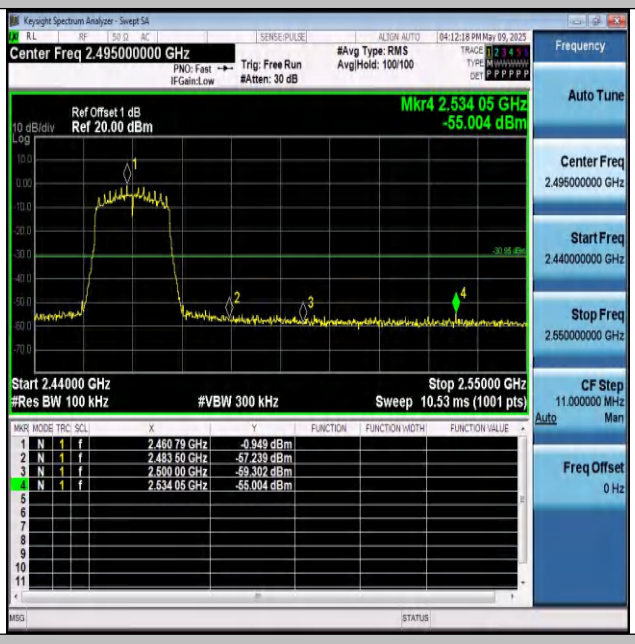

11G-Ant1-2462-PASS

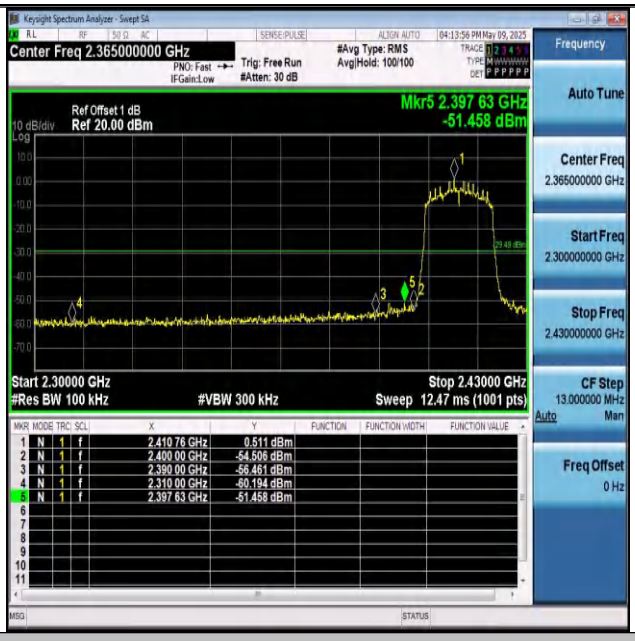

11N20SISO-Ant1-2412-PASS

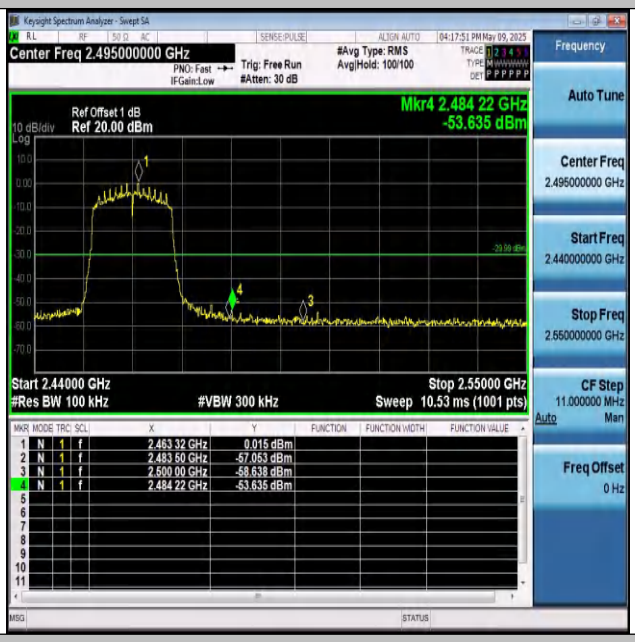

11N20SISO-Ant1-2462-PASS

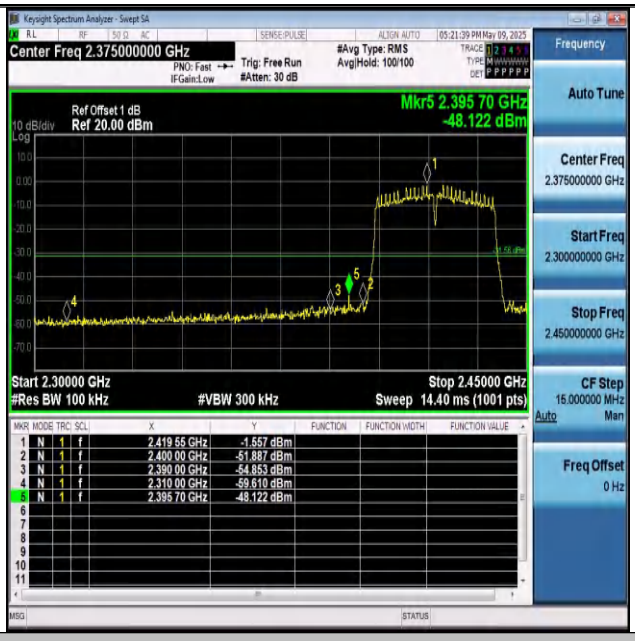

11N40SISO-Ant1-2422-PASS

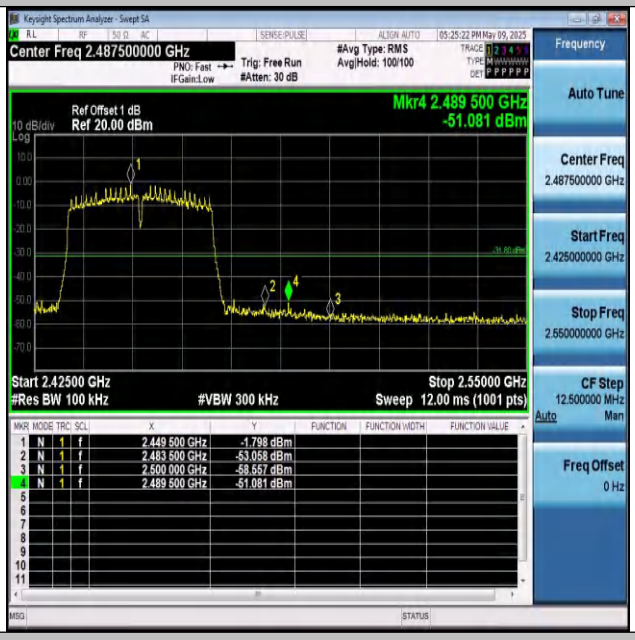

11N40SISO-Ant1-2452-PASS

Appendix F: Conducted Spurious Emission

Test Result

Test Mode	Antenna	Frequency [MHz]	Freq. Range [MHz]	Ref. Level [dBm]	Result [dBm]	Limit [dBm]	Verdict
11B	Ant1	2412	0~Reference	-0.30	-0.30	---	PASS
11B	Ant1	2412	30~1000	-0.30	-68.33	≤-30.3	PASS
11B	Ant1	2412	1000~26500	-0.30	-53.31	≤-30.3	PASS
11B	Ant1	2437	0~Reference	-0.59	-0.59	---	PASS
11B	Ant1	2437	30~1000	-0.59	-68.59	≤-30.59	PASS
11B	Ant1	2437	1000~26500	-0.59	-52.52	≤-30.59	PASS
11B	Ant1	2462	0~Reference	-1.54	-1.54	---	PASS
11B	Ant1	2462	30~1000	-1.54	-67.45	≤-31.54	PASS
11B	Ant1	2462	1000~26500	-1.54	-53.13	≤-31.54	PASS
11G	Ant1	2412	0~Reference	-0.51	-0.51	---	PASS
11G	Ant1	2412	30~1000	-0.51	-68.42	≤-30.51	PASS
11G	Ant1	2412	1000~26500	-0.51	-53.6	≤-30.51	PASS
11G	Ant1	2437	0~Reference	-0.61	-0.61	---	PASS
11G	Ant1	2437	30~1000	-0.61	-68.46	≤-30.61	PASS
11G	Ant1	2437	1000~26500	-0.61	-50.35	≤-30.61	PASS
11G	Ant1	2462	0~Reference	-1.07	-1.07	---	PASS
11G	Ant1	2462	30~1000	-1.07	-68.17	≤-31.07	PASS
11G	Ant1	2462	1000~26500	-1.07	-53.47	≤-31.07	PASS
11N20SISO	Ant1	2412	0~Reference	0.63	0.63	---	PASS
11N20SISO	Ant1	2412	30~1000	0.63	-68.89	≤-29.37	PASS
11N20SISO	Ant1	2412	1000~26500	0.63	-53.83	≤-29.37	PASS
11N20SISO	Ant1	2437	0~Reference	-0.12	-0.12	---	PASS
11N20SISO	Ant1	2437	30~1000	-0.12	-67.73	≤-30.12	PASS
11N20SISO	Ant1	2437	1000~26500	-0.12	-53.6	≤-30.12	PASS
11N20SISO	Ant1	2462	0~Reference	0.05	0.05	---	PASS
11N20SISO	Ant1	2462	30~1000	0.05	-68.09	≤-29.95	PASS
11N20SISO	Ant1	2462	1000~26500	0.05	-53.46	≤-29.95	PASS
11N40SISO	Ant1	2422	0~Reference	-2.24	-2.24	---	PASS
11N40SISO	Ant1	2422	30~1000	-2.24	-67.8	≤-32.24	PASS
11N40SISO	Ant1	2422	1000~26500	-2.24	-53.52	≤-32.24	PASS
11N40SISO	Ant1	2437	0~Reference	-2.64	-2.64	---	PASS
11N40SISO	Ant1	2437	30~1000	-2.64	-68.08	≤-32.64	PASS
11N40SISO	Ant1	2437	1000~26500	-2.64	-53.52	≤-32.64	PASS
11N40SISO	Ant1	2452	0~Reference	-3.29	-3.29	---	PASS
11N40SISO	Ant1	2452	30~1000	-3.29	-68.12	≤-33.29	PASS
11N40SISO	Ant1	2452	1000~26500	-3.29	-53.34	≤-33.29	PASS

Remark:Regarding the spurious emissions from 30MHz to 26.5GHz, the cable lose and attenuator factors have been set in the 'Input Correction' of the Spectrum Analyzer during the test.

Test Graphs

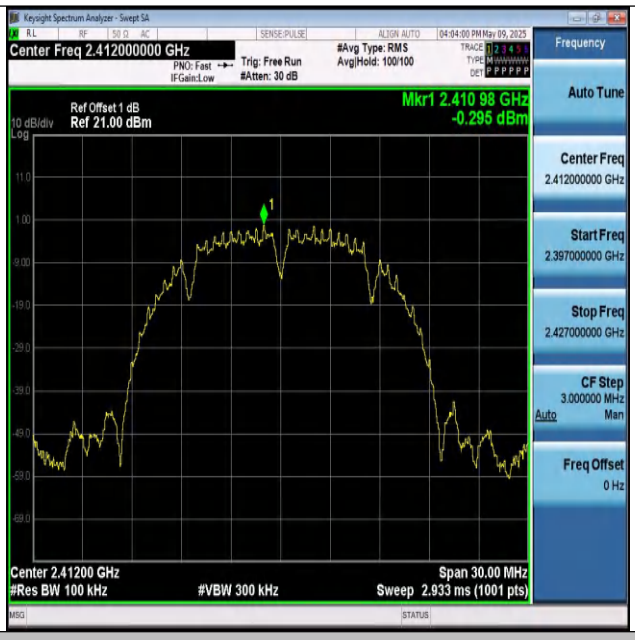

11B-Ant1-2412-0~Reference-PASS

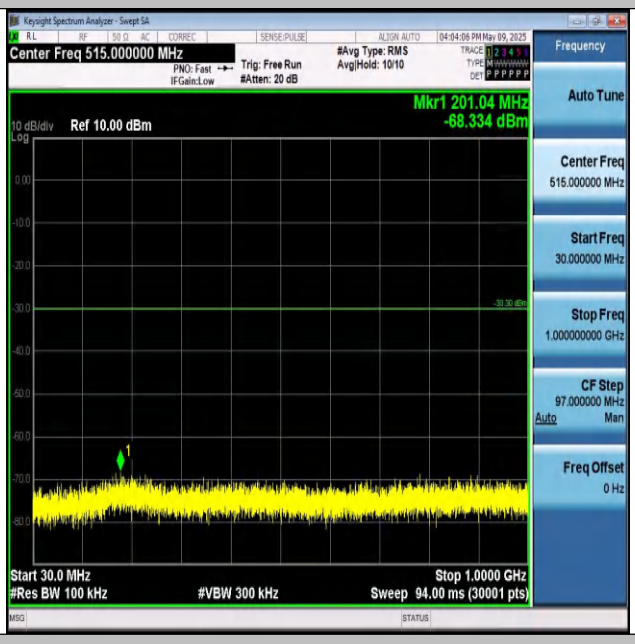

11B-Ant1-2412-30~1000-PASS

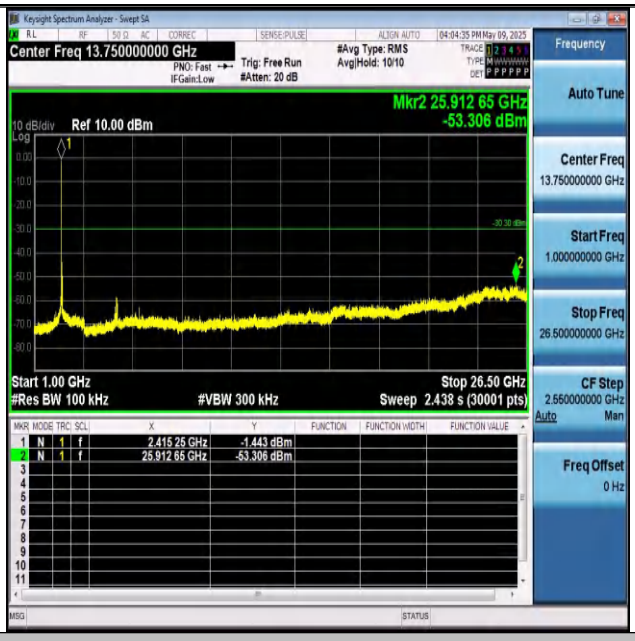

11B-Ant1-2412-1000~26500-PASS

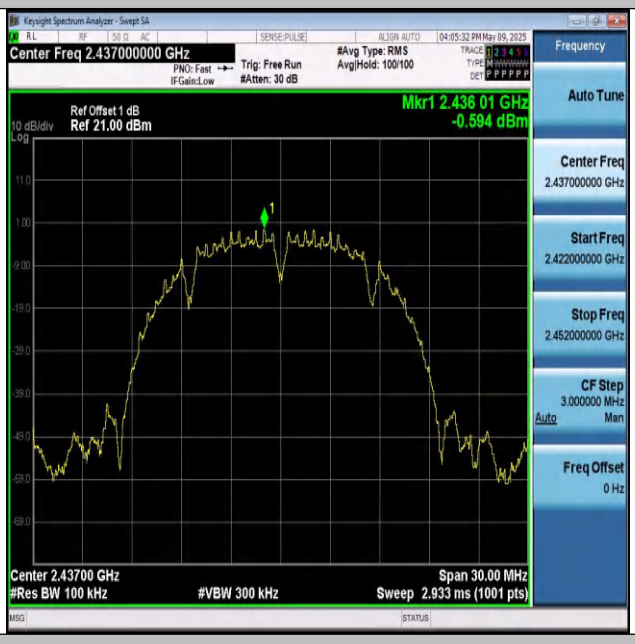

11B-Ant1-2437-0~Reference-PASS

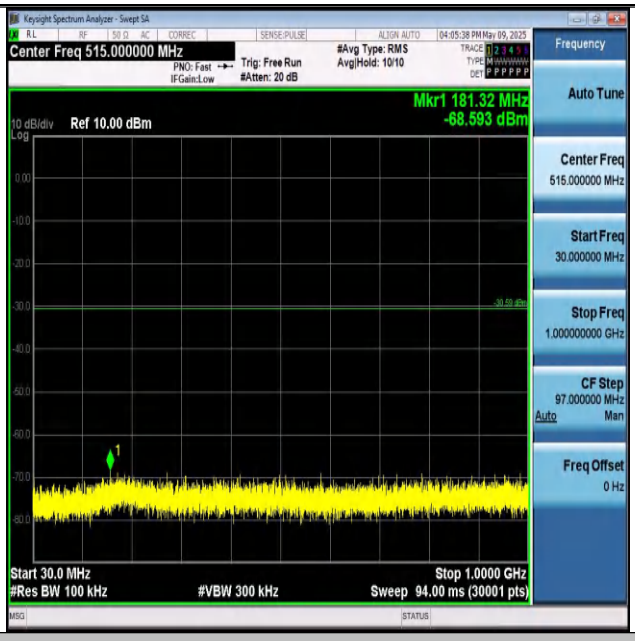

11B-Ant1-2437-30~1000-PASS

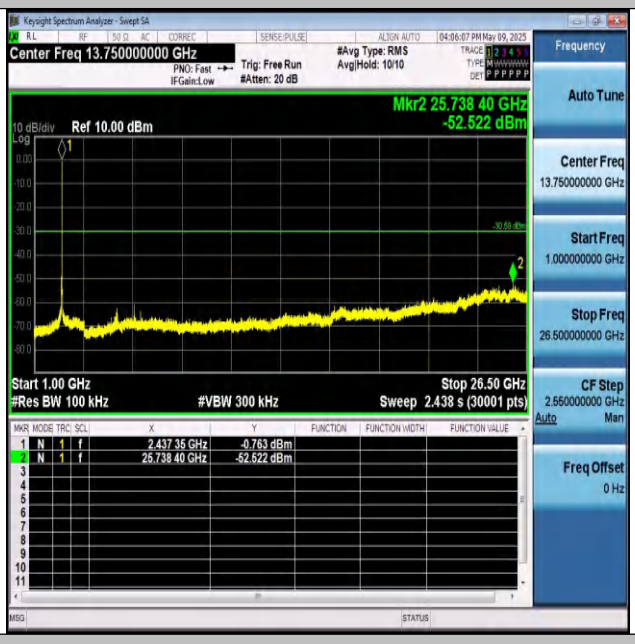

11B-Ant1-2437-1000~26500-PASS

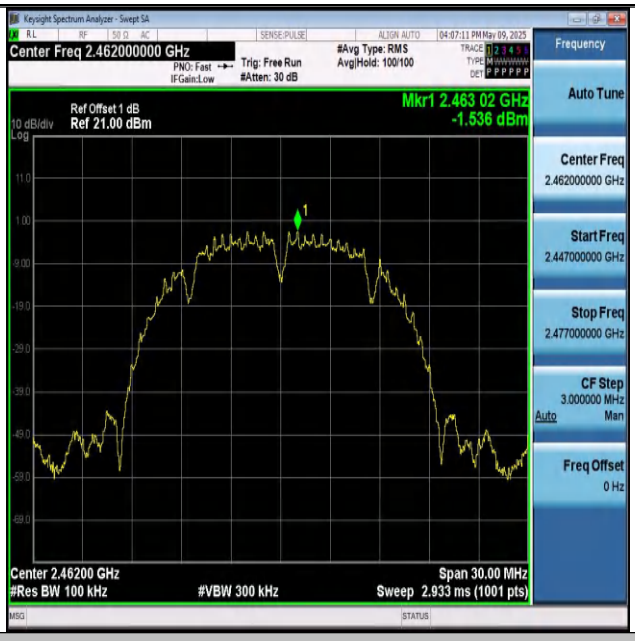

11B-Ant1-2462-0~Reference-PASS

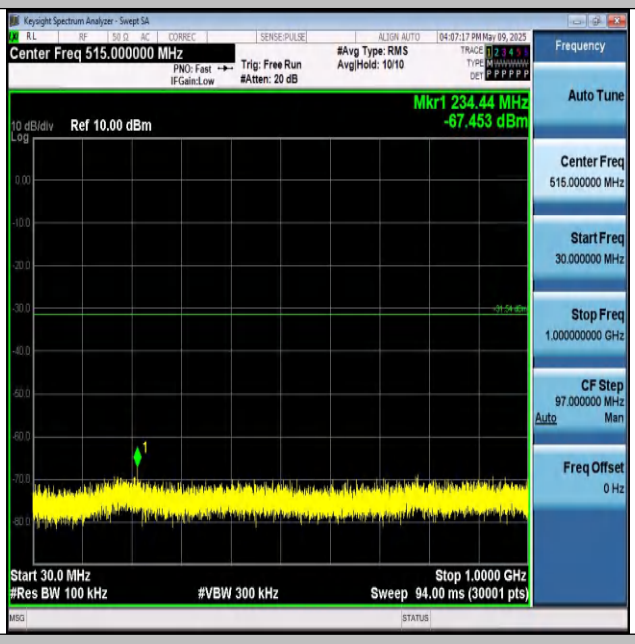

11B-Ant1-2462-30~1000-PASS

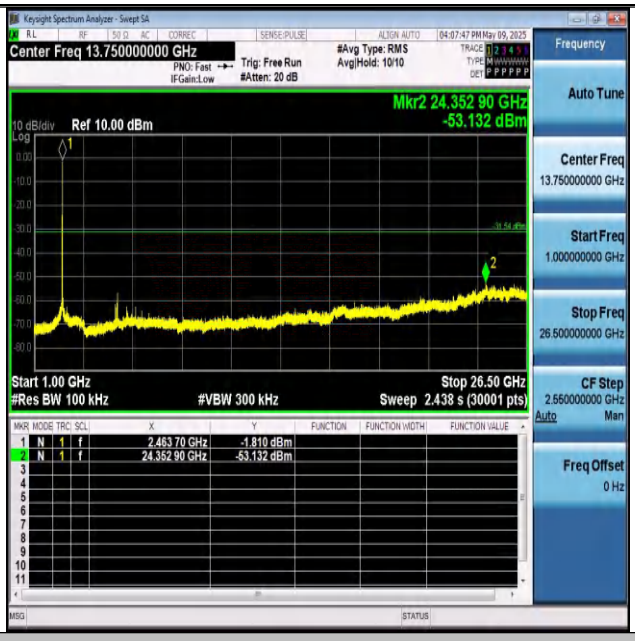

11B-Ant1-2462-1000~26500-PASS

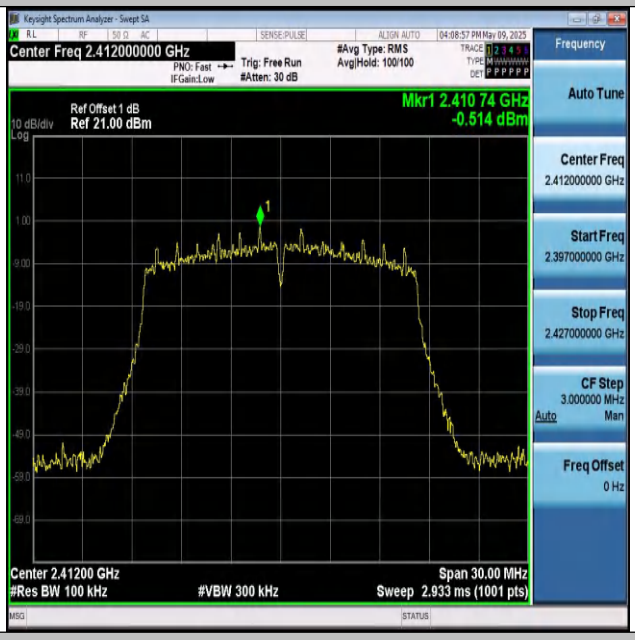

11G-Ant1-2412-0~Reference-PASS

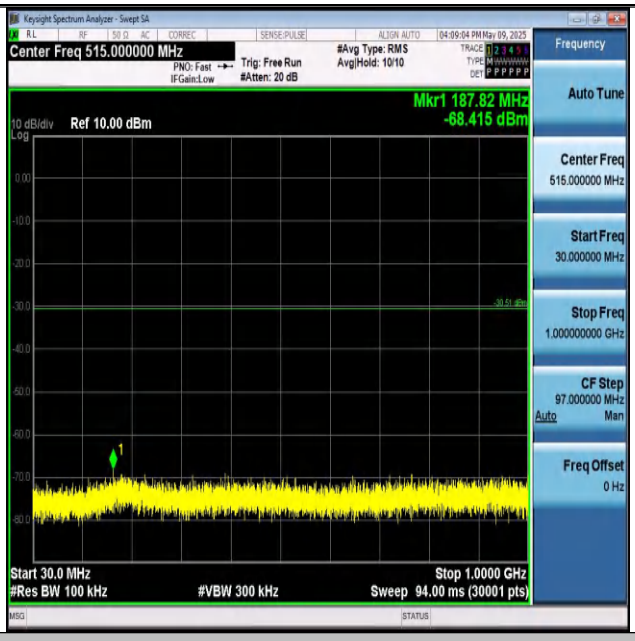

11G-Ant1-2412-30~1000-PASS

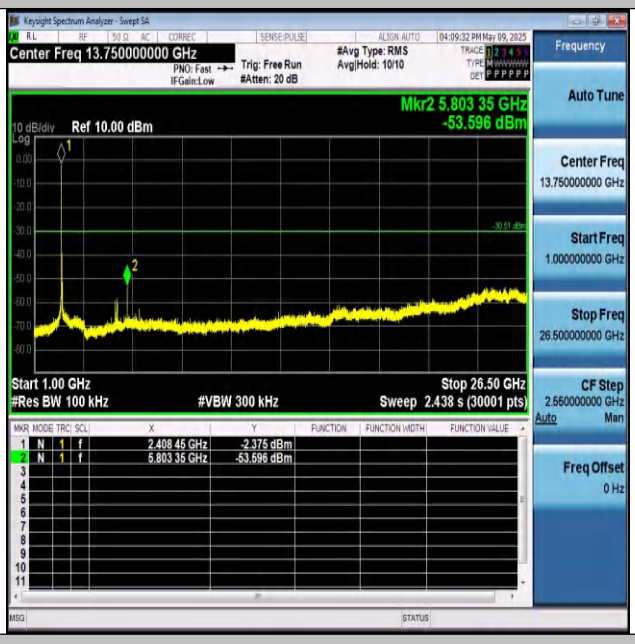

11G-Ant1-2412-1000~26500-PASS

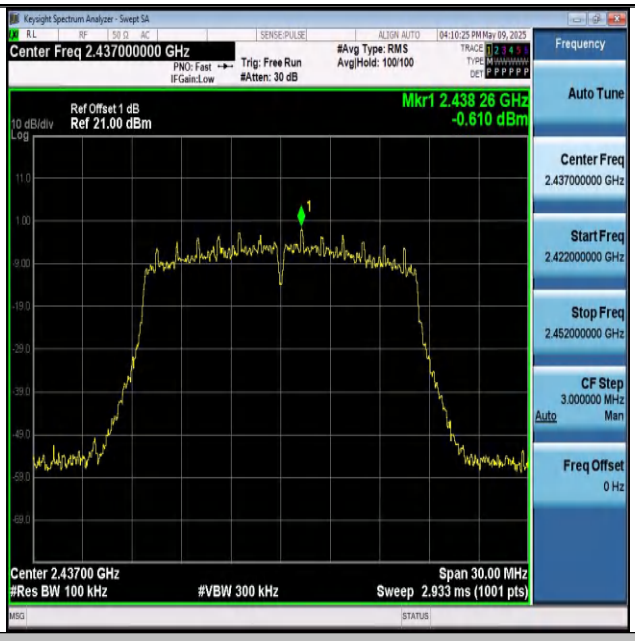

11G-Ant1-2437-0~Reference-PASS

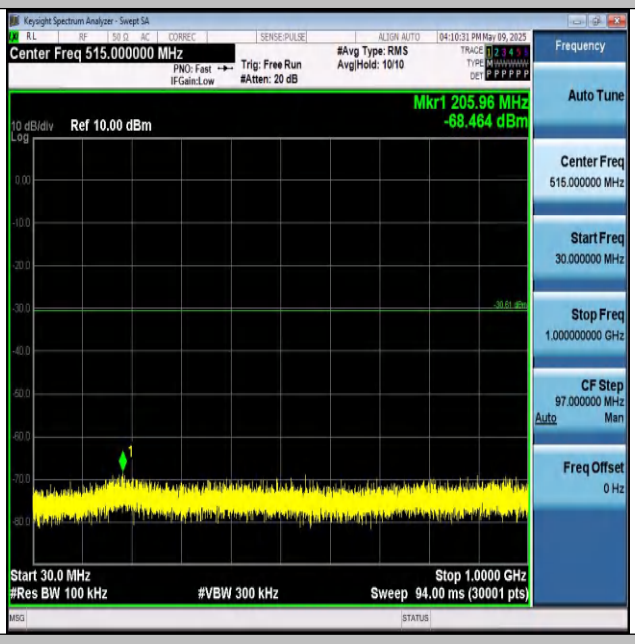

11G-Ant1-2437-30~1000-PASS

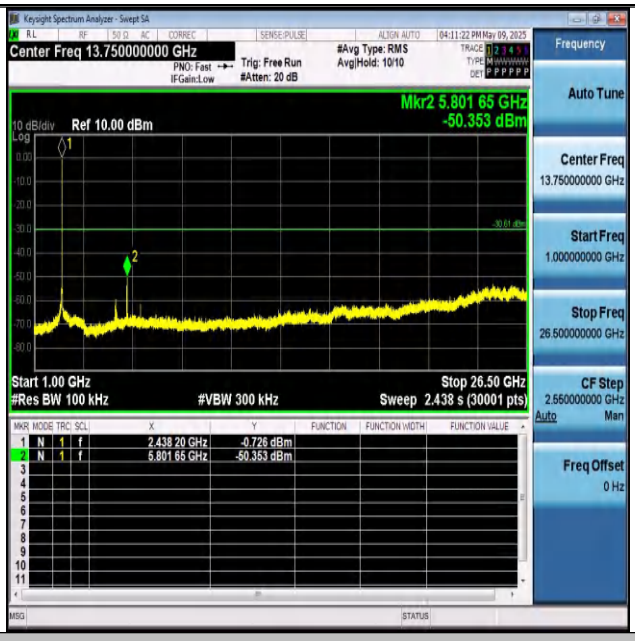

11G-Ant1-2437-1000~26500-PASS

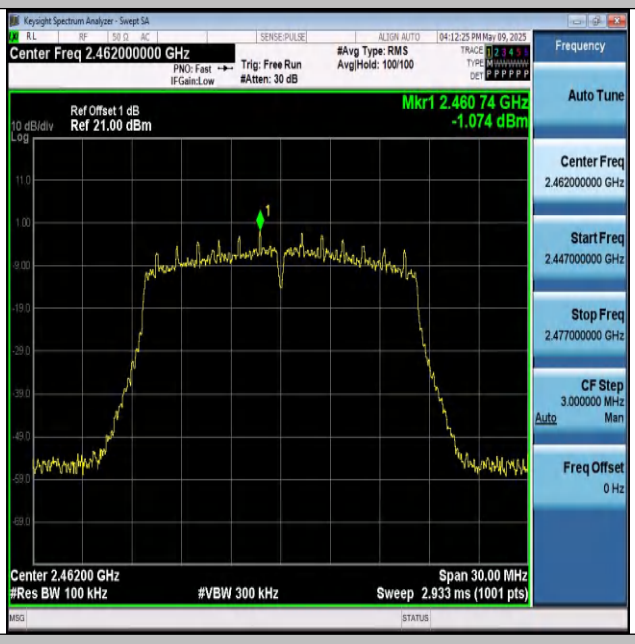

11G-Ant1-2462-0~Reference-PASS

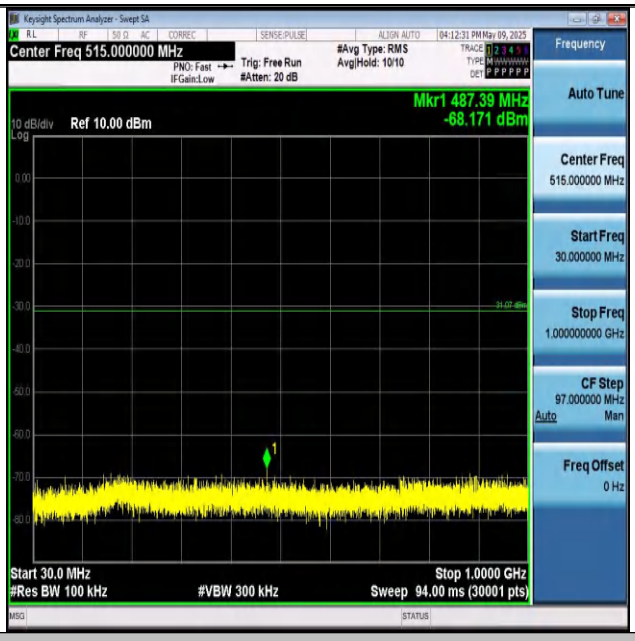

11G-Ant1-2462-30~1000-PASS

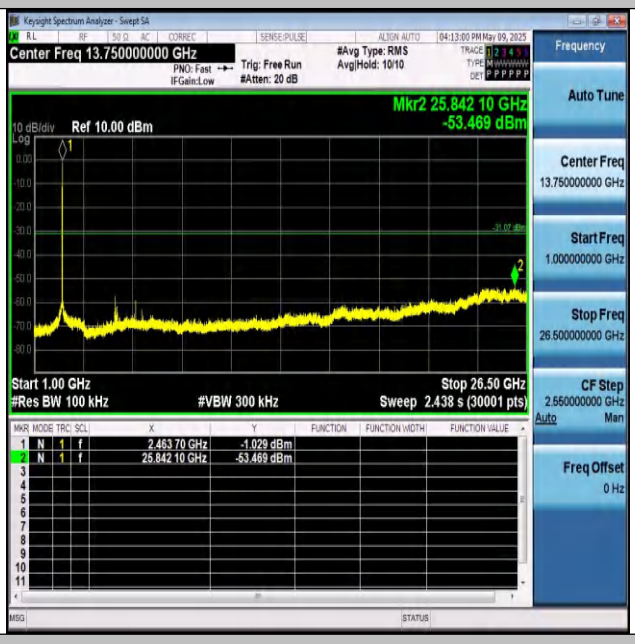

11G-Ant1-2462-1000~26500-PASS

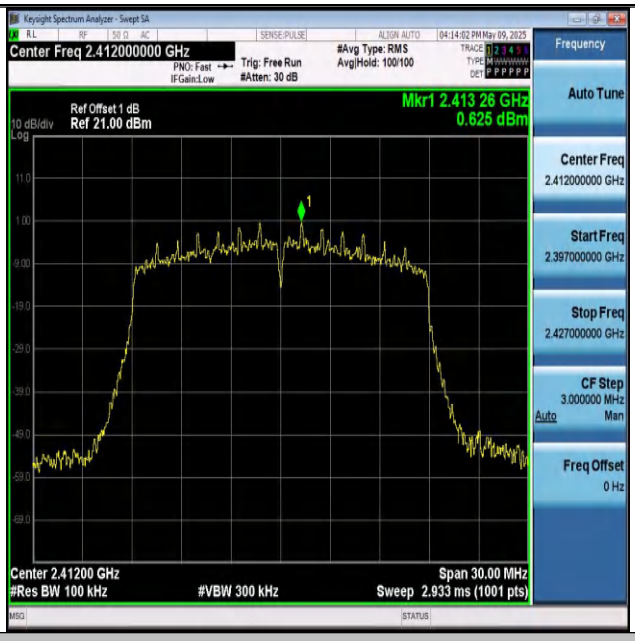

11N20SISO-Ant1-2412-0~Reference-PASS

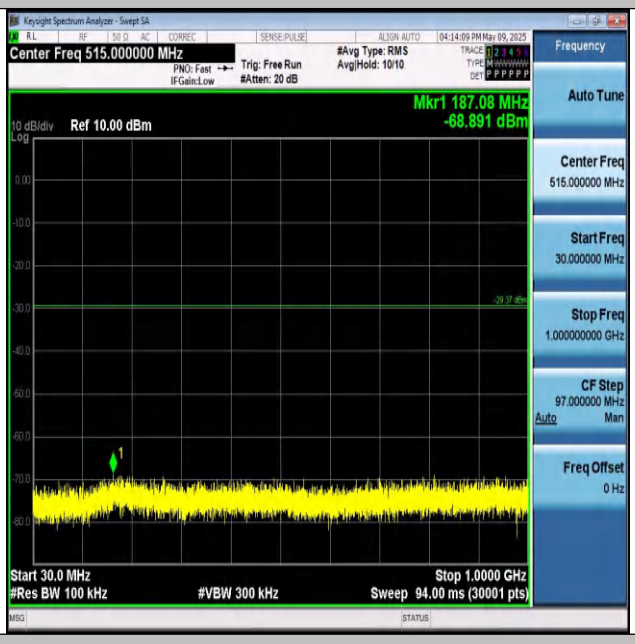

11N20SISO-Ant1-2412-30~1000-PASS

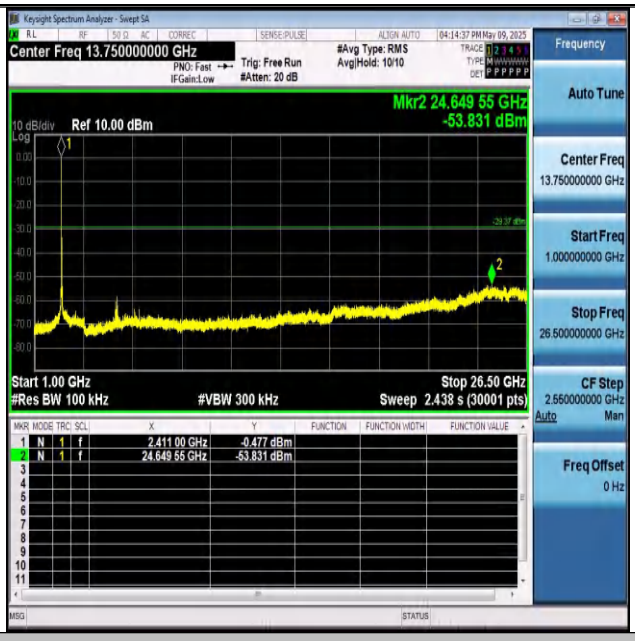

11N20SISO-Ant1-2412-1000~26500-PASS

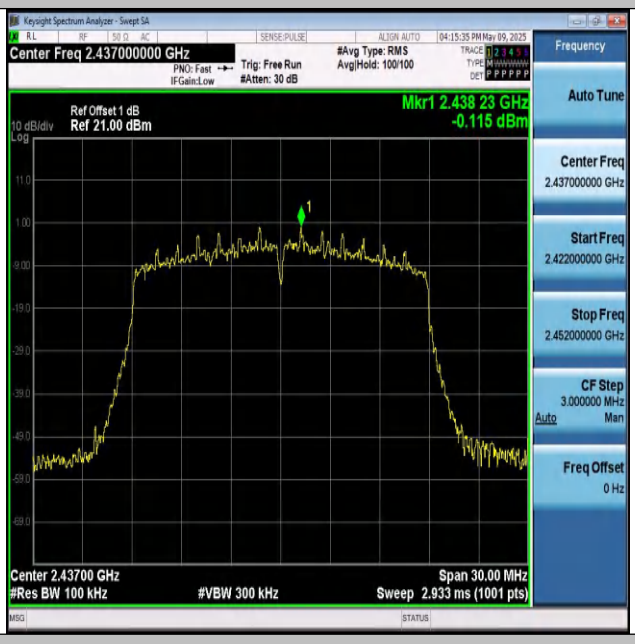

11N20SISO-Ant1-2437-0~Reference-PASS

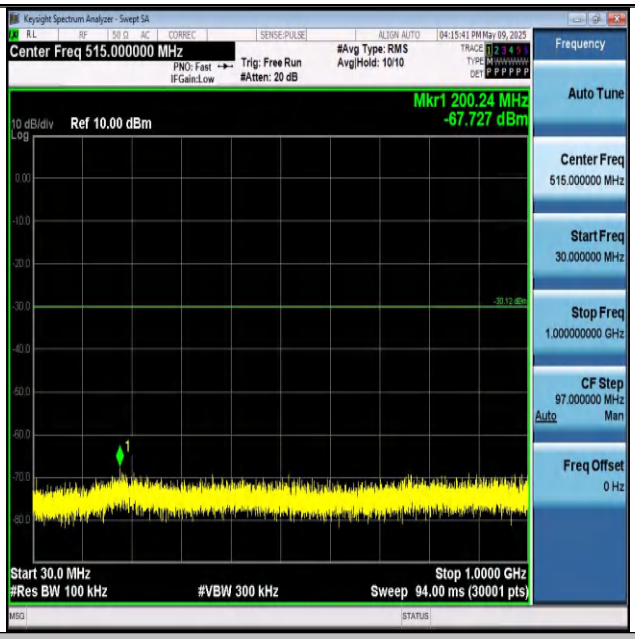

11N20SISO-Ant1-2437-30~1000-PASS

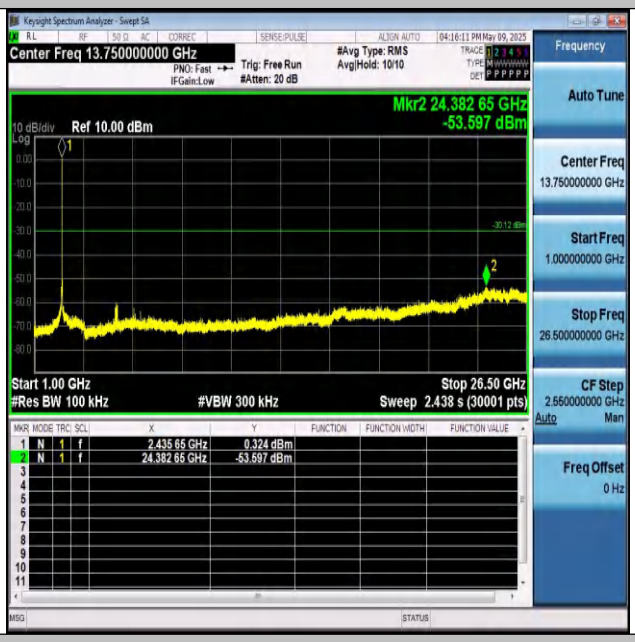

11N20SISO-Ant1-2437-1000~26500-PASS

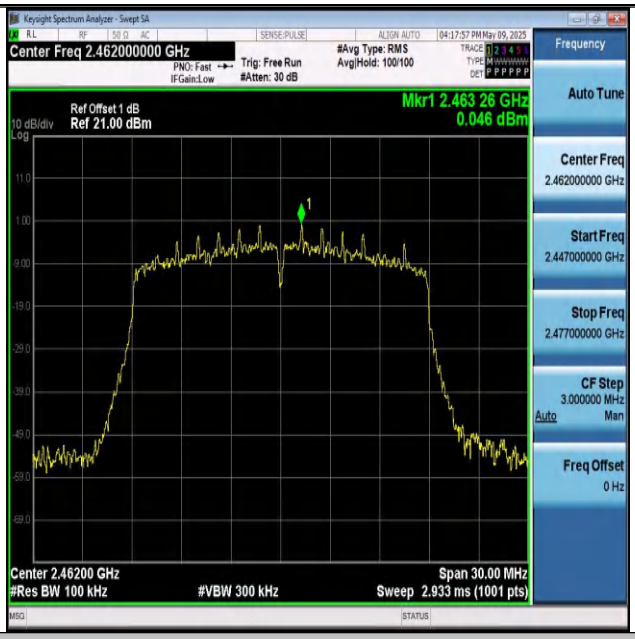

11N20SISO-Ant1-2462-0~Reference-PASS

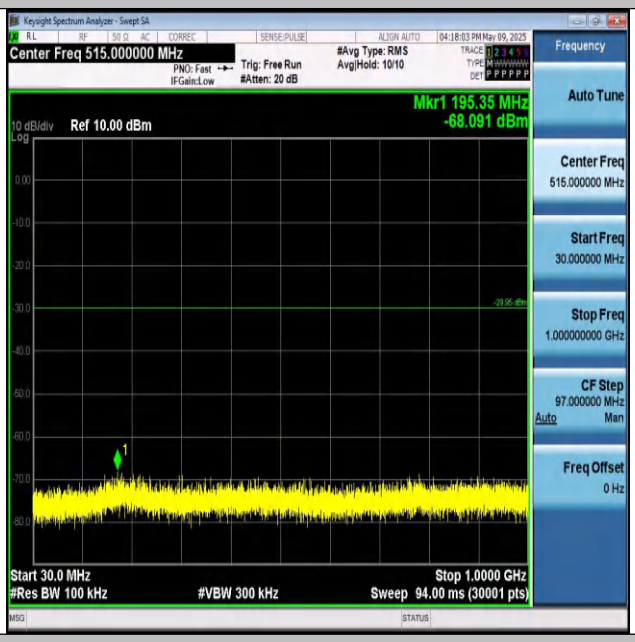

11N20SISO-Ant1-2462-30~1000-PASS

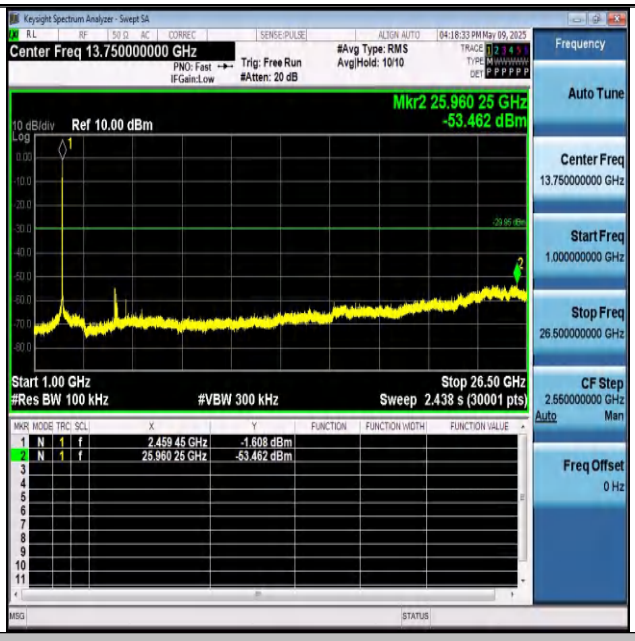

11N20SISO-Ant1-2462-1000~26500-PASS

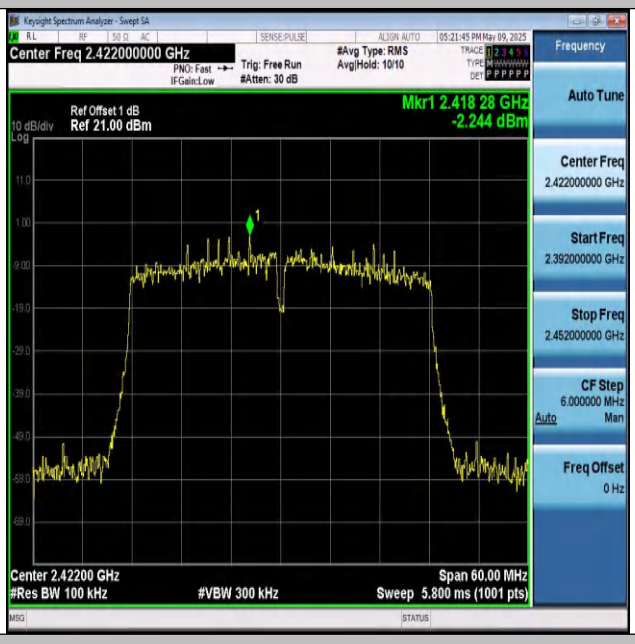

11N40SISO-Ant1-2422-0~Reference-PASS

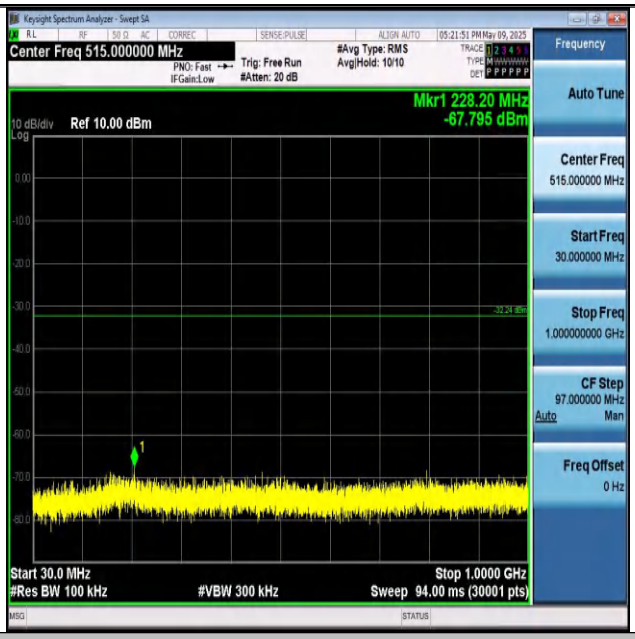

11N40SISO-Ant1-2422-30~1000-PASS

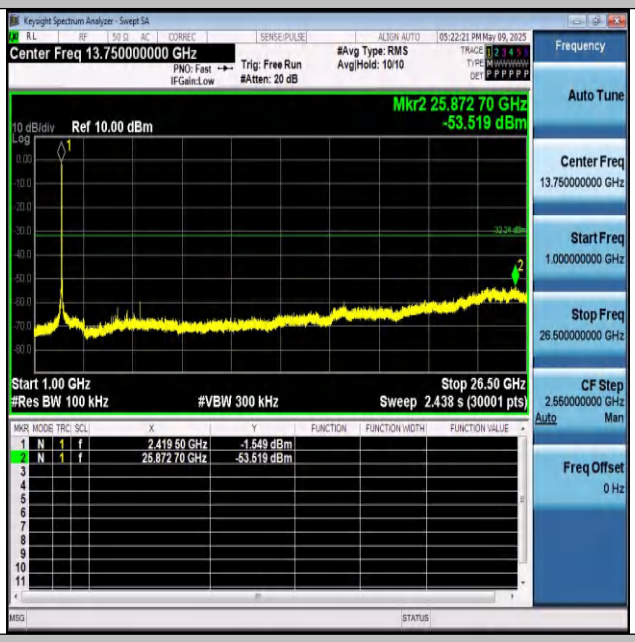

11N40SISO-Ant1-2422-1000~26500-PASS

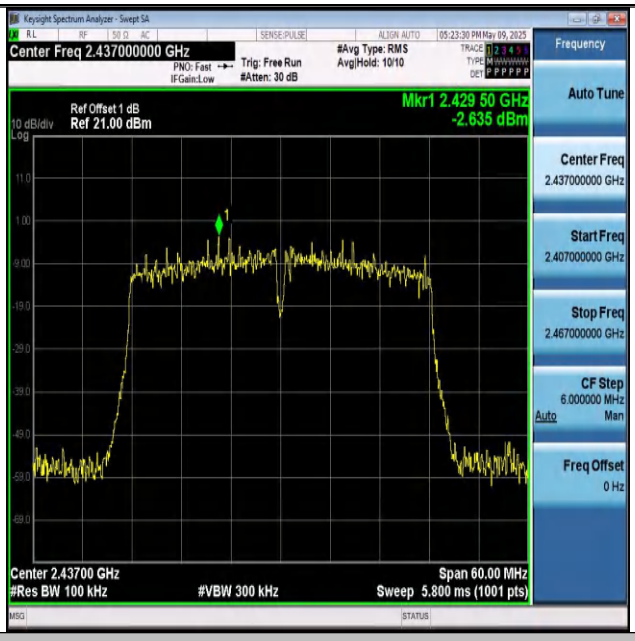

11N40SISO-Ant1-2437-0~Reference-PASS

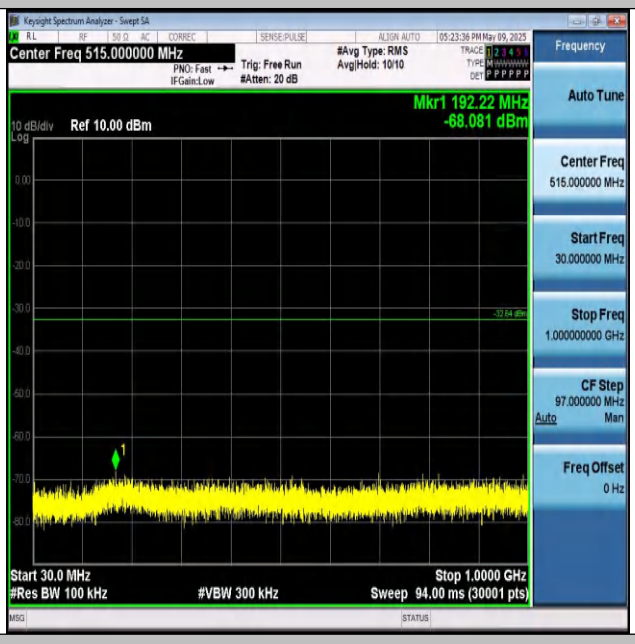

11N40SISO-Ant1-2437-30~1000-PASS

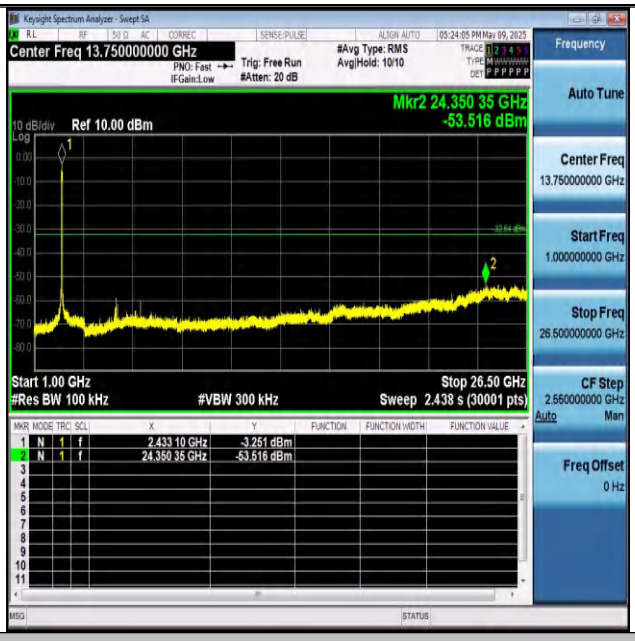

11N40SISO-Ant1-2437-1000~26500-PASS

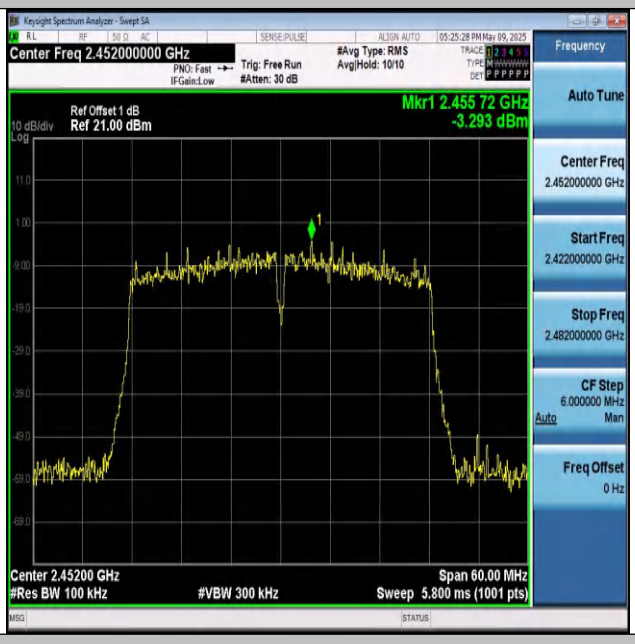

11N40SISO-Ant1-2452-0~Reference-PASS

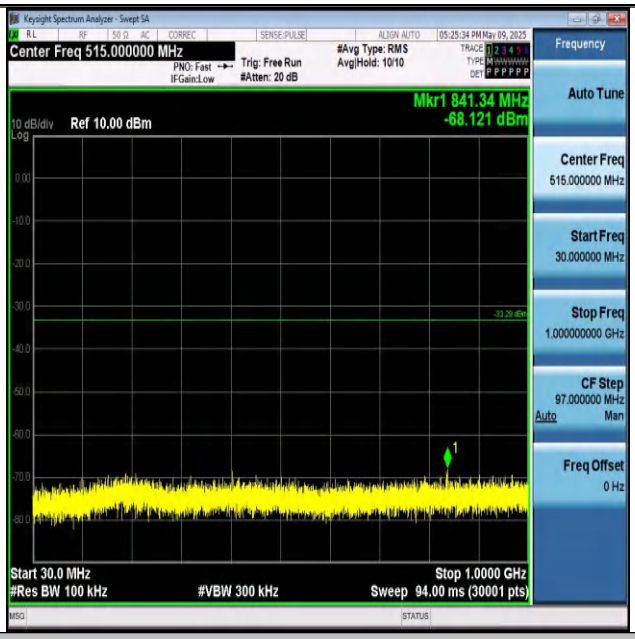

11N40SISO-Ant1-2452-30~1000-PASS

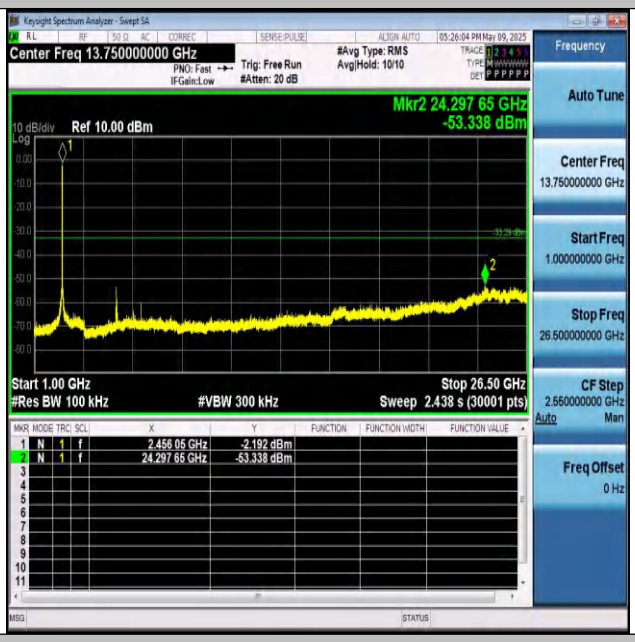

11N40SISO-Ant1-2452-1000~26500-PASS

Appendix G: Duty Cycle

Test Result

Test Mode	Antenna	Frequency [MHz]	Transmission Duration [ms]	Transmission Period [ms]	Duty Cycle [%]	Factor
11B	Ant1	2412	100.00	100.00	100.00	0.00
11B	Ant1	2437	100.00	100.00	100.00	0.00
11B	Ant1	2462	100.00	100.00	100.00	0.00
11G	Ant1	2412	100.00	100.00	100.00	0.00
11G	Ant1	2437	100.00	100.00	100.00	0.00
11G	Ant1	2462	100.00	100.00	100.00	0.00
11N20SISO	Ant1	2412	100.00	100.00	100.00	0.00
11N20SISO	Ant1	2437	100.00	100.00	100.00	0.00
11N20SISO	Ant1	2462	100.00	100.00	100.00	0.00
11N40SISO	Ant1	2422	100.00	100.00	100.00	0.00
11N40SISO	Ant1	2437	100.00	100.00	100.00	0.00
11N40SISO	Ant1	2452	100.00	100.00	100.00	0.00

Test Graphs

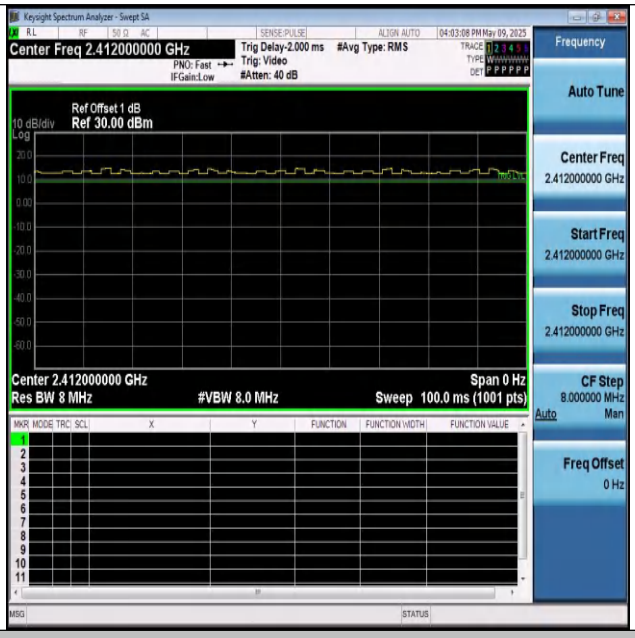

NTNV-11B-Ant1-2412

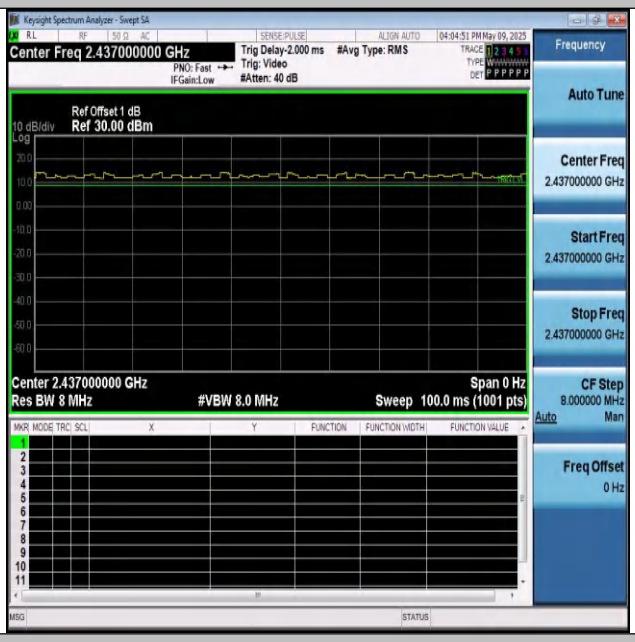

NTNV-11B-Ant1-2437

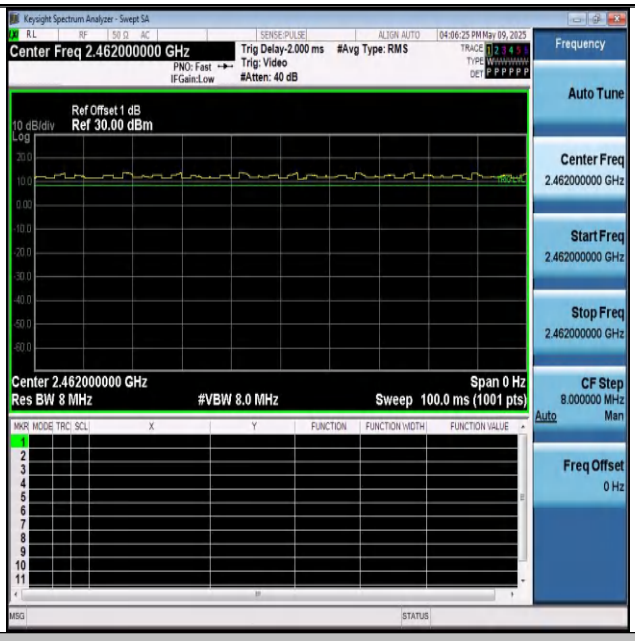

NTNV-11B-Ant1-2462

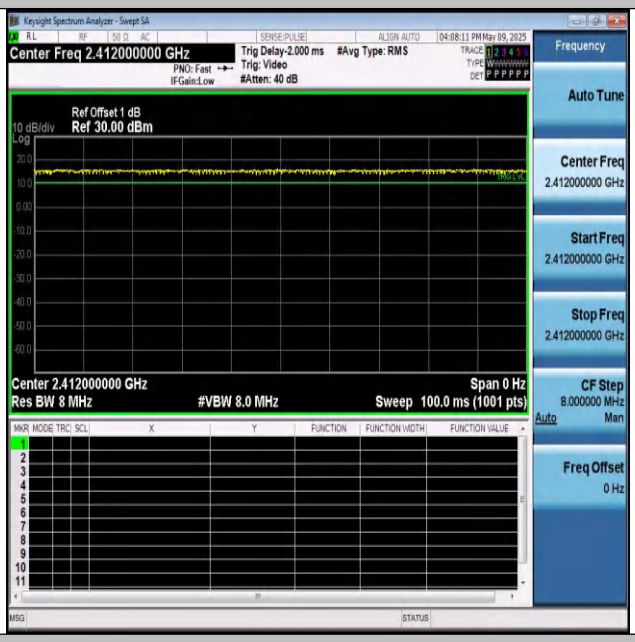

NTNV-11G-Ant1-2412

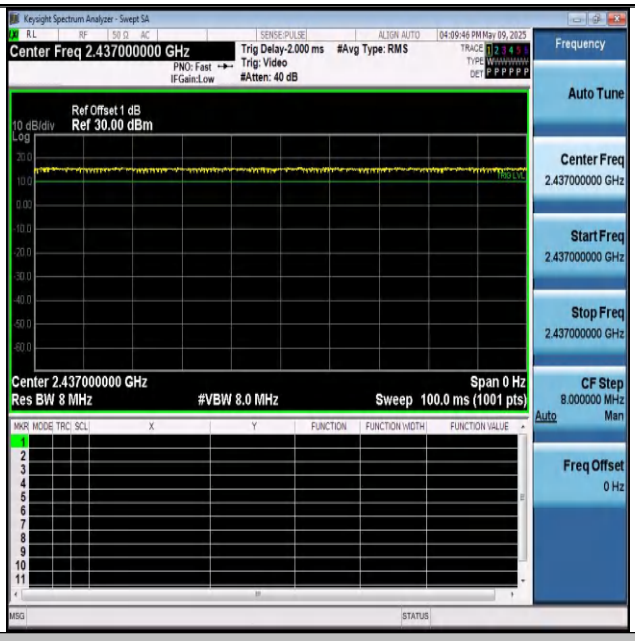

NTNV-11G-Ant1-2437

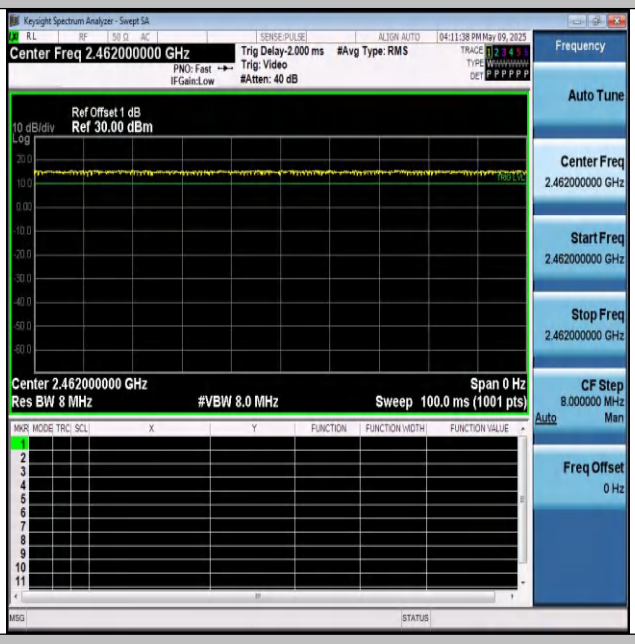

NTNV-11G-Ant1-2462

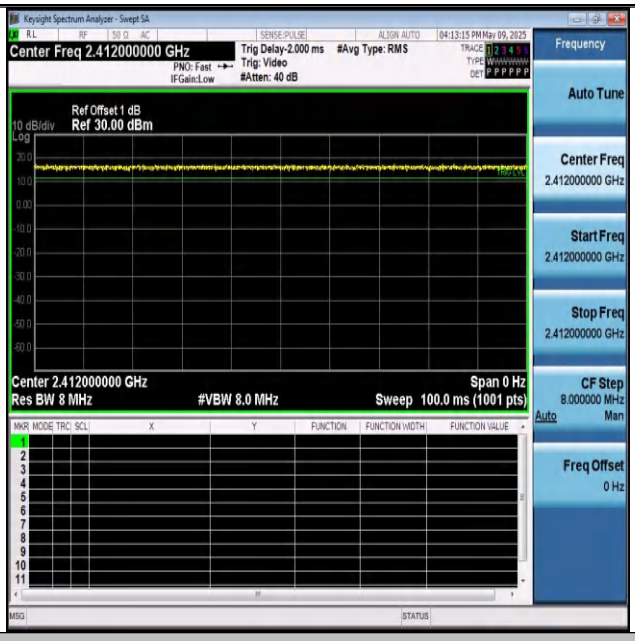

NTNV-11N20SISO-Ant1-2412

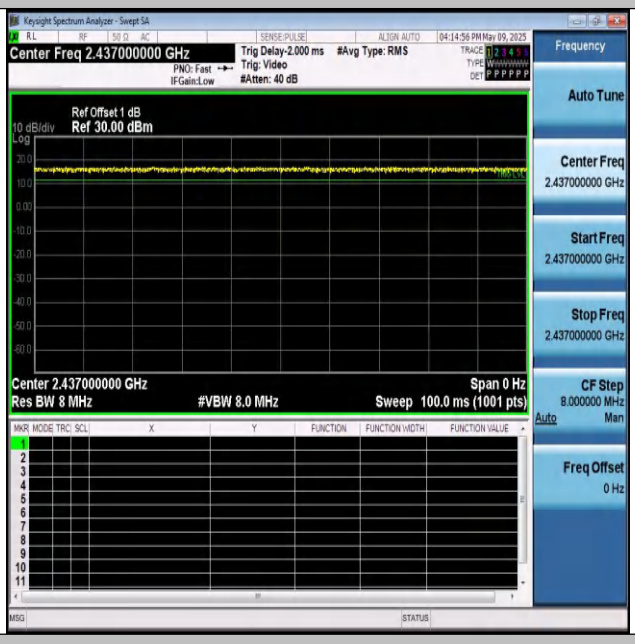

NTNV-11N20SISO-Ant1-2437

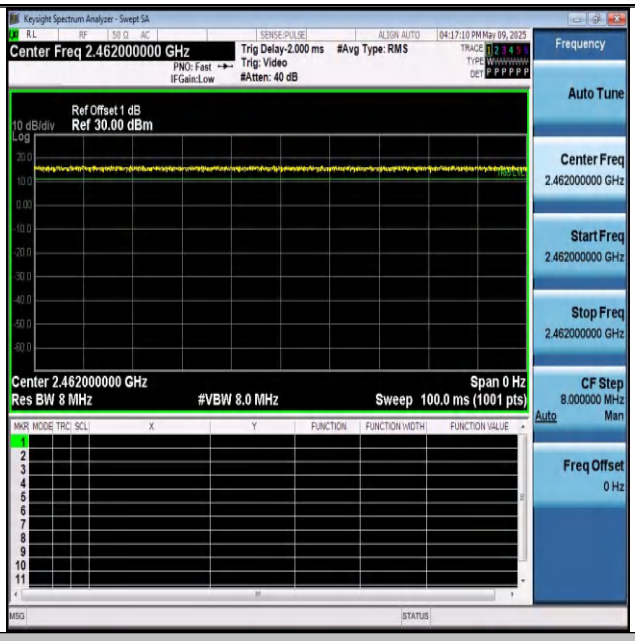

NTNV-11N20SISO-Ant1-2462

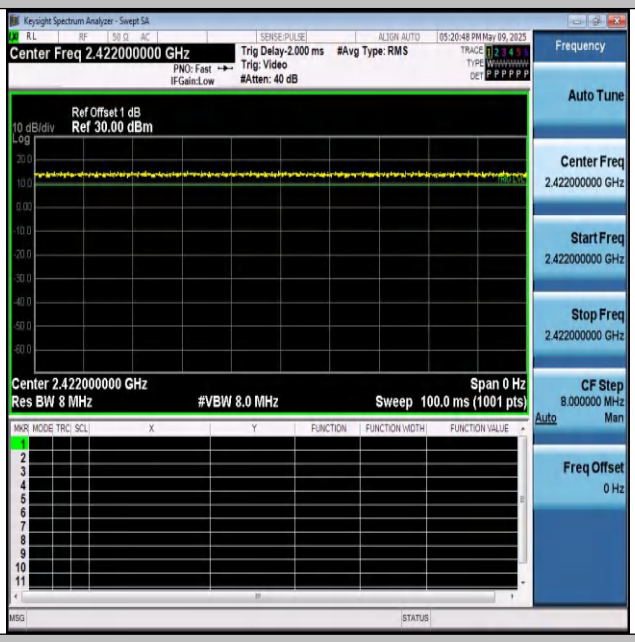

NTNV-11N40SISO-Ant1-2422

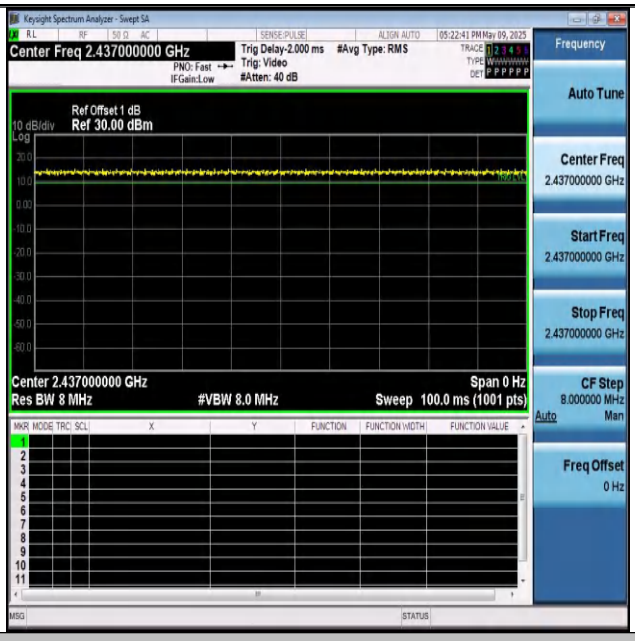

NTNV-11N40SISO-Ant1-2437

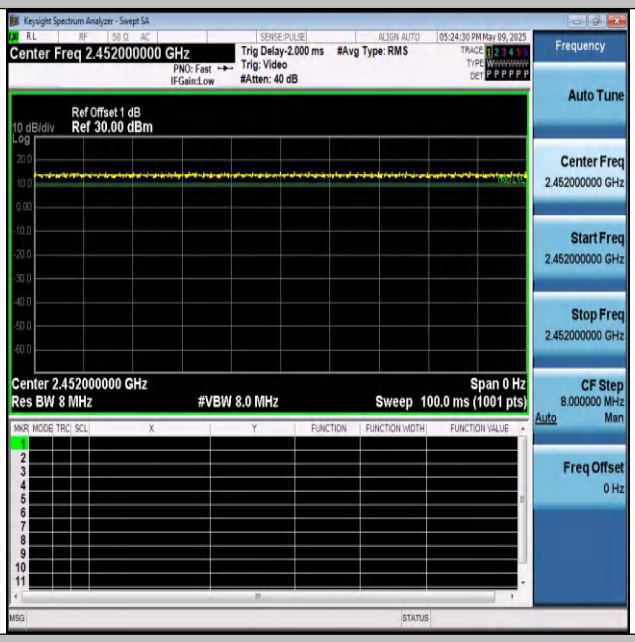

NTNV-11N40SISO-Ant1-2452

---End---