Appendix Test Data

Report No.:	182519C400130102	Test Sample No.:	1-2-2
Start Test Date:	2025-05-09	Finish Test Date:	2025-05-09
Test Engineer:	Alex Peng	Auditor:	Justin Feng
Temperature:	21.5℃	Relative Humidity:	52%
Pressure:	101kPa		

Appendix A1: 26dB Bandwidth

Test Result

Test Mode	Antenna	Frequency [MHz]	26db EBW [MHz]	FL[MHz]	FH[MHz]	Limit[MHz]	Verdict
11A	Ant1	5745	17.800	5736.200	5754.000	---	---
11A	Ant1	5785	17.840	5776.200	5794.040	---	---
11A	Ant1	5825	17.840	5816.160	5834.000	---	---
11N20SISO	Ant1	5745	18.800	5735.640	5754.440	---	---
11N20SISO	Ant1	5785	18.920	5775.560	5794.480	---	---
11N20SISO	Ant1	5825	18.800	5815.560	5834.360	---	---
11N40SISO	Ant1	5755	38.160	5735.960	5774.120	---	---
11N40SISO	Ant1	5795	38.080	5775.960	5814.040	---	---
11AC20SISO	Ant1	5745	18.840	5735.600	5754.440	---	---
11AC20SISO	Ant1	5785	18.960	5775.520	5794.480	---	---
11AC20SISO	Ant1	5825	19.000	5815.480	5834.480	---	---
11AC40SISO	Ant1	5755	38.400	5735.960	5774.360	---	---
11AC40SISO	Ant1	5795	38.240	5775.960	5814.200	---	---
11AC80SISO	Ant1	5775	84.160	5732.440	5816.600	---	---

Test Graphs

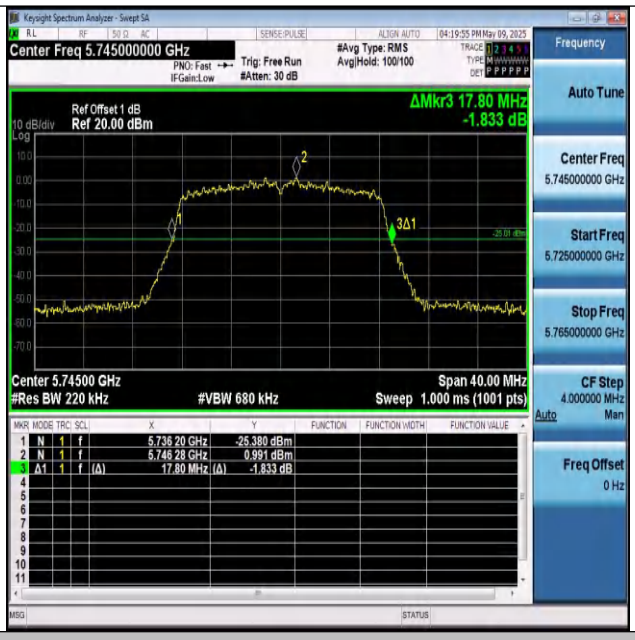

11A-Ant1-5745

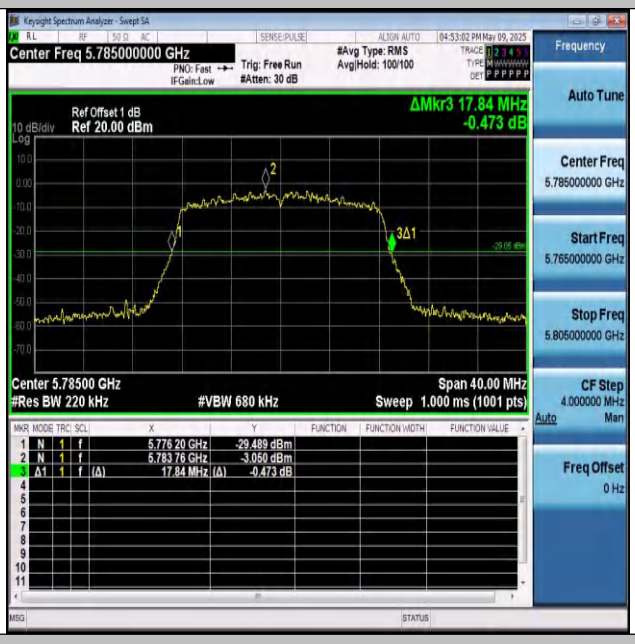

11A-Ant1-5785

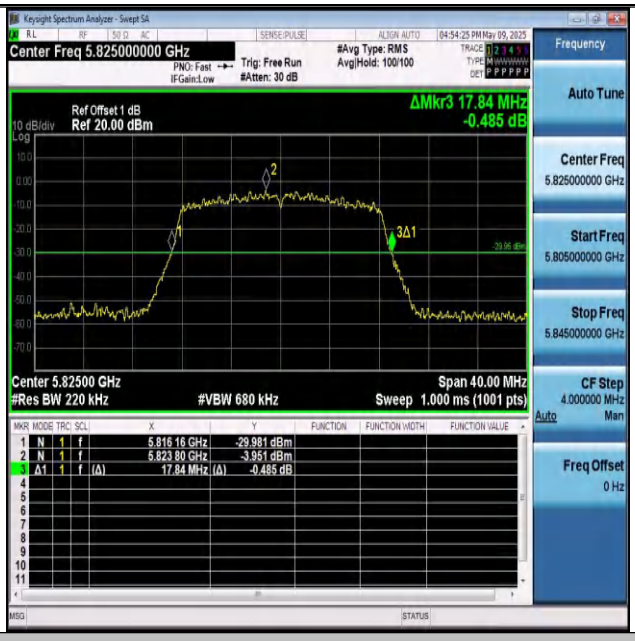

11A-Ant1-5825

11N20SISO-Ant1-5745

11N20SISO-Ant1-5785

11N20SISO-Ant1-5825

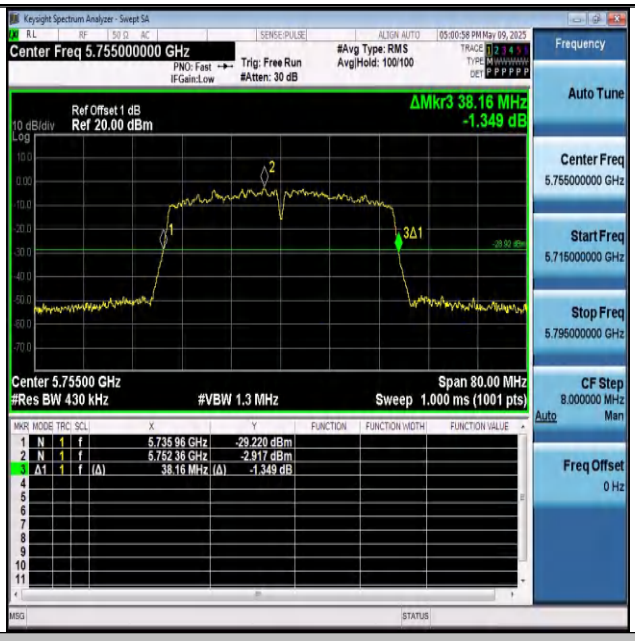

11N40SISO-Ant1-5755

11N40SISO-Ant1-5795

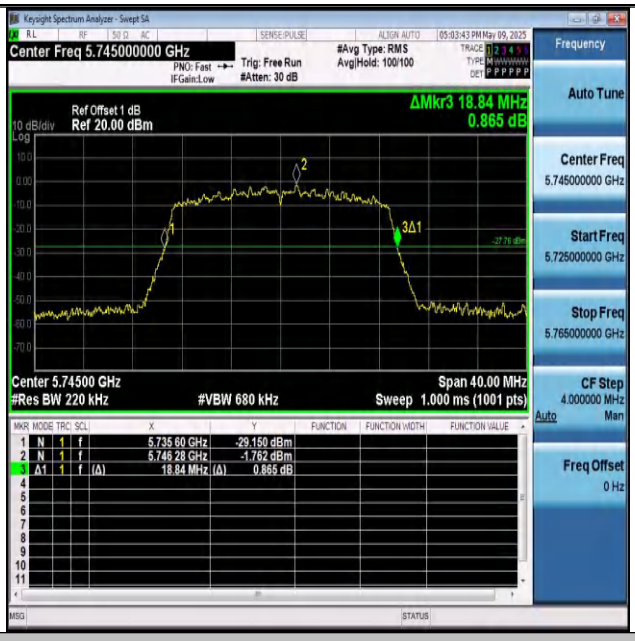

11AC20SISO-Ant1-5745

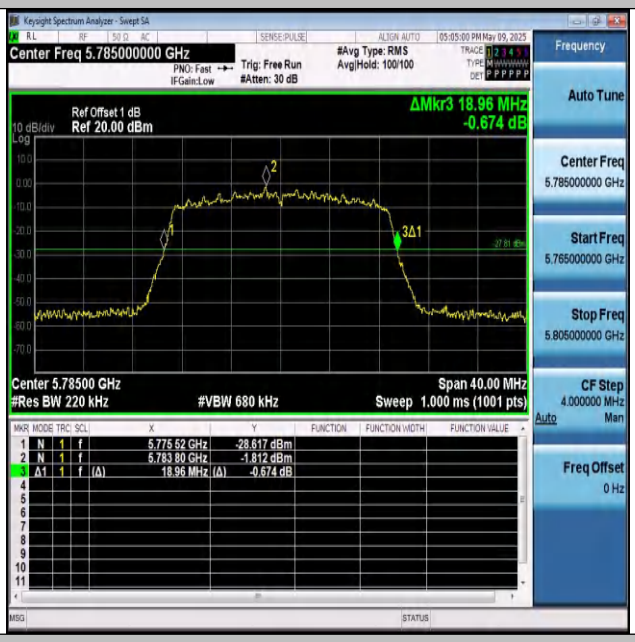

11AC20SISO-Ant1-5785

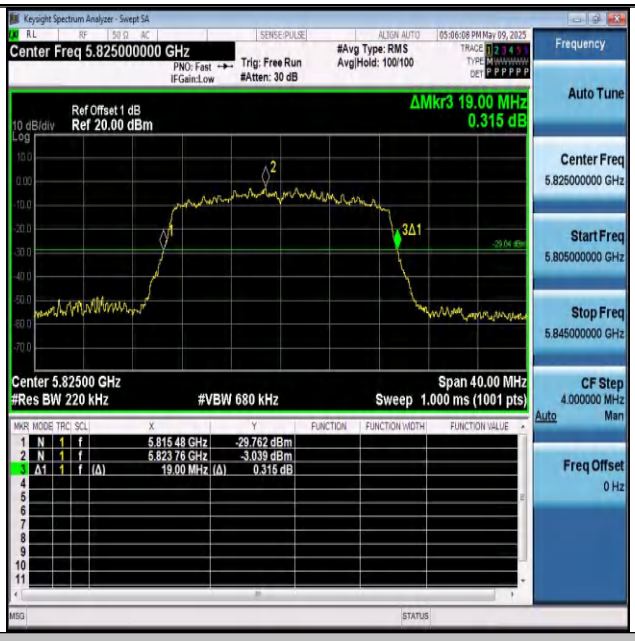

11AC20SISO-Ant1-5825

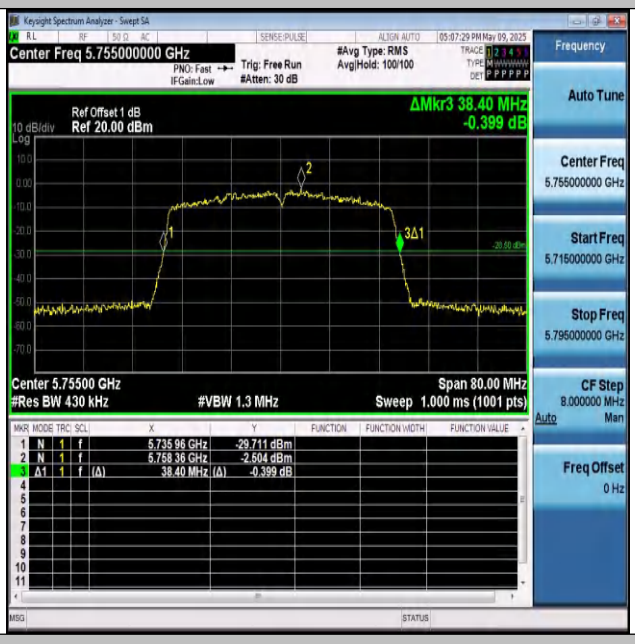

11AC40SISO-Ant1-5755

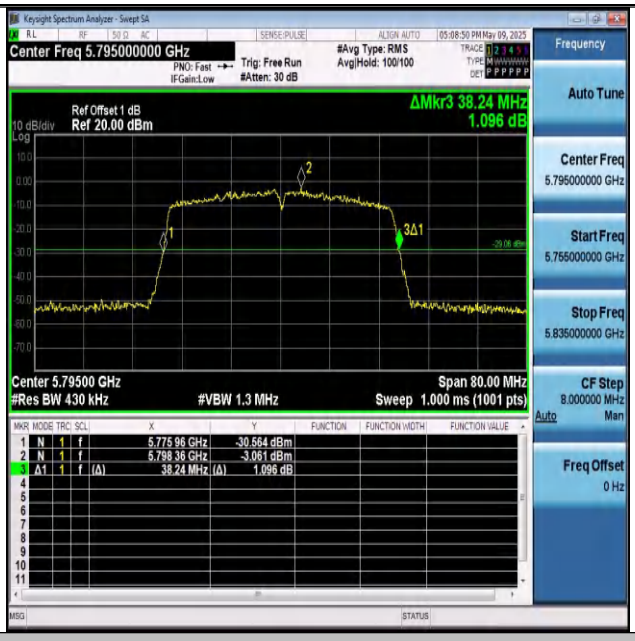

11AC40SISO-Ant1-5795

11AC80SISO-Ant1-5775

Appendix A2: 99% Occupied Bandwidth

Test Result

Test Mode	Antenna	Frequency [MHz]	OCB [MHz]	FL[MHz]	FH[MHz]	Limit[MHz]	Verdict
11A	Ant1	5745	16.178	5736.9664	5753.1444	---	---
11A	Ant1	5785	16.166	5776.9474	5793.1134	---	---
11A	Ant1	5825	16.205	5816.9176	5833.1226	---	---
11N20SISO	Ant1	5745	17.293	5736.3592	5753.6522	---	---
11N20SISO	Ant1	5785	17.324	5776.3422	5793.6662	---	---
11N20SISO	Ant1	5825	17.305	5816.3336	5833.6386	---	---
11N40SISO	Ant1	5755	35.677	5737.1929	5772.8699	---	---
11N40SISO	Ant1	5795	35.670	5777.1542	5812.8242	---	---
11AC20SISO	Ant1	5745	17.367	5736.3300	5753.6970	---	---
11AC20SISO	Ant1	5785	17.362	5776.3238	5793.6858	---	---
11AC20SISO	Ant1	5825	17.388	5816.3201	5833.7081	---	---
11AC40SISO	Ant1	5755	35.472	5737.3407	5772.8127	---	---
11AC40SISO	Ant1	5795	35.483	5777.2947	5812.7777	---	---
11AC80SISO	Ant1	5775	75.813	5737.1139	5812.9269	---	---

Test Graphs

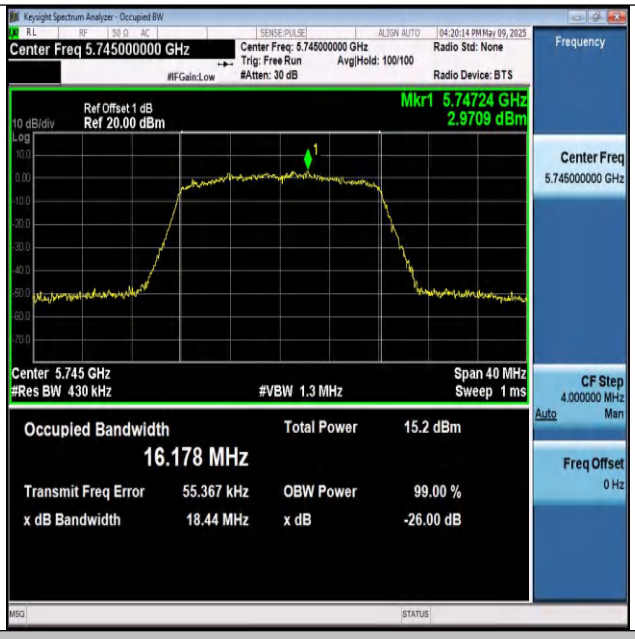

11A-Ant1-5745

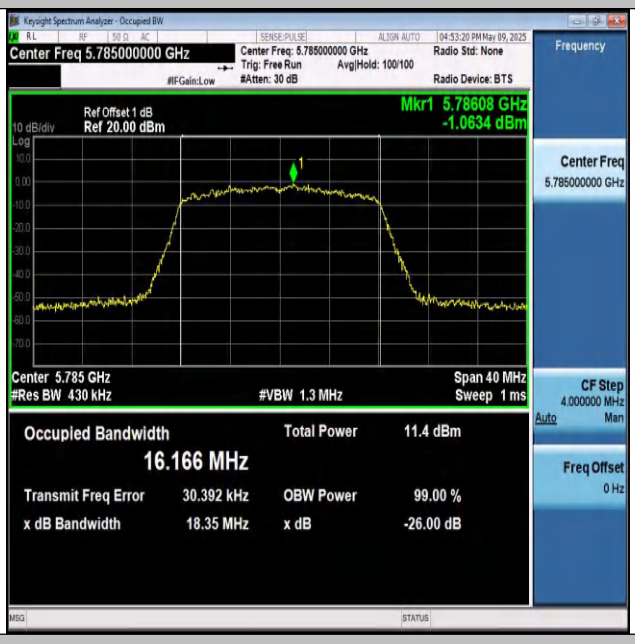

11A-Ant1-5785

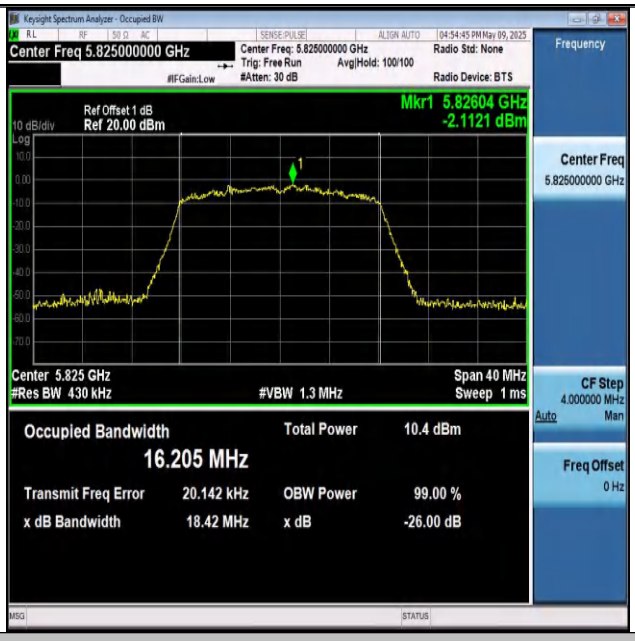

11A-Ant1-5825

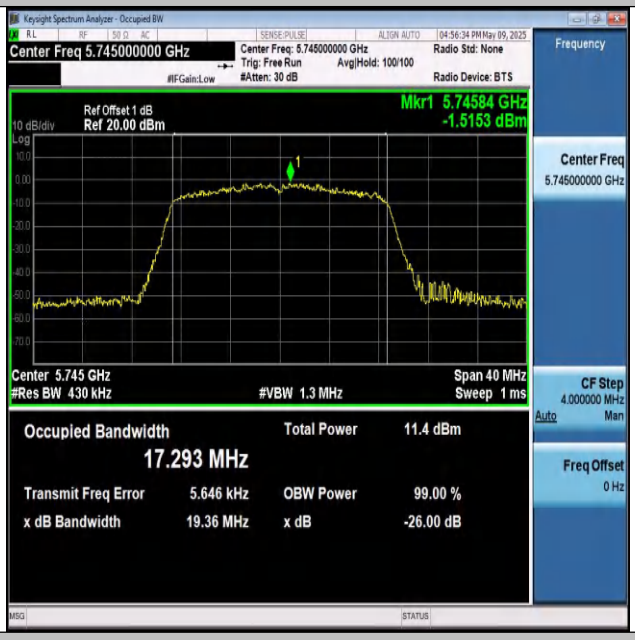

11N20SISO-Ant1-5745

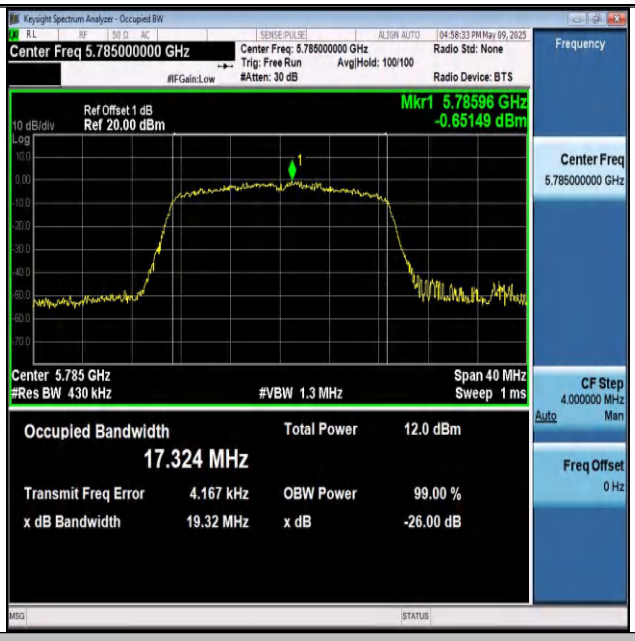

11N20SISO-Ant1-5785

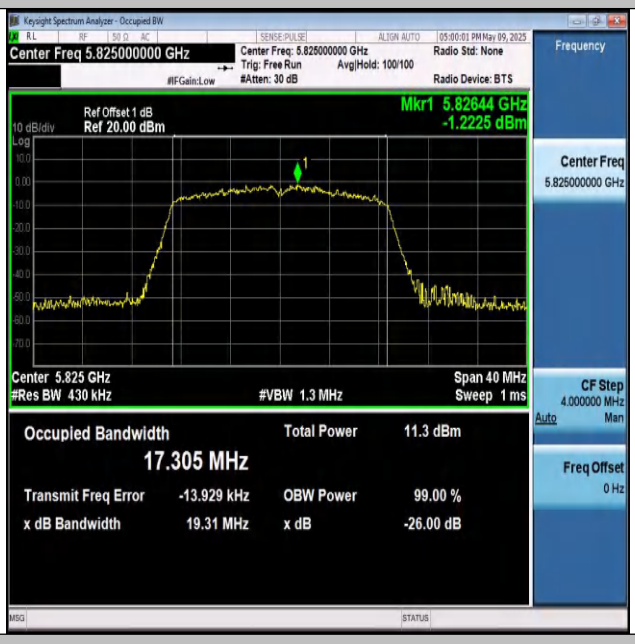

11N20SISO-Ant1-5825

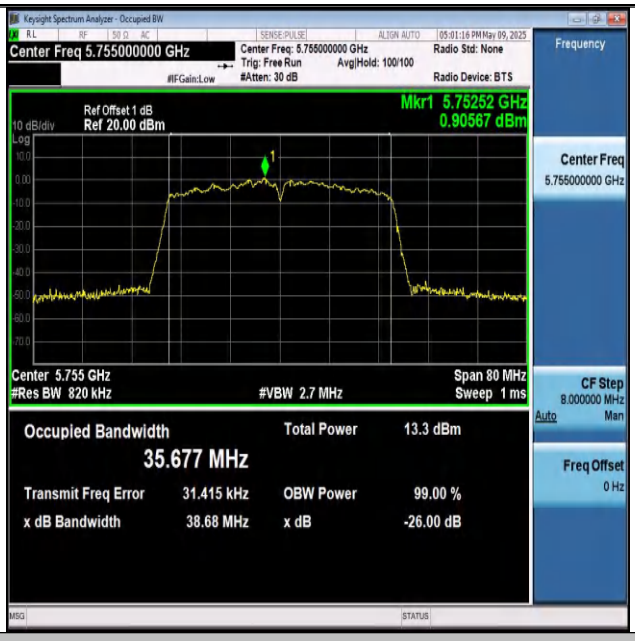

11N40SISO-Ant1-5755

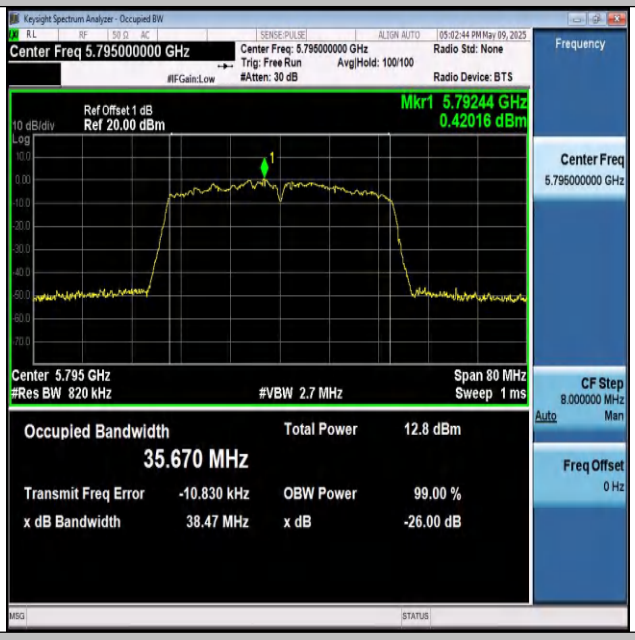

11N40SISO-Ant1-5795

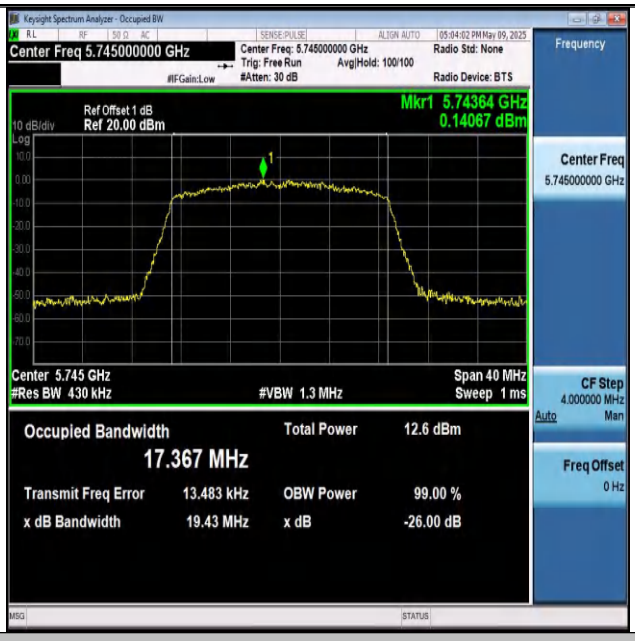

11AC20SISO-Ant1-5745

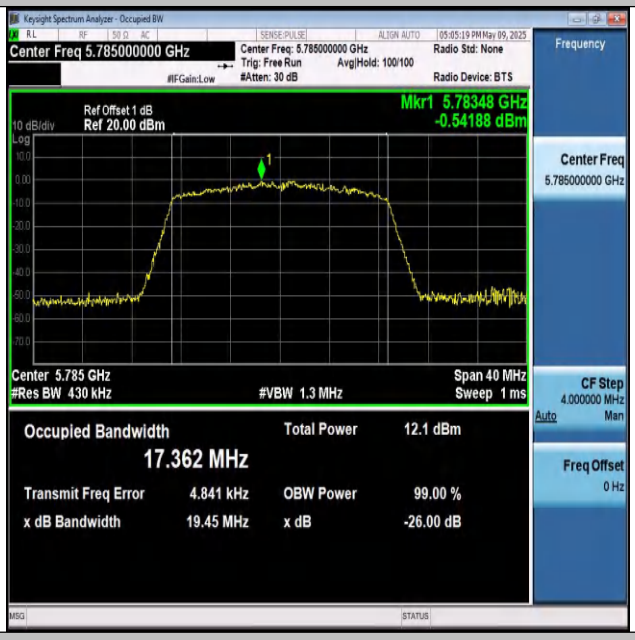

11AC20SISO-Ant1-5785

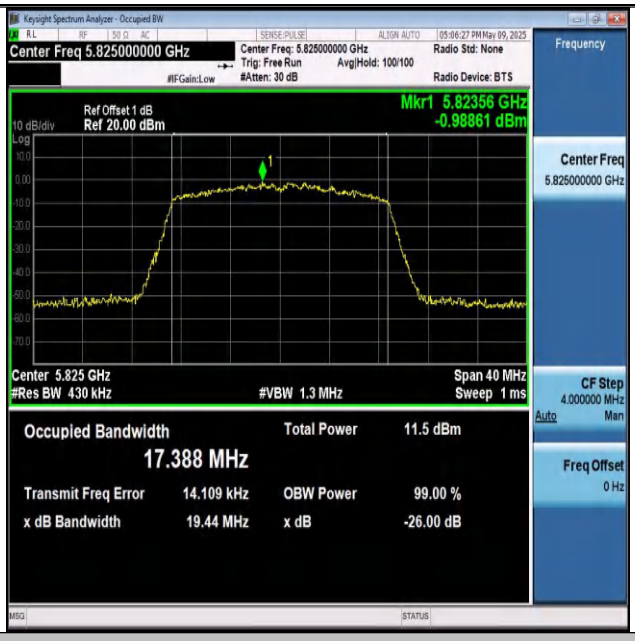

11AC20SISO-Ant1-5825

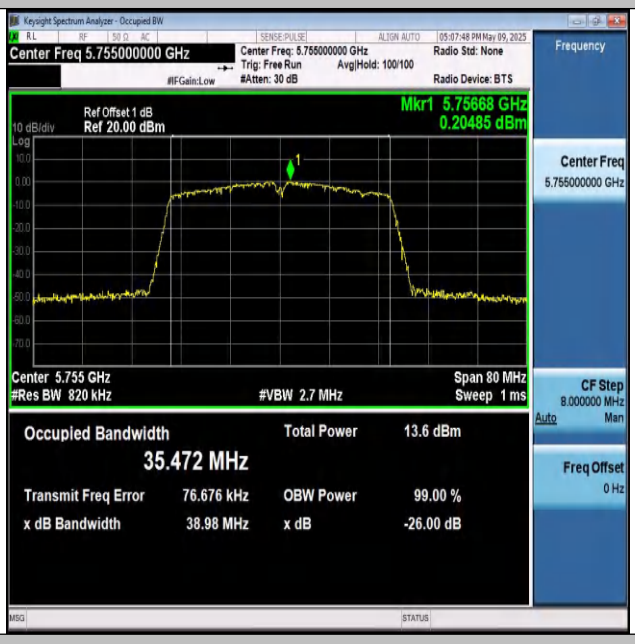

11AC40SISO-Ant1-5755

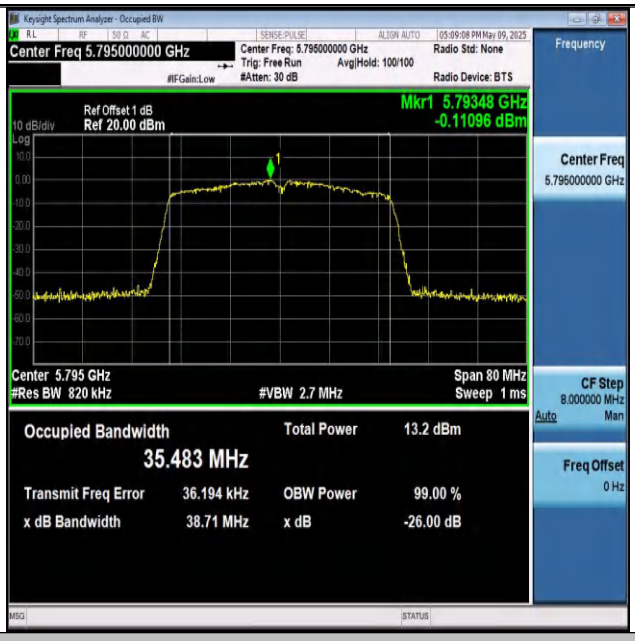

11AC40SISO-Ant1-5795

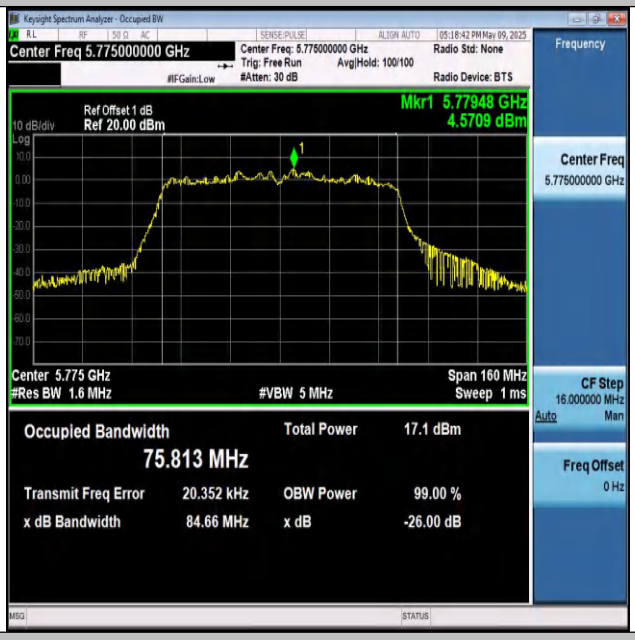

11AC80SISO-Ant1-5775

Appendix A3: Minimum 6dB Bandwidth

Test Result B4

Test Mode	Antenna	Frequency [MHz]	6db EBW [MHz]	FL[MHz]	FH[MHz]	Limit[MHz]	Verdict
11A	Ant1	5745	13.880	5738.680	5752.560	0.5	PASS
11A	Ant1	5785	15.040	5777.480	5792.520	0.5	PASS
11A	Ant1	5825	15.080	5817.440	5832.520	0.5	PASS
11N20SISO	Ant1	5745	15.120	5737.440	5752.560	0.5	PASS
11N20SISO	Ant1	5785	15.040	5777.480	5792.520	0.5	PASS
11N20SISO	Ant1	5825	15.080	5817.480	5832.560	0.5	PASS
11N40SISO	Ant1	5755	33.840	5738.680	5772.520	0.5	PASS
11N40SISO	Ant1	5795	32.560	5778.680	5811.240	0.5	PASS
11AC20SISO	Ant1	5745	15.080	5737.480	5752.560	0.5	PASS
11AC20SISO	Ant1	5785	15.080	5777.480	5792.560	0.5	PASS
11AC20SISO	Ant1	5825	15.080	5817.480	5832.560	0.5	PASS
11AC40SISO	Ant1	5755	35.040	5737.480	5772.520	0.5	PASS
11AC40SISO	Ant1	5795	32.560	5778.680	5811.240	0.5	PASS
11AC80SISO	Ant1	5775	72.640	5739.960	5812.600	0.5	PASS

Test Graphs B4

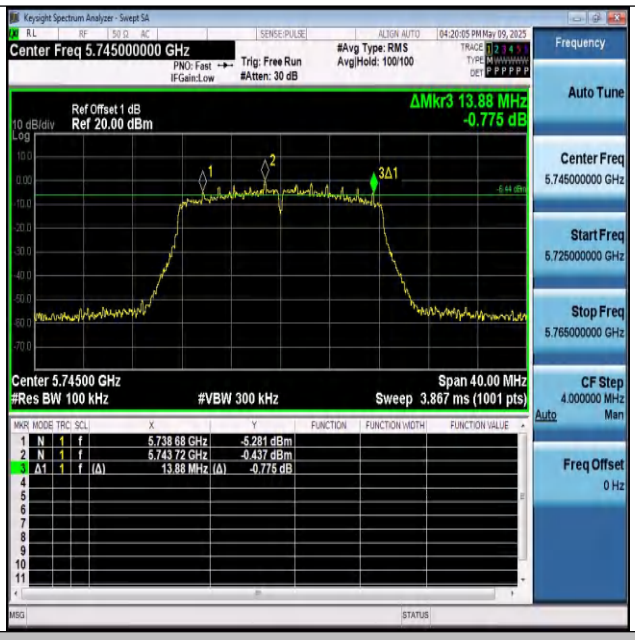

11A-Ant1-5745-PASS

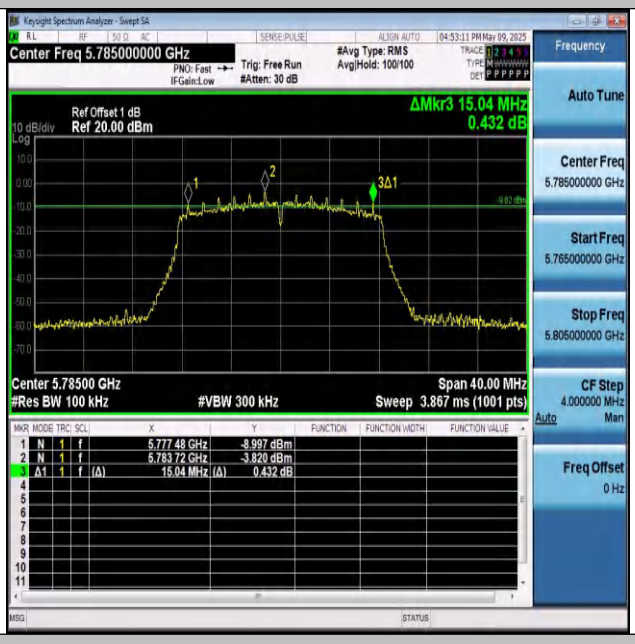

11A-Ant1-5785-PASS

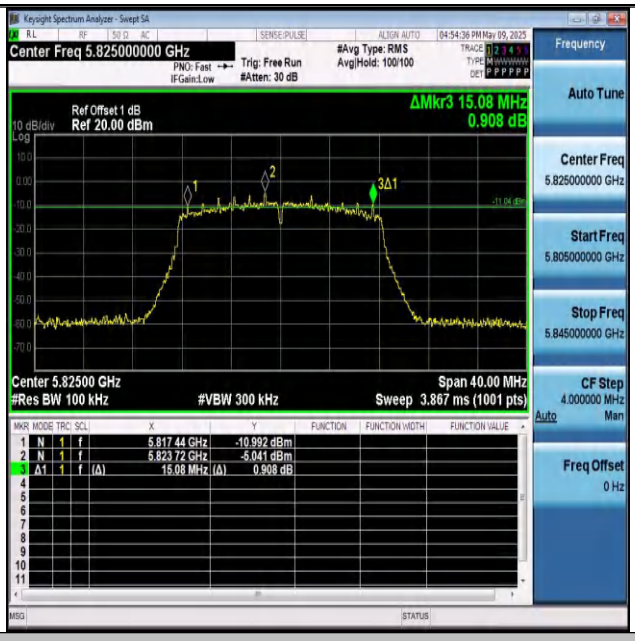

11A-Ant1-5825-PASS

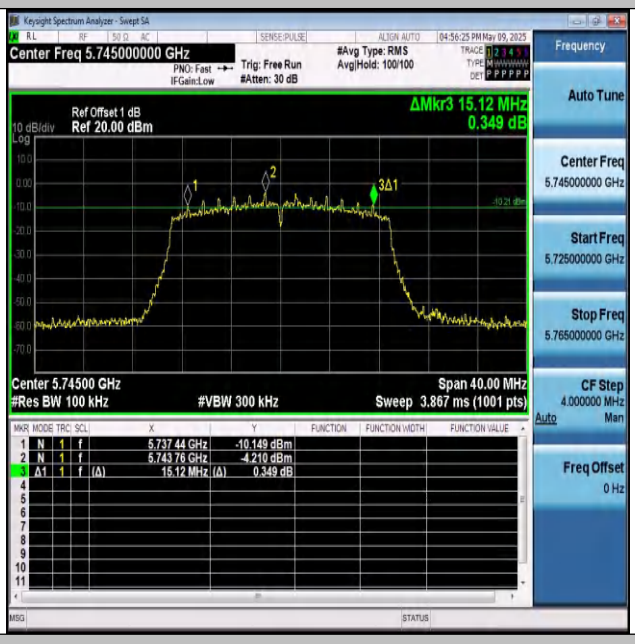

11N20SISO-Ant1-5745-PASS

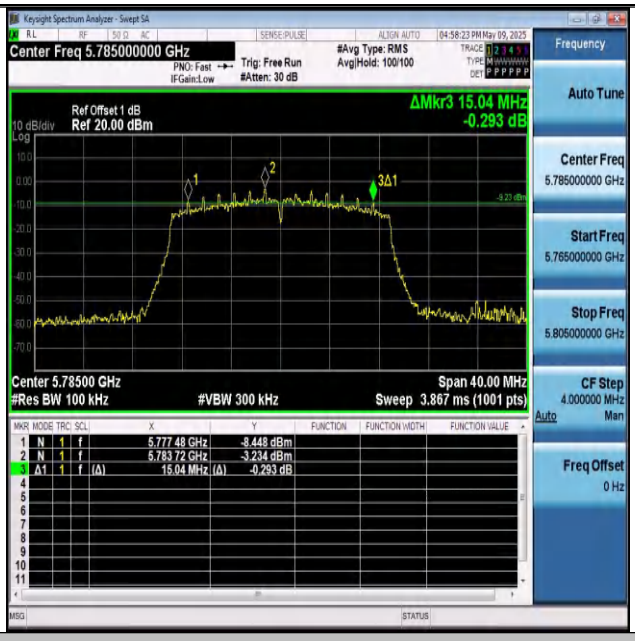

11N20SISO-Ant1-5785-PASS

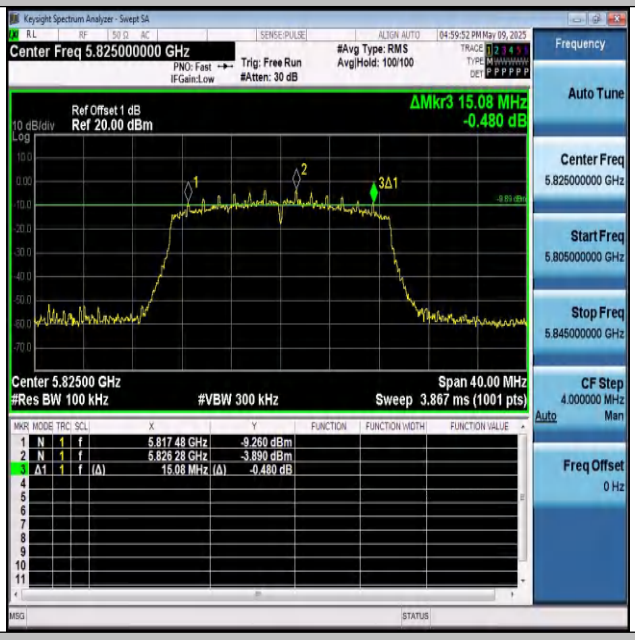

11N20SISO-Ant1-5825-PASS

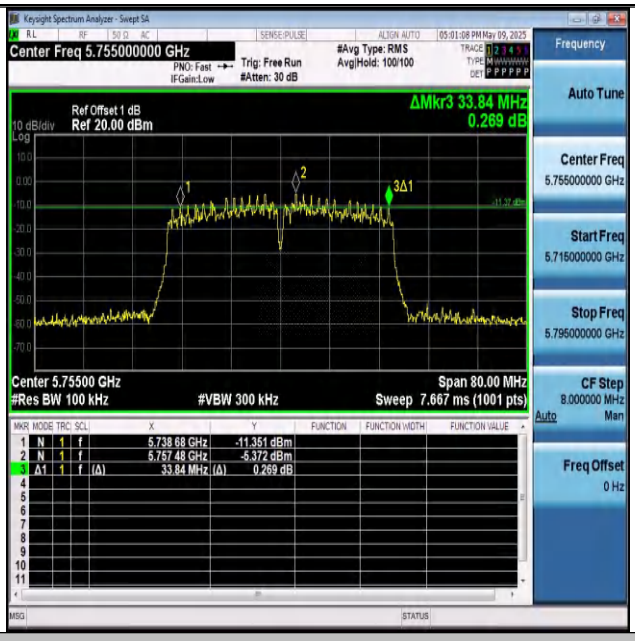

11N40SISO-Ant1-5755-PASS

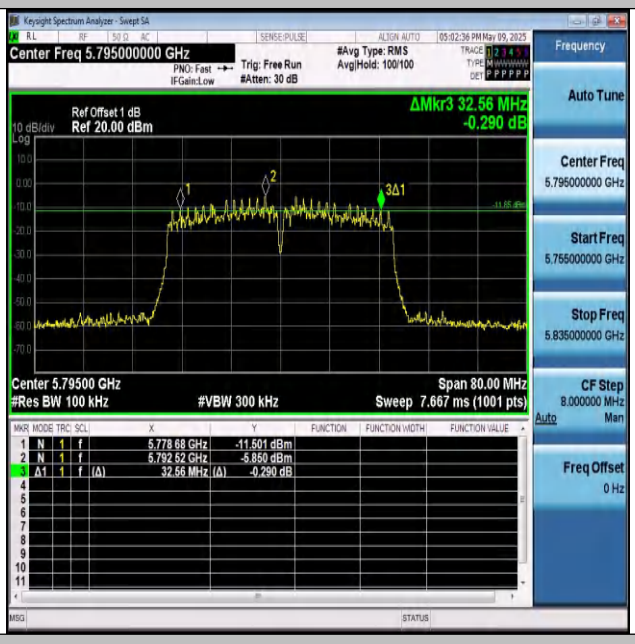

11N40SISO-Ant1-5795-PASS

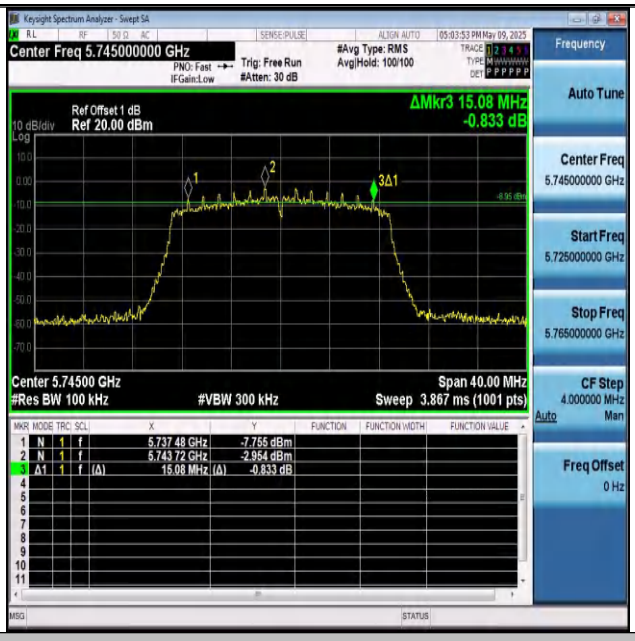

11AC20SISO-Ant1-5745-PASS

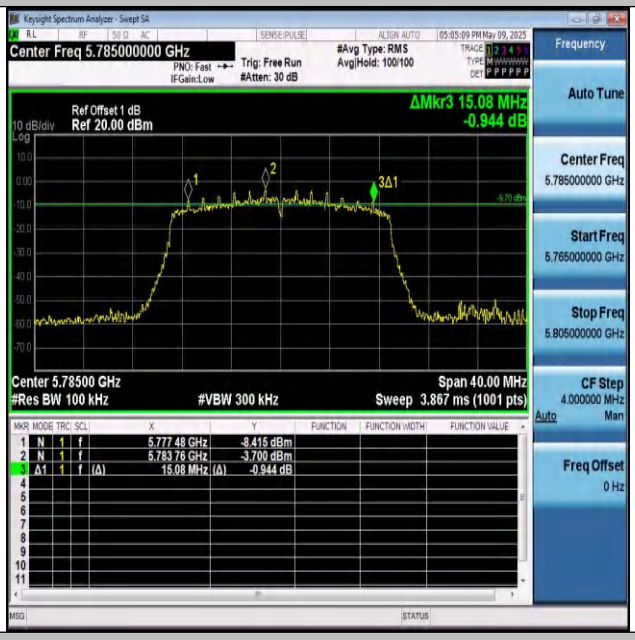

11AC20SISO-Ant1-5785-PASS

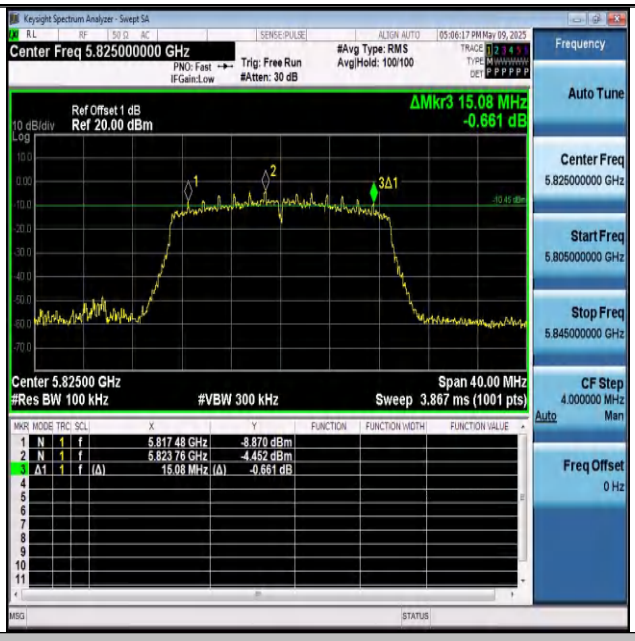

11AC20SISO-Ant1-5825-PASS

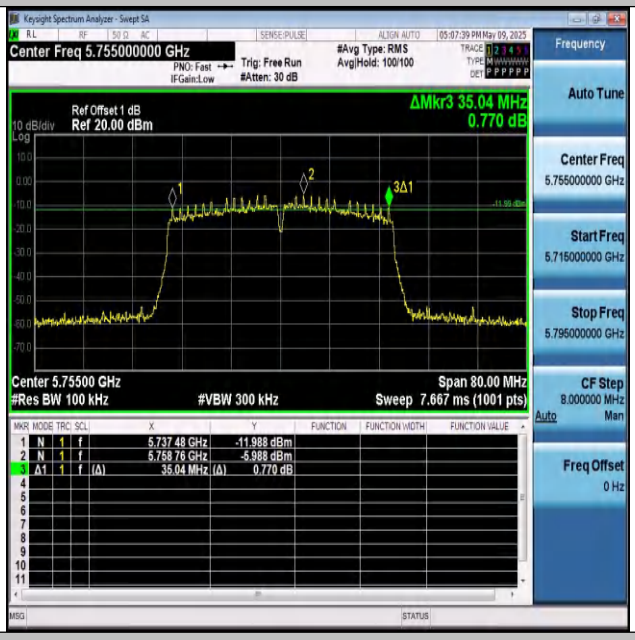

11AC40SISO-Ant1-5755-PASS

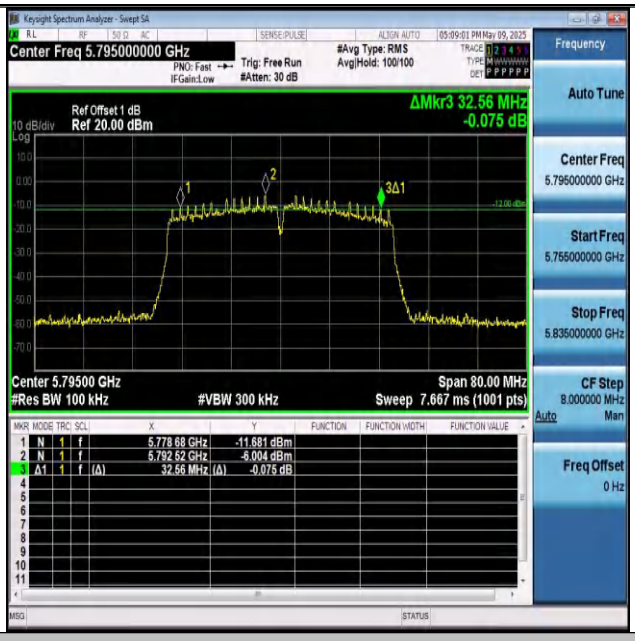

11AC40SISO-Ant1-5795-PASS

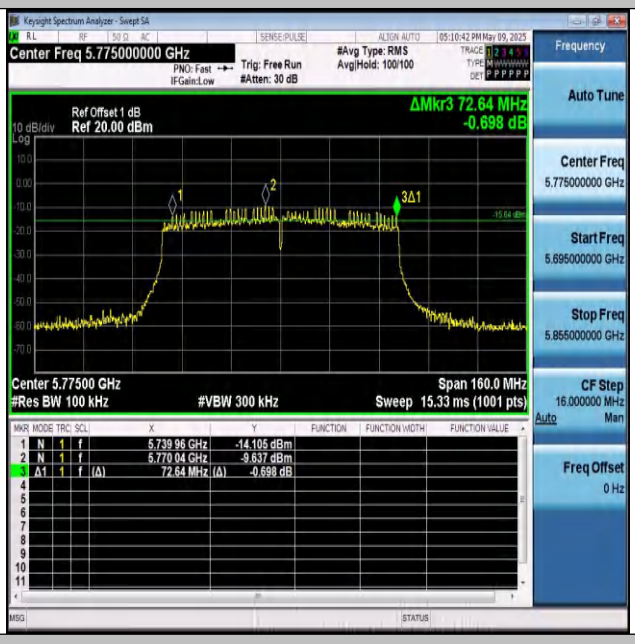

11AC80SISO-Ant1-5775-PASS

Appendix B: Duty Cycle

Test Result

Test Mode	Antenna	Frequency [MHz]	Transmission Duration [ms]	Transmission Period [ms]	Duty Cycle [%]	Dc Factor [dB]	1/T
11A	Ant1	5745	0.33	0.35	94.29	0.26	3.03
11A	Ant1	5785	0.34	0.35	97.14	0.13	2.94
11A	Ant1	5825	0.34	0.35	97.14	0.13	2.94
11N20SISO	Ant1	5745	0.32	0.34	94.12	0.26	3.13
11N20SISO	Ant1	5785	0.32	0.33	96.97	0.13	3.13
11N20SISO	Ant1	5825	0.33	0.34	97.06	0.13	3.03
11N40SISO	Ant1	5755	0.05	0.06	83.33	0.79	20.00
11N40SISO	Ant1	5795	0.06	0.07	85.71	0.67	16.67
11AC20SISO	Ant1	5745	0.32	0.34	94.12	0.26	3.13
11AC20SISO	Ant1	5785	0.33	0.34	97.06	0.13	3.03
11AC20SISO	Ant1	5825	0.32	0.34	94.12	0.26	3.13
11AC40SISO	Ant1	5755	0.18	0.20	90.00	0.46	5.56
11AC40SISO	Ant1	5795	0.18	0.19	94.74	0.23	5.56
11AC80SISO	Ant1	5775	0.11	0.12	91.67	0.38	9.09

Test Graphs

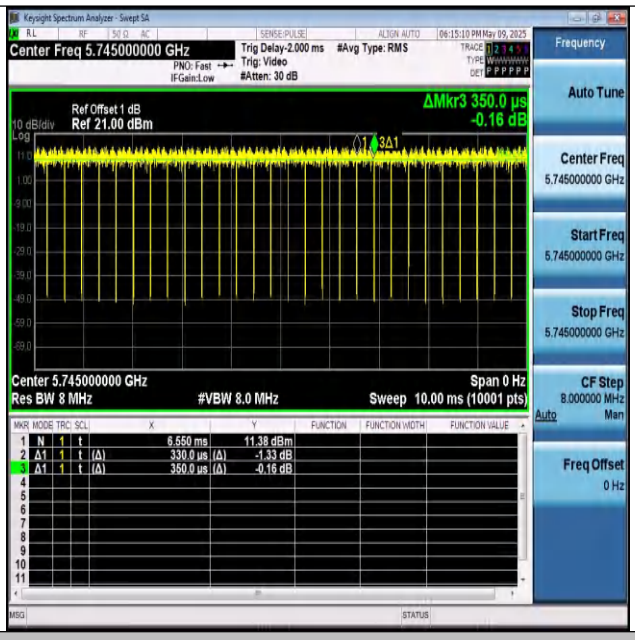

NTNV-11A-Ant1-5745

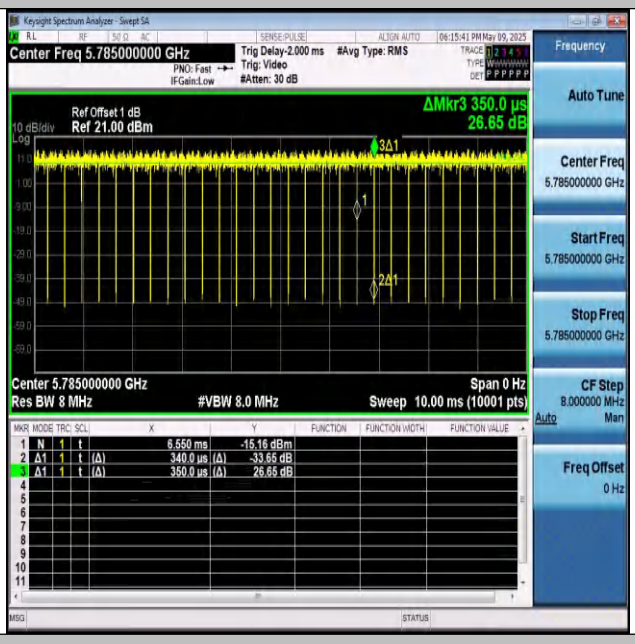

NTNV-11A-Ant1-5785

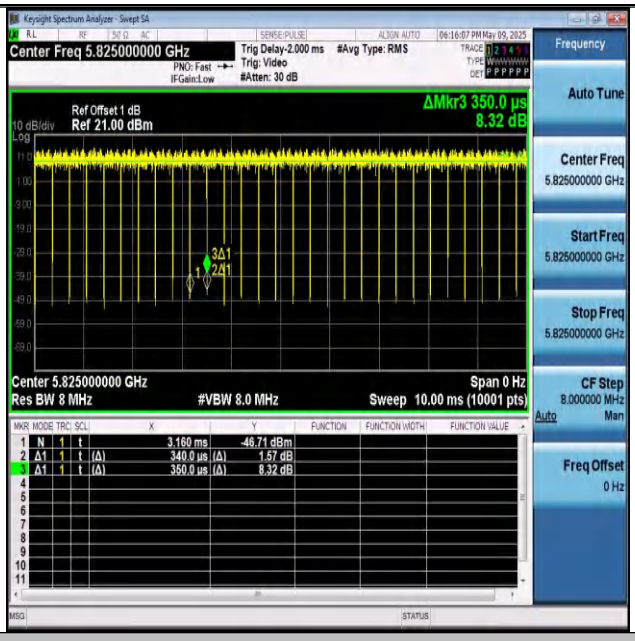

NTNV-11A-Ant1-5825

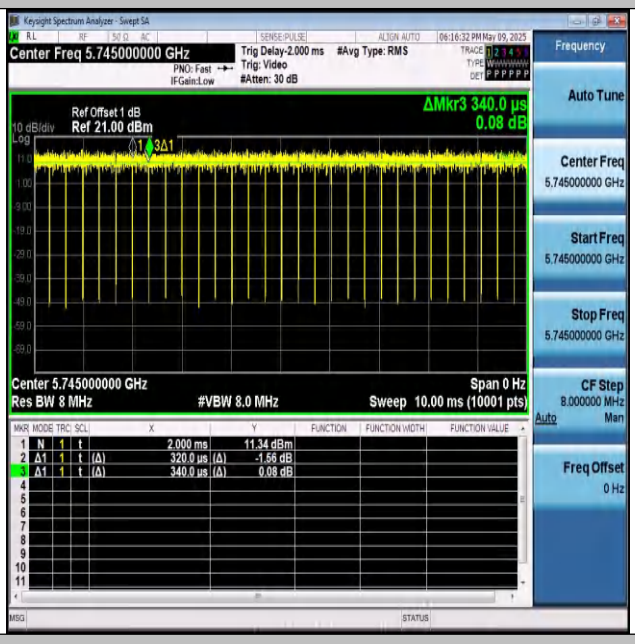

NTNV-11N20SISO-Ant1-5745

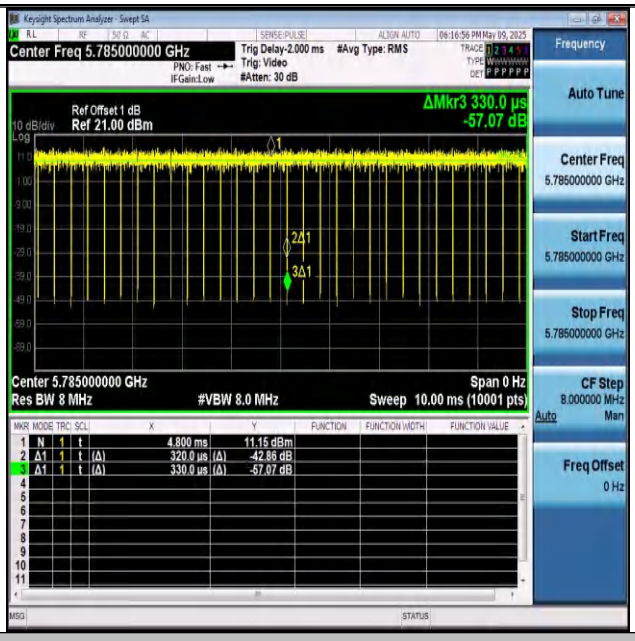

NTNV-11N20SISO-Ant1-5785

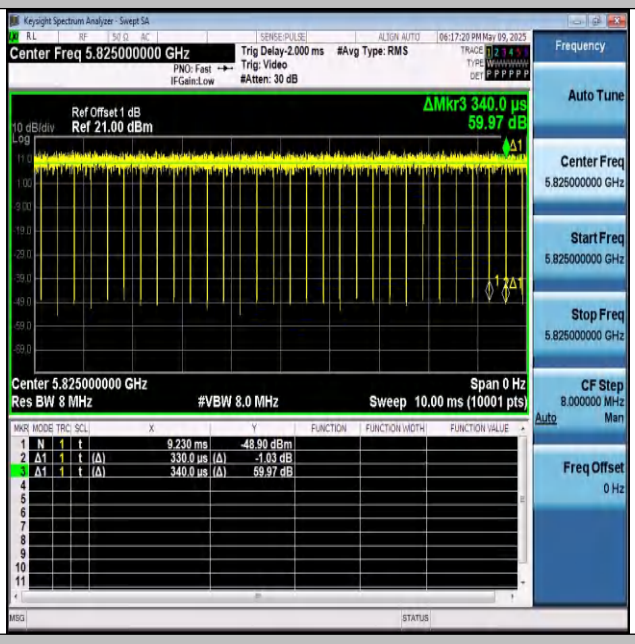

NTNV-11N20SISO-Ant1-5825

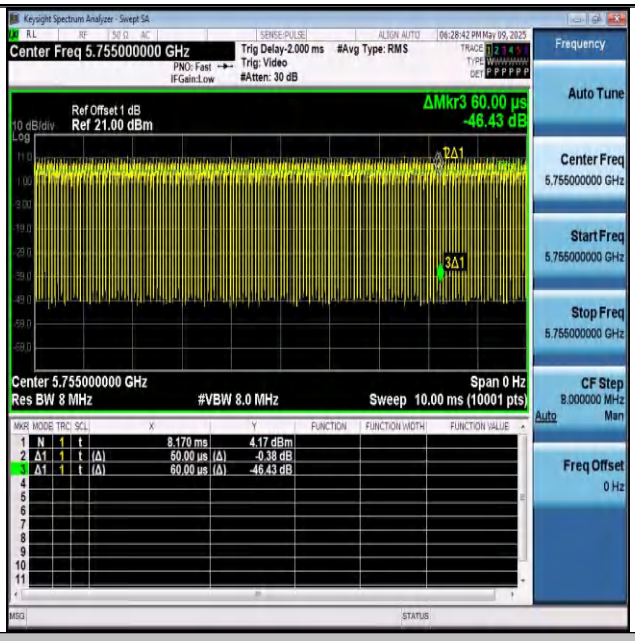

NTNV-11N40SISO-Ant1-5755

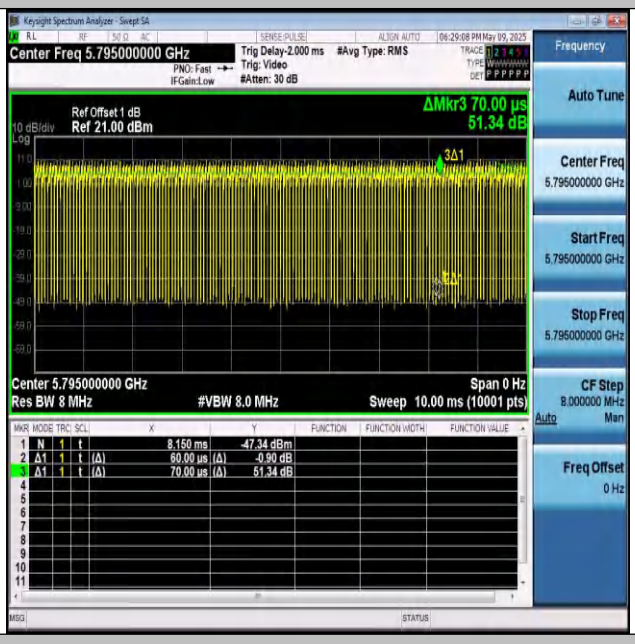

NTNV-11N40SISO-Ant1-5795

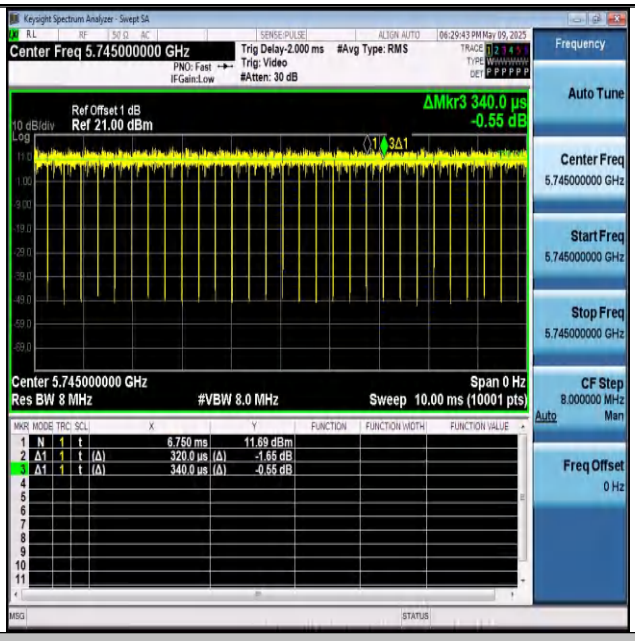

NTNV-11AC20SISO-Ant1-5745

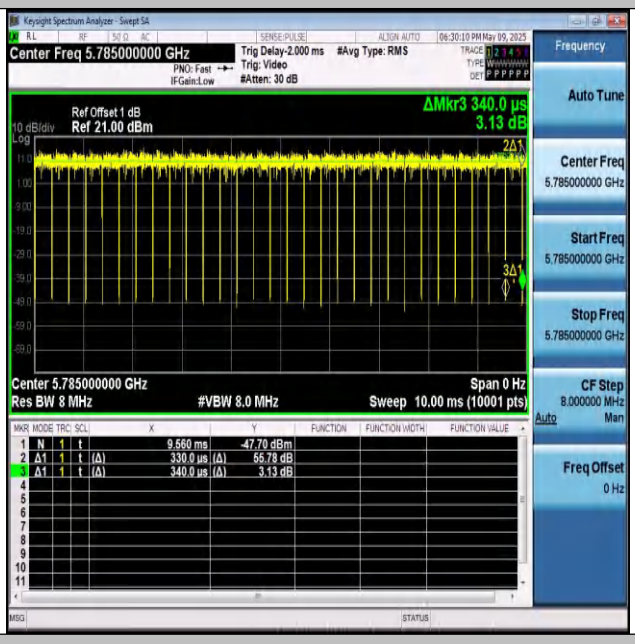

NTNV-11AC20SISO-Ant1-5785

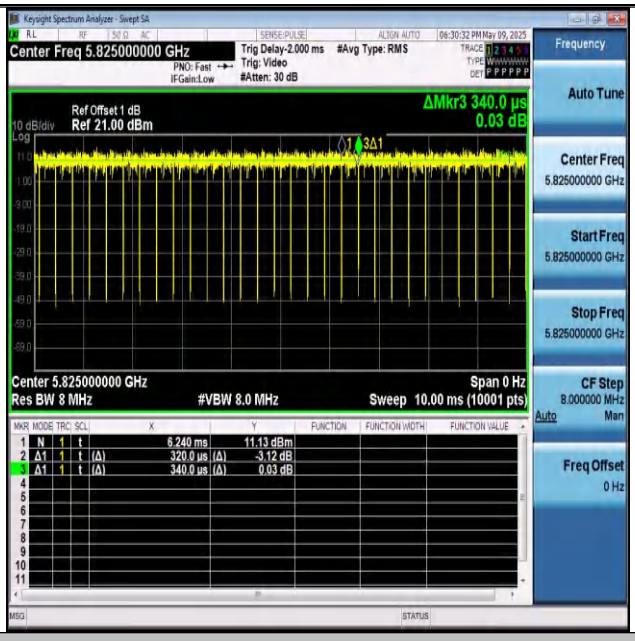

NTNV-11AC20SISO-Ant1-5825

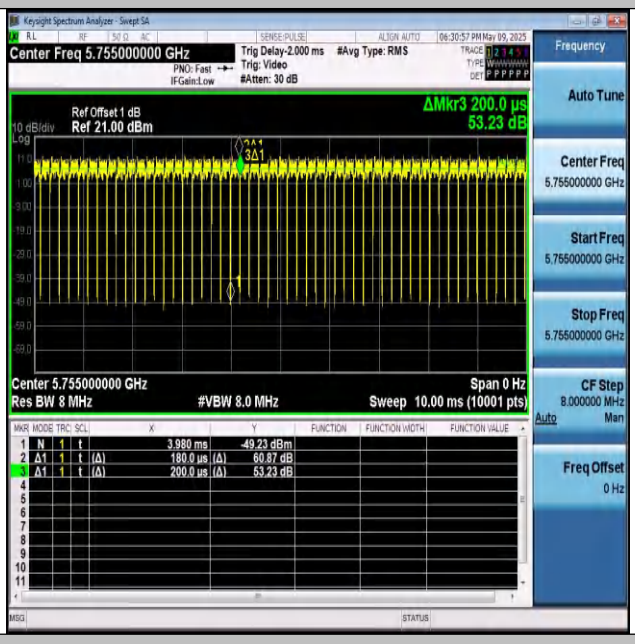

NTNV-11AC40SISO-Ant1-5755

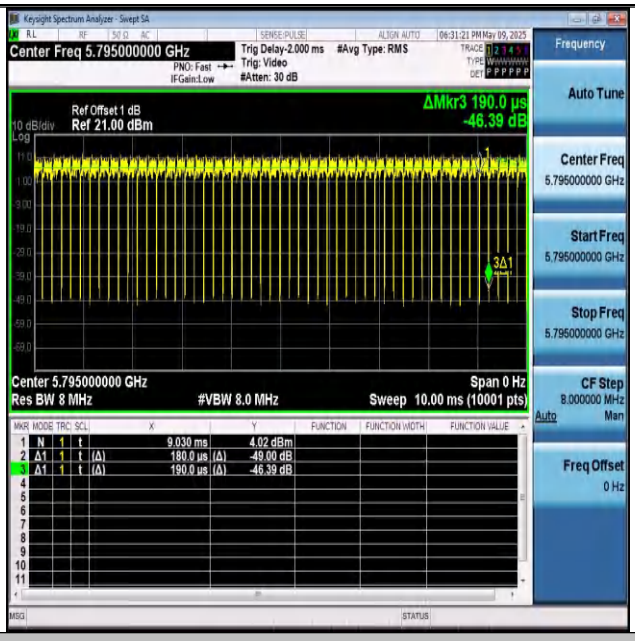

NTNV-11AC40SISO-Ant1-5795

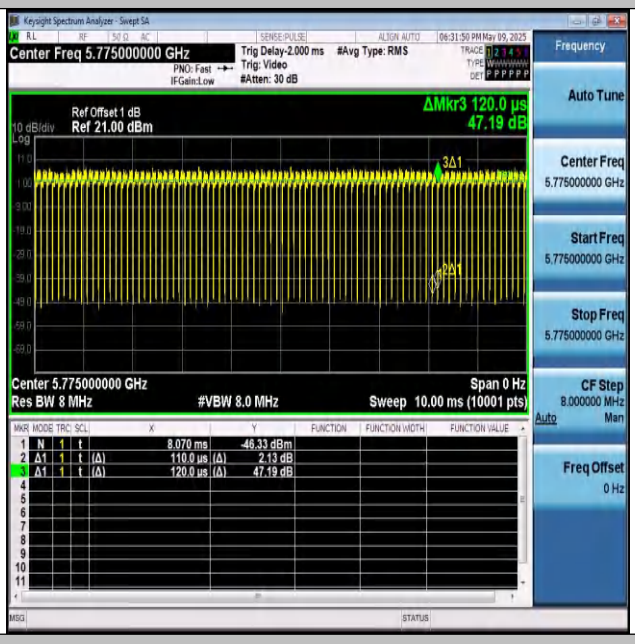

NTNV-11AC80SISO-Ant1-5775

Appendix C: Maximum Conducted Output Power

Test Result Channel Power

Test Mode	Antenna	Frequency [MHz]	Set Power	Channel Power [dBm]	Duty Cycle [%]	DC Factor [dB]	Result [dBm]	Limit [dBm]	Verdict
11A	Ant1	5745	---	13.19	94.29	0.26	13.45	≤30.00	PASS
11A	Ant1	5785	---	13.09	97.14	0.13	13.22	≤30.00	PASS
11A	Ant1	5825	---	12.94	97.14	0.13	13.07	≤30.00	PASS
11N20SISO	Ant1	5745	---	12.99	94.12	0.26	13.25	≤30.00	PASS
11N20SISO	Ant1	5785	---	12.92	96.97	0.13	13.05	≤30.00	PASS
11N20SISO	Ant1	5825	---	12.78	97.06	0.13	12.91	≤30.00	PASS
11N40SISO	Ant1	5755	---	12.83	83.33	0.79	**13.62**	≤30.00	PASS
11N40SISO	Ant1	5795	---	12.66	85.71	0.67	13.33	≤30.00	PASS
11AC20SISO	Ant1	5745	---	12.74	94.12	0.26	13.00	≤30.00	PASS
11AC20SISO	Ant1	5785	---	12.70	97.06	0.13	12.83	≤30.00	PASS
11AC20SISO	Ant1	5825	---	12.48	94.12	0.26	12.74	≤30.00	PASS
11AC40SISO	Ant1	5755	---	12.95	90.00	0.46	13.41	≤30.00	PASS
11AC40SISO	Ant1	5795	---	12.75	94.74	0.23	12.98	≤30.00	PASS
11AC80SISO	Ant1	5775	---	12.55	91.67	0.38	12.93	≤30.00	PASS

Note：1.The Duty Cycle Factor and cable loss are compensated in the graph.

Test Graphs Channel Power

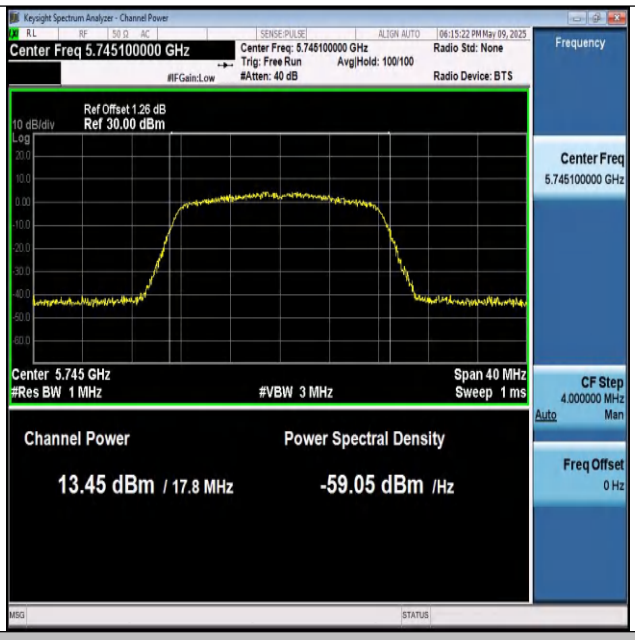

11A-Ant1-5745-PASS

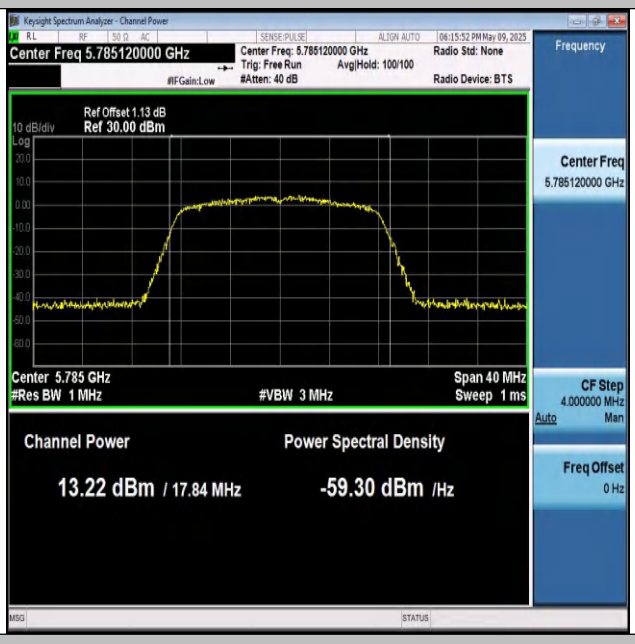

11A-Ant1-5785-PASS

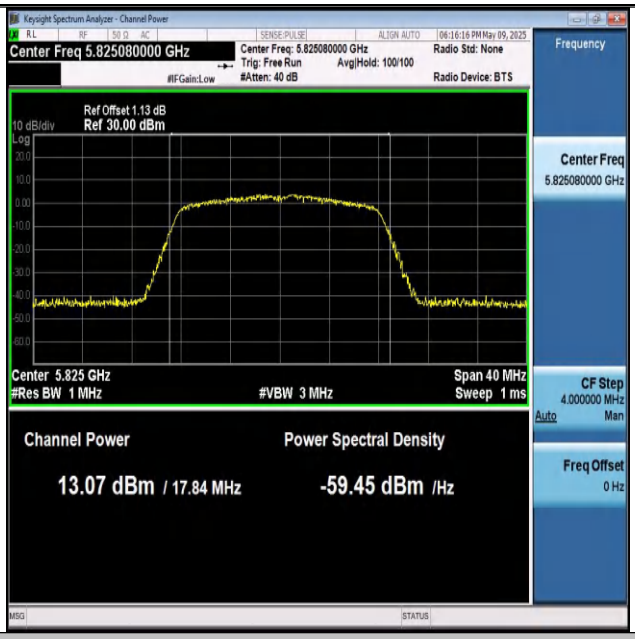

11A-Ant1-5825-PASS

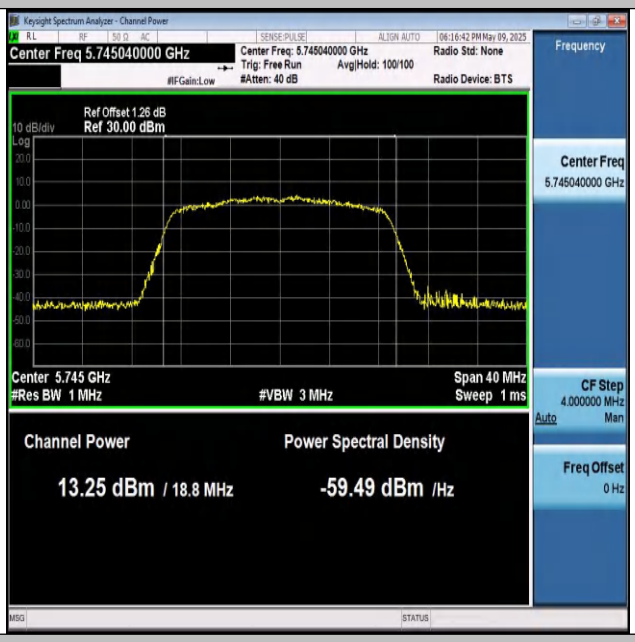

11N20SISO-Ant1-5745-PASS

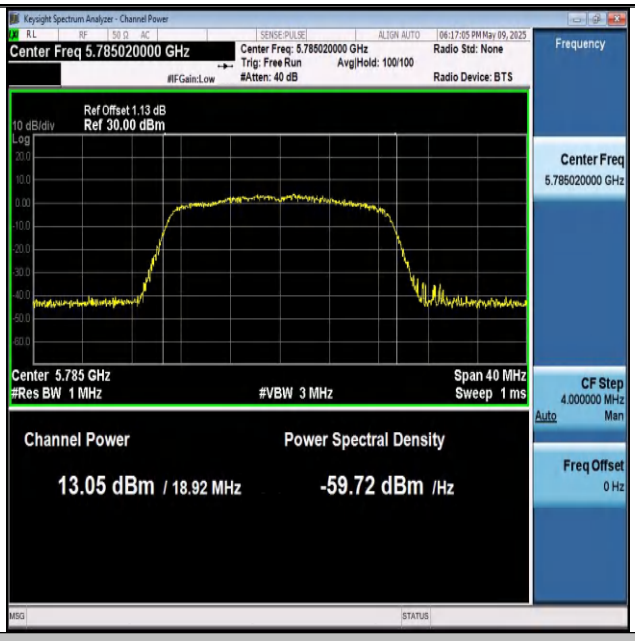

11N20SISO-Ant1-5785-PASS

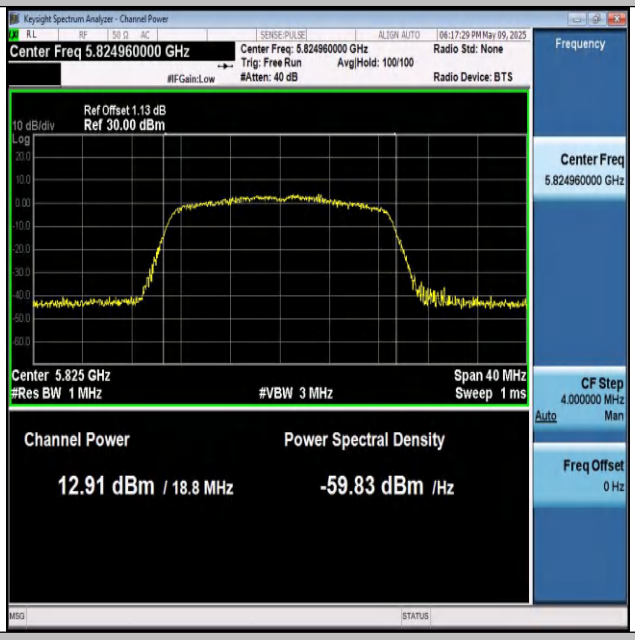

11N20SISO-Ant1-5825-PASS

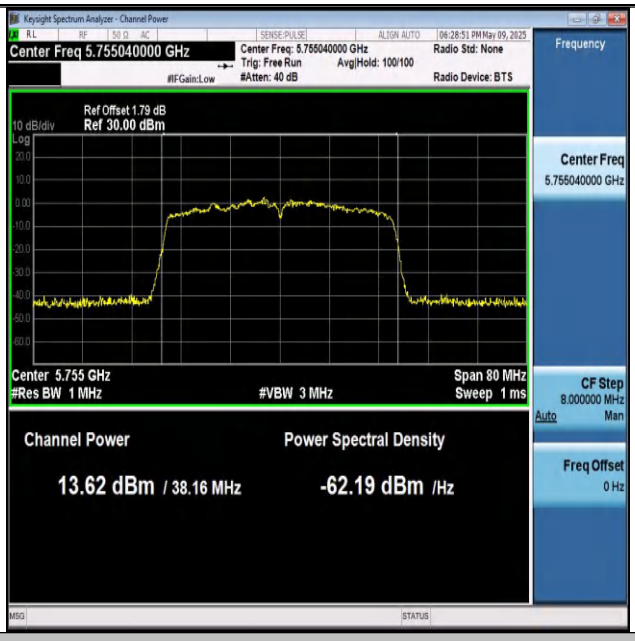

11N40SISO-Ant1-5755-PASS

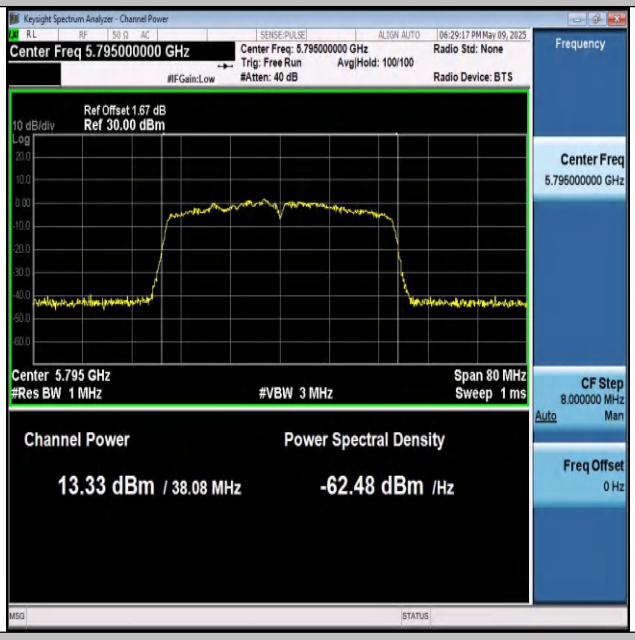

11N40SISO-Ant1-5795-PASS

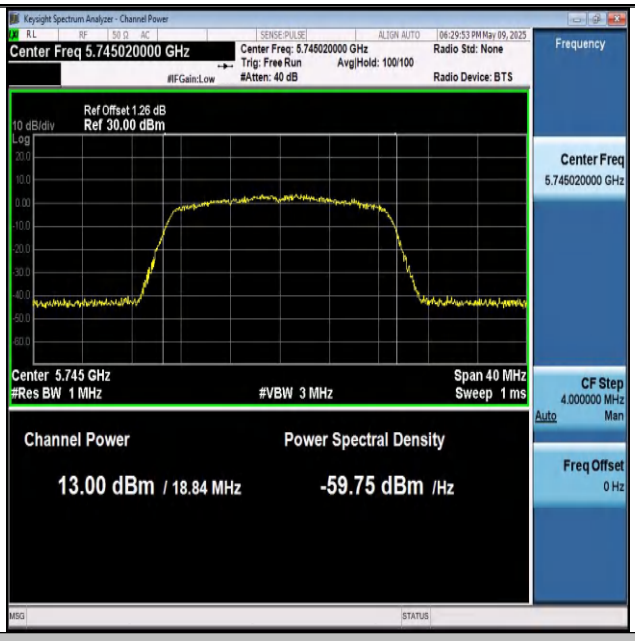

11AC20SISO-Ant1-5745-PASS

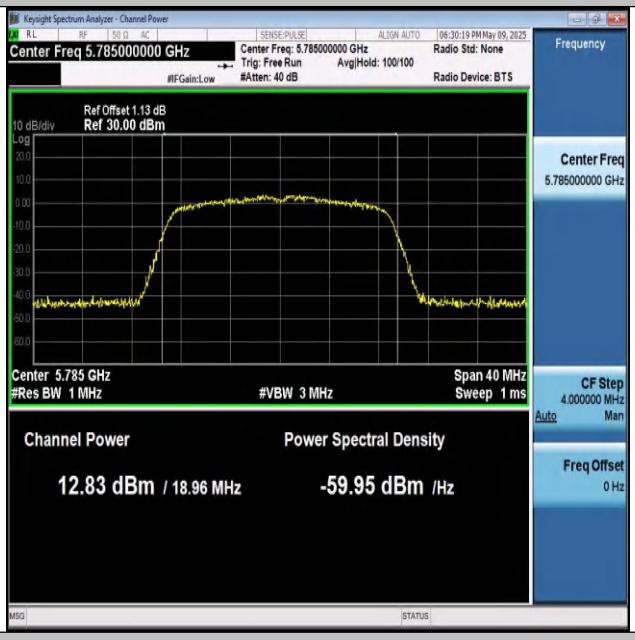

11AC20SISO-Ant1-5785-PASS

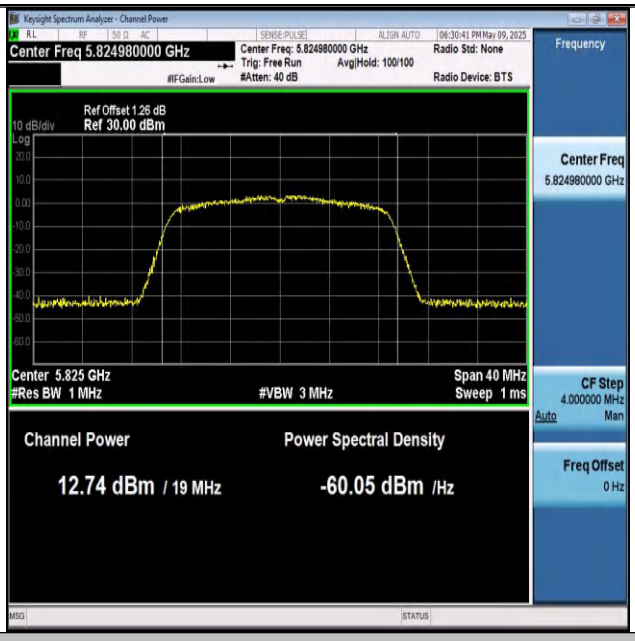

11AC20SISO-Ant1-5825-PASS

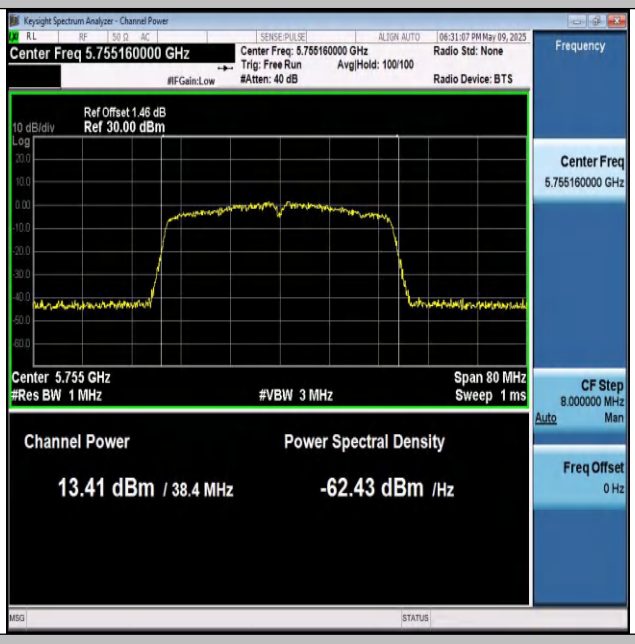

11AC40SISO-Ant1-5755-PASS

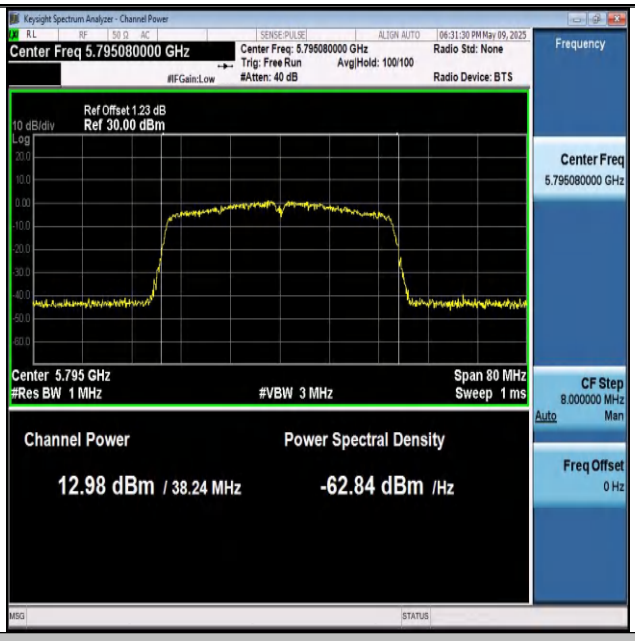

11AC40SISO-Ant1-5795-PASS

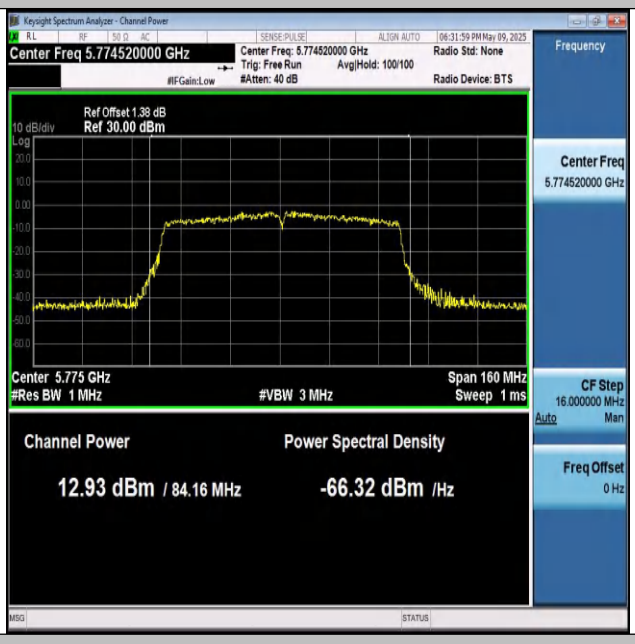

11AC80SISO-Ant1-5775-PASS

Appendix D: Maximum Power Spectral Density

Test Result

Test Mode	Antenna	Frequency [MHz]	Reading Result [dBm/MHz]	DC Factor [dBm]	Result [dBm/500KHz]	Limit [dBm/500KHz]	Verdict
11A	Ant1	5745	-3.45	0.26	-3.28	≤30.00	PASS
11A	Ant1	5785	-3.88	0.13	-3.84	≤30.00	PASS
11A	Ant1	5825	-4.12	0.13	-4.08	≤30.00	PASS
11N20SISO	Ant1	5745	-3.87	0.26	-3.70	≤30.00	PASS
11N20SISO	Ant1	5785	-3.85	0.13	-3.81	≤30.00	PASS
11N20SISO	Ant1	5825	-4.35	0.13	-4.31	≤30.00	PASS
11N40SISO	Ant1	5755	-6.64	0.79	-5.94	≤30.00	PASS
11N40SISO	Ant1	5795	-6.47	0.67	-5.89	≤30.00	PASS
11AC20SISO	Ant1	5745	-3.68	0.26	-3.51	≤30.00	PASS
11AC20SISO	Ant1	5785	-4.02	0.13	-3.98	≤30.00	PASS
11AC20SISO	Ant1	5825	-4.30	0.26	-4.13	≤30.00	PASS
11AC40SISO	Ant1	5755	-7.18	0.46	-6.81	≤30.00	PASS
11AC40SISO	Ant1	5795	-5.04	0.23	-4.90	≤30.00	PASS
11AC80SISO	Ant1	5775	-10.77	0.38	-10.48	≤30.00	PASS

Note：1.The Duty Cycle Factor and cable loss are compensated in the graph.

Test Graphs

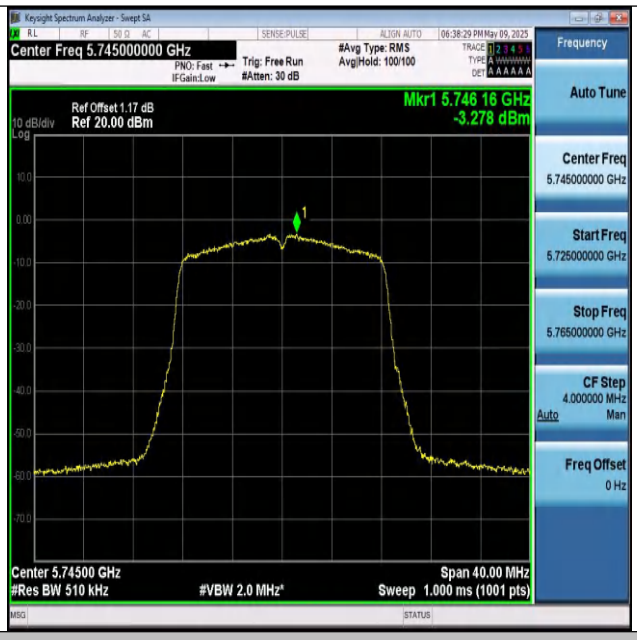

11A-Ant1-5745-PASS

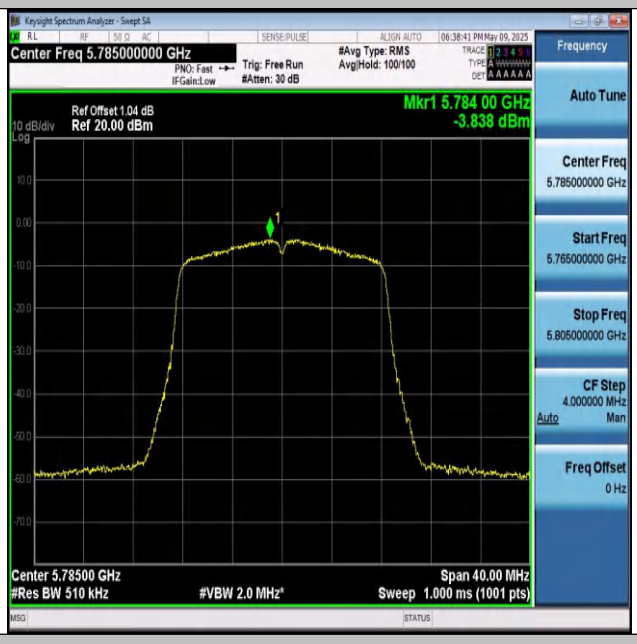

11A-Ant1-5785-PASS

11A-Ant1-5825-PASS

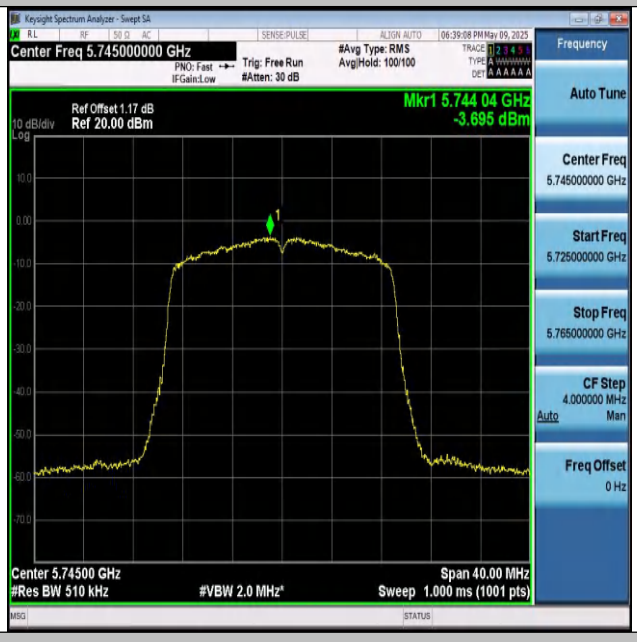

11N20SISO-Ant1-5745-PASS

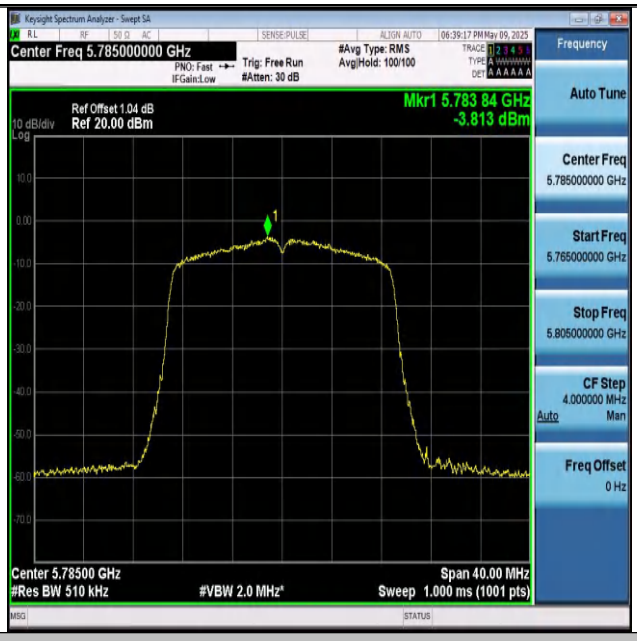

11N20SISO-Ant1-5785-PASS

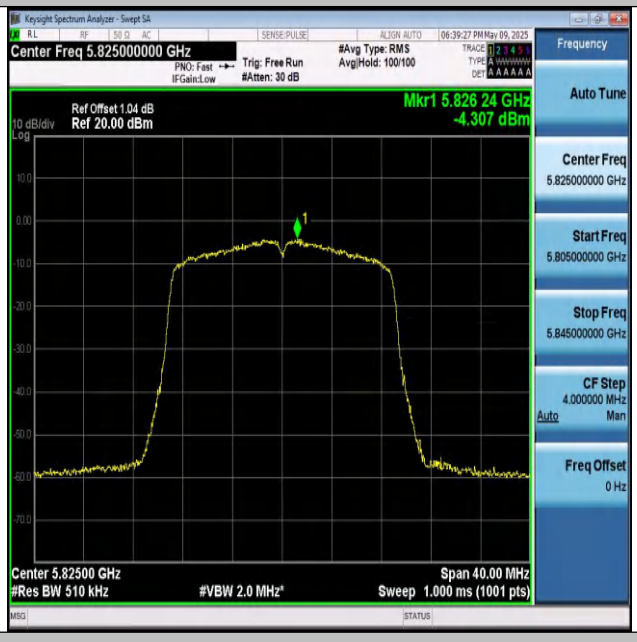

11N20SISO-Ant1-5825-PASS

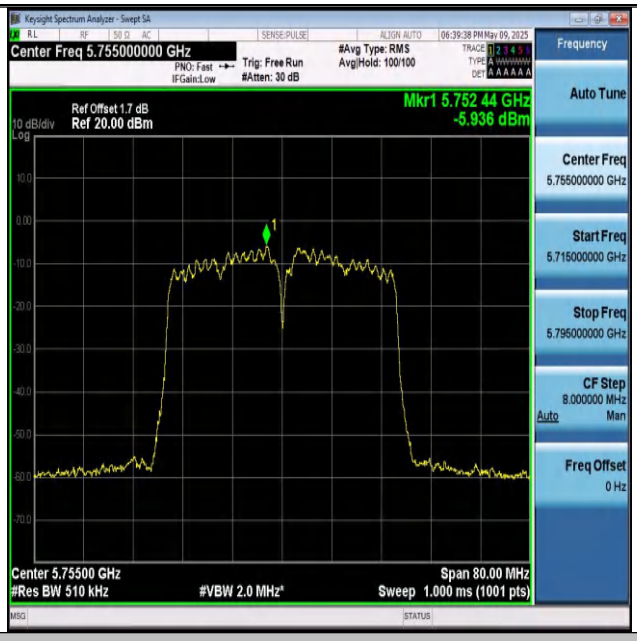

11N40SISO-Ant1-5755-PASS

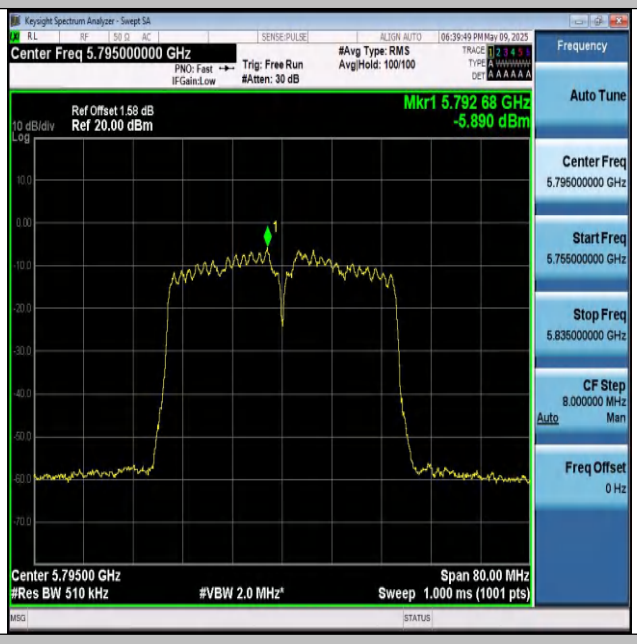

11N40SISO-Ant1-5795-PASS

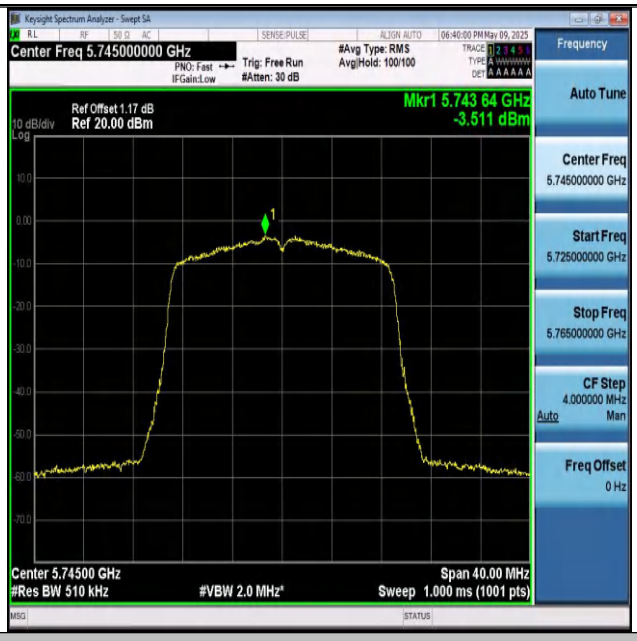

11AC20SISO-Ant1-5745-PASS

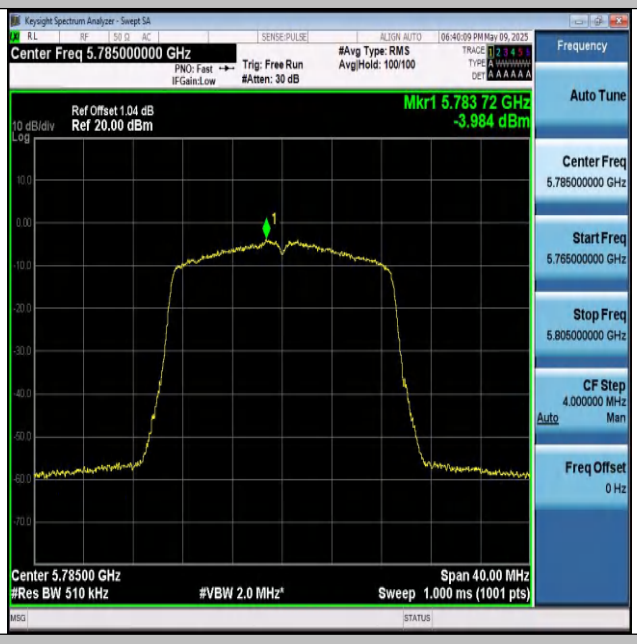

11AC20SISO-Ant1-5785-PASS

11AC20SISO-Ant1-5825-PASS

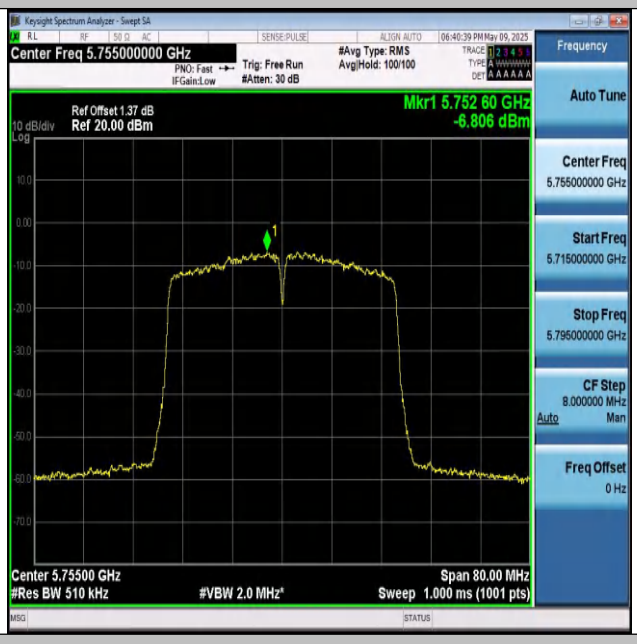

11AC40SISO-Ant1-5755-PASS

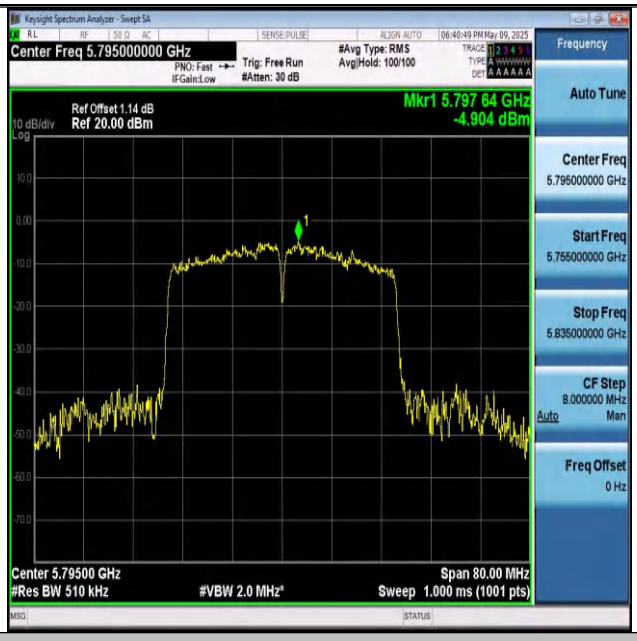

11AC40SISO-Ant1-5795-PASS

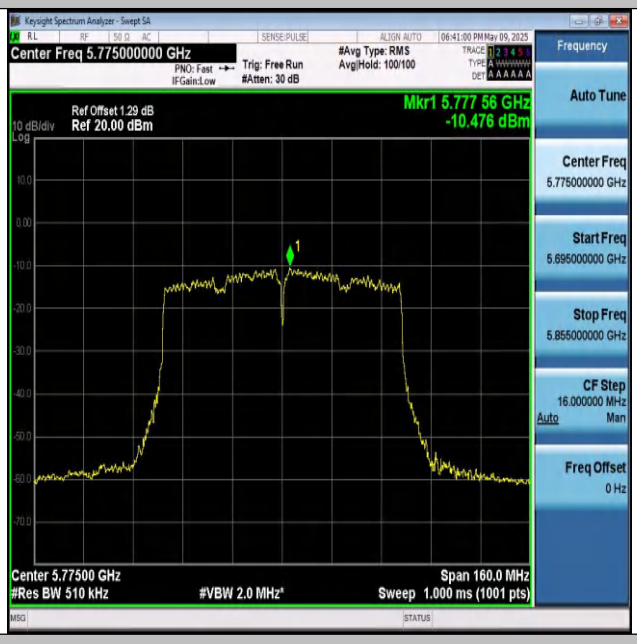

11AC80SISO-Ant1-5775-PASS

Appendix E: Band edge measurements

Test Result

Test Mode	Antenna	Ch. Name	Frequency [MHz]	FreqRange [MHz]	Result [dBm]	Limit [dBm]	Verdict
11A	Ant1	Low	5745	5720~5725	-48.35	≤16.34	PASS
11A	Ant1	Low	5745	5700~5720	-47.96	≤11.22	PASS
11A	Ant1	Low	5745	5650~5700	-51.53	≤-26.36	PASS
11A	Ant1	Low	5745	5760~5650	-50.62	≤-27	PASS
11A	Ant1	High	5825	5850~5855	-48.94	≤17.57	PASS
11A	Ant1	High	5825	5855~5875	-48.97	≤10.06	PASS
11A	Ant1	High	5825	5875~5925	-51.22	≤-26.61	PASS
11A	Ant1	High	5825	5925~5935	-49.77	≤-27	PASS
11N20SISO	Ant1	Low	5745	5720~5725	-47.96	≤16.87	PASS
11N20SISO	Ant1	Low	5745	5700~5720	-49.96	≤10.18	PASS
11N20SISO	Ant1	Low	5745	5650~5700	-49.19	≤-26.45	PASS
11N20SISO	Ant1	Low	5745	5760~5650	-50.01	≤-27	PASS
11N20SISO	Ant1	High	5825	5850~5855	-49.45	≤16.96	PASS
11N20SISO	Ant1	High	5825	5855~5875	-49.16	≤10.85	PASS
11N20SISO	Ant1	High	5825	5875~5925	-50.51	≤-26.91	PASS
11N20SISO	Ant1	High	5825	5925~5935	-49.62	≤-27	PASS
11N40SISO	Ant1	Low	5755	5720~5725	-48.75	≤16.04	PASS
11N40SISO	Ant1	Low	5755	5700~5720	-48.98	≤10.40	PASS
11N40SISO	Ant1	Low	5755	5650~5700	-50.15	≤-26.10	PASS
11N40SISO	Ant1	Low	5755	5780~5650	-50.85	≤-27	PASS
11N40SISO	Ant1	High	5795	5850~5855	-51.1	≤15.66	PASS
11N40SISO	Ant1	High	5795	5855~5875	-48.99	≤10.16	PASS
11N40SISO	Ant1	High	5795	5875~5925	-51.17	≤-26.95	PASS
11N40SISO	Ant1	High	5795	5925~5935	-49.33	≤-27	PASS
11AC20SISO	Ant1	Low	5745	5720~5725	-47.64	≤16.08	PASS
11AC20SISO	Ant1	Low	5745	5700~5720	-48.03	≤11.05	PASS
11AC20SISO	Ant1	Low	5745	5650~5700	-49.57	≤-25.76	PASS
11AC20SISO	Ant1	Low	5745	5760~5650	-50.3	≤-27	PASS
11AC20SISO	Ant1	High	5825	5850~5855	-50.17	≤16.96	PASS
11AC20SISO	Ant1	High	5825	5855~5875	-48.77	≤10.06	PASS
11AC20SISO	Ant1	High	5825	5875~5925	-49.8	≤-25.81	PASS
11AC20SISO	Ant1	High	5825	5925~5935	-49.95	≤-27	PASS
11AC40SISO	Ant1	Low	5755	5720~5725	-48.4	≤15.74	PASS
11AC40SISO	Ant1	Low	5755	5700~5720	-49.01	≤11.19	PASS
11AC40SISO	Ant1	Low	5755	5650~5700	-49.82	≤-26.90	PASS
11AC40SISO	Ant1	Low	5755	5780~5650	-49.38	≤-27	PASS

11AC40SISO	Ant1	High	5795	5850~5855	-50.17	≤15.66	PASS
11AC40SISO	Ant1	High	5795	5855~5875	-49.17	≤11.26	PASS
11AC40SISO	Ant1	High	5795	5875~5925	-50.22	≤-25.98	PASS
11AC40SISO	Ant1	High	5795	5925~5935	-50.21	≤-27	PASS
11AC80SISO	Ant1	Low	5775	5720~5725	-41.35	≤16.00	PASS
11AC80SISO	Ant1	Low	5775	5700~5720	-41.62	≤13.65	PASS
11AC80SISO	Ant1	Low	5775	5650~5700	-50.26	≤-26.57	PASS
11AC80SISO	Ant1	Low	5775	5800~5650	-48.94	≤-27	PASS

Note: 1. The margin plus the antenna gain also meets the limit.
2. Regarding the spurious emissions from 30MHz to 26.5GHz, the cable lose have been set in the 'offset' of the Spectrum Analyzer during the test.

Test Graphs

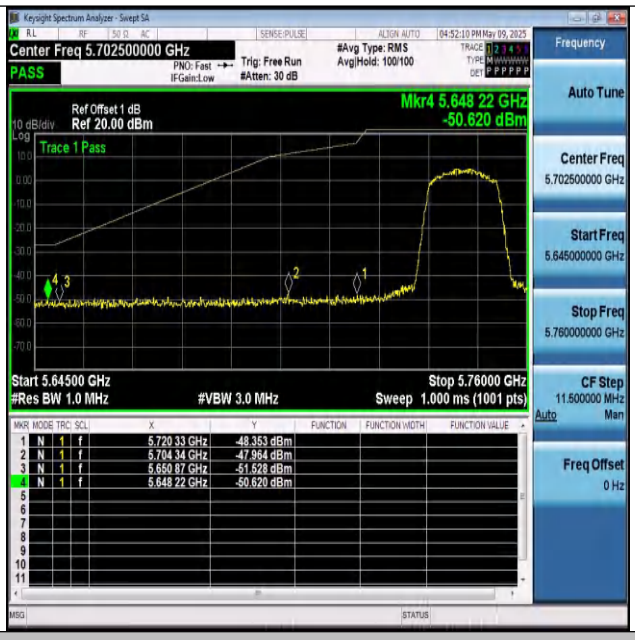

11A-Ant1-5745-PASS

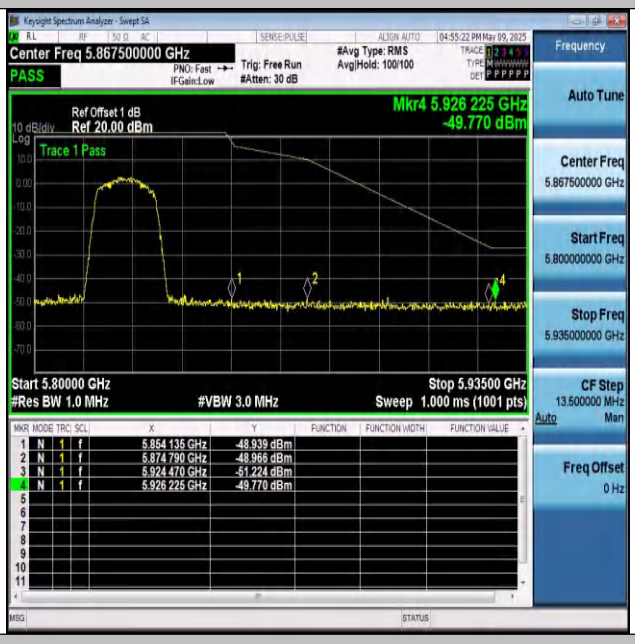

11A-Ant1-5825-PASS

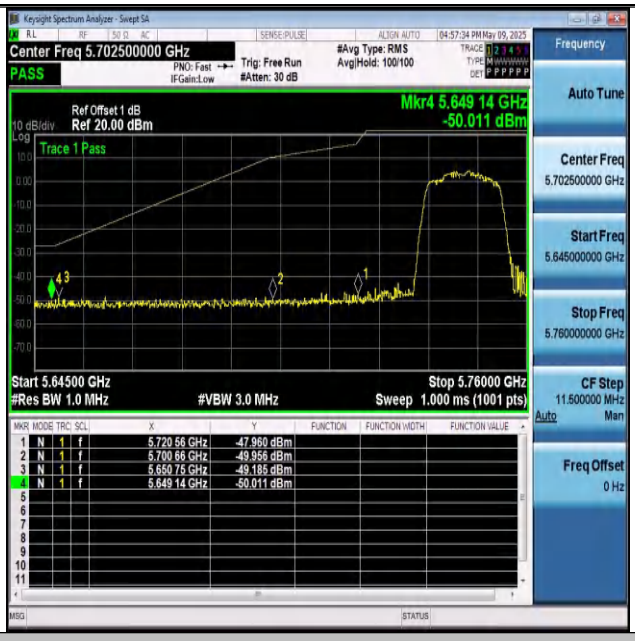

11N20SISO-Ant1-5745-PASS

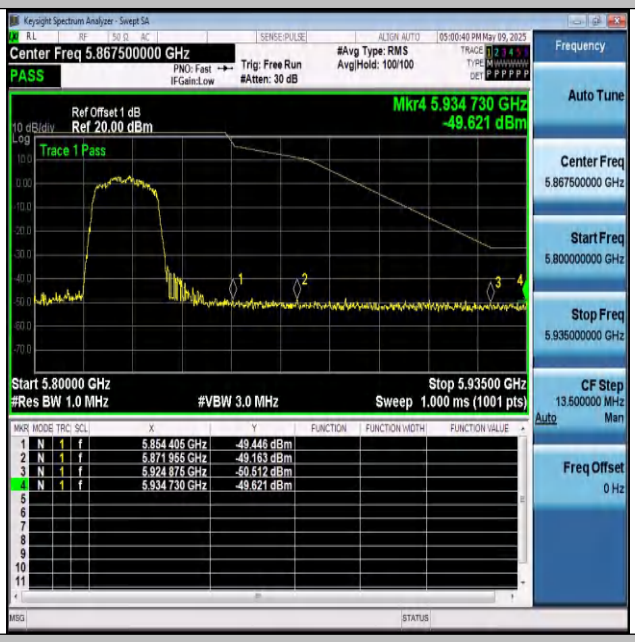

11N20SISO-Ant1-5825-PASS

11N40SISO-Ant1-5755-PASS

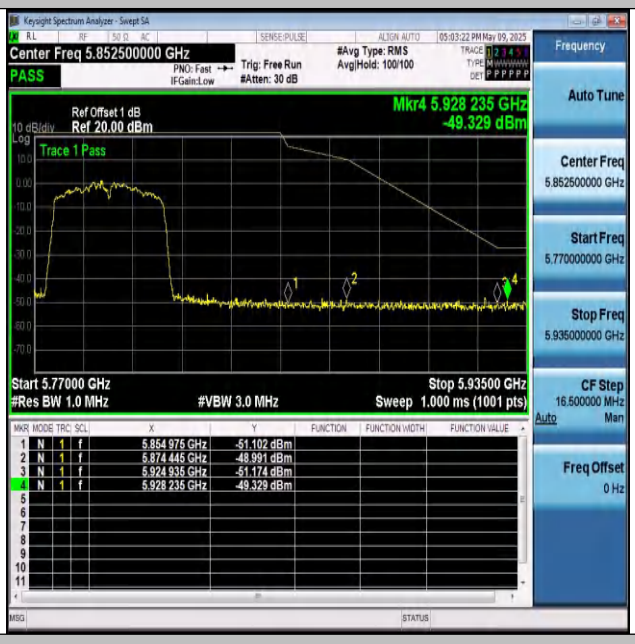

11N40SISO-Ant1-5795-PASS

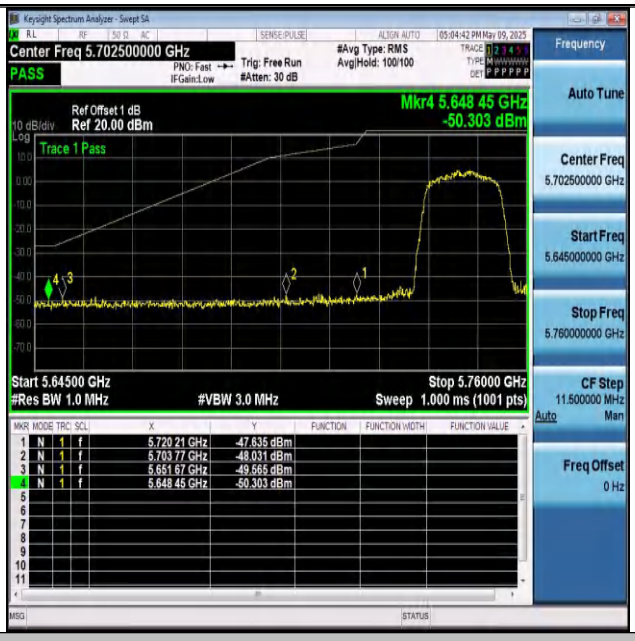

11AC20SISO-Ant1-5745-PASS

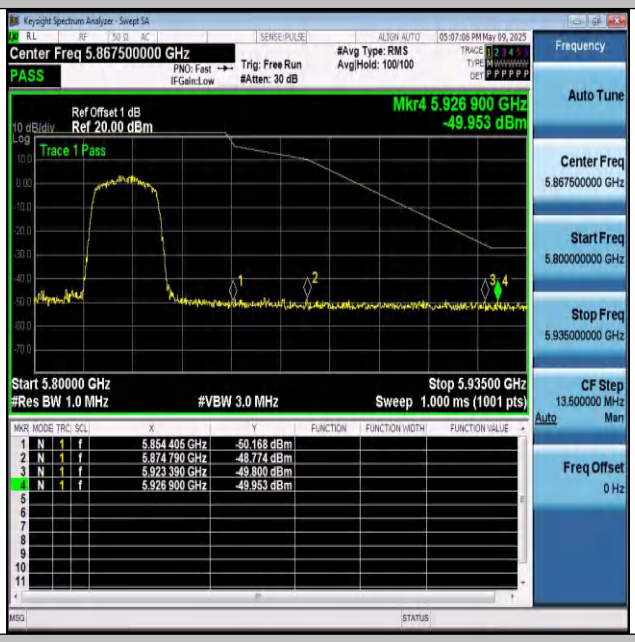

11AC20SISO-Ant1-5825-PASS

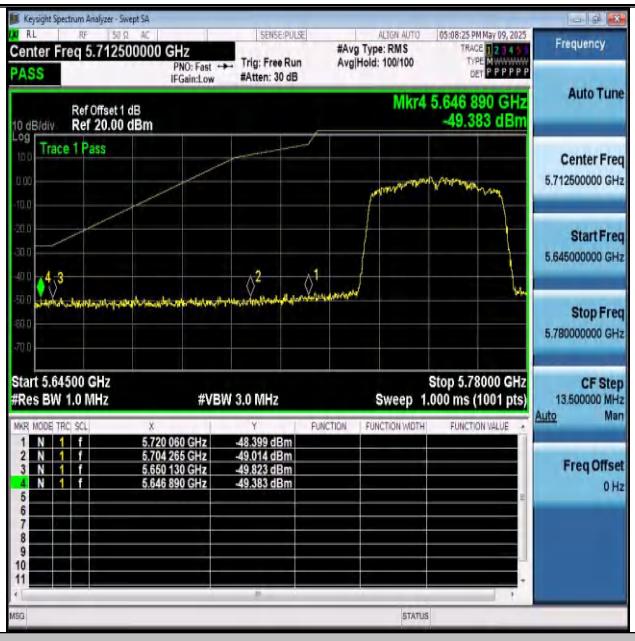

11AC40SISO-Ant1-5755-PASS

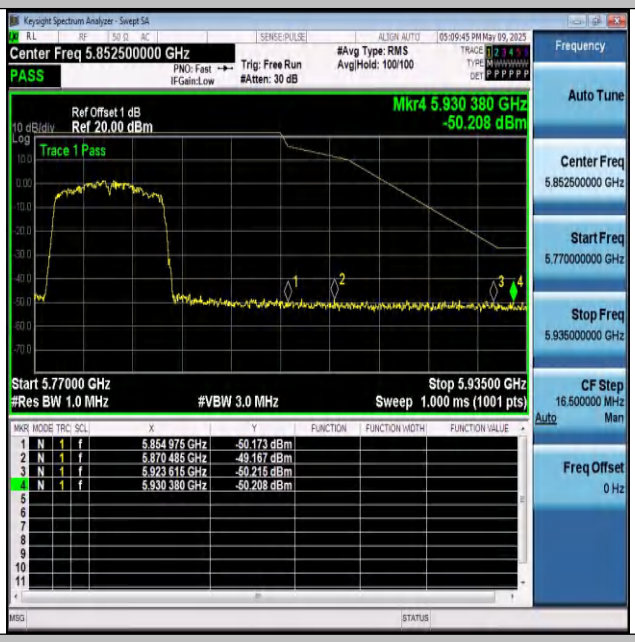

11AC40SISO-Ant1-5795-PASS

11AC80SISO-Ant1-5775-PASS

---End---