Appendix Test Data

Report No.:	1812C50244112501	Test Sample No.:	1-2-2
Start Test Date:	2025-5-27	Finish Test Date:	2025-5-28
Test Engineer:	Huisen Guan	Auditor:	Justin Feng
Temperature:	24.5℃	Relative Humidity:	51%
Pressure:	101kPa		

Appendix A: 6dB Bandwidth

Test Result

Test Mode	Antenna	Frequency[MHz]	6dB BW [MHz]	FL[MHz]	FH[MHz]	Limit[MHz]	Verdict
BLE_1M	Ant1	2402	0.66	2401.67	2402.32	0.5	PASS
BLE_1M	Ant1	2440	0.67	2439.66	2440.33	0.5	PASS
BLE_1M	Ant1	2480	0.65	2479.67	2480.32	0.5	PASS

Test Graphs

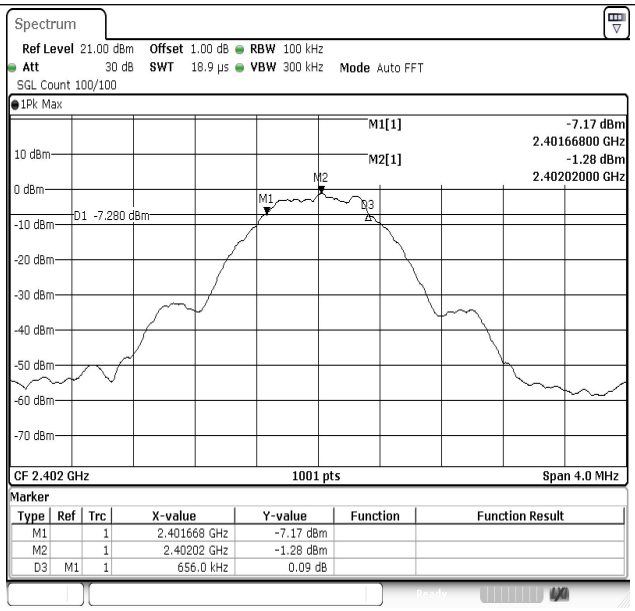

BLE_1M-Ant1-2402-PASS

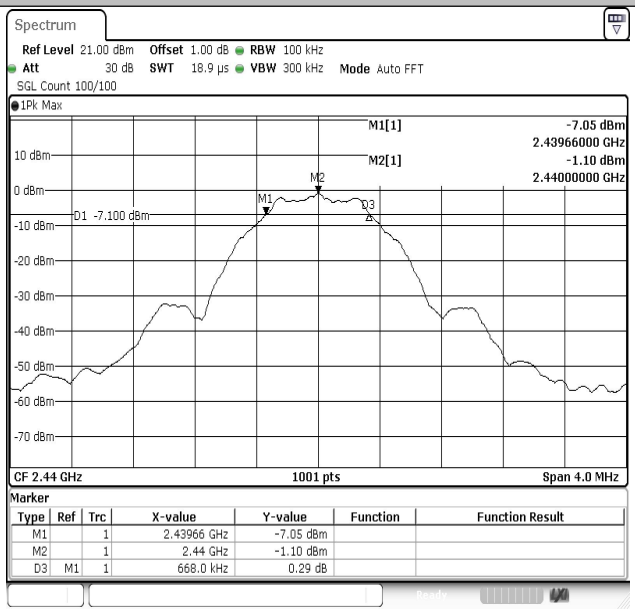

BLE_1M-Ant1-2440-PASS

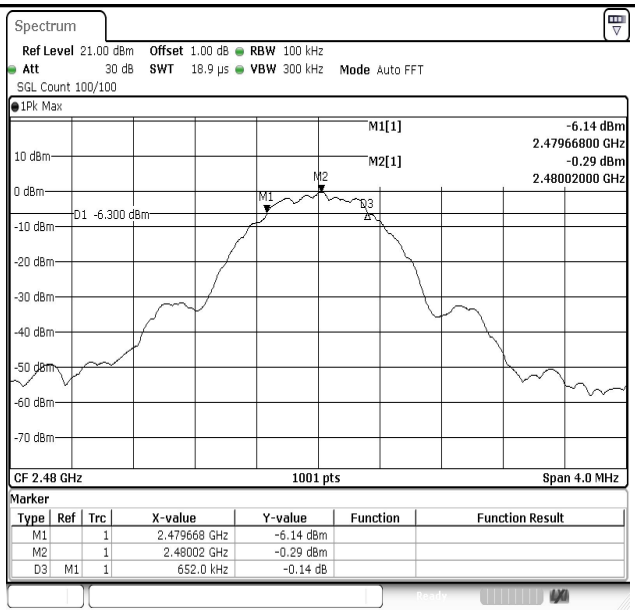

BLE_1M-Ant1-2480-PASS

Appendix B: 99% Occupied Bandwidth

Test Result

Test Mode	Antenna	Frequency[MHz]	OCB [MHz]	FL[MHz]	FH[MHz]	Limit[MHz]	Verdict
BLE_1M	Ant1	2402	1.0190	2401.4925	2402.5115	---	---
BLE_1M	Ant1	2440	1.0190	2439.4885	2440.5075	---	---
BLE_1M	Ant1	2480	1.0190	2479.4925	2480.5115	---	---

Test Graphs

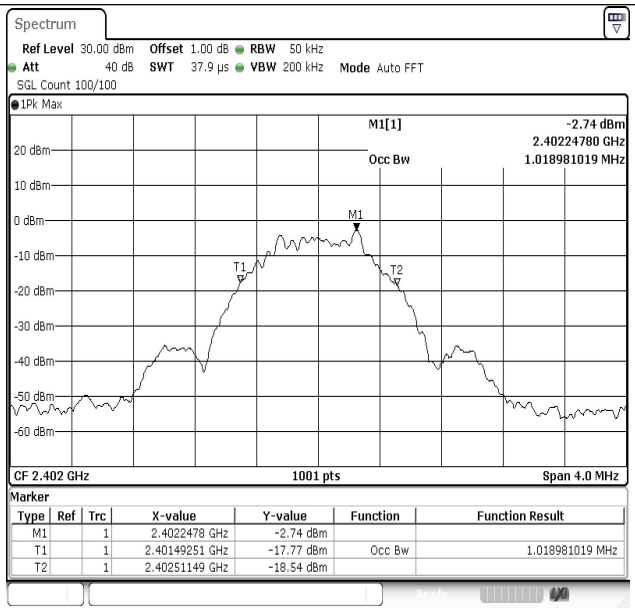

BLE_1M-Ant1-2402

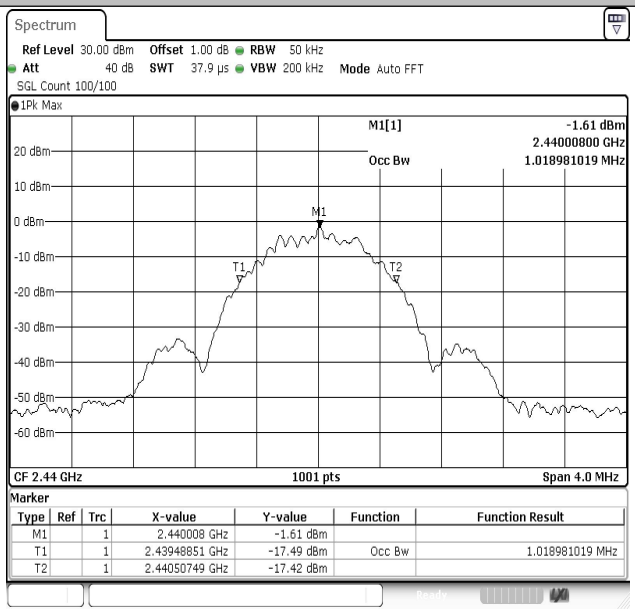

BLE_1M-Ant1-2440

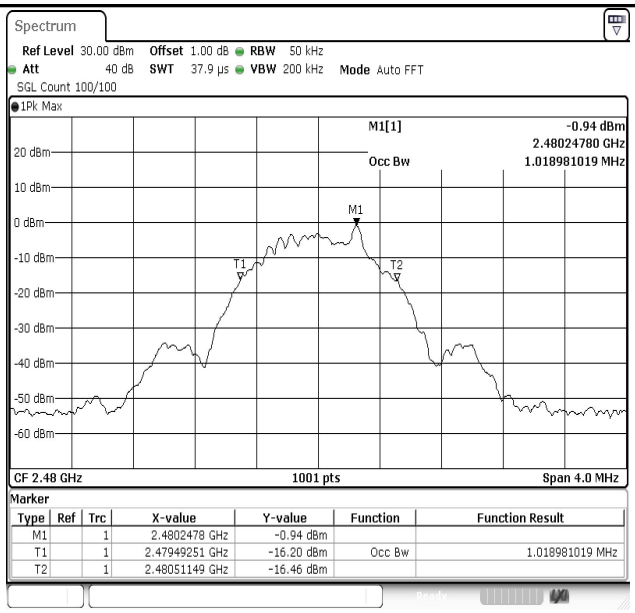

BLE_1M-Ant1-2480

Appendix C: Maximum conducted output power

Test Result Peak

Test Mode	Antenna	Frequency [MHz]	Conducted Peak Power[dBm]	Conducted Limit[dBm]	Verdict
BLE_1M	Ant1	2402	-0.73	≤30	PASS
BLE_1M	Ant1	2440	-0.20	≤30	PASS
BLE_1M	Ant1	2480	0.34	≤30	PASS

Test Graphs Peak

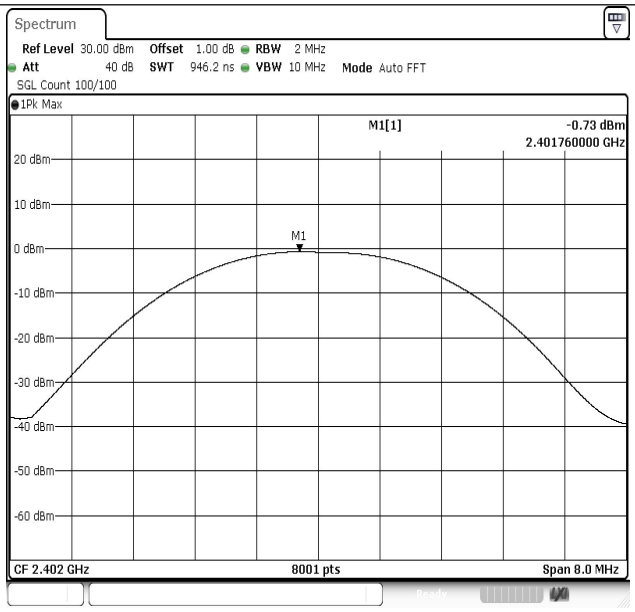

BLE_1M-Ant1-2402-PASS

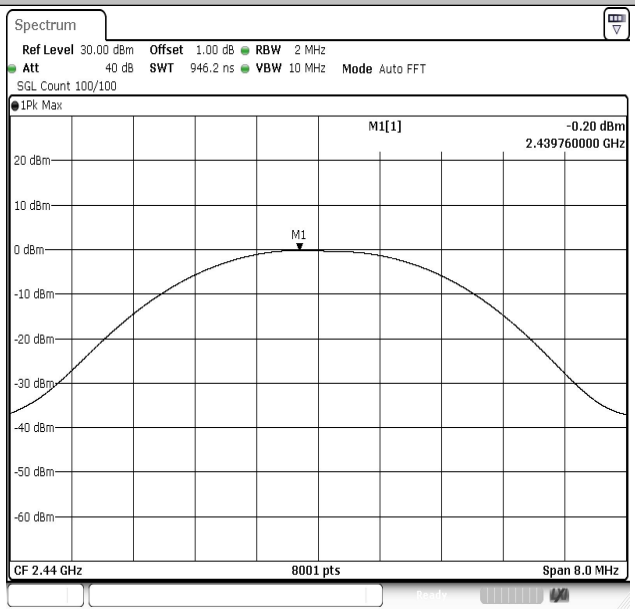

BLE_1M-Ant1-2440-PASS

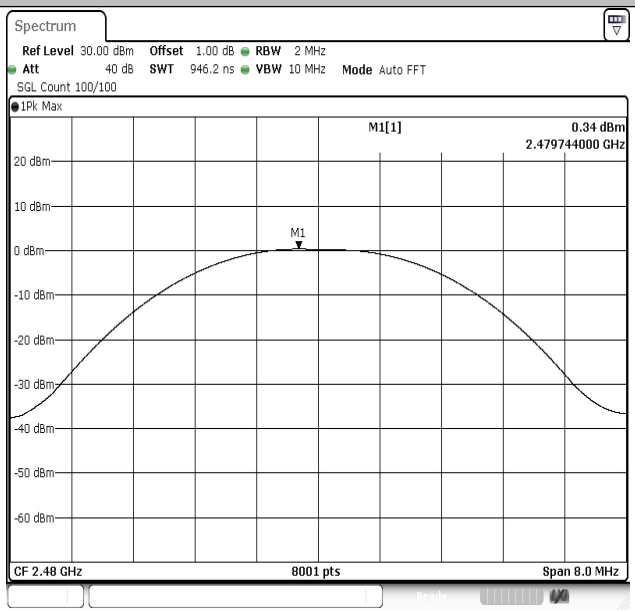

BLE_1M-Ant1-2480-PASS

Appendix D: Maximum power spectral density

Test Result

TestMode	Antenna	Frequency[MHz]	Result[dBm/3kHz]	Limit[dBm/3kHz]	Verdict
BLE_1M	Ant1	2402	-17.21	≤8.00	PASS
BLE_1M	Ant1	2440	-16.75	≤8.00	PASS
BLE_1M	Ant1	2480	-16.34	≤8.00	PASS

Test Graphs

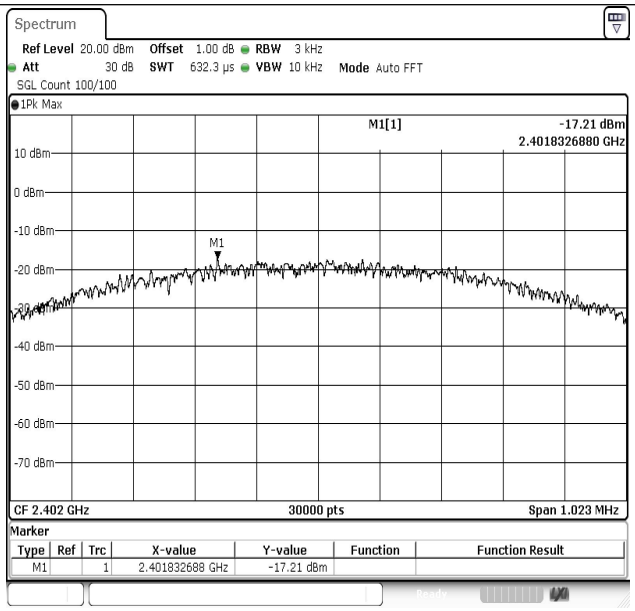

BLE_1M-Ant1-2402-PASS

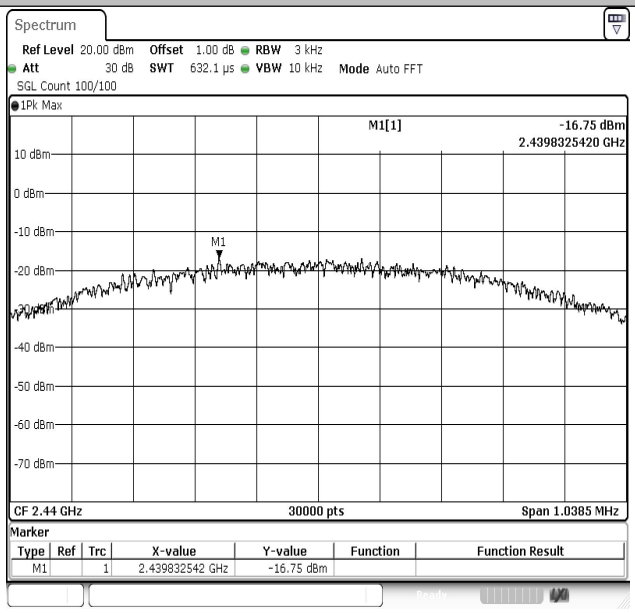

BLE_1M-Ant1-2440-PASS

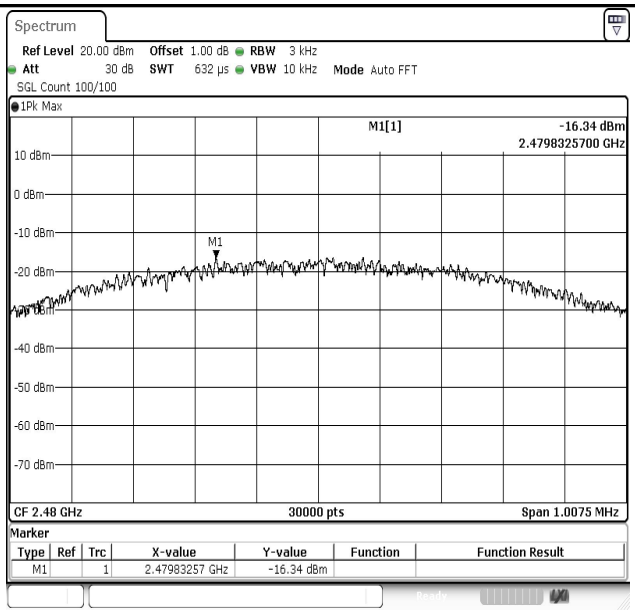

BLE_1M-Ant1-2480-PASS

Appendix E: Band edge measurements

Test Result

Test Mode	Antenna	ChName	Frequency [MHz]	RefLevel [dBm]	Result [dBm]	Limit [dBm]	Verdict
BLE_1M	Ant1	Low	2402	-1.51	-46.61	≤-21.51	PASS
BLE_1M	Ant1	High	2480	0.00	-50.07	≤-20	PASS

Remark:1. Regarding the spurious emissions from 30MHz to 26.5GHz, the cable lose have been set in the 'offset' of the Spectrum Analyzer during the test.

Test Graphs

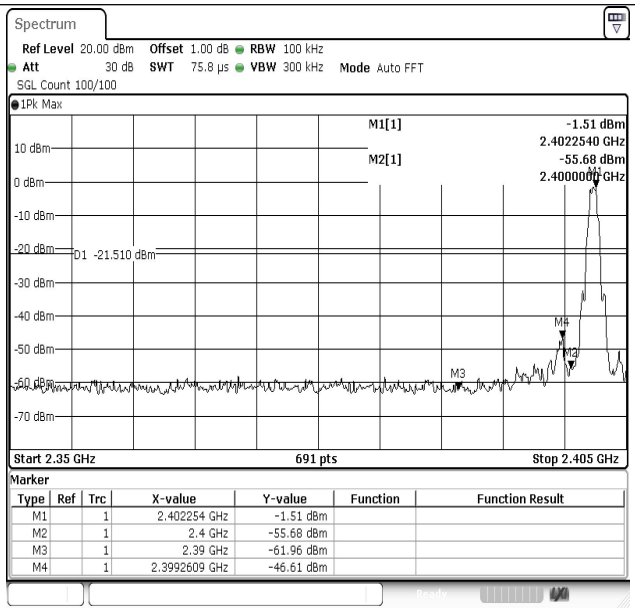

BLE_1M-Ant1-2402-PASS

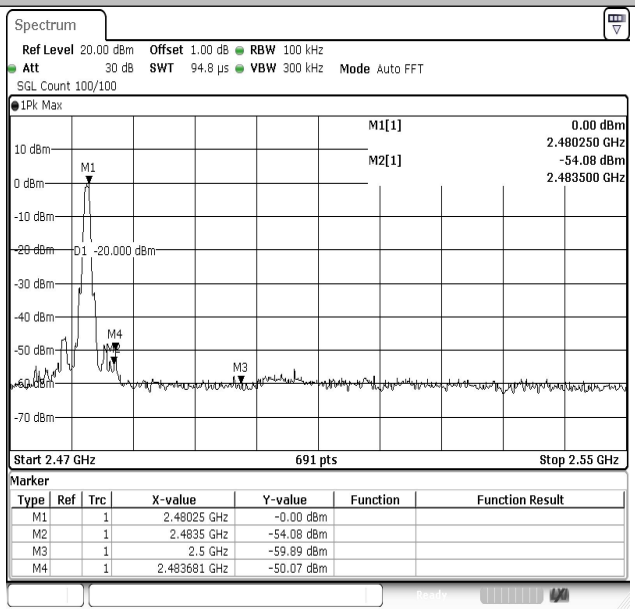

BLE_1M-Ant1-2480-PASS

Appendix F: Conducted Spurious Emission

Test Result

Test Mode	Antenna	Frequency [MHz]	Freq. Range [MHz]	Ref. Level [dBm]	Result [dBm]	Limit [dBm]	Verdict
BLE_1M	Ant1	2402	0~Reference	-1.46	-1.46	---	PASS
BLE_1M	Ant1	2402	30~1000	-1.46	-68.83	≤-21.46	PASS
BLE_1M	Ant1	2402	1000~26500	-1.46	-46.42	≤-21.46	PASS
BLE_1M	Ant1	2440	0~Reference	-1.76	-1.76	---	PASS
BLE_1M	Ant1	2440	30~1000	-1.76	-68.82	≤-21.76	PASS
BLE_1M	Ant1	2440	1000~26500	-1.76	-44.93	≤-21.76	PASS
BLE_1M	Ant1	2480	0~Reference	-2.29	-2.29	---	PASS
BLE_1M	Ant1	2480	30~1000	-2.29	-69.38	≤-22.29	PASS
BLE_1M	Ant1	2480	1000~26500	-2.29	-44.81	≤-22.29	PASS

Remark:Regarding the spurious emissions from 30MHz to 26.5GHz, the cable lose and attenuator factors have been set in the 'TDF' of the Spectrum Analyzer during the test.

Test Graphs

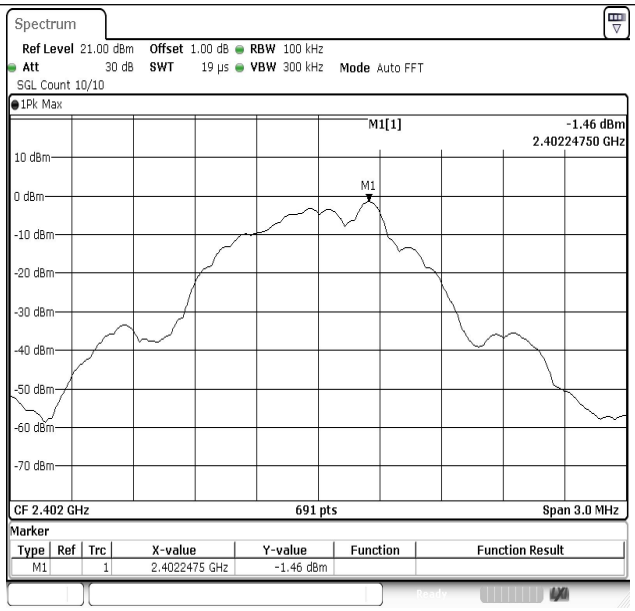

BLE_1M-Ant1-2402-0~Reference-PASS

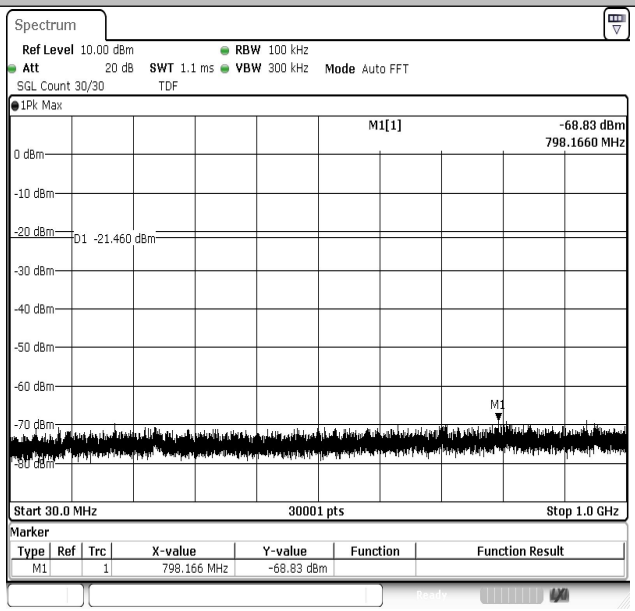

BLE_1M-Ant1-2402-30~1000-PASS

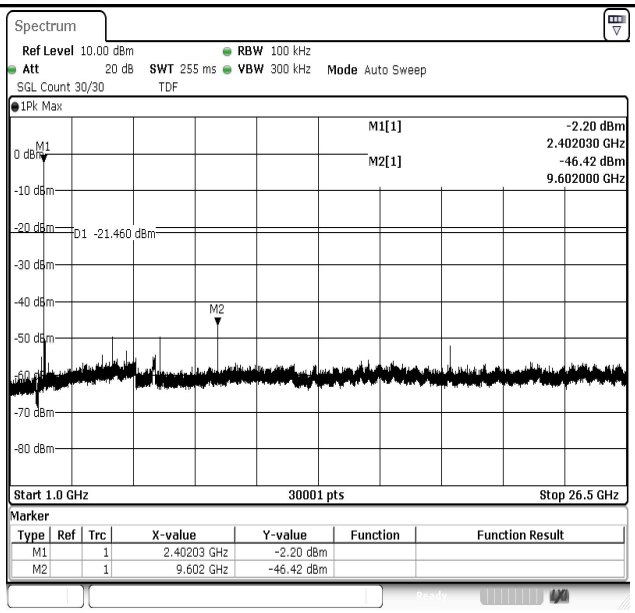

BLE_1M-Ant1-2402-1000~26500-PASS

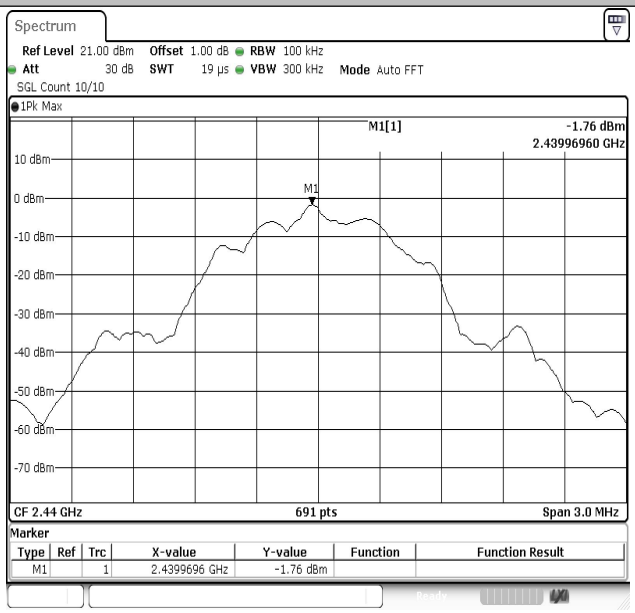

BLE_1M-Ant1-2440-0~Reference-PASS

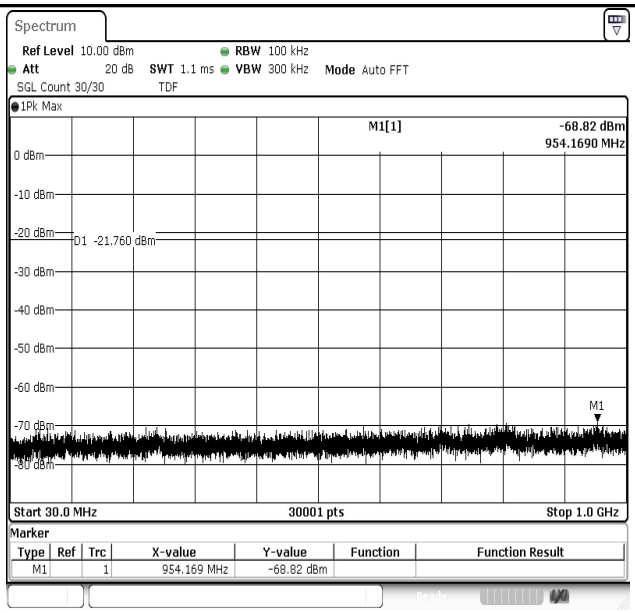

BLE_1M-Ant1-2440-30~1000-PASS

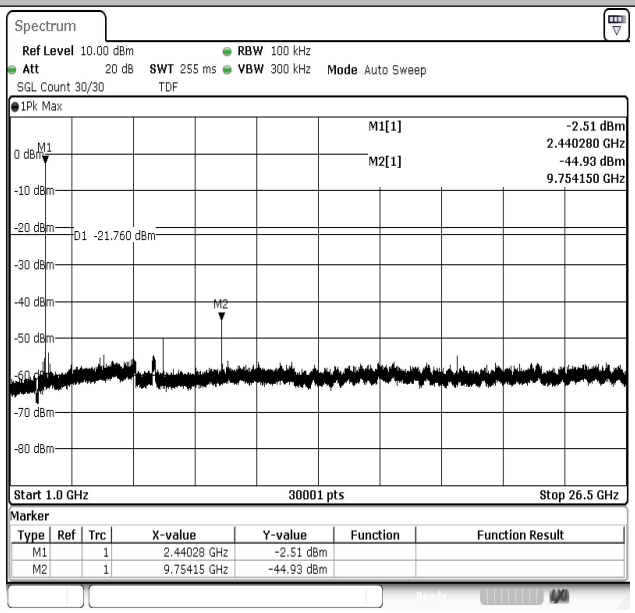

BLE_1M-Ant1-2440-1000~26500-PASS

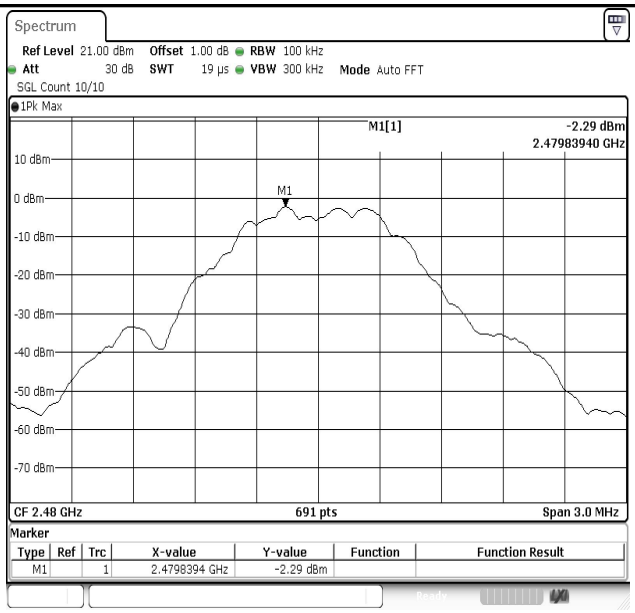

BLE_1M-Ant1-2480-0~Reference-PASS

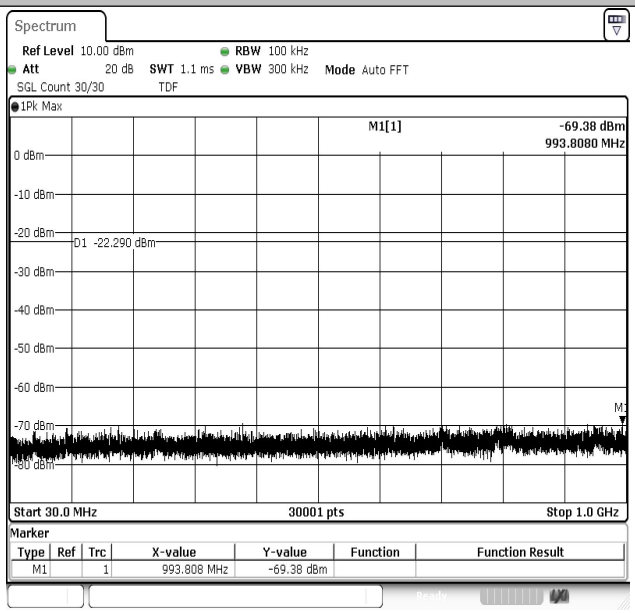

BLE_1M-Ant1-2480-30~1000-PASS

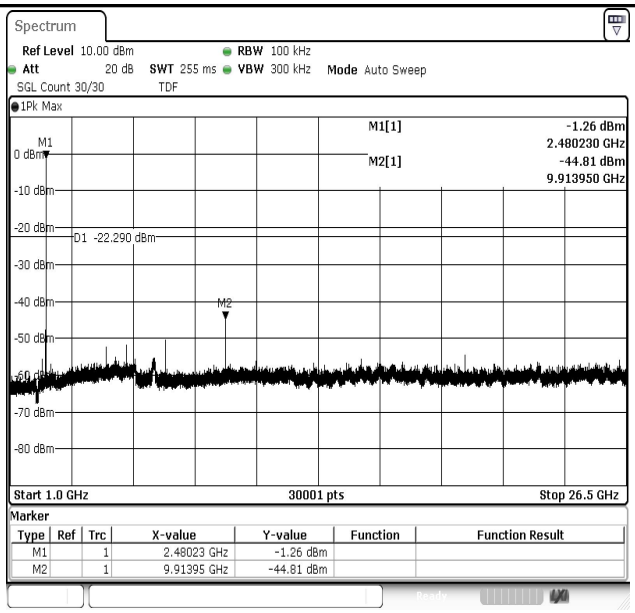

BLE_1M-Ant1-2480-1000~26500-PASS

Appendix G: Duty Cycle

Test Result

Test Mode	Antenna	Frequency [MHz]	ON Time [ms]	Period [ms]	Duty Cycle [%]	Duty Cycle Factor[dB]
BLE_1M	Ant1	2402	2.13	2.49	85.54	0.68
BLE_1M	Ant1	2440	2.13	2.49	85.54	0.68
BLE_1M	Ant1	2480	2.13	2.49	85.54	0.68

Test Graphs

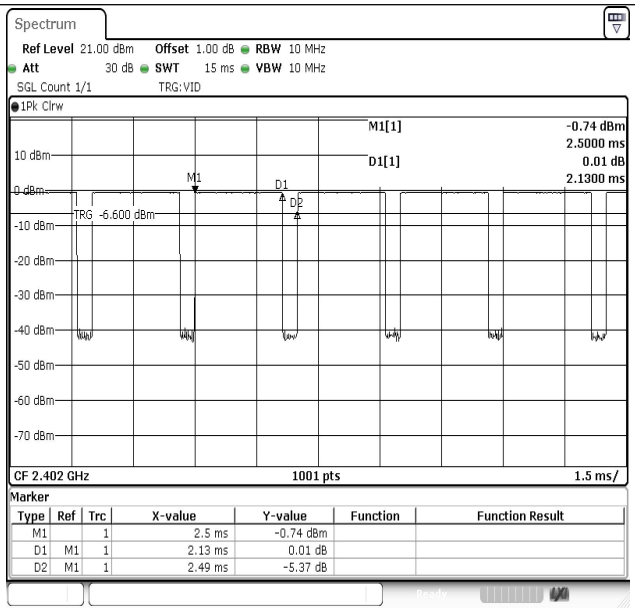

NTNV-BLE_1M-Ant1-2402

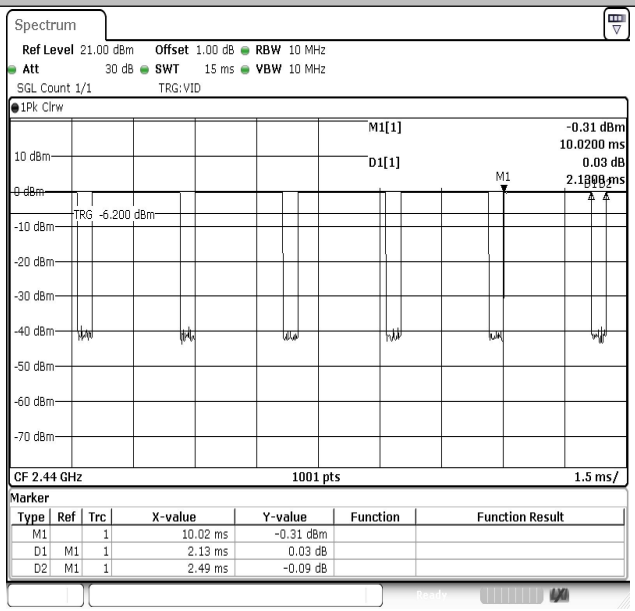

NTNV-BLE_1M-Ant1-2440

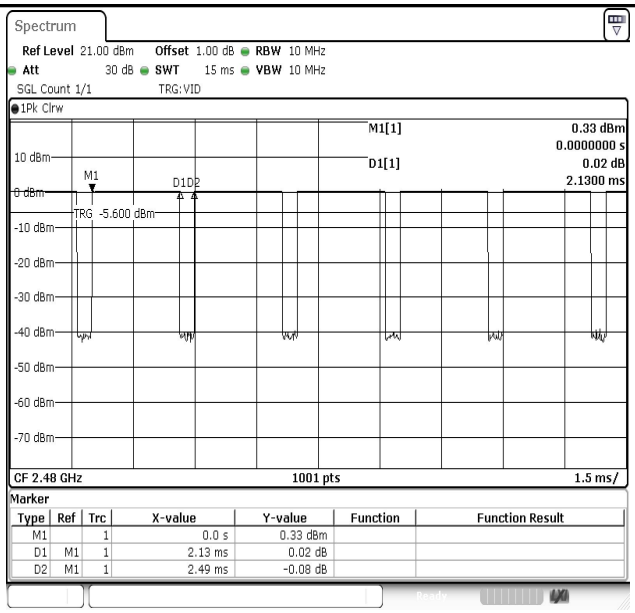

NTNV-BLE_1M-Ant1-2480

---End---