Appendix Test Data

Report No.:	1812C50239812501	Test Sample No.:	1-2-2
Start Test Date:	2025.5.30	Finish Test Date:	2025.6.5
Test Engineer:	Qiangfei Yang	Auditor:	Justin Feng
Temperature:	21.5℃	Relative Humidity:	56%
Pressure:	101kPa		

Appendix A: Duty Cycle

Condition	Antenna	Rate	Frequency (MHz)	Dutycycle(%)	Duty_factor
NVNT	ANT1	1-DH5	2402.00	77.54	1.10
NVNT	ANT1	1-DH5	2441.00	77.13	1.13
NVNT	ANT1	1-DH5	2480.00	77.54	1.10
NVNT	ANT1	2-DH5	2402.00	78.07	1.07
NVNT	ANT1	2-DH5	2441.00	77.01	1.13
NVNT	ANT1	2-DH5	2480.00	77.66	1.10
NVNT	ANT1	3-DH5	2402.00	24.06	6.19
NVNT	ANT1	3-DH5	2441.00	23.94	6.21
NVNT	ANT1	3-DH5	2480.00	24.47	6.11

Duty_Cycle_NVNT_ANT1_1-DH5_2402

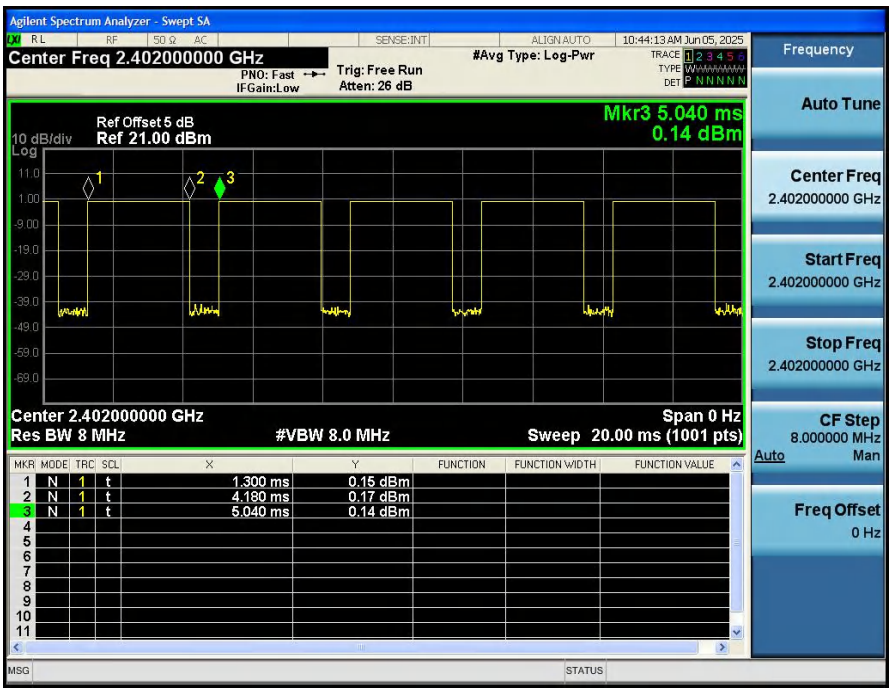

Duty_Cycle_NVNT_ANT1_1-DH5_2441

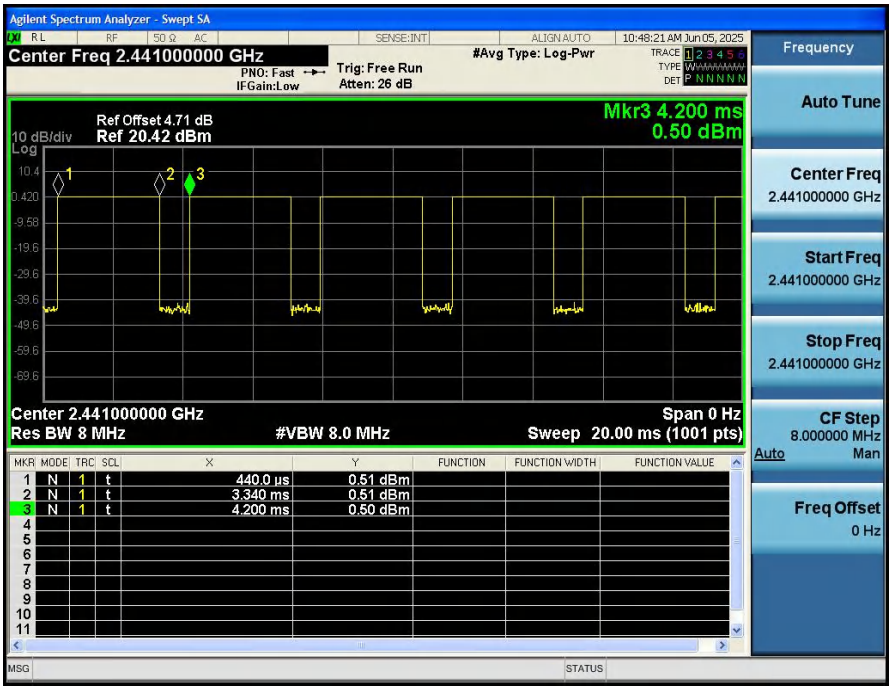

Duty_Cycle_NVNT_ANT1_1-DH5_2480

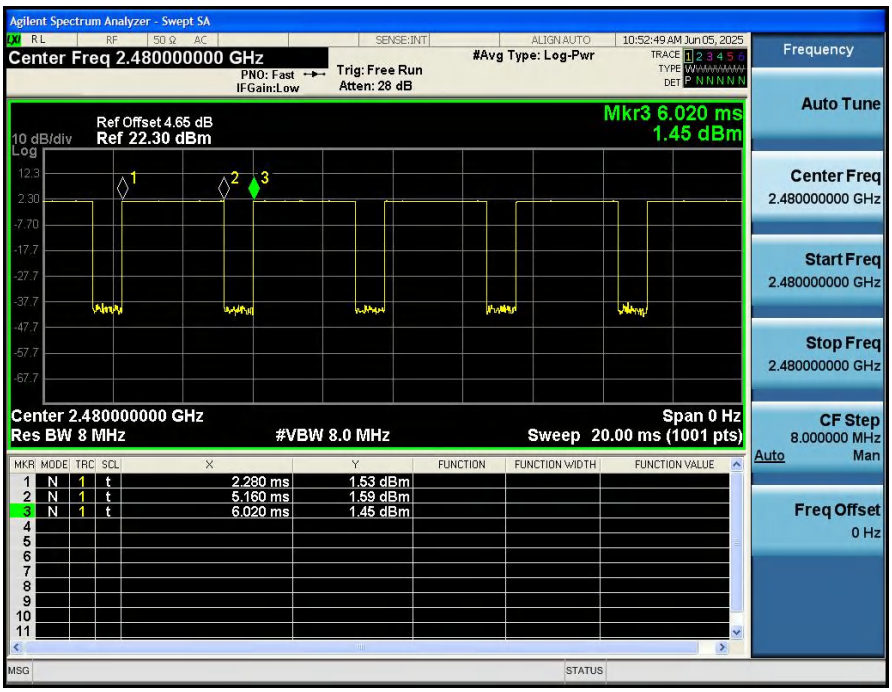

Duty_Cycle_NVNT_ANT1_2-DH5_2402

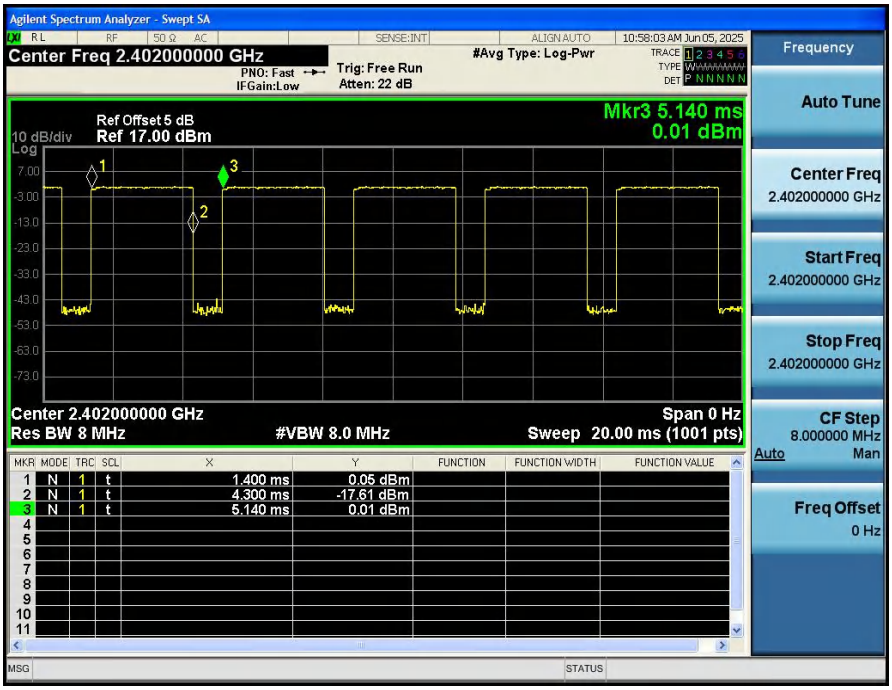

Duty_Cycle_NVNT_ANT1_2-DH5_2441

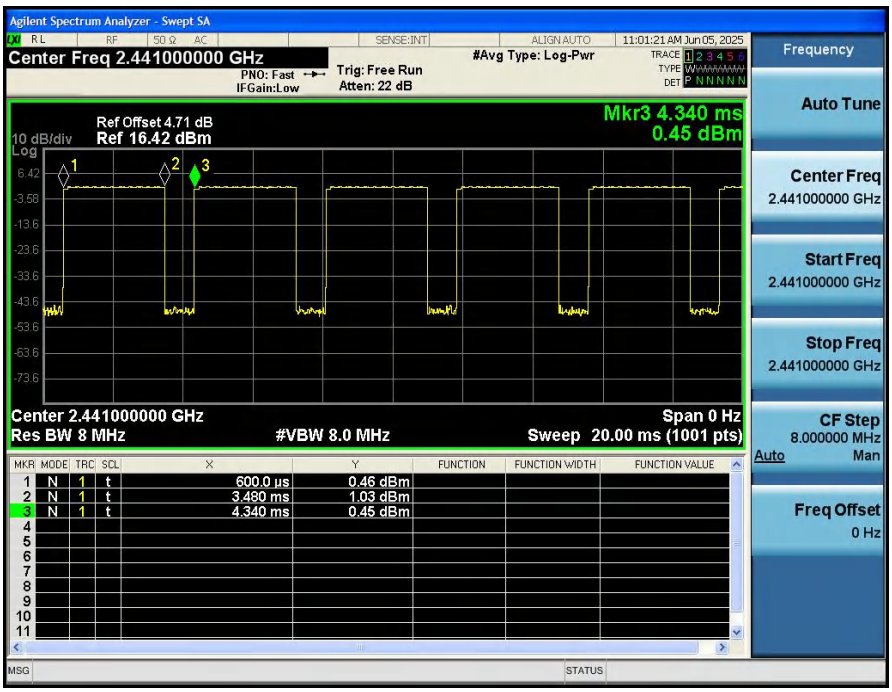

Duty_Cycle_NVNT_ANT1_2-DH5_2480

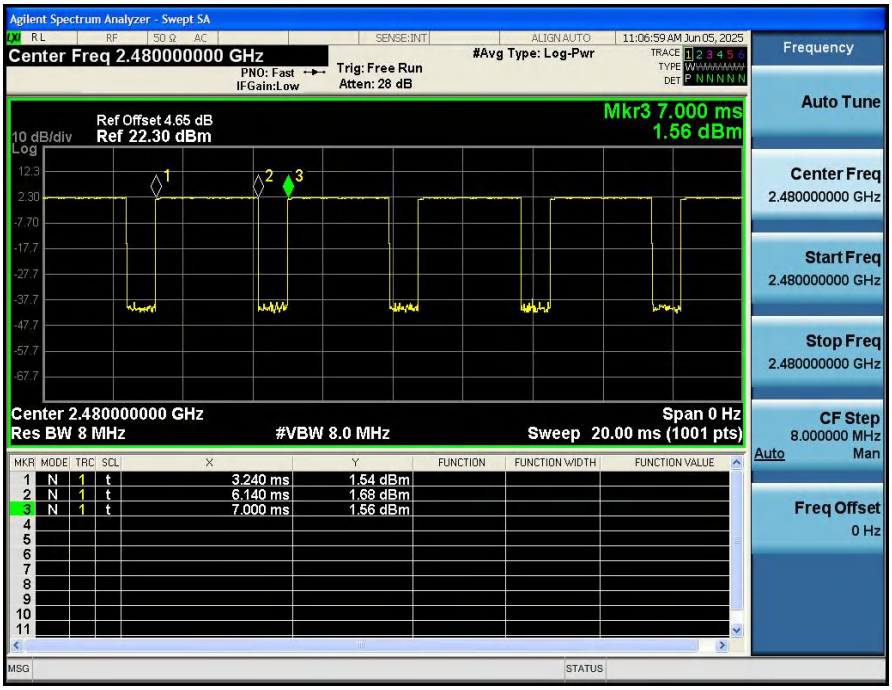

Duty_Cycle_NVNT_ANT1_3-DH5_2402

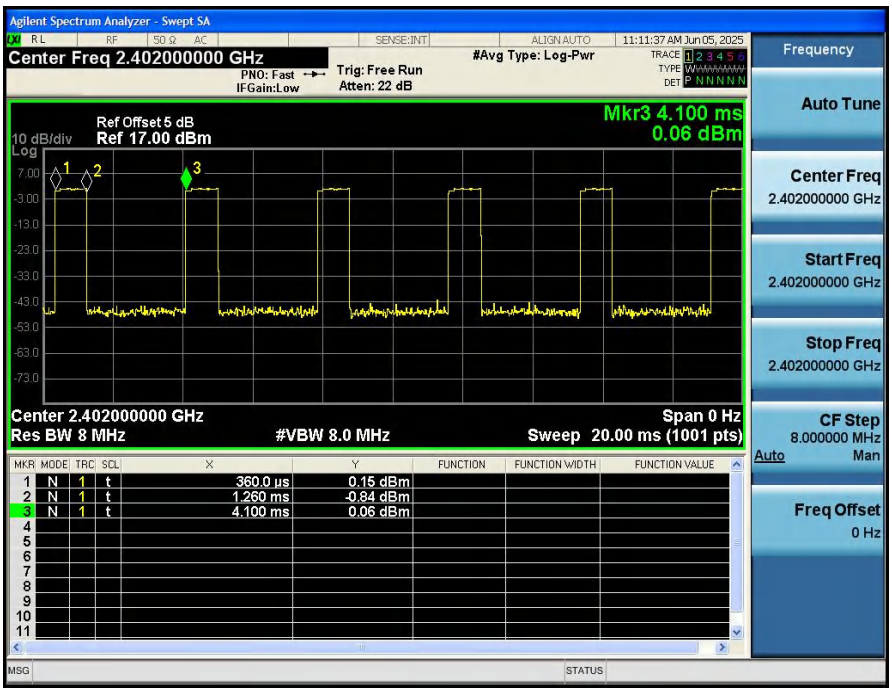

Duty_Cycle_NVNT_ANT1_3-DH5_2441

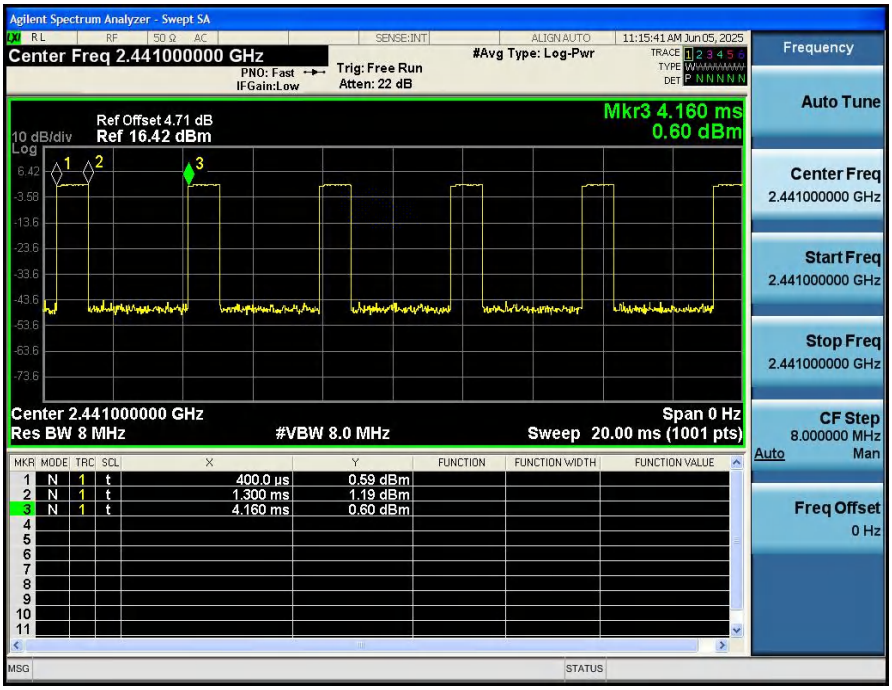

Duty_Cycle_NVNT_ANT1_3-DH5_2480

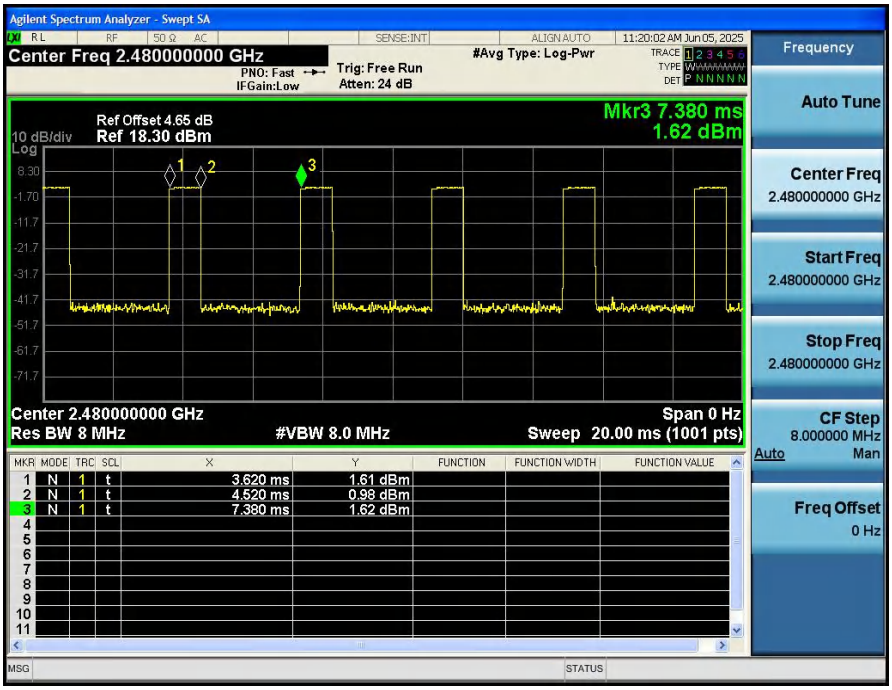
Agilent Spectrum Analyzer - Swept SA
Center Freq 2.480000000 GHz
PNO: Fast
IFGain:Low
Trig: Free Run
Atten: 24 dB
#Avg Type: Log-Pwr
11:20:02 AM Jun 05, 2025
Ref Offset 4.65 dB
10 dB/div
Ref 18.30 dBm
Log
Mkr3 7.380 ms
1.62 dBm
Center 2.480000000 GHz
Span 0 Hz
Res BW 8 MHz
#VBW 8.0 MHz
Sweep 20.00 ms (1001 pts)
1 N 1 t 3.620 ms 1.61 dBm
2 N 1 t 4.520 ms 0.98 dBm
3 N 1 t 7.380 ms 1.62 dBm
Frequency
Auto Tune
Center Freq
2.480000000 GHz
Start Freq
2.480000000 GHz
Stop Freq
2.480000000 GHz
CF Step
8.000000 MHz
Auto
Man
Freq Offset
0 Hz

Appendix B: -20dB Bandwidth

Condition	Antenna	Modulation	Frequency (MHz)	-20dB BW(MHz)	if larger than CFS
NVNT	ANT1	1-DH5	2402.00	0.962	No
NVNT	ANT1	1-DH5	2441.00	0.957	No
NVNT	ANT1	1-DH5	2480.00	0.962	No
NVNT	ANT1	2-DH5	2402.00	1.280	Yes
NVNT	ANT1	2-DH5	2441.00	1.310	Yes
NVNT	ANT1	2-DH5	2480.00	1.324	Yes
NVNT	ANT1	3-DH5	2402.00	1.280	Yes
NVNT	ANT1	3-DH5	2441.00	1.311	Yes
NVNT	ANT1	3-DH5	2480.00	1.311	Yes

-20dB_Bandwidth_NVNT_ANT1_1-DH5_2402_00

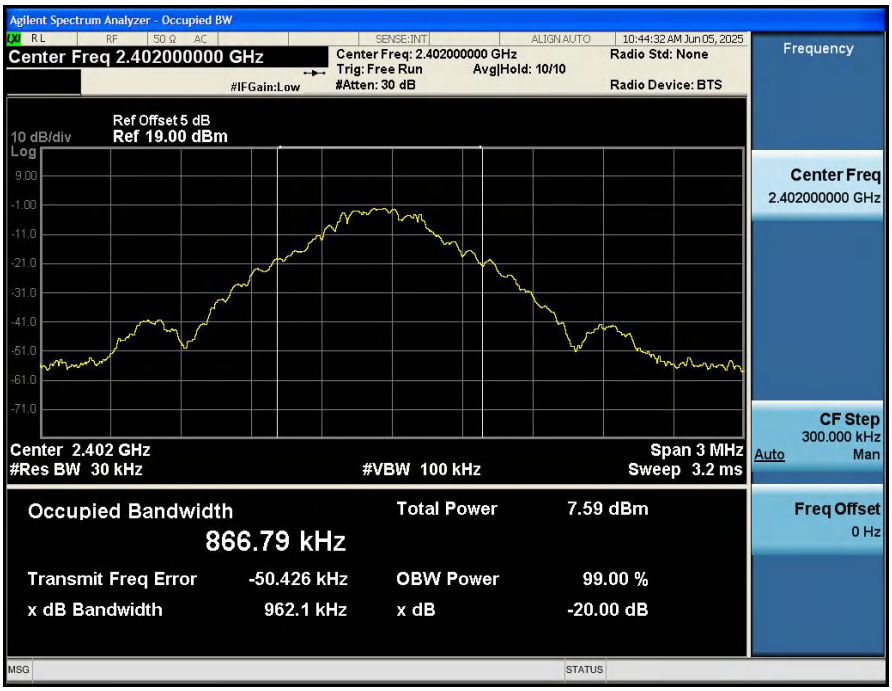

-20dB_Bandwidth_NVNT_ANT1_1-DH5_2441_00

-20dB_Bandwidth_NVNT_ANT1_1-DH5_2480_00

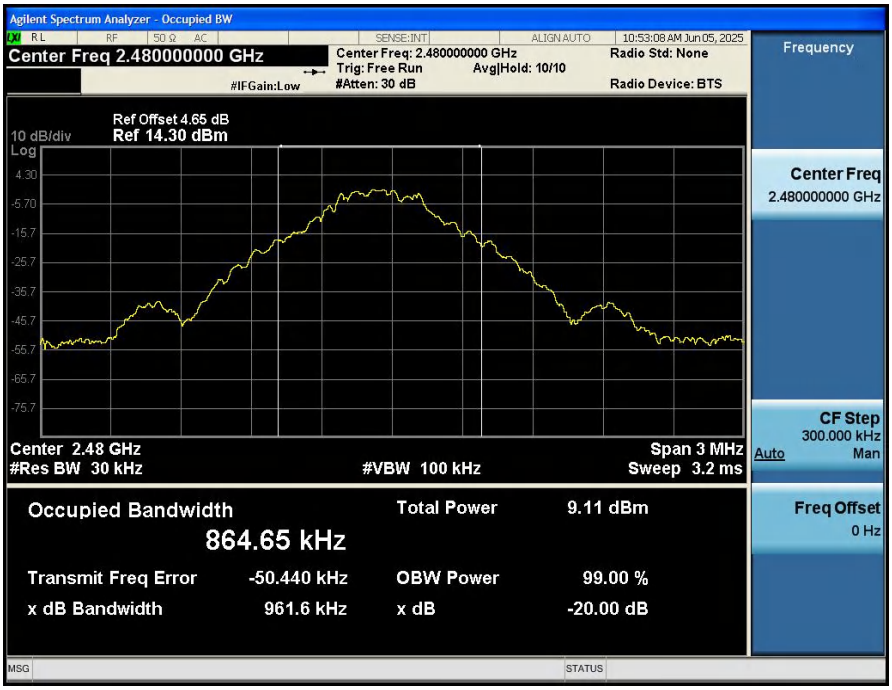

-20dB_Bandwidth_NVNT_ANT1_2-DH5_2402_00

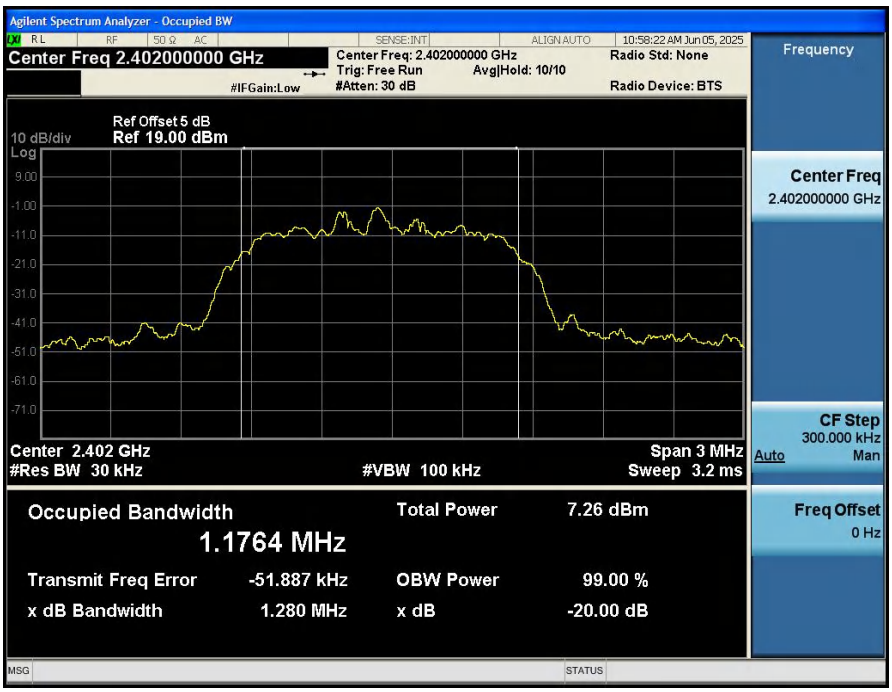

-20dB_Bandwidth_NVNT_ANT1_2-DH5_2441_00

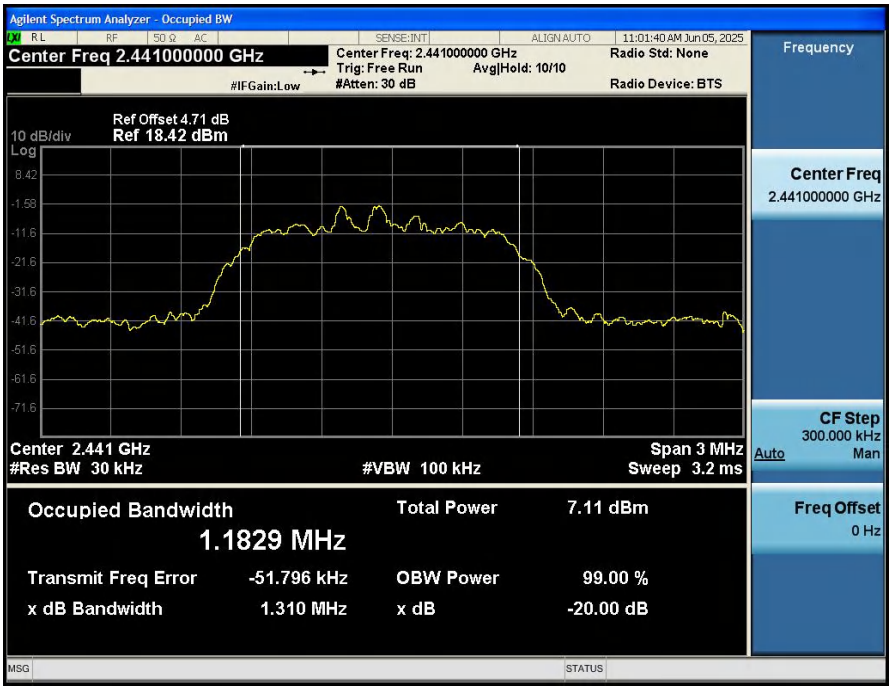

-20dB_Bandwidth_NVNT_ANT1_2-DH5_2480_00

-20dB_Bandwidth_NVNT_ANT1_3-DH5_2402_00

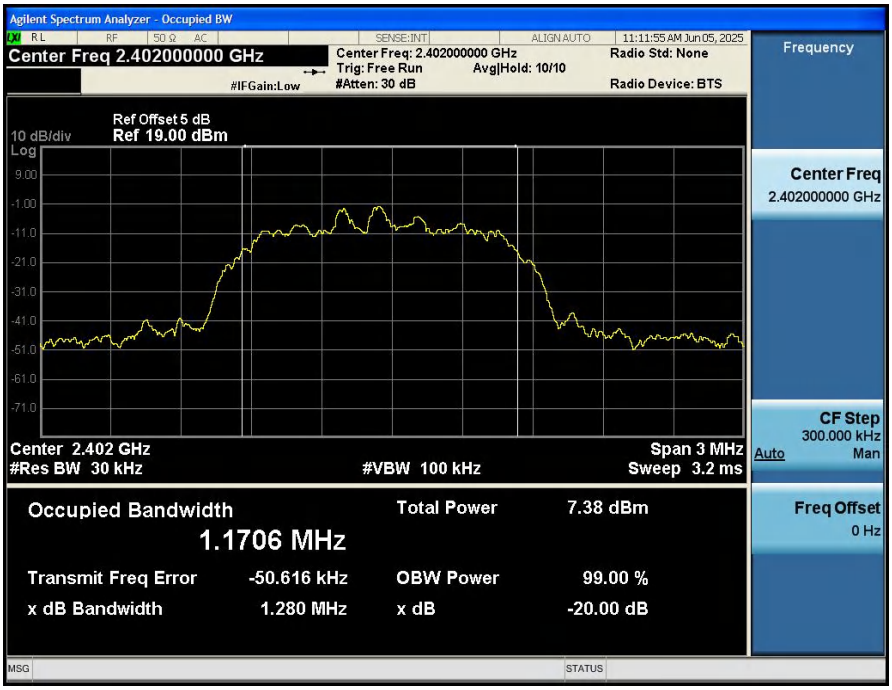

-20dB_Bandwidth_NVNT_ANT1_3-DH5_2441_00

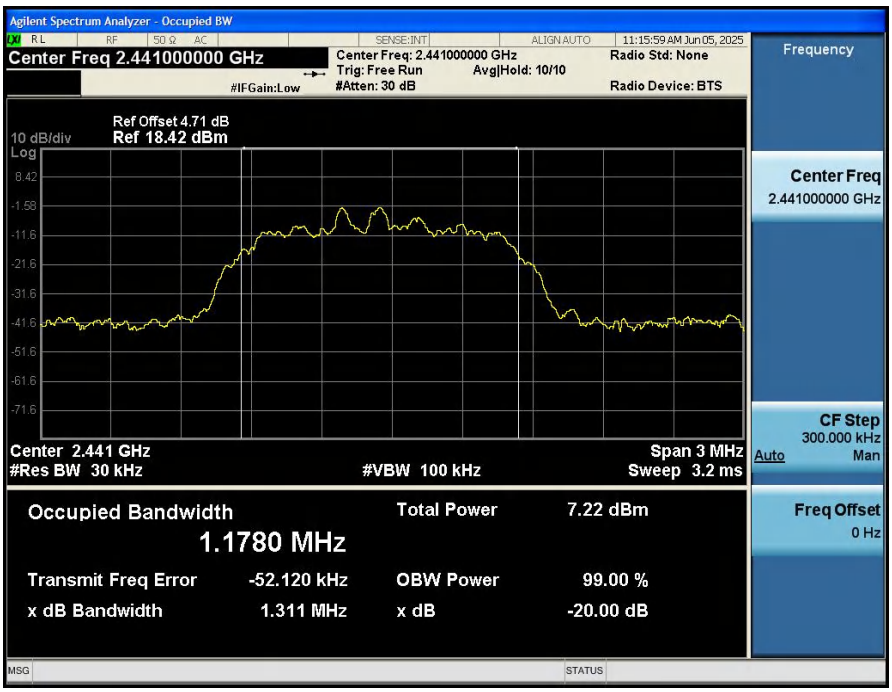

-20dB_Bandwidth_NVNT_ANT1_3-DH5_2480_00

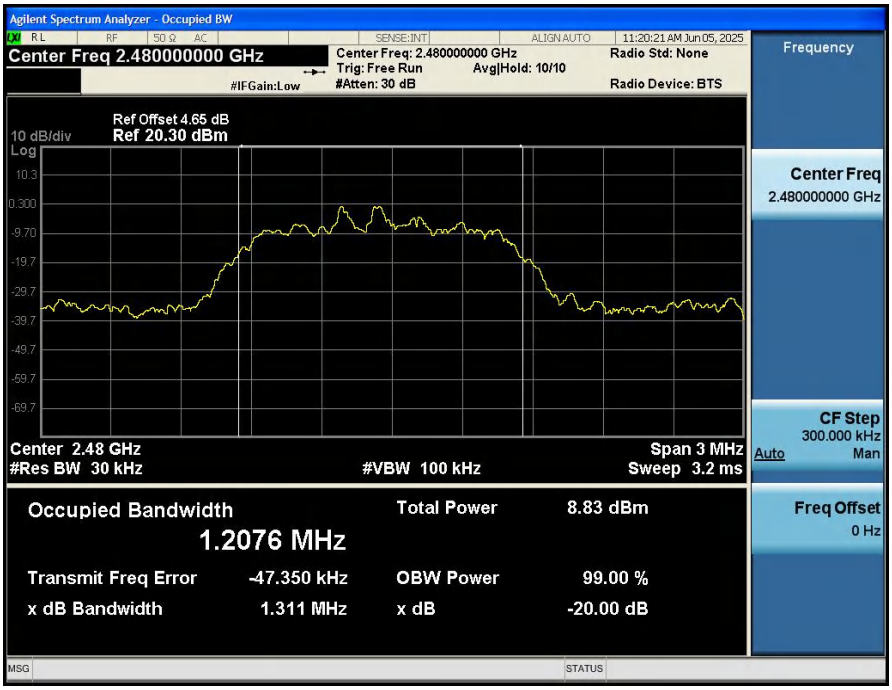

Appendix C: 99% Occupied Bandwidth

Condition	Antenna	Modulation	Frequency (MHz)	99%BW(MHz)
NVNT	ANT1	1-DH5	2402.00	0.863
NVNT	ANT1	1-DH5	2441.00	0.857
NVNT	ANT1	1-DH5	2480.00	0.869
NVNT	ANT1	2-DH5	2402.00	1.172
NVNT	ANT1	2-DH5	2441.00	1.182
NVNT	ANT1	2-DH5	2480.00	1.206
NVNT	ANT1	3-DH5	2402.00	1.166
NVNT	ANT1	3-DH5	2441.00	1.177
NVNT	ANT1	3-DH5	2480.00	1.206

99%_Occupied_Bandwidth_NVNT_ANT1_1-DH5_2402_00

99%_Occupied_Bandwidth_NVNT_ANT1_1-DH5_2441_00

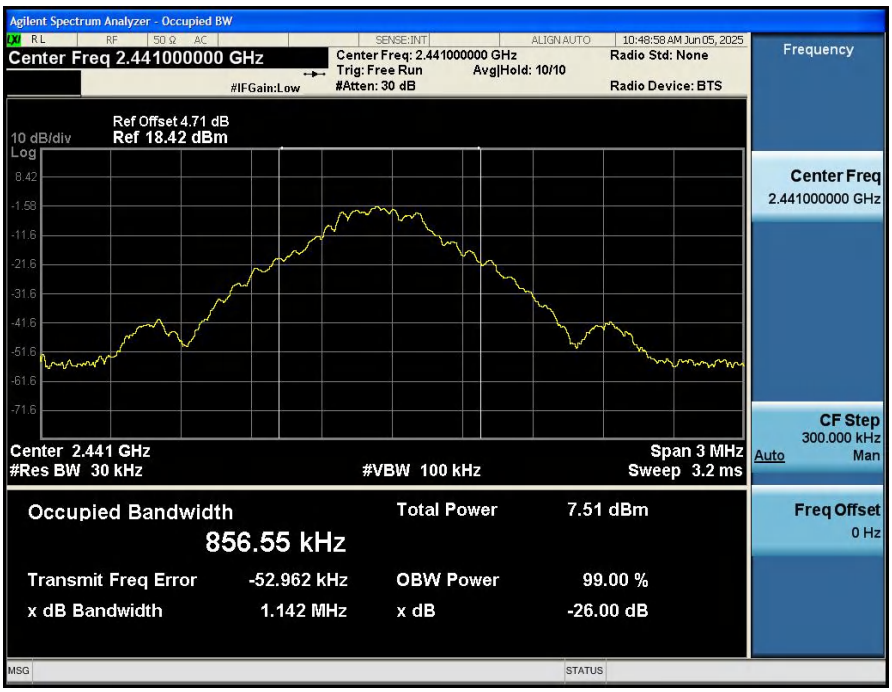

99%_Occupied_Bandwidth_NVNT_ANT1_1-DH5_2480_00

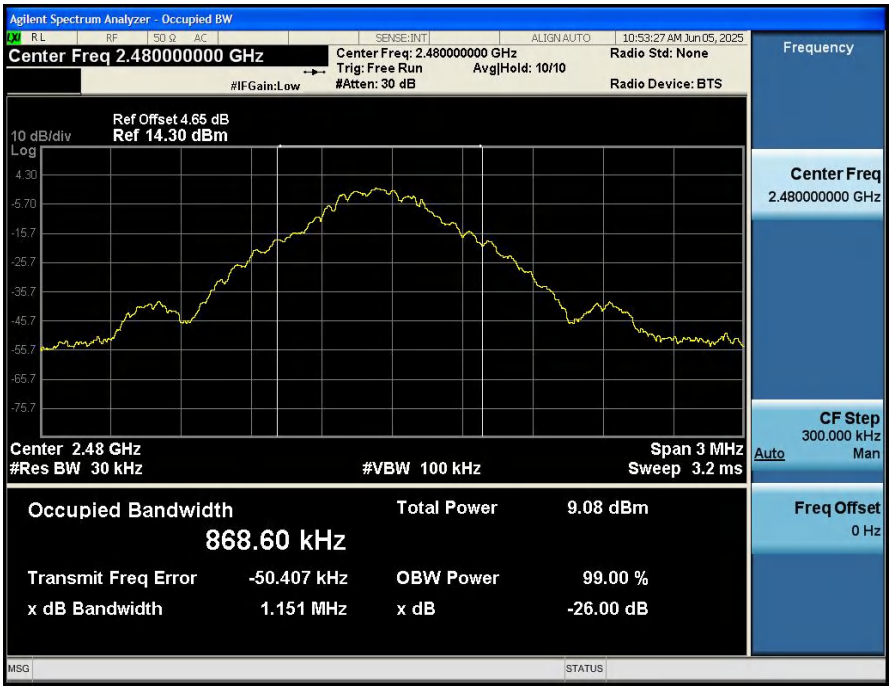

99%_Occupied_Bandwidth_NVNT_ANT1_2-DH5_2402_00

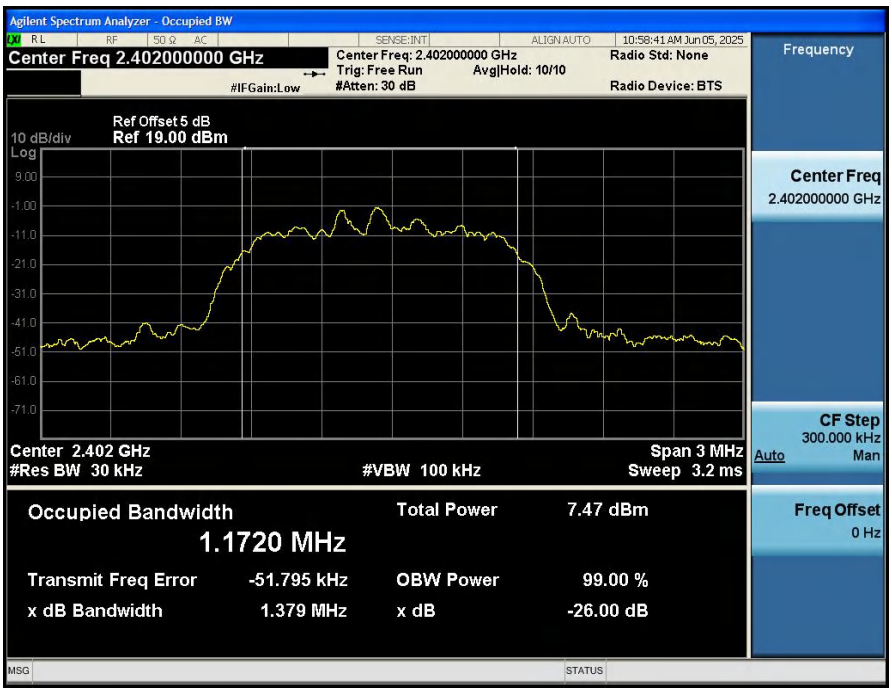

99%_Occupied_Bandwidth_NVNT_ANT1_2-DH5_2441_00

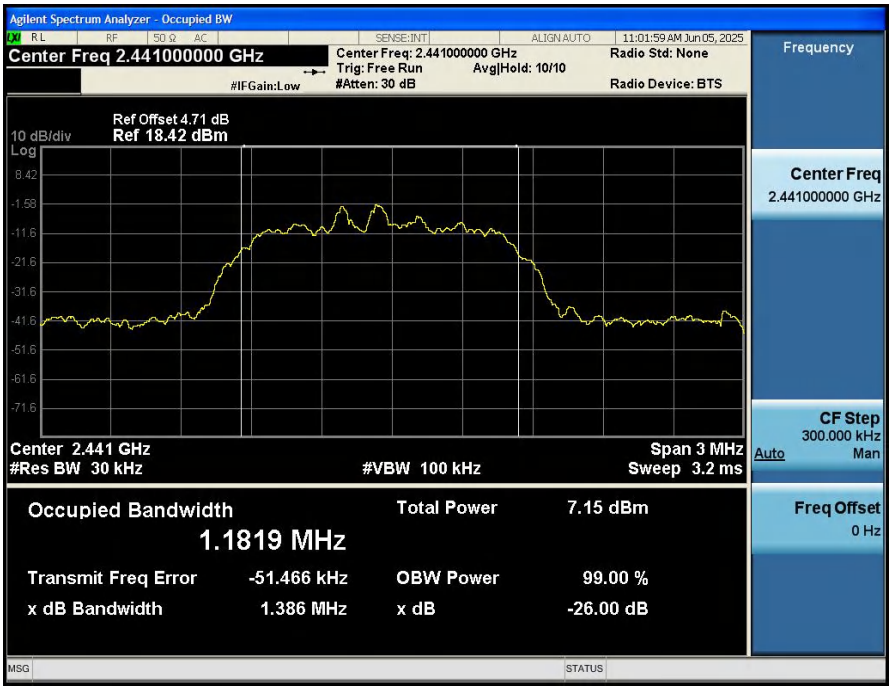

99%_Occupied_Bandwidth_NVNT_ANT1_2-DH5_2480_00

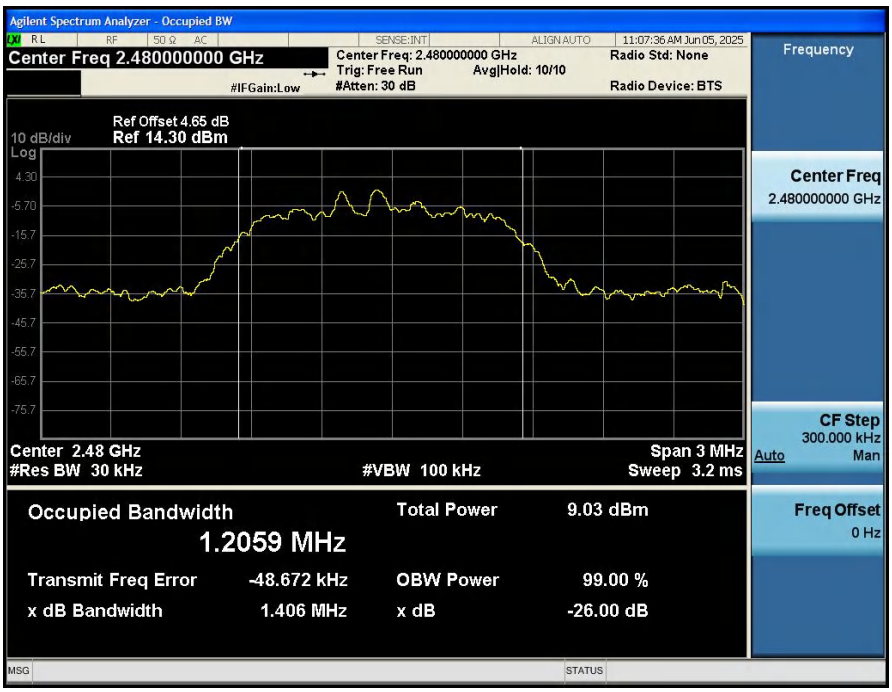

99%_Occupied_Bandwidth_NVNT_ANT1_3-DH5_2402_00

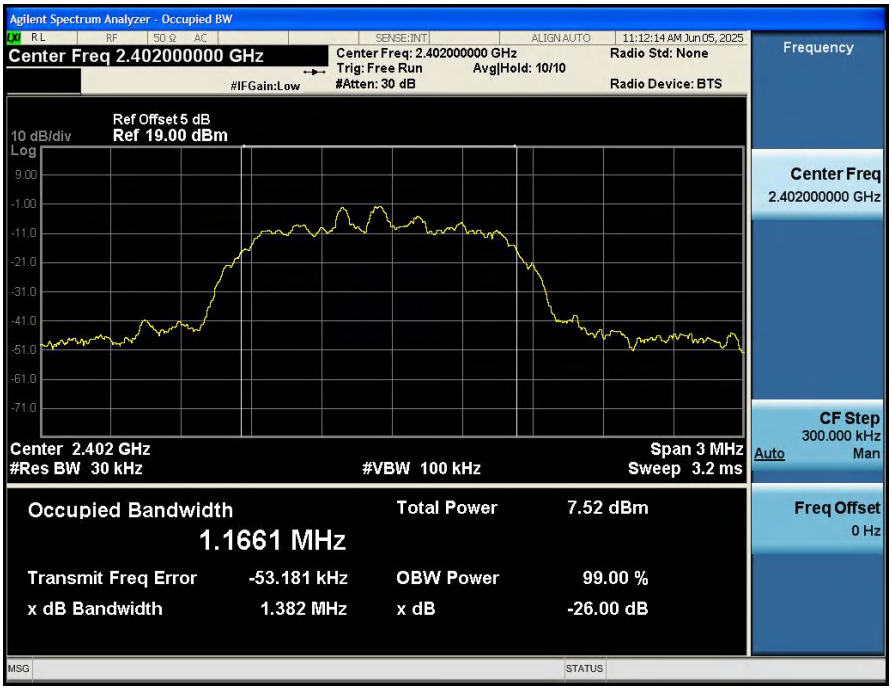

99%_Occupied_Bandwidth_NVNT_ANT1_3-DH5_2441_00

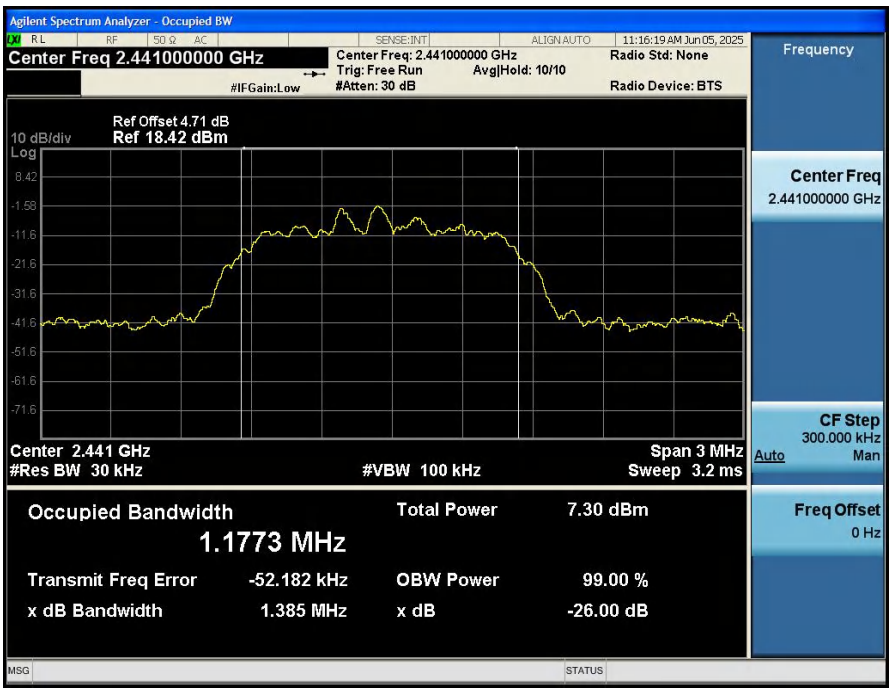

99%_Occupied_Bandwidth_NVNT_ANT1_3-DH5_2480_00

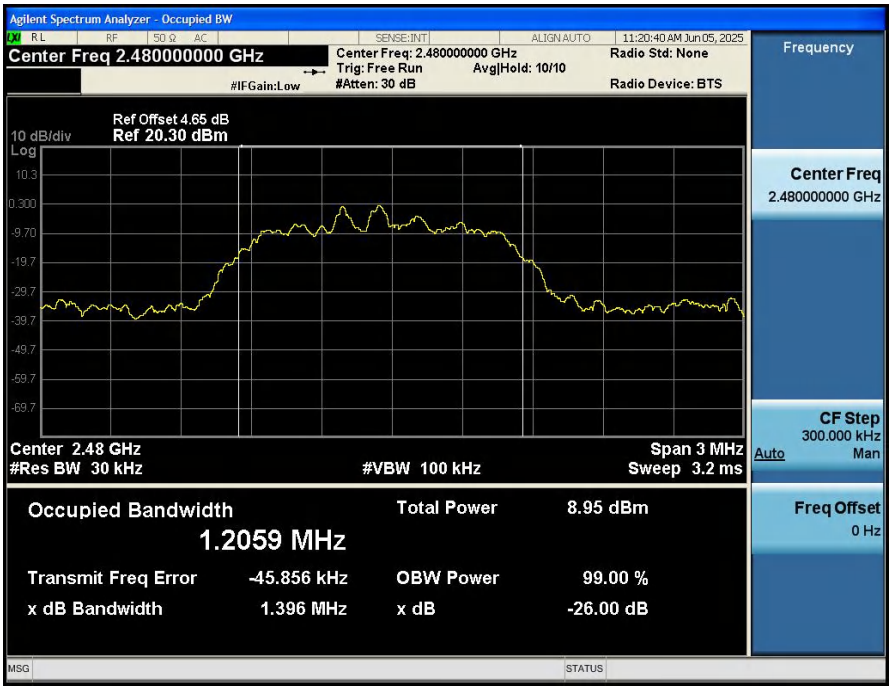

Appendix D: Peak Output Power

Condition	Antenna	Modulation	Frequency (MHz)	Max. Conducted Power(dBm)	Max. Conducted Power(mW)	Limit(mW)	Result
NVNT	ANT1	1-DH5	2402.00	0.16	1.04	125	Pass
NVNT	ANT1	1-DH5	2441.00	0.48	1.12	125	Pass
NVNT	ANT1	1-DH5	2480.00	1.54	1.42	125	Pass
NVNT	ANT1	2-DH5	2402.00	1.07	1.28	125	Pass
NVNT	ANT1	2-DH5	2441.00	1.27	1.34	125	Pass
NVNT	ANT1	2-DH5	2480.00	2.06	1.61	125	Pass
NVNT	ANT1	3-DH5	2402.00	1.21	1.32	125	Pass
NVNT	ANT1	3-DH5	2441.00	1.38	1.38	125	Pass
NVNT	ANT1	3-DH5	2480.00	2.17	1.65	125	Pass

Peak_Output_Power_NVNT_ANT1_1-DH5_2402_00

Peak_Output_Power_NVNT_ANT1_1-DH5_2441_00

Peak_Output_Power_NVNT_ANT1_1-DH5_2480_00

Peak_Output_Power_NVNT_ANT1_2-DH5_2402_00

Peak_Output_Power_NVNT_ANT1_2-DH5_2441_00

Peak_Output_Power_NVNT_ANT1_2-DH5_2480_00

Peak_Output_Power_NVNT_ANT1_3-DH5_2402_00

Peak_Output_Power_NVNT_ANT1_3-DH5_2441_00

Peak_Output_Power_NVNT_ANT1_3-DH5_2480_00

Appendix E: Spurious Emissions

Condition	Antenna	Modulation	TX Mode	Ref_level(dBm)	Spurious MAX.Value(dBm)	Limit	Result
NVNT	ANT1	1-DH5	2402.00	-0.507	-43.604	-20.507	Pass
NVNT	ANT1	1-DH5	2441.00	-0.299	-44.979	-20.299	Pass
NVNT	ANT1	1-DH5	2480.00	1.205	-42.166	-18.795	Pass
NVNT	ANT1	2-DH5	2402.00	-0.420	-44.891	-20.420	Pass
NVNT	ANT1	2-DH5	2441.00	-0.188	-45.222	-20.188	Pass
NVNT	ANT1	2-DH5	2480.00	1.447	-42.634	-18.553	Pass
NVNT	ANT1	3-DH5	2402.00	-0.226	-44.397	-20.226	Pass
NVNT	ANT1	3-DH5	2441.00	-0.180	-43.860	-20.180	Pass
NVNT	ANT1	3-DH5	2480.00	1.609	-42.623	-18.391	Pass

Note:Regarding the spurious emissions from 30MHz to 26.5GHz, the cable lose and attenuator factors have been set in the 'Input Correction' of the Spectrum Analyzer during the test.

1_Reference_Level_NVNT_ANT1_1-DH5_2402_00

2_Spurious_Emissions_NVNT_ANT1_1-DH5_2402_00

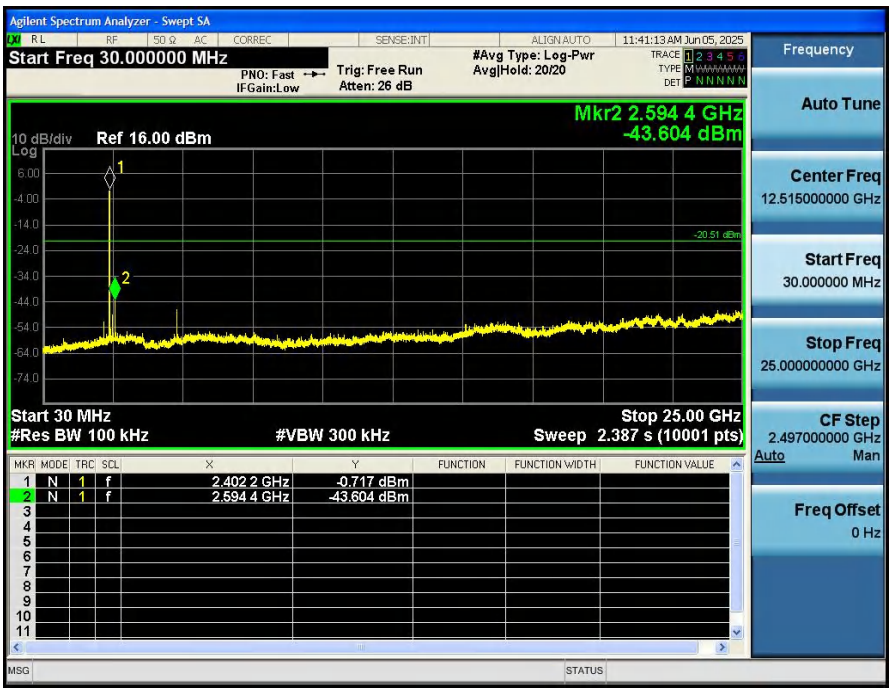

1_Reference_Level_NVNT_ANT1_1-DH5_2441_00

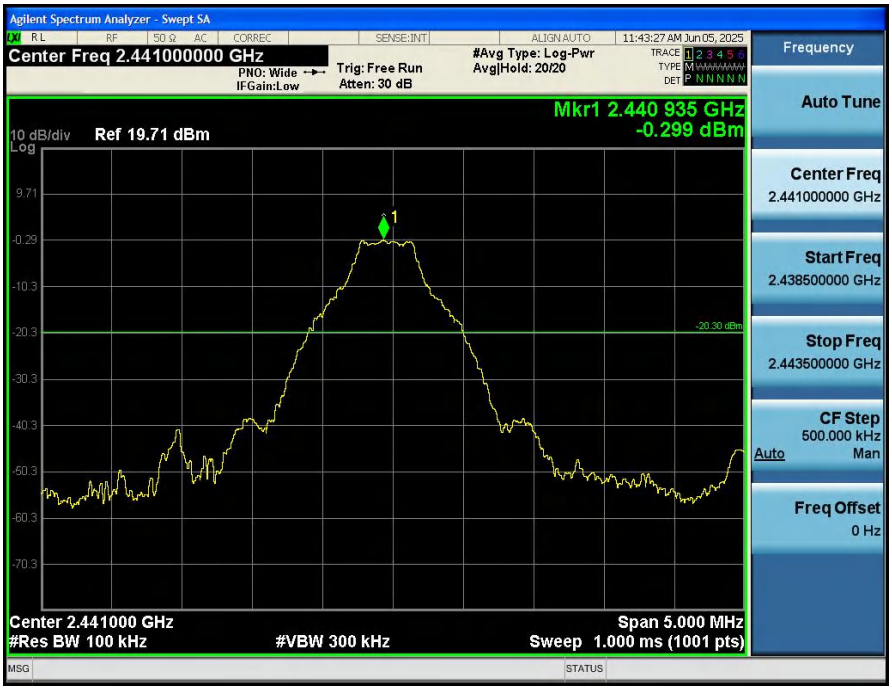

2_Spurious_Emissions_NVNT_ANT1_1-DH5_2441_00

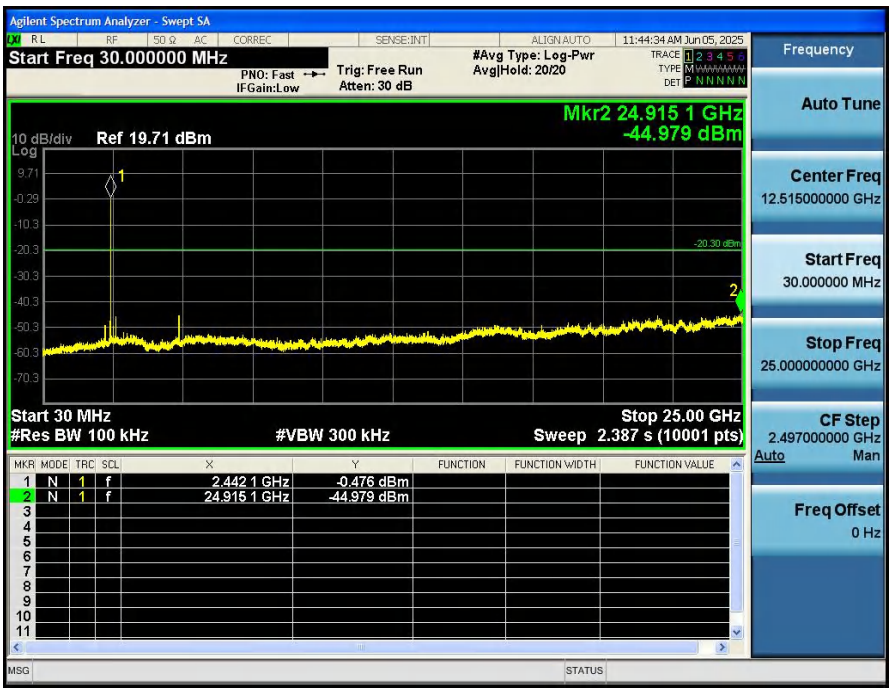

1_Reference_Level_NVNT_ANT1_1-DH5_2480_00

2_Spurious_Emissions_NVNT_ANT1_1-DH5_2480_00

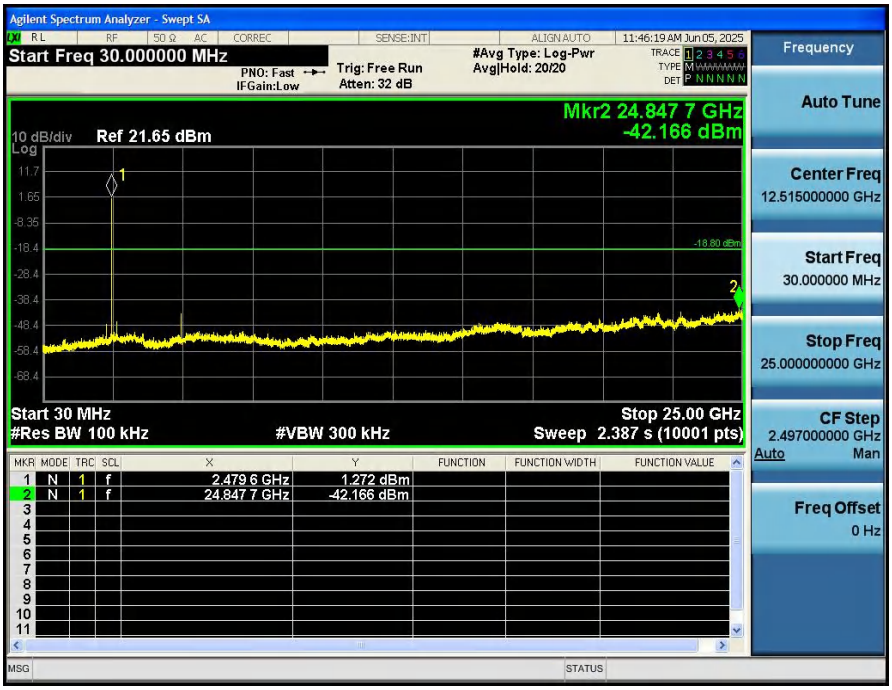

1_Reference_Level_NVNT_ANT1_2-DH5_2402_00

2_Spurious_Emissions_NVNT_ANT1_2-DH5_2402_00

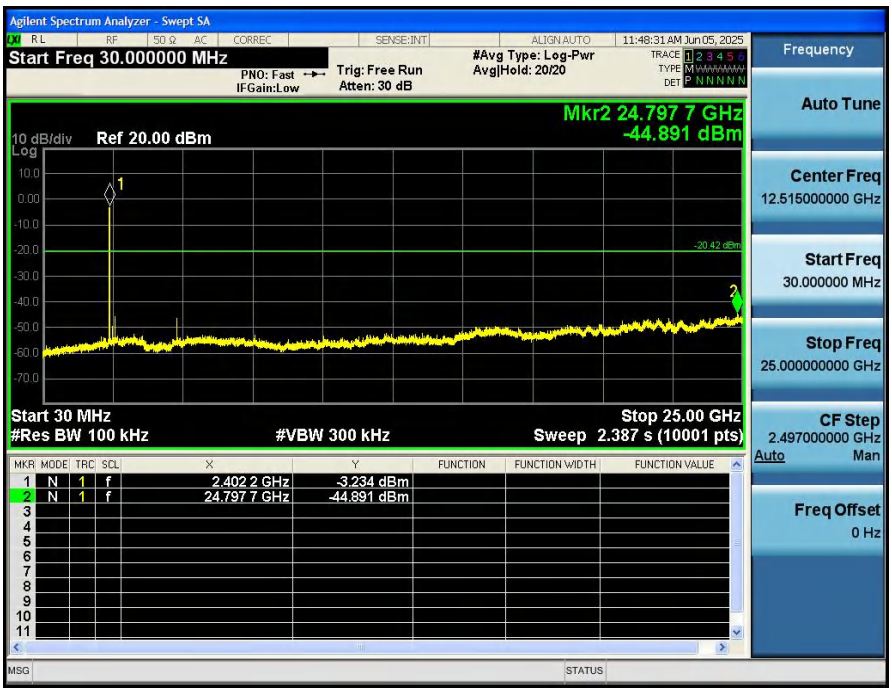

1_Reference_Level_NVNT_ANT1_2-DH5_2441_00

2_Spurious_Emissions_NVNT_ANT1_2-DH5_2441_00

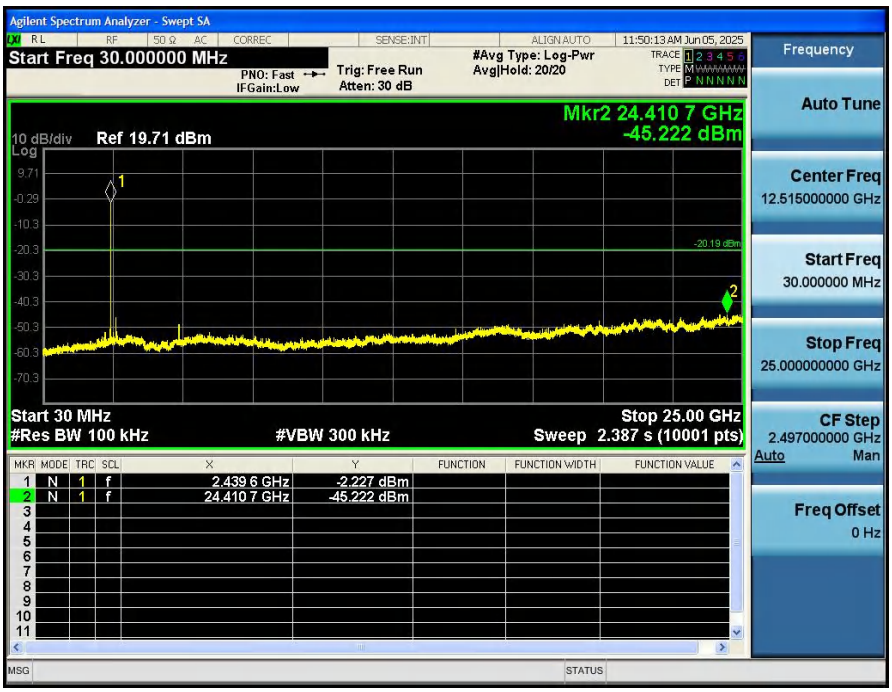

1_Reference_Level_NVNT_ANT1_2-DH5_2480_00

2_Spurious_Emissions_NVNT_ANT1_2-DH5_2480_00

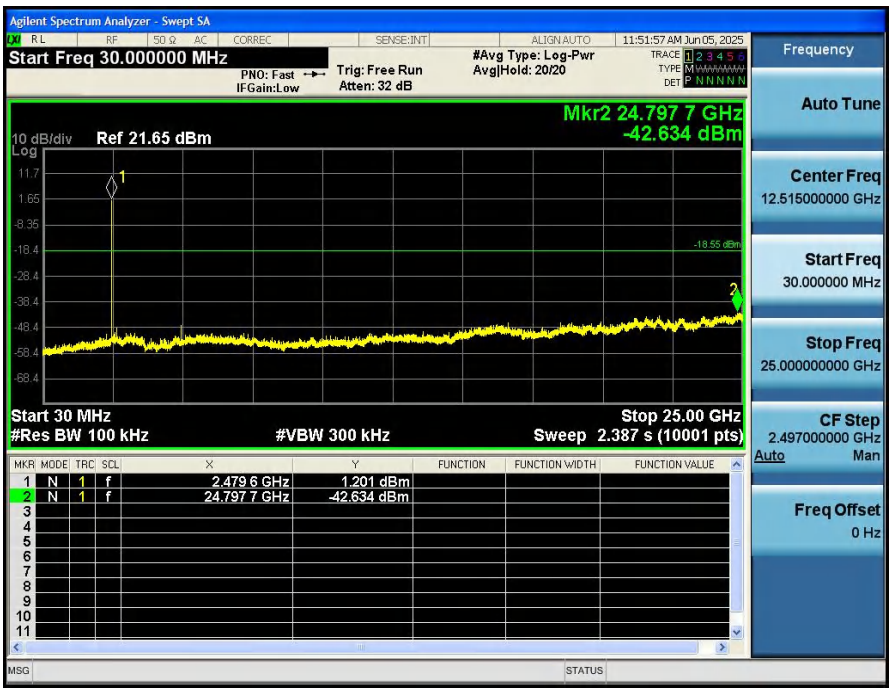

1_Reference_Level_NVNT_ANT1_3-DH5_2402_00

2_Spurious_Emissions_NVNT_ANT1_3-DH5_2402_00

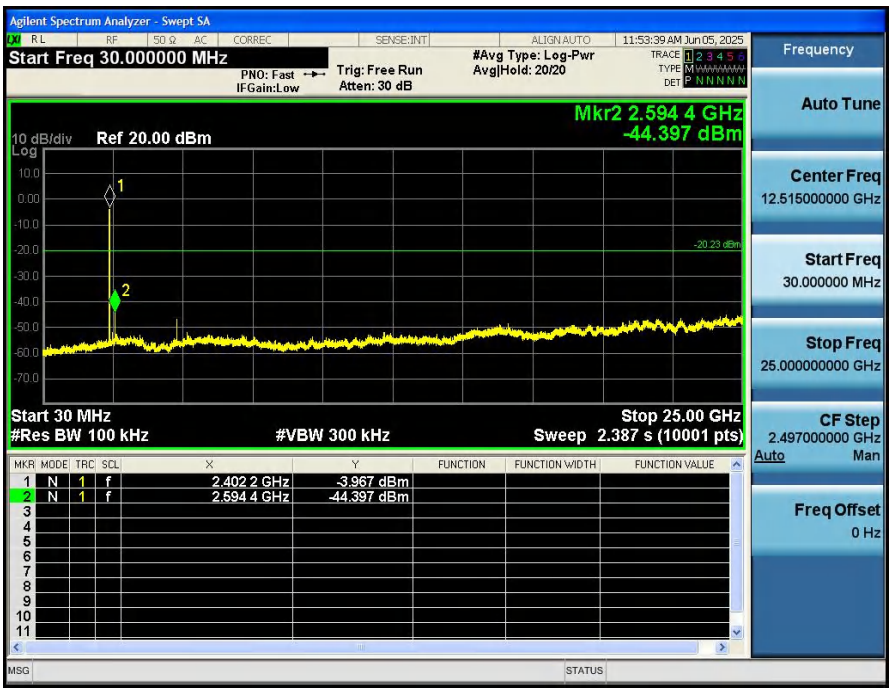

1_Reference_Level_NVNT_ANT1_3-DH5_2441_00

2_Spurious_Emissions_NVNT_ANT1_3-DH5_2441_00

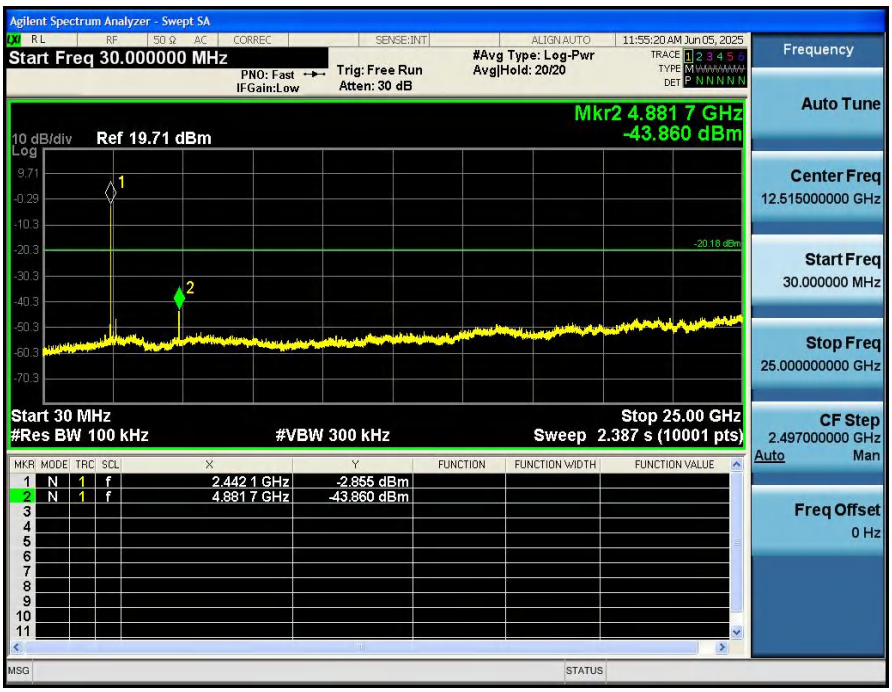

1_Reference_Level_NVNT_ANT1_3-DH5_2480_00

2_Spurious_Emissions_NVNT_ANT1_3-DH5_2480_00