英语

EN

T20-L

Pocket Ouick-Shot Holder

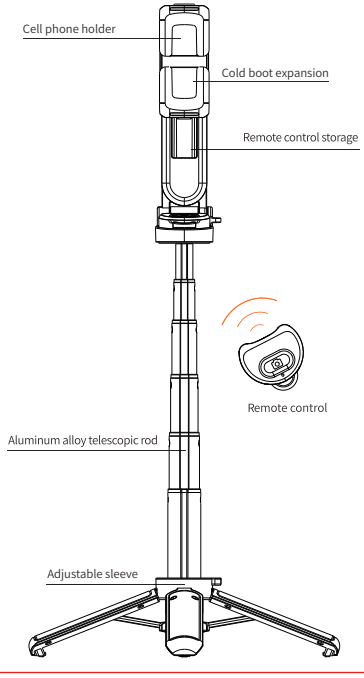

Operating Steps

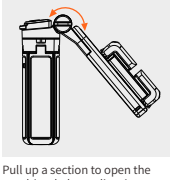

Pull up a section to open the quadripod, then adjust it to a suitable angle.

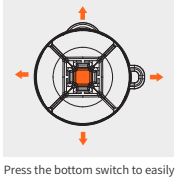

Press the bottom switch to easily open the support legs.

Open the support legs outward.

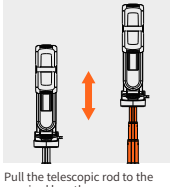

Pull the telescopic rod to the required length.

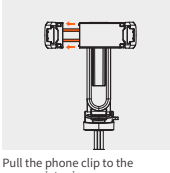

Pull the phone clip to the appropriate size.

Place the phone into the phone clip.

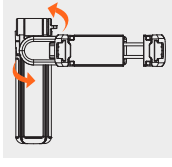

The quadripod can be rortated 180°.

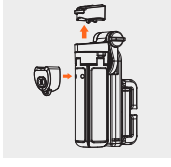

Removing the remote control can be used to take photos.

Remote Control Instruction

Slide the switch on the back of the remote control, and the indicator light will flash. Open the phone's "Settings - Bluetooth" to turn on Bluetooth and search for "**koloobo-T20**." Click on the device name to pair. Once "Connected" is displayed, the indicator light will stop flashing, indicating a successful connection

Support for mobile phone systems: Apple series models (IOS 5.0 or above), Android series models (Android 4.2.2 or above), and all Hongmeng series models. Please update the mobile phone system on time to avoid incompatible use due to low version.

Product parameters

Product model: T20-L	Product name: Pocket Grip Tripod
Maximum bearing capacity: 500g	Working voltage: 2V
Main material: Aluminum alloy&ABS	Working temperature: -20~60C°
Systems: Android, IOS, HarmonyOS	Remote control battery: 55mAh
Folding size: 62.5*36.5*110mm	Standby time: 180days
Stretch size: 172*172*440mm	

This device complies with part 15 of the FCC Rules. Operation is subject to the following two conditions: (1) This device may not cause harmful interference, and (2) this device must accept any interference received, including interference that may cause undesired operation.

Any Changes or modifications not expressly approved by the party responsible for compliance could void the user's authority to operate the equipment.

Note: This equipment has been tested and found to comply with the limits for a Class B digital device, pursuant to part 15 of the FCC Rules. These limits are designed to provide reasonable protection against harmful interference in a residential installation. This equipment generates uses and can radiate radio frequency energy and, if not installed and used in accordance with the instructions, may cause harmful interference to radio communications. However, there is no guarantee that interference will not occur in a particular installation. If this equipment does cause harmful interference to radio or television reception, which can be determined by turning the equipment off and on, the user is encouraged to try to correct the interference by one or more of the following measures:

-Reorient or relocate the receiving antenna.

-Increase the separation between the equipment and receiver.

-Connect the equipment into an outlet on a circuit different from that to which the receiver is connected.

-Consult the dealer or an experienced radio/TV technician for help.

FCC Radiation Exposure statement

The device has been evaluatec to meel general RF exposure requirement. The device can be used in portable exposure condition without restriction.