# CFR 47 FCC PART 15 SUBPART C

# TEST REPORT

*For*

**Smart Lock**

**MODEL NUMBER: LTH71A**

**REPORT NUMBER: 4791798573-1-RF-1**

**ISSUE DATE: July 22, 2025**

**FCC ID: 2BP8U-LTH71A**

*Prepared for*

**Foshan Viomi Electrical Technology Co., Ltd.**
**13th Floor, No.7, Industrial Road, Licun Village, Lunjiao Town, Shunde District**
**Foshan City, Guangdong, P.R. China**

*Prepared by*

**UL Verification Services (Guangzhou) Co., Ltd, Song Shan Lake Branch**

**Room 101, Building 2, No.4, Information Road, Songshan Lake, Dongguan, Guangdong, China**

**Tel: +86 769 22038881**
**Fax: +86 769 33244054**
**Website: www.ul.com**

**The results reported herein have been performed in accordance with the laboratory's terms of accreditation. This report shall not be reproduced except in full without the written approval of the Laboratory. The results in this report apply to the test sample(s) mentioned above at the time of the testing period only and are not to be used to indicate applicability to other similar products.**

Revision History

| Rev. | Issue Date | Revisions | Revised By |
|---|---|---|---|
| V0 | July 22, 2025 | Initial Issue | |


*This report shall not be reproduced except in full, without the written approval of UL Verification Services (Guangzhou) Co., Ltd, Song Shan Lake Branch.*

## Summary of Test Results

| Test Item | Clause | Limit/Requirement | Result |
|---|---|---|---|
| Antenna Requirement | N/A | FCC Part 15.203/15.247 (c) | Pass |
| AC Power Line Conducted Emission | ANSI C63.10-2013, Clause 6.2 | FCC Part 15.207 | Pass |
| Conducted Output Power | ANSI C63.10-2013, Clause 11.9.1.3 | FCC Part 15.247 (b)(3) | Pass |
| 6dB Bandwidth and 99% Occupied Bandwidth | ANSI C63.10-2013, Clause 11.8.1 | FCC Part 15.247 (a)(2) | Pass |
| Power Spectral Density | ANSI C63.10-2013, Clause 11.10.2 | FCC Part 15.247 (e) | Pass |
| Conducted Band edge and spurious emission | ANSI C63.10-2013, Clause 11.11 | FCC Part 15.247(d) | Pass |
| Radiated Band edge and Spurious Emission | ANSI C63.10-2013, Clause 11.12 & Clause 11.13 | FCC Part 15.247 (d)<br>FCC Part 15.205/15.209 | Pass |
| Duty Cycle | ANSI C63.10-2013, Clause 11.6 | None; for reporting purposes only. | Pass |

Note:
1. N/A: In this whole report not applicable.

*This test report is only published to and used by the applicant, and it is not for evidence purpose in China.
*The measurement result for the sample received is <Pass> according to <CFR 47 FCC PART 15 SUBPART C> when <Simple Acceptance> decision rule is applied.


*This report shall not be reproduced except in full, without the written approval of UL Verification Services (Guangzhou) Co., Ltd, Song Shan Lake Branch.*

# CONTENTS

**1. ATTESTATION OF TEST RESULTS ..... 6**

**2. TEST METHODOLOGY ..... 7**

**3. FACILITIES AND ACCREDITATION ..... 7**

**4. CALIBRATION AND UNCERTAINTY ..... 8**

*4.1. MEASURING INSTRUMENT CALIBRATION ..... 8*

*4.2. MEASUREMENT UNCERTAINTY ..... 8*

**5. EQUIPMENT UNDER TEST ..... 9**

*5.1. DESCRIPTION OF EUT ..... 9*

*5.2. CHANNEL LIST ..... 9*

*5.3. MAXIMUM POWER ..... 9*

*5.4. TEST CHANNEL CONFIGURATION ..... 10*

*5.5. THE WORSE CASE POWER SETTING PARAMETER ..... 10*

*5.6. DESCRIPTION OF AVAILABLE ANTENNAS ..... 10*

*5.7. SUPPORT UNITS FOR SYSTEM TEST ..... 11*

**6. MEASURING EQUIPMENT AND SOFTWARE USED ..... 13**

**7. ANTENNA PORT TEST RESULTS ..... 16**

*7.1. CONDUCTED OUTPUT POWER ..... 16*

*7.2. 6DB BANDWIDTH AND 99% OCCUPIED BANDWIDTH ..... 17*

*7.3. POWER SPECTRAL DENSITY ..... 19*

*7.4. CONDUCTED BAND EDGE AND SPURIOUS EMISSION ..... 21*

*7.5. DUTY CYCLE ..... 23*

**8. RADIATED TEST RESULTS ..... 24**

*8.1. RESTRICTED BANDEDGE ..... 32*

*8.2. SPURIOUS EMISSIONS(1 GHZ~3 GHZ) ..... 39*

*8.3. SPURIOUS EMISSIONS(3 GHZ~18 GHZ) ..... 45*

*8.4. SPURIOUS EMISSIONS(9 KHZ~30 MHZ) ..... 57*

*8.5. SPURIOUS EMISSIONS(18 GHZ~26 GHZ) ..... 60*

*8.6. SPURIOUS EMISSIONS(30 MHZ~1 GHZ) ..... 62*

**9. ANTENNA REQUIREMENT ..... 64**

**10. AC POWER LINE CONDUCTED EMISSION ..... 65**

**11. TEST DATA ..... 69**


*This report shall not be reproduced except in full, without the written approval of UL Verification Services (Guangzhou) Co., Ltd, Song Shan Lake Branch.*

*11.1. APPENDIX A: DTS BANDWIDTH ..... 69*
11.1.1. Test Result ..... 69
11.1.2. Test Graphs ..... 70
*11.2. APPENDIX B: OCCUPIED CHANNEL BANDWIDTH ..... 72*
11.2.1. Test Result ..... 72
11.2.2. Test Graphs ..... 73
*11.3. APPENDIX C: MAXIMUM CONDUCTED OUTPUT POWER ..... 75*
11.3.1. Test Result ..... 75
*11.4. APPENDIX D: MAXIMUM POWER SPECTRAL DENSITY ..... 76*
11.4.1. Test Result ..... 76
11.4.2. Test Graphs ..... 77
*11.5. APPENDIX E: BAND EDGE MEASUREMENTS ..... 79*
11.5.1. Test Result ..... 79
11.5.2. Test Graphs ..... 80
*11.6. APPENDIX F: CONDUCTED SPURIOUS EMISSION ..... 82*
11.6.1. Test Result ..... 82
11.6.2. Test Graphs ..... 83
*11.7. APPENDIX G: DUTY CYCLE ..... 89*
11.7.1. Test Result ..... 89
11.7.2. Test Graphs ..... 90


*This report shall not be reproduced except in full, without the written approval of UL Verification Services (Guangzhou) Co., Ltd, Song Shan Lake Branch.*

# 1. ATTESTATION OF TEST RESULTS

**Applicant Information**

| | |
|---|---|
| Company Name: | Foshan Viomi Electrical Technology Co., Ltd. |
| Address: | 13th Floor, No.7, Industrial Road, Licun Village, Lunjiao Town, Shunde District Foshan City, Guangdong, P.R. China |

**Manufacturer Information**

| | |
|---|---|
| Company Name: | Foshan Viomi Electrical Technology Co., Ltd. |
| Address: | 13th Floor, No.7, Industrial Road, Licun Village, Lunjiao Town, Shunde District Foshan City, Guangdong, P.R. China |

**EUT Information**

| | |
|---|---|
| EUT Name: | Smart Lock |
| Model: | LTH71A |
| Brand: | VIOMI |
| Sample Received Date: | May 30, 2025 |
| Sample Status: | Normal |
| Sample ID: | 8537733 |
| Date of Tested: | May 30, 2025 to July 22, 2025 |

| APPLICABLE STANDARDS | |
|---|---|
| **STANDARD** | **TEST RESULTS** |
| **CFR 47 FCC PART 15 SUBPART C** | **Pass** |

Prepared By:

Fanny Huang

Engineer Project Associate

Checked By:

Kebo Zhang

Senior Project Engineer

Approved By:

Stephen Guo

Operations Manager


*This report shall not be reproduced except in full, without the written approval of UL Verification Services (Guangzhou) Co., Ltd, Song Shan Lake Branch.*

## 2. TEST METHODOLOGY

All tests were performed in accordance with the standard CFR 47 FCC PART 15 SUBPART C, KDB 558074 D01 15.247 Meas Guidance v05r02, 414788 D01 Radiated Test Site v01r01, CFR 47 FCC Part 2, ANSI C63.10-2013.

## 3. FACILITIES AND ACCREDITATION

| | |
|---|---|
| Accreditation Certificate | **A2LA (Certificate No.: 4102.01)**<br>UL Verification Services (Guangzhou) Co., Ltd. Song Shan Lake Branch. has been assessed and proved to be in compliance with A2LA.<br><br>**FCC (FCC Designation No.: CN1187)**<br>UL Verification Services (Guangzhou) Co., Ltd. Song Shan Lake Branch. Has been recognized to perform compliance testing on equipment subject to the Commission's Declaration of Conformity (DoC) and Certification rules.<br><br>**ISED (Company No.: 21320)**<br>UL Verification Services (Guangzhou) Co., Ltd. Song Shan Lake Branch. has been registered and fully described in a report filed with ISED.<br>The Company Number is 21320 and the test lab Conformity Assessment Body Identifier (CABID) is CN0046. |

Note 1:
All tests measurement facilities use to collect the measurement data are located at Room 101, Building 2, No.4, Information Road, Songshan Lake, Dongguan, Guangdong, China.

Note 2:
The test anechoic chamber in UL Verification Services (Guangzhou) Co., Ltd.
Song Shan Lake Branch had been calibrated and compared to the open field sites and the test anechoic chamber is shown to be equivalent to or worst case from the open field site.

Note 3:
For below 30 MHz, lab had performed measurements at test anechoic chamber and comparing to measurements obtained on an open field site. And these measurements below 30 MHz had been correlated to measurements performed on an OFS.


*This report shall not be reproduced except in full, without the written approval of UL Verification Services (Guangzhou) Co., Ltd, Song Shan Lake Branch.*

# 4. CALIBRATION AND UNCERTAINTY

## 4.1. MEASURING INSTRUMENT CALIBRATION

The measuring equipment utilized to perform the tests documented in this report has been calibrated in accordance with the manufacturer's recommendations and is traceable to recognized national standards.

## 4.2. MEASUREMENT UNCERTAINTY

Where relevant, the following measurement uncertainty levels have been estimated for tests performed on the apparatus:

| Test Item | Uncertainty |
|---|---|
| Conduction emission | 3.62 dB |
| Radiated Emission (Included Fundamental Emission) (9 kHz ~ 30 MHz) | 2.2 dB |
| Radiated Emission (Included Fundamental Emission) (30 MHz ~ 1 GHz) | 4.00 dB |
| Radiated Emission (Included Fundamental Emission) (1 GHz to 26 GHz) | 5.78 dB (1 GHz ~ 18 GHz) |
| | 5.23 dB (18 GHz ~ 26 GHz) |
| Duty Cycle | ±0.028% |
| DTS and 99% Occupied Bandwidth | ±0.0196% |
| Maximum Conducted Output Power | ±0.686 dB |
| Maximum Power Spectral Density Level | ±0.743 dB |
| Conducted Band-edge Compliance | ±1.328 dB |
| Conducted Unwanted Emissions In Non-restricted Frequency Bands | ±0.746 dB (9 kHz ~ 1 GHz) |
| | ±1.328dB (1 GHz ~ 26 GHz) |
| Note: This uncertainty represents an expanded uncertainty expressed at approximately the 95% confidence level using a coverage factor of k=2. | |


*This report shall not be reproduced except in full, without the written approval of UL Verification Services (Guangzhou) Co., Ltd, Song Shan Lake Branch.*

# 5. EQUIPMENT UNDER TEST

## 5.1. DESCRIPTION OF EUT

| | |
|---|---|
| EUT Name | Smart Lock |
| Model | LTH71A |

| | |
|---|---|
| Frequency Range: | 2402 MHz to 2480 MHz |
| Type of Modulation: | GFSK |
| Data Rates: | 1Mbps/2Mbps |
| Normal Test Voltage: | DC 12V |

## 5.2. CHANNEL LIST

| Channel | Frequency (MHz) | Channel | Frequency (MHz) | Channel | Frequency (MHz) | Channel | Frequency (MHz) |
|---|---|---|---|---|---|---|---|
| 0 | 2402 | 11 | 2424 | 22 | 2446 | 33 | 2468 |
| 1 | 2404 | 12 | 2426 | 23 | 2448 | 34 | 2470 |
| 2 | 2406 | 13 | 2428 | 24 | 2450 | 35 | 2472 |
| 3 | 2408 | 14 | 2430 | 25 | 2452 | 36 | 2474 |
| 4 | 2410 | 15 | 2432 | 26 | 2454 | 37 | 2476 |
| 5 | 2412 | 16 | 2434 | 27 | 2456 | 38 | 2478 |
| 6 | 2414 | 17 | 2436 | 28 | 2458 | 39 | 2480 |
| 7 | 2416 | 18 | 2438 | 29 | 2460 | / | / |
| 8 | 2418 | 19 | 2440 | 30 | 2462 | / | / |
| 9 | 2420 | 20 | 2442 | 31 | 2464 | / | / |
| 10 | 2422 | 21 | 2444 | 32 | 2466 | / | / |

## 5.3. MAXIMUM POWER

| Test Mode | Frequency (MHz) | Channel Number | Maximum Peak Output Power (dBm) |
|---|---|---|---|
| LE 1M | 2402 ~ 2480 | 0-39[40] | -4.48 |
| LE 2M | 2402 ~ 2480 | 0-39[40] | -1.69 |


*This report shall not be reproduced except in full, without the written approval of UL Verification Services (Guangzhou) Co., Ltd, Song Shan Lake Branch.*

## 5.4. TEST CHANNEL CONFIGURATION

| Test Mode | Test Channel | Frequency |
|---|---|---|
| LE 1M | CH 0(Low Channel), CH 19(MID Channel),<br>CH 39(High Channel) | 2402 MHz, 2440 MHz, 2480 MHz |
| LE 2M | CH 0(Low Channel), CH 19(MID Channel),<br>CH 39(High Channel) | 2402 MHz, 2440 MHz, 2480 MHz |

## 5.5. THE WORSE CASE POWER SETTING PARAMETER

| The Worse Case Power Setting Parameter under 2400 ~ 2483.5MHz Band | | | | |
|---|---|---|---|---|
| Test Software Version | | sscom51 | | |
| Modulation Type | Transmit Antenna Number | Test Software setting value | | |
| | | CH 0 | CH 19 | CH 39 |
| GFSK(1Mbps) | 1 | -54 | -54 | -54 |
| GFSK(2Mbps) | 1 | -10 | -10 | -10 |

## 5.6. DESCRIPTION OF AVAILABLE ANTENNAS

| Antenna | Frequency (MHz) | Antenna Type | MAX Antenna Gain (dBi) |
|---|---|---|---|
| 1 | 2402-2480 | Chip Antenna | 3.65 |

| Test Mode | Transmit and Receive Mode | Description |
|---|---|---|
| LE 1M | ☒1TX, 1RX | Antenna 1 can be used as transmitting/receiving antenna. |
| LE 2M | ☒1TX, 1RX | Antenna 1 can be used as transmitting/receiving antenna. |
| Note:<br>1.BLE&Thread can't transmit simultaneously. (declared by client) | | |


*This report shall not be reproduced except in full, without the written approval of UL Verification Services (Guangzhou) Co., Ltd, Song Shan Lake Branch.*

## 5.7. SUPPORT UNITS FOR SYSTEM TEST

**SUPPORT EQUIPMENT**

| Item | Equipment | Brand Name | Model Name | Remark |
|---|---|---|---|---|
| 1 | PC | Lenovo | E42-80 | / |
| 2 | UART | / | / | / |
| 3 | Adapter | Lenovo | ADLX65YCC3D | Input: AC 100-240V, 0.75A, 50-60Hz Output: DC 5V, 2A |

**I/O CABLES**

| Cable No | Port | Connector Type | Cable Type | Cable Length(m) | Remarks |
|---|---|---|---|---|---|
| 1 | USB | / | / | 1.0 | / |

**ACCESSORIES**

| Item | Accessory | Brand Name | Model Name | Description |
|---|---|---|---|---|
| / | / | / | / | / |

**TEST SETUP**

The EUT can work in engineering mode with a software through a Laptop.


*This report shall not be reproduced except in full, without the written approval of UL Verification Services (Guangzhou) Co., Ltd, Song Shan Lake Branch.*

For others:

**SETUP DIAGRAM FOR TESTS**

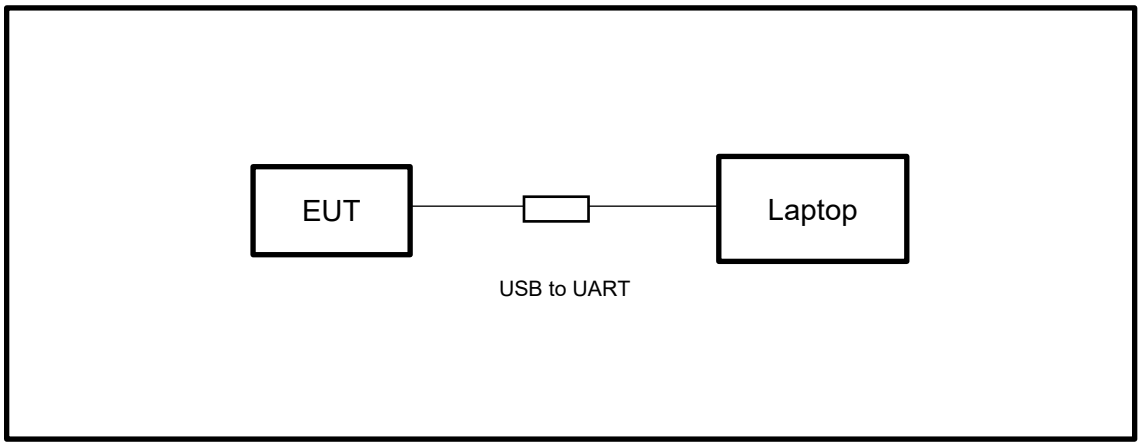


For AC Power Line Conducted Emission:

**SETUP DIAGRAM FOR TESTS**

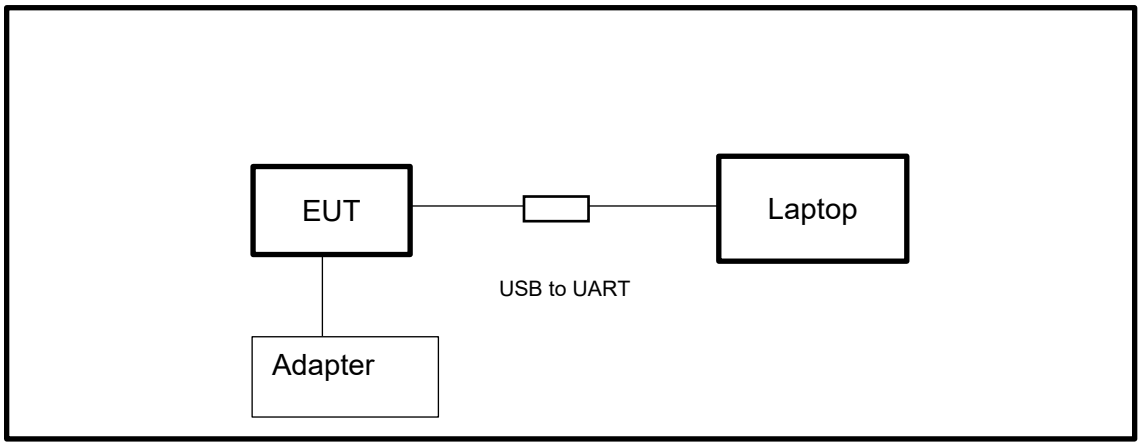



*This report shall not be reproduced except in full, without the written approval of UL Verification Services (Guangzhou) Co., Ltd, Song Shan Lake Branch.*

# 6. MEASURING EQUIPMENT AND SOFTWARE USED

| R&S TS 8997 Test System | | | | | |
|---|---|---|---|---|---|
| Equipment | Manufacturer | Model No. | Serial No. | Last Cal. | Due. Date |
| Power sensor, Power Meter | R&S | OSP120 | 100921 | Dec.27,2024 | Dec.26,2025 |
| Vector Signal Generator | R&S | SMBV100A | 261637 | Sep.28, 2024 | Sep.27, 2025 |
| Signal Generator | R&S | SMB100A | 178553 | Sep.28, 2024 | Sep.27, 2025 |
| Signal Analyzer | R&S | FSV40 | 101118 | Sep.28, 2024 | Sep.27, 2025 |

| Software | | | |
|---|---|---|---|
| Description | Manufacturer | Name | Version |
| For R&S TS 8997 Test System | Rohde & Schwarz | EMC 32 | 10.60.10 |

| Tonsend RF Test System | | | | | |
|---|---|---|---|---|---|
| Equipment | Manufacturer | Model No. | Serial No. | Last Cal. | Due. Date |
| Wireless Connectivity Tester | R&S | CMW270 | 1201.0002N75-102 | Sep.13, 2024 | Sep.12, 2025 |
| PXA Signal Analyzer | Keysight | N9030A | MY55410512 | Sep.28, 2024 | Sep.27, 2025 |
| MXG Vector Signal Generator | Keysight | N5182B | MY56200284 | Sep.28, 2024 | Sep.27, 2025 |
| MXG Vector Signal Generator | Keysight | N5172B | MY56200301 | Sep.28, 2024 | Sep.27, 2025 |
| DC power supply | Keysight | E3642A | MY55159130 | Sep.28, 2024 | Sep.27, 2025 |
| Temperature & Humidity Chamber | SANMOOD | SG-80-CC-2 | 2088 | Sep.28, 2024 | Sep.27, 2025 |
| Attenuator | Aglient | 8495B | 2814a12853 | Sep.28, 2024 | Sep.27, 2025 |
| RF Control Unit | Tonscend | JS0806-2 | 23B80620666 | Dec.27,2024 | Dec.26,2025 |

| Software | | | |
|---|---|---|---|
| Description | Manufacturer | Name | Version |
| Tonsend SRD Test System | Tonsend | JS1120-3 RF Test System | V3.2.22 |


*This report shall not be reproduced except in full, without the written approval of UL Verification Services (Guangzhou) Co., Ltd, Song Shan Lake Branch.*

| Radiated Emissions | | | | | |
|---|---|---|---|---|---|
| Equipment | Manufacturer | Model No. | Serial No. | Last Cal. | Due Date |
| MXE EMI Receiver | KESIGHT | N9038A | MY56400036 | Sep.28, 2024 | Sep.27, 2025 |
| Hybrid Log Periodic Antenna | TDK | HLP-3003C | 130960 | June 28, 2024 | June.27 2027 |
| Preamplifier | HP | 8447D | 2944A09099 | Sep.28, 2024 | Sep.27, 2025 |
| EMI Measurement Receiver | R&S | ESR26 | 101377 | Sep.28, 2024 | Sep.27, 2025 |
| Horn Antenna | TDK | HRN-0118 | 130940 | Dec.10, 2024 | Dec.11, 2027 |
| Preamplifier | TDK | PA-02-0118 | TRS-305-00067 | Sep.28, 2024 | Sep.27, 2025 |
| Horn Antenna | Schwarzbeck | BBHA9170 | 697 | Jun 30, 2024 | Jun 29, 2027 |
| Preamplifier | TDK | PA-02-2 | TRS-307-00003 | Sep.28, 2024 | Sep.27, 2025 |
| Preamplifier | TDK | PA-02-3 | TRS-308-00002 | Sep.28, 2024 | Sep.27, 2025 |
| Loop antenna | Schwarzbeck | 1519B | 00008 | Dec.09, 2024 | Dec.08, 2027 |
| High Pass Filter | Wi | WHKX10-2700-3000-18000-40SS | 23 | Sep.28, 2024 | Sep.27, 2025 |
| Band Reject Filter | Wainwright | WRCJV8-2350-2400-2483.5-2533.5-40SS | 4 | Sep.28, 2024 | Sep.27, 2025 |
| Software | | | | | |
| Description | | | Manufacturer | Name | Version |
| Test Software for Radiated Emissions | | | Farad | EZ-EMC | Ver. UL-3A1 |

| Conducted Emissions | | | | | |
|---|---|---|---|---|---|
| Equipment | Manufacturer | Model No. | Serial No. | Last Cal. | Due Date |
| EMI Test Receiver | R&S | ESR3 | 101961 | Sep.28, 2024 | Sep.27, 2025 |
| Two-Line V-Network | R&S | ENV216 | 101983 | Sep.28, 2024 | Sep.27, 2025 |
| Artificial Mains Networks | Schwarzbeck | NSLK 8126 | 8126465 | Sep.28, 2024 | Sep.27, 2025 |
| Software | | | | | |
| Description | | | Manufacturer | Name | Version |
| Test Software for Conducted Emissions | | | Farad | EZ-EMC | Ver. UL-3A1 |


*This report shall not be reproduced except in full, without the written approval of UL Verification Services (Guangzhou) Co., Ltd, Song Shan Lake Branch.*

| Other Instrument | | | | | |
|---|---|---|---|---|---|
| Equipment | Manufacturer | Model No. | Serial No. | Last Cal. | Due Date |
| Temperature humidity probe | OMEGA | ITHX-SD-5 | 18470007 | Oct.8, 2024 | Oct.7, 2025 |
| Barometer | Yiyi | Baro | N/A | Oct.10, 2024 | Oct.9, 2025 |
| Attenuator | Agilent | 8495B | 2814a12853 | Sep.28, 2024 | Sep.27, 2025 |


*This report shall not be reproduced except in full, without the written approval of UL Verification Services (Guangzhou) Co., Ltd, Song Shan Lake Branch.*

# 7. ANTENNA PORT TEST RESULTS

## 7.1. CONDUCTED OUTPUT POWER

**LIMITS**

| CFR 47 FCC Part15 (15.247) Subpart C | | | |
|---|---|---|---|
| Section | Test Item | Limit | Frequency Range (MHz) |
| CFR 47 FCC 15.247(b)(3) | Peak Conduct Output Power | 1 watt or 30 dBm | 2400-2483.5 |

**TEST PROCEDURE**

Connect the EUT to a low loss RF cable from the antenna port to the power sensor (video bandwidth is greater than the occupied bandwidth).
Measure peak emission level, the indicated level is the peak output power, after any corrections for external attenuators and cables.

**TEST SETUP**

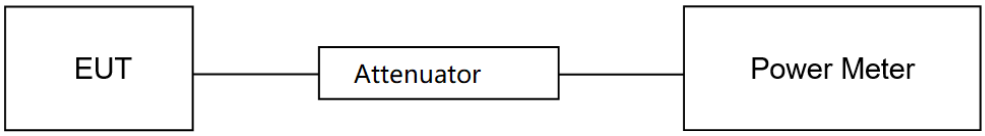


**TEST ENVIRONMENT**

| | | | |
|---|---|---|---|
| Temperature | 24.3℃ | Relative Humidity | 61% |
| Atmosphere Pressure | 101kPa | Test Voltage | DC 12V |

**TEST DATE / ENGINEER**

| | | | |
|---|---|---|---|
| Test Date | June 30, 2025 | Test By | Bairong Liu |

**TEST RESULTS**

Please refer to section "Test Data" - Appendix C


*This report shall not be reproduced except in full, without the written approval of UL Verification Services (Guangzhou) Co., Ltd, Song Shan Lake Branch.*

## 7.2. 6DB BANDWIDTH AND 99% OCCUPIED BANDWIDTH

**LIMITS**

| CFR 47 FCC Part15 (15.247) Subpart C | | | |
|---|---|---|---|
| Section | Test Item | Limit | Frequency Range (MHz) |
| CFR 47 FCC 15.247(a)(2) | 6 dB Bandwidth | ≥ 500 kHz | 2400-2483.5 |
| / | 99 % Occupied Bandwidth | For reporting purposes only. | 2400-2483.5 |

**TEST PROCEDURE**

Refer to ANSI C63.10-2013 clause 11.8 for DTS bandwidth and clause 6.9 for Occupied Bandwidth.

Connect the EUT to the spectrum analyzer and use the following settings:

| | |
|---|---|
| Center Frequency | The center frequency of the channel under test |
| Frequency Span | For 6 dB Bandwidth: Enough to capture all products of the modulation carrier emission<br>For 99 % Occupied Bandwidth: Between 1.5 times and 5.0 times the OBW |
| Detector | Peak |
| RBW | For 6 dB Bandwidth: 100 kHz<br>For 99 % Occupied Bandwidth: 1 % to 5 % of the occupied bandwidth |
| VBW | For 6 dB Bandwidth: ≥3 × RBW<br>For 99 % Occupied Bandwidth: ≥3 × RBW |
| Trace | Max hold |
| Sweep | Auto couple |

a) Use the 99 % power bandwidth function of the instrument, allow the trace to stabilize and report the measured bandwidth.

b) Allow the trace to stabilize and measure the maximum width of the emission that is constrained by the frequencies associated with the two outermost amplitude points (upper and lower frequencies) that are attenuated by 6 dB relative to the maximum level measured in the fundamental emission.


*This report shall not be reproduced except in full, without the written approval of UL Verification Services (Guangzhou) Co., Ltd, Song Shan Lake Branch.*

**TEST SETUP**

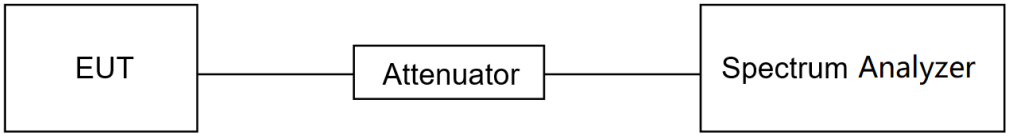


**TEST ENVIRONMENT**

| | | | |
|---|---|---|---|
| Temperature | 24.3℃ | Relative Humidity | 61% |
| Atmosphere Pressure | 101kPa | Test Voltage | DC 12V |

**TEST DATE / ENGINEER**

| | | | |
|---|---|---|---|
| Test Date | June 25, 2025 | Test By | Fanny Huang |

**TEST RESULTS**

Please refer to section "Test Data" - Appendix A&B


*This report shall not be reproduced except in full, without the written approval of UL Verification Services (Guangzhou) Co., Ltd, Song Shan Lake Branch.*

## 7.3. POWER SPECTRAL DENSITY

**LIMITS**

| CFR 47 FCC Part15 (15.247) Subpart C | | | |
|---|---|---|---|
| Section | Test Item | Limit | Frequency Range (MHz) |
| CFR 47 FCC §15.247 (e) | Power Spectral Density | 8 dBm in any 3 kHz band | 2400-2483.5 |

**TEST PROCEDURE**

Refer to ANSI C63.10-2013 clause 11.10.2.

Connect the EUT to the spectrum analyzer and use the following settings:

| | |
|---|---|
| Center Frequency | The center frequency of the channel under test |
| Detector | Peak |
| RBW | 3 kHz ≤ RBW ≤ 100 kHz |
| VBW | ≥3 × RBW |
| Span | 1.5 x DTS bandwidth |
| Trace | Max hold |
| Sweep time | Auto couple |

Allow trace to fully stabilize and use the peak marker function to determine the maximum amplitude level within the RBW.
If measured value exceeds limit, reduce RBW (no less than 3 kHz) and repeat.

**TEST SETUP**

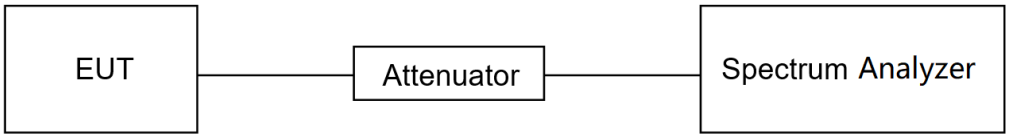



*This report shall not be reproduced except in full, without the written approval of UL Verification Services (Guangzhou) Co., Ltd, Song Shan Lake Branch.*

**TEST ENVIRONMENT**

| | | | |
|---|---|---|---|
| Temperature | 24.3℃ | Relative Humidity | 61% |
| Atmosphere Pressure | 101kPa | Test Voltage | DC 12V |

**TEST DATE / ENGINEER**

| | | | |
|---|---|---|---|
| Test Date | June 30, 2025 | Test By | Bairong Liu |

**TEST RESULTS**

Please refer to section "Test Data" - Appendix D


*This report shall not be reproduced except in full, without the written approval of UL Verification Services (Guangzhou) Co., Ltd, Song Shan Lake Branch.*

## 7.4. CONDUCTED BAND EDGE AND SPURIOUS EMISSION

**LIMITS**

| CFR 47 FCC Part15 (15.247) Subpart C | | |
|---|---|---|
| Section | Test Item | Limit |
| CFR 47 FCC §15.247 (d) | Conducted Bandedge and Spurious Emissions | at least 20 dB below that in the 100 kHz bandwidth within the band that contains the highest level of the desired power |

**TEST PROCEDURE**

Refer to ANSI C63.10-2013 clause 11.11 and 11.13.

Connect the EUT to the spectrum analyzer and use the following settings for reference level measurement:

| | |
|---|---|
| Center Frequency | The center frequency of the channel under test |
| Detector | Peak |
| RBW | 100 kHz |
| VBW | ≥3 × RBW |
| Span | 1.5 x DTS bandwidth |
| Trace | Max hold |
| Sweep time | Auto couple. |

Allow trace to fully stabilize and use the peak marker function to determine the maximum PSD level.
Change the settings for emission level measurement:

| | |
|---|---|
| Span | Set the center frequency and span to encompass frequency range to be measured |
| Detector | Peak |
| RBW | 100 kHz |
| VBW | ≥3 × RBW |
| measurement points | ≥span/RBW |
| Trace | Max hold |
| Sweep time | Auto couple. |

Allow trace to fully stabilize and use the peak marker function to determine the maximum PSD level. Ensure that the amplitude of all unwanted emissions outside of the authorized frequency band (excluding restricted frequency bands) is attenuated by at least the minimum requirements specified in 11.11.


*This report shall not be reproduced except in full, without the written approval of UL Verification Services (Guangzhou) Co., Ltd, Song Shan Lake Branch.*

**TEST SETUP**

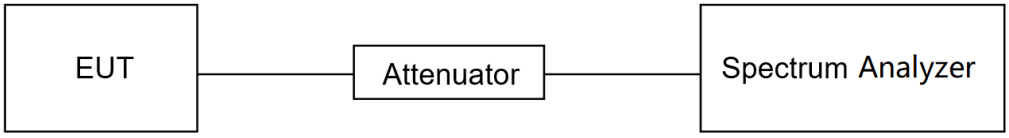


**TEST ENVIRONMENT**

| | | | |
|---|---|---|---|
| Temperature | 24.3℃ | Relative Humidity | 61% |
| Atmosphere Pressure | 101kPa | Test Voltage | DC 12V |

**TEST DATE / ENGINEER**

| | | | |
|---|---|---|---|
| Test Date | June 25, 2025 | Test By | Bairong Liu |

**TEST RESULTS**

Please refer to section "Test Data" - Appendix E&F


*This report shall not be reproduced except in full, without the written approval of UL Verification Services (Guangzhou) Co., Ltd, Song Shan Lake Branch.*

## 7.5. DUTY CYCLE

**LIMITS**

None; for reporting purposes only.

**TEST PROCEDURE**

Refer to ANSI C63.10-2013 clause 11.6 Zero – Span Spectrum Analyzer method.

**TEST SETUP**

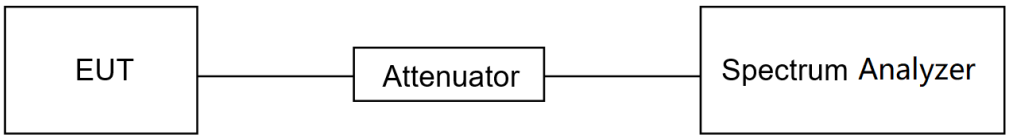


**TEST ENVIRONMENT**

| | | | |
|---|---|---|---|
| Temperature | 24.3℃ | Relative Humidity | 61% |
| Atmosphere Pressure | 101kPa | Test Voltage | DC 12V |

**TEST DATE / ENGINEER**

| | | | |
|---|---|---|---|
| Test Date | June 25, 2025 | Test By | Bairong Liu |

**TEST RESULTS**

Please refer to section "Test Data" - Appendix G


*This report shall not be reproduced except in full, without the written approval of UL Verification Services (Guangzhou) Co., Ltd, Song Shan Lake Branch.*

# 8. RADIATED TEST RESULTS

**LIMITS**

Please refer to CFR 47 FCC §15.205 and §15.209.

Radiation Disturbance Test Limit for FCC (Class B) (9 kHz ~ 1 GHz)

| Emissions radiated outside of the specified frequency bands above 30 MHz | | | |
|---|---|---|---|
| Frequency Range (MHz) | Field Strength Limit (uV/m) at 3 m | Field Strength Limit (dBuV/m) at 3 m | |
| | | Quasi-Peak | |
| 30 - 88 | 100 | 40 | |
| 88 - 216 | 150 | 43.5 | |
| 216 - 960 | 200 | 46 | |
| Above 960 | 500 | 54 | |
| Above 1000 | 500 | Peak | Average |
| | | 74 | 54 |

| FCC Emissions radiated outside of the specified frequency bands below 30 MHz | | |
|---|---|---|
| Frequency (MHz) | Field strength (microvolts/meter) | Measurement distance (meters) |
| 0.009-0.490 | 2400/F(kHz) | 300 |
| 0.490-1.705 | 24000/F(kHz) | 30 |
| 1.705-30.0 | 30 | 30 |


*This report shall not be reproduced except in full, without the written approval of UL Verification Services (Guangzhou) Co., Ltd, Song Shan Lake Branch.*

FCC Restricted bands of operation refer to FCC §15.205 (a):

| MHz | MHz | MHz | GHz |
|---|---|---|---|
| 0.090-0.110 | 16.42-16.423 | 399.9-410 | 4.5-5.15 |
| [1]0.495-0.505 | 16.69475-16.69525 | 608-614 | 5.35-5.46 |
| 2.1735-2.1905 | 16.80425-16.80475 | 960-1240 | 7.25-7.75 |
| 4.125-4.128 | 25.5-25.67 | 1300-1427 | 8.025-8.5 |
| 4.17725-4.17775 | 37.5-38.25 | 1435-1626.5 | 9.0-9.2 |
| 4.20725-4.20775 | 73-74.6 | 1645.5-1646.5 | 9.3-9.5 |
| 6.215-6.218 | 74.8-75.2 | 1660-1710 | 10.6-12.7 |
| 6.26775-6.26825 | 108-121.94 | 1718.8-1722.2 | 13.25-13.4 |
| 6.31175-6.31225 | 123-138 | 2200-2300 | 14.47-14.5 |
| 8.291-8.294 | 149.9-150.05 | 2310-2390 | 15.35-16.2 |
| 8.362-8.366 | 156.52475-156.52525 | 2483.5-2500 | 17.7-21.4 |
| 8.37625-8.38675 | 156.7-156.9 | 2690-2900 | 22.01-23.12 |
| 8.41425-8.41475 | 162.0125-167.17 | 3260-3267 | 23.6-24.0 |
| 12.29-12.293 | 167.72-173.2 | 3332-3339 | 31.2-31.8 |
| 12.51975-12.52025 | 240-285 | 3345.8-3358 | 36.43-36.5 |
| 12.57675-12.57725 | 322-335.4 | 3600-4400 | ([2]) |
| 13.36-13.41 | | | |

Note: [1]Until February 1, 1999, this restricted band shall be 0.490-0.510 MHz.
[2]Above 38.6c

**TEST PROCEDURE**

Below 30 MHz

The setting of the spectrum analyzer

| | |
|---|---|
| RBW | 200 Hz (From 9 kHz to 0.15 MHz)/ 9 kHz (From 0.15 MHz to 30 MHz) |
| VBW | 200 Hz (From 9 kHz to 0.15 MHz)/ 9 kHz (From 0.15 MHz to 30 MHz) |
| Sweep | Auto |

1. The testing follows the guidelines in ANSI C63.10-2013 clause 6.4.

2. The EUT was arranged to its worst case and then turntable (from 0 degree to 360 degrees) to find the maximum reading. A pre-amp and a high pass filter are used for the test in order to get better signal level. Both Horizontal, Face-on and Face-off polarizations of the antenna are set to make the measurement.

3. The EUT was placed on a turntable with 80 cm above ground.

4. The EUT was set 3 meters from the interference receiving antenna, which was mounted on the top of a 1 m height antenna tower.

5. The radiated emission limits are based on measurements employing a CISPR quasi-peak detector except for the frequency bands 9-90 kHz, 110-490 kHz and above 1000 MHz Radiated emission limits in these three bands are based on measurements employing an average detector.

6. For measurement below 1 GHz, the initial step in collecting conducted emission data is a spectrum analyzer peak detector mode pre-scanning the measurement frequency range. Significant peaks are then marked and then Quasi Peak and average detector mode re-measured. If the emission level of the EUT measured by the peak detector is 3 dB lower than the applicable limit, the peak emission level will be reported. Otherwise, the emission measurement will be repeated using the quasi-peak and average detector and reported.


*This report shall not be reproduced except in full, without the written approval of UL Verification Services (Guangzhou) Co., Ltd, Song Shan Lake Branch.*

7. Although these tests were performed other than open field site, adequate comparison measurements were confirmed against 30m open field site. Therefore sufficient tests were made to demonstrate that the alternative site produces results that correlate with the ones of tests made in an open field site based on KDB 414788.

8. The limits in CFR 47, Part 15, Subpart C, paragraph 15.209 (a), are identical to those in RSS-GEN Section 8.9, Table 6, since the measurements are performed in terms of magnetic field strength and converted to electric field strength levels (as reported in the table) using the free space impedance of 377Ω. For example, the measurement frequency X kHz resulted in a level of Y dBuV/m, which is equivalent to Y-51.5 = Z dBuA/m, which has the same margin, W dB, to the corresponding RSS-GEN Table 6 limit as it has to be 15.209(a) limit.


*This report shall not be reproduced except in full, without the written approval of UL Verification Services (Guangzhou) Co., Ltd, Song Shan Lake Branch.*

Below 1 GHz and above 30 MHz

The setting of the spectrum analyzer

| | |
|---|---|
| RBW | 120 kHz |
| VBW | 300 kHz |
| Sweep | Auto |
| Detector | Peak/QP |
| Trace | Max hold |

1. The testing follows the guidelines in ANSI C63.10-2013 clause 6.5.

2. The EUT was arranged to its worst case and then tune the antenna tower (from 1 m to 4 m) and turntable (from 0 degree to 360 degrees) to find the maximum reading. A pre-amp and a high pass filter are used for the test in order to get better signal level. Both horizontal and vertical polarizations of the antenna are set to make the measurement.

3. The EUT was placed on a turntable with 80 cm above ground.

4. The EUT was set 3 meters from the interference receiving antenna, which was mounted on the top of a variable height antenna tower.

5. For measurement below 1 GHz, the initial step in collecting conducted emission data is a spectrum analyzer peak detector mode pre-scanning the measurement frequency range. Significant peaks are then marked and then Quasi Peak detector mode re-measured. If the emission level of the EUT measured by the peak detector is 3 dB lower than the applicable limit, the peak emission level will be reported. Otherwise, the emission measurement will be repeated using the quasi-peak detector and reported.


*This report shall not be reproduced except in full, without the written approval of UL Verification Services (Guangzhou) Co., Ltd, Song Shan Lake Branch.*

Above 1 GHz

The setting of the spectrum analyzer

| | |
|---|---|
| RBW | 1 MHz |
| VBW | PEAK: 3 MHz<br>AVG: see note 6 |
| Sweep | Auto |
| Detector | Peak |
| Trace | Max hold |

1. The testing follows the guidelines in ANSI C63.10-2013 clause 6.6.

2. The EUT was arranged to its worst case and then tune the antenna tower (from 1 m to 4 m) and turntable (from 0 degree to 360 degrees) to find the maximum reading. A pre-amp and a high pass filter are used for the test in order to get better signal level. Both horizontal and vertical polarizations of the antenna are set to make the measurement.

3. The EUT was placed on a turntable with 1.5 m above ground.

4. The EUT was set 3 meters from the interference receiving antenna, which was mounted on the top of a variable height antenna tower.

5. For measurement above 1 GHz, the emission measurement will be measured by the peak detector. This peak level, once corrected, must comply with the limit specified in Section 15.209.

6. For measurements above 1 GHz the resolution bandwidth is set to 1 MHz, then the video bandwidth is set to 3 MHz for peak measurements and 1 MHz resolution bandwidth with 1/T video bandwidth with peak detector for average measurements. For the Duty Cycle please refer to clause 7.5. ON TIME AND DUTY CYCLE.

X axis, Y axis, Z axis positions:

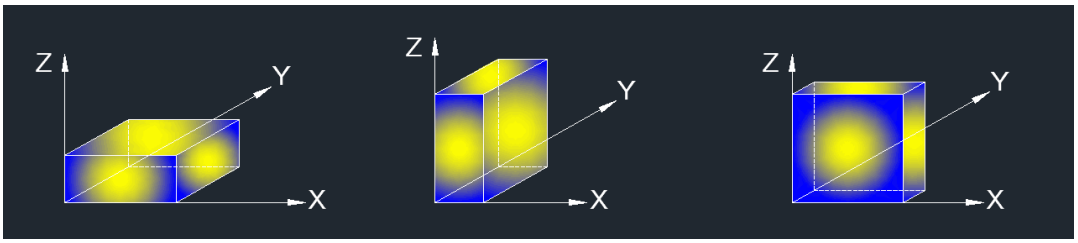


Note 1: For all radiated test, EUT in each of three orthogonal axis emissions had been tested, but only the worst case (X axis) data recorded in the report.


*This report shall not be reproduced except in full, without the written approval of UL Verification Services (Guangzhou) Co., Ltd, Song Shan Lake Branch.*

For Restricted Bandedge:
Note:
1. Measurement = Reading Level + Correct Factor.
2. If the peak values are less than the average limit of 54 dBuV/m, the average result is deemed to comply with average limit.
3. PK=Peak: Peak detector.
4. AV=Average: VBW=1/Ton, where: Ton is the transmitting duration.
5. For the transmitting duration, please refer to clause 7.5.
6. Only the worst data was recorded, if it complies with the limit, the other emissions deemed to comply with the limit.
7. Both horizontal and vertical have been tested, only the worst data was recorded in the report.
8. All modes have been tested, but only the worst data was recorded in the report.

For Radiate Spurious emission (9 kHz ~ 30 MHz):
Note:
1. Measurement = Reading Level + Correct Factor.
2. If the peak values are less than the QP limit, the QP result is deemed to comply with QP limit.
3. All 3 polarizations (Horizontal, Face-on and Face-off) of the loop antenna had been tested, but only the worst data recorded in the report.
4. All modes have been tested, but only the worst data was recorded in the report.
5. dBuA/m= dBuV/m- 20Log10[120π] = dBuV/m- 51.5

For Radiate Spurious Emission (30 MHz ~ 1 GHz):
Note:
1. Result Level = Read Level + Correct Factor.
2. If the peak values are less than the QP limit, the QP result is deemed to comply with QP limit.
3. All modes have been tested, but only the worst data was recorded in the report.

For Radiate Spurious Emission (1 GHz ~ 3 GHz):
Note:
1. Measurement = Reading Level + Correct Factor.
2. If the peak values are less than the average limit of 54 dBuV/m, the average result is deemed to comply with average limit.
3. Peak: Peak detector.
4. AVG: VBW=1/Ton, where: Ton is the transmitting duration.
5. For the transmitting duration, please refer to clause 7.5.
6. Filter losses were only considered in the spurious frequency bands and the authorized band was not corrected for Band reject filter losses.
7. Proper operation of the transmitter prior to adding the filter to the measurement chain.
8. All modes have been tested, but only the worst data was recorded in the report.


*This report shall not be reproduced except in full, without the written approval of UL Verification Services (Guangzhou) Co., Ltd, Song Shan Lake Branch.*

For Radiate Spurious Emission (3 GHz ~ 18 GHz):
Note:
1. Peak Result = Reading Level + Correct Factor.
2. If the peak values are less than the average limit of 54 dBuV/m, the average result is deemed to comply with average limit.
3. Peak: Peak detector.
4. AVG: VBW=1/Ton, where: Ton is the transmitting duration.
5. For the transmitting duration, please refer to clause 7.5.
6. Filter losses were only considered in the spurious frequency bands and the authorized band was not corrected for High Pass Filter losses.
7. Proper operation of the transmitter prior to adding the filter to the measurement chain.
8. All modes have been tested, but only the worst data was recorded in the report.
9. *-indicates frequency is out of the restricted bands and the limit is referring to 15.247 (d) and RSS-247 clause 5.5. We had already performed the conducted non-restricted bands test, please refer to clause 7.5.

For Radiate Spurious emission (18 GHz ~ 26 GHz):
Note:
1. Measurement = Reading Level + Correct Factor.
2. If the peak values are less than the average limit of 54 dBuV/m, the average result is deemed to comply with average limit.
3. Peak: Peak detector.
4. All modes have been tested, but only the worst data was recorded in the report.

**TEST SETUP**

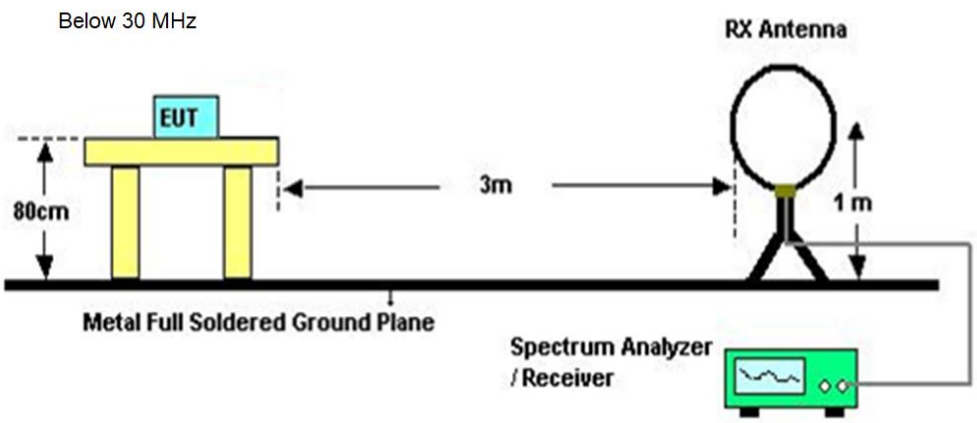



*This report shall not be reproduced except in full, without the written approval of UL Verification Services (Guangzhou) Co., Ltd, Song Shan Lake Branch.*

Below 1 GHz and above 30 MHz

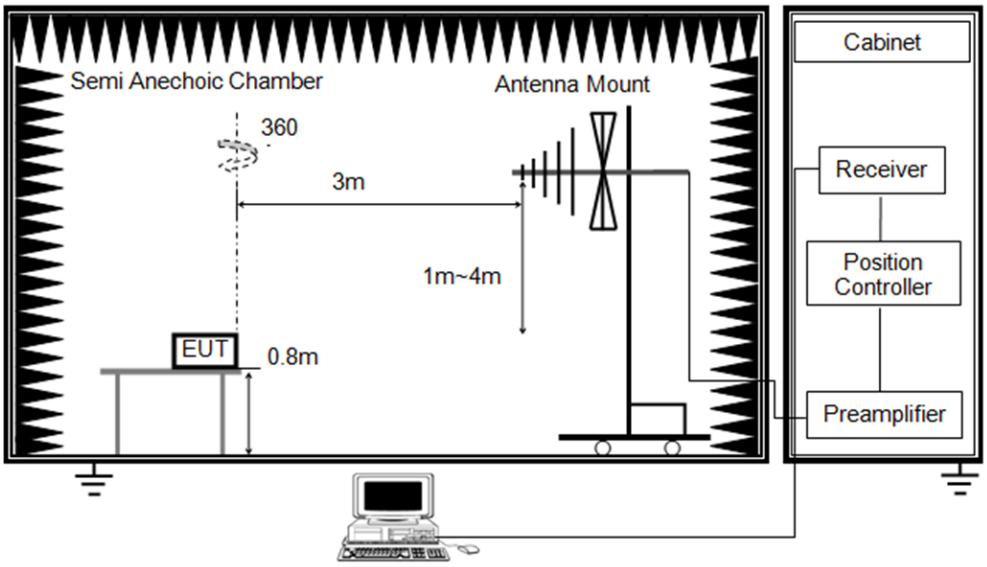


Above 1GHz

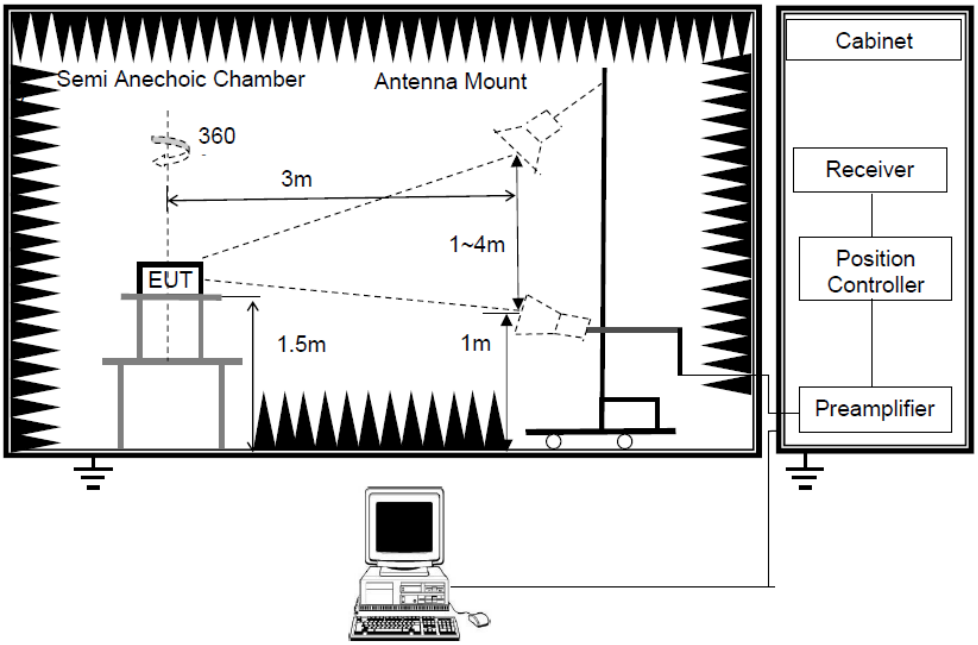


**TEST ENVIRONMENT**

| | | | |
|---|---|---|---|
| Temperature | 22.3℃ | Relative Humidity | 58.5% |
| Atmosphere Pressure | 101kPa | Test Voltage | |

**TEST DATE / ENGINEER**

| | | | |
|---|---|---|---|
| Test Date | June 30, 2025 | Test By | Mason Wang |


*This report shall not be reproduced except in full, without the written approval of UL Verification Services (Guangzhou) Co., Ltd, Song Shan Lake Branch.*

**TEST RESULTS**

## 8.1. RESTRICTED BANDEDGE

| | | | |
|---|---|---|---|
| Test Mode: | BLE 1M PK | Frequency(MHz): | 2402 |
| Polarity: | Horizontal | Test Voltage: | DC 12V |

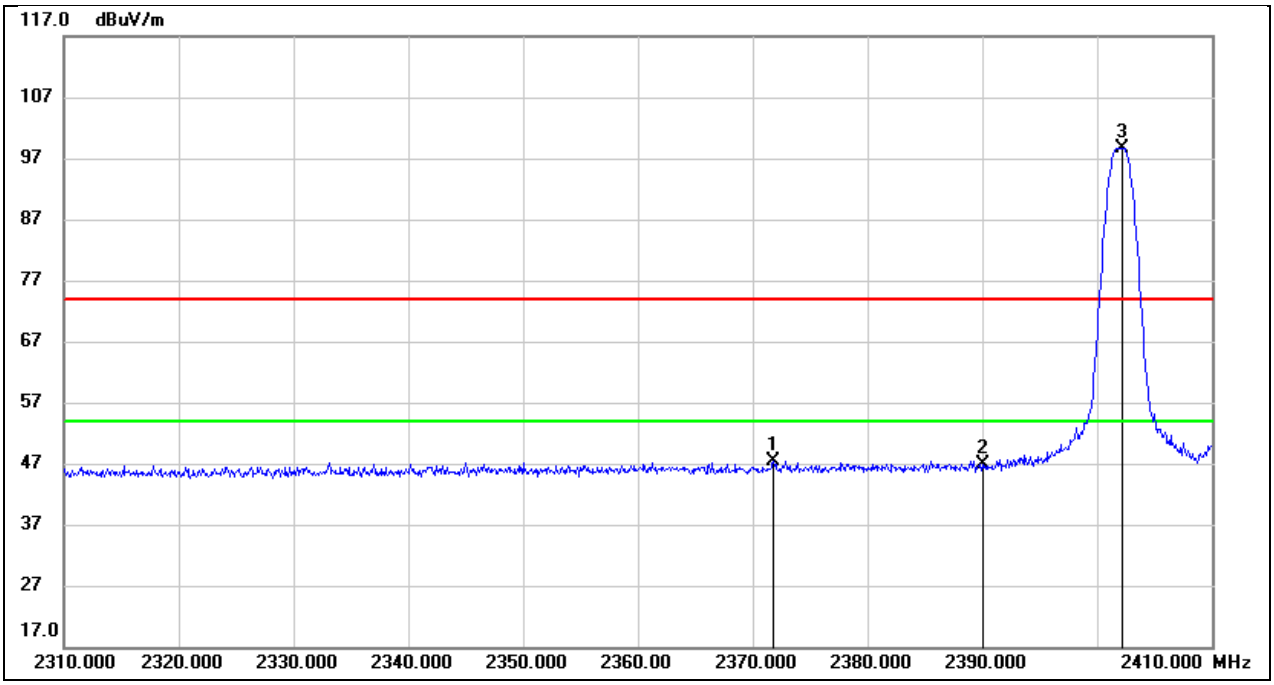


| No. | Frequency (MHz) | Reading (dBuV) | Correct (dB/m) | Result (dBuV/m) | Limit (dBuV/m) | Margin (dB) | Remark |
|---|---|---|---|---|---|---|---|
| 1 | 2371.800 | 15.82 | 31.61 | 47.43 | 74.00 | -26.57 | peak |
| 2 | 2390.000 | 15.12 | 31.69 | 46.81 | 74.00 | -27.19 | peak |
| 3 | 2402.200 | 66.98 | 31.74 | 98.72 | / | / | fundamental |


*This report shall not be reproduced except in full, without the written approval of UL Verification Services (Guangzhou) Co., Ltd, Song Shan Lake Branch.*

| Test Mode: | BLE 1M PK | Frequency(MHz): | 2402 |
|---|---|---|---|
| Polarity: | Vertical | Test Voltage: | DC 12V |

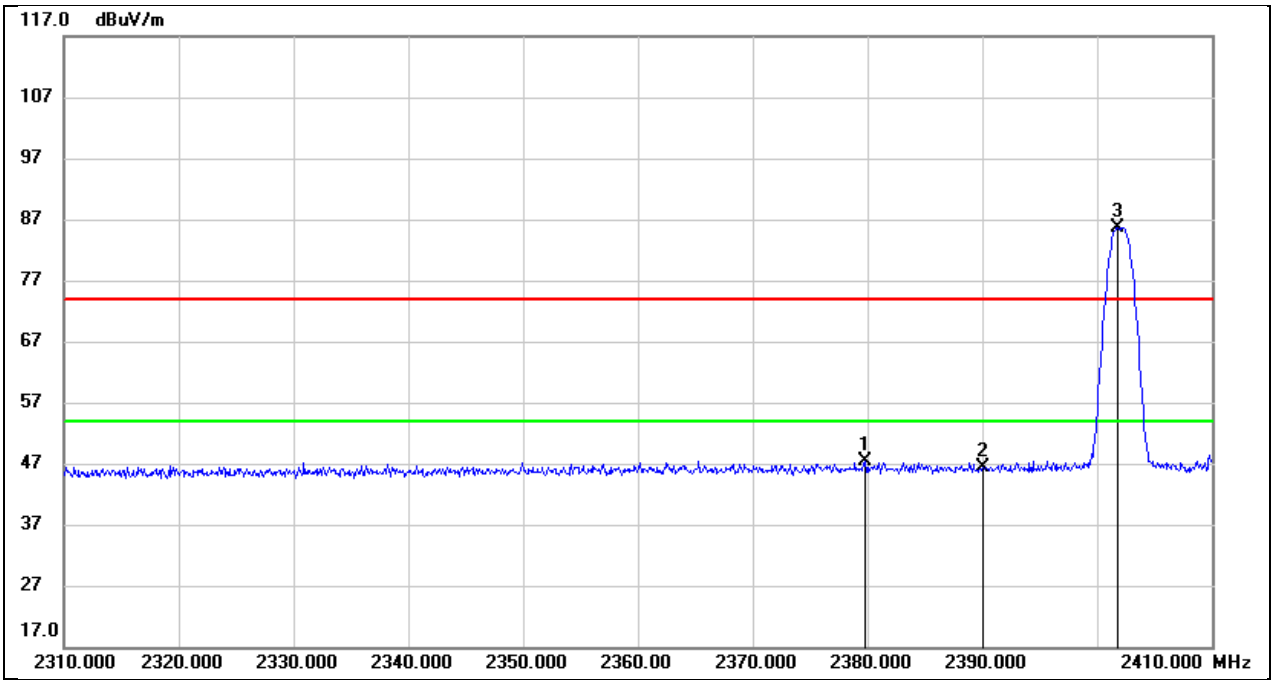


| No. | Frequency (MHz) | Reading (dBuV) | Correct (dB/m) | Result (dBuV/m) | Limit (dBuV/m) | Margin (dB) | Remark |
|---|---|---|---|---|---|---|---|
| 1 | 2379.800 | 15.77 | 31.64 | 47.41 | 74.00 | -26.59 | peak |
| 2 | 2390.000 | 14.69 | 31.69 | 46.38 | 74.00 | -27.62 | peak |
| 3 | 2401.800 | 53.82 | 31.73 | 85.55 | / | / | fundamental |


*This report shall not be reproduced except in full, without the written approval of UL Verification Services (Guangzhou) Co., Ltd, Song Shan Lake Branch.*

| Test Mode: | BLE 1M PK | Frequency(MHz): | 2480 |
|---|---|---|---|
| Polarity: | Horizontal | Test Voltage: | DC 12V |

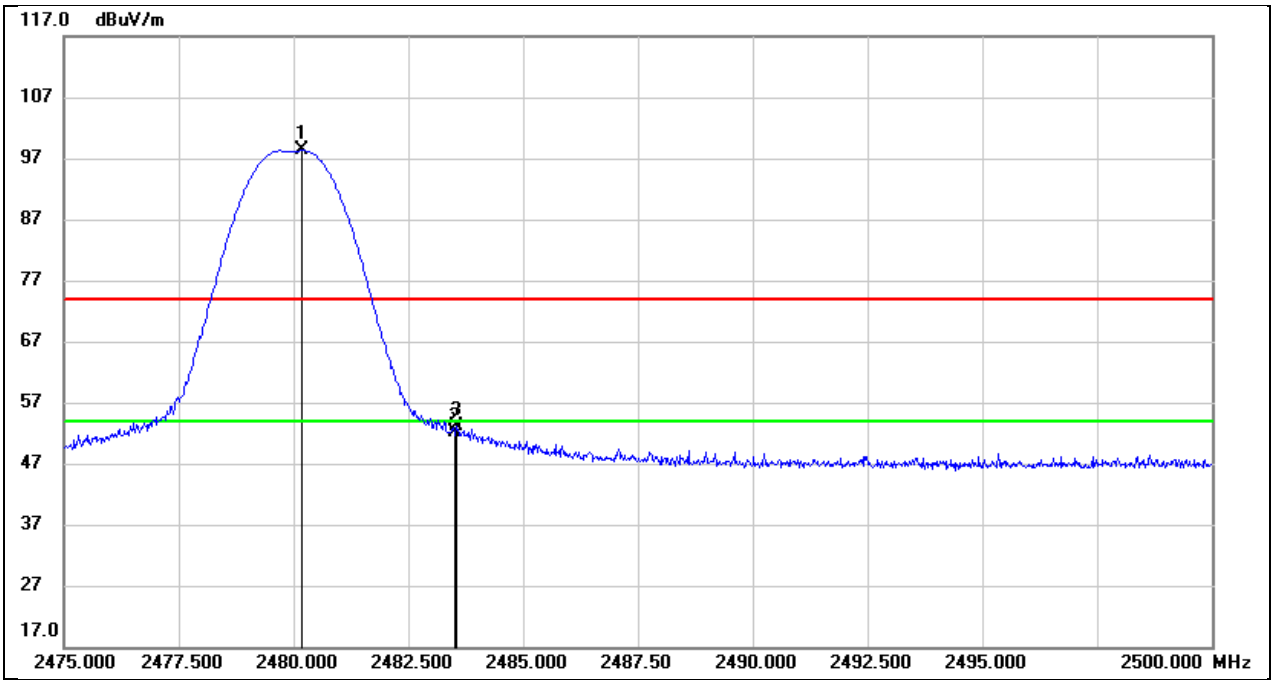


| No. | Frequency (MHz) | Reading (dBuV) | Correct (dB/m) | Result (dBuV/m) | Limit (dBuV/m) | Margin (dB) | Remark |
|---|---|---|---|---|---|---|---|
| 1 | 2480.175 | 66.29 | 31.98 | 98.27 | / | / | fundamental |
| 2 | 2483.500 | 20.02 | 31.99 | 52.01 | 74.00 | -21.99 | peak |
| 3 | 2483.550 | 21.03 | 31.99 | 53.02 | 74.00 | -20.98 | peak |


*This report shall not be reproduced except in full, without the written approval of UL Verification Services (Guangzhou) Co., Ltd, Song Shan Lake Branch.*

| Test Mode: | BLE 1M AV | Frequency(MHz): | 2480 |
|---|---|---|---|
| Polarity: | Horizontal | Test Voltage: | DC 12V |

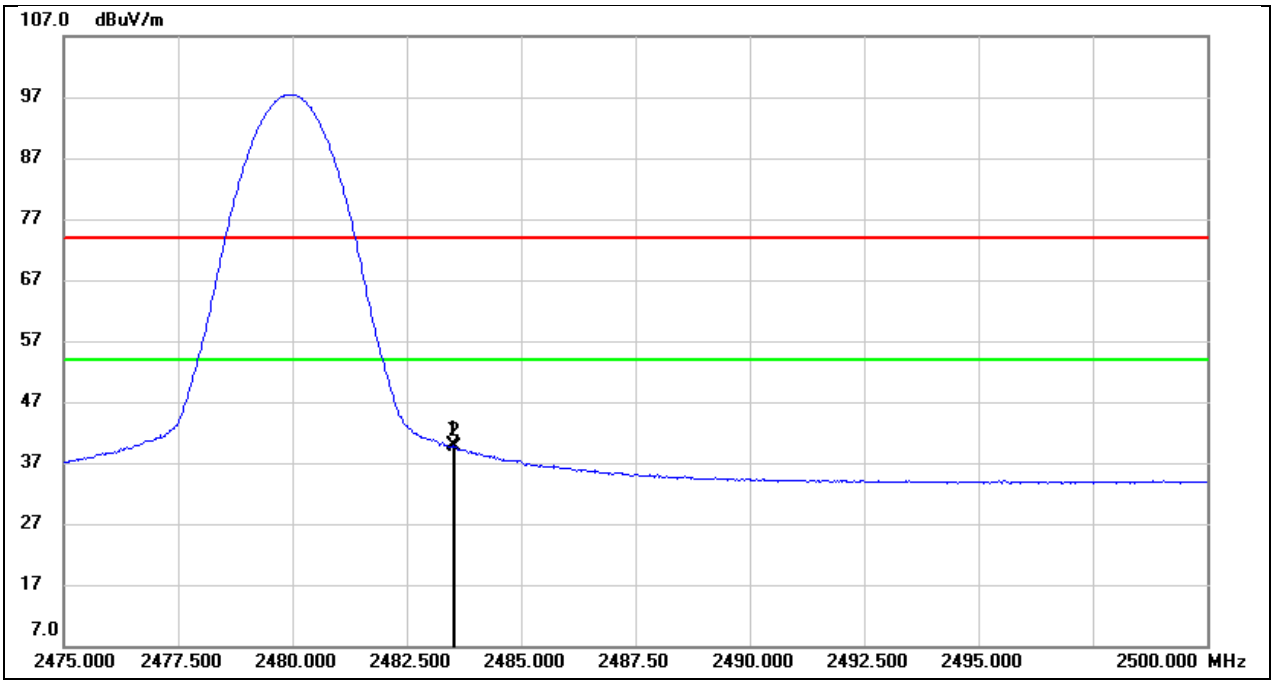


| No. | Frequency (MHz) | Reading (dBuV) | Correct (dB/m) | Result (dBuV/m) | Limit (dBuV/m) | Margin (dB) | Remark |
|---|---|---|---|---|---|---|---|
| 1 | 2483.500 | 7.79 | 31.99 | 39.78 | 54.00 | -14.22 | AVG |
| 2 | 2483.550 | 7.64 | 31.99 | 39.63 | 54.00 | -14.37 | AVG |


*This report shall not be reproduced except in full, without the written approval of UL Verification Services (Guangzhou) Co., Ltd, Song Shan Lake Branch.*

| Test Mode: | BLE 2M PK | Frequency(MHz): | 2402 |
|---|---|---|---|
| Polarity: | Horizontal | Test Voltage: | DC 12V |

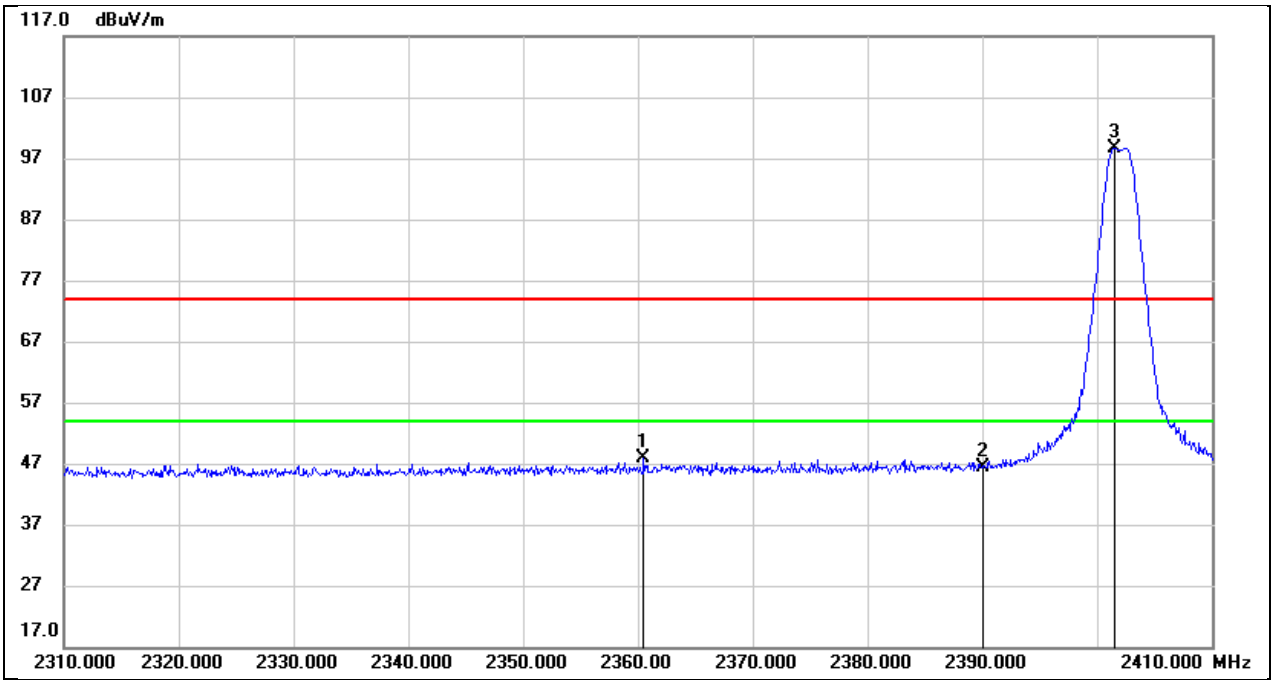


| No. | Frequency (MHz) | Reading (dBuV) | Correct (dB/m) | Result (dBuV/m) | Limit (dBuV/m) | Margin (dB) | Remark |
|---|---|---|---|---|---|---|---|
| 1 | 2360.500 | 16.19 | 31.57 | 47.76 | 74.00 | -26.24 | peak |
| 2 | 2390.000 | 14.70 | 31.69 | 46.39 | 74.00 | -27.61 | peak |
| 3 | 2401.500 | 66.97 | 31.73 | 98.70 | / | / | fundamental |


*This report shall not be reproduced except in full, without the written approval of UL Verification Services (Guangzhou) Co., Ltd, Song Shan Lake Branch.*

| Test Mode: | BLE 2M PK | Frequency(MHz): | 2480 |
|---|---|---|---|
| Polarity: | Horizontal | Test Voltage: | DC 12V |

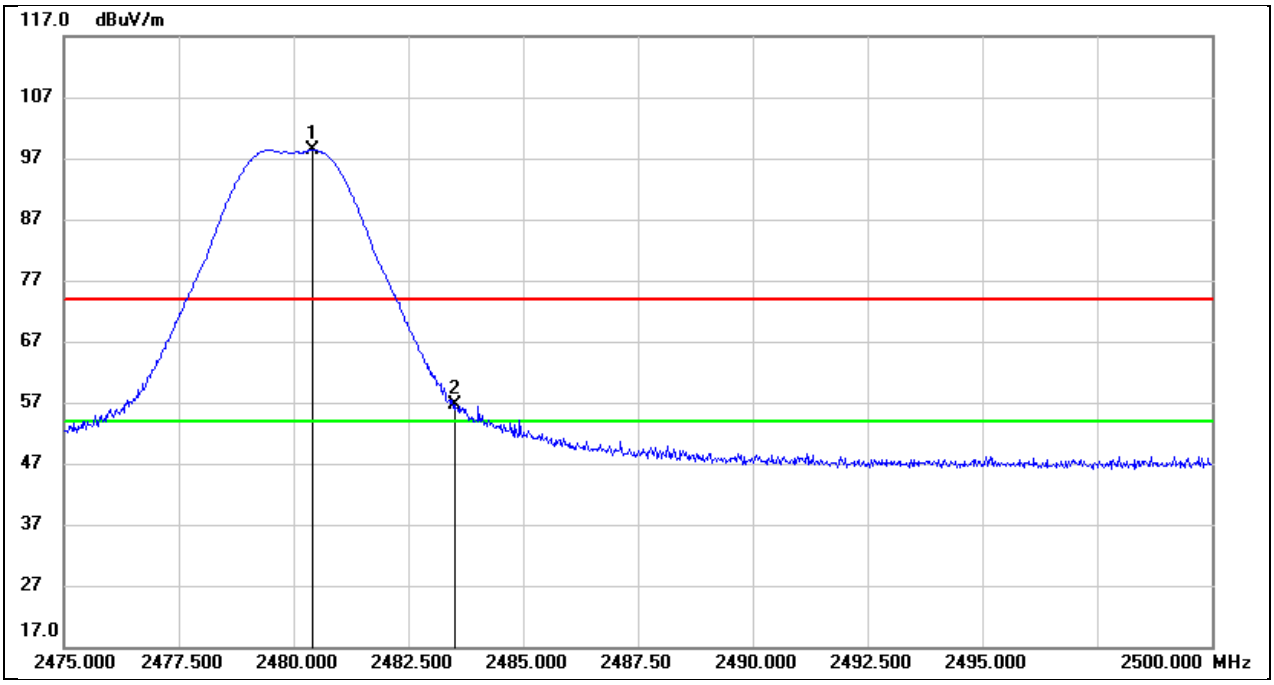


| No. | Frequency (MHz) | Reading (dBuV) | Correct (dB/m) | Result (dBuV/m) | Limit (dBuV/m) | Margin (dB) | Remark |
|---|---|---|---|---|---|---|---|
| 1 | 2480.400 | 66.36 | 31.98 | 98.34 | / | / | fundamental |
| 2 | 2483.500 | 24.74 | 31.99 | 56.73 | 74.00 | -17.27 | peak |


*This report shall not be reproduced except in full, without the written approval of UL Verification Services (Guangzhou) Co., Ltd, Song Shan Lake Branch.*

| Test Mode: | BLE 2M AV | Frequency(MHz): | 2480 |
|---|---|---|---|
| Polarity: | Horizontal | Test Voltage: | DC 12V |

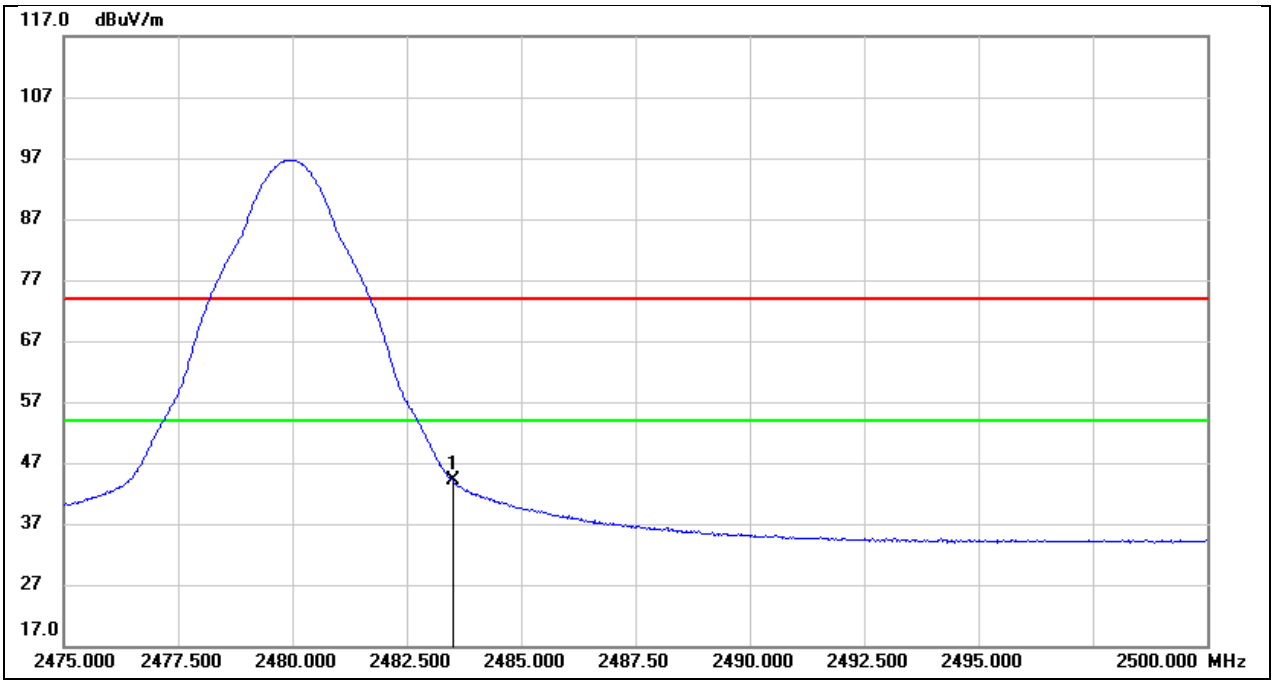


| No. | Frequency (MHz) | Reading (dBuV) | Correct (dB/m) | Result (dBuV/m) | Limit (dBuV/m) | Margin (dB) | Remark |
|---|---|---|---|---|---|---|---|
| 1 | 2483.500 | 12.06 | 31.99 | 44.05 | 54.00 | -9.95 | AVG |


*This report shall not be reproduced except in full, without the written approval of UL Verification Services (Guangzhou) Co., Ltd, Song Shan Lake Branch.*

## 8.2. SPURIOUS EMISSIONS(1 GHZ~3 GHZ)

| Test Mode: | BLE 1M | Frequency(MHz): | 2402 |
|---|---|---|---|
| Polarity: | Horizontal | Test Voltage: | DC 12V |

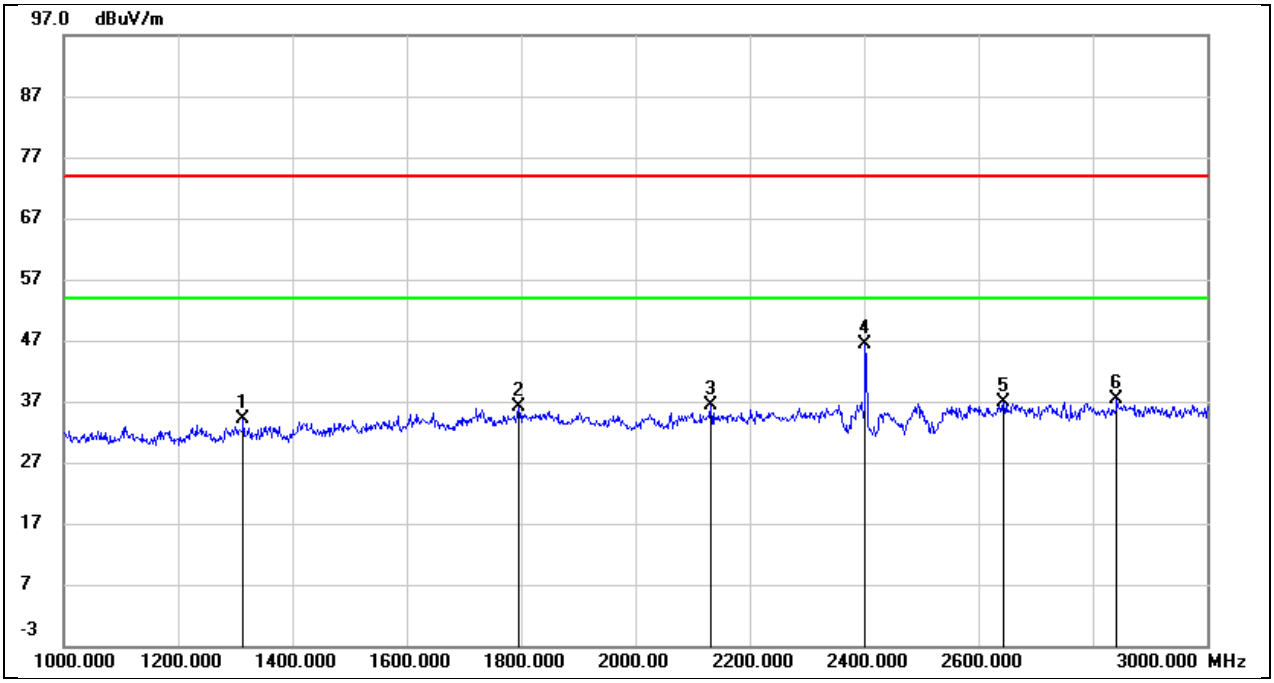


| No. | Frequency (MHz) | Reading (dBuV) | Correct (dB/m) | Result (dBuV/m) | Limit (dBuV/m) | Margin (dB) | Remark |
|---|---|---|---|---|---|---|---|
| 1 | 1314.000 | 47.05 | -12.86 | 34.19 | 74.00 | -39.81 | peak |
| 2 | 1796.000 | 46.19 | -10.11 | 36.08 | 74.00 | -37.92 | peak |
| 3 | 2132.000 | 46.03 | -9.74 | 36.29 | 74.00 | -37.71 | peak |
| 4 | 2402.000 | 55.02 | -8.63 | 46.39 | / | / | fundamental |
| 5 | 2644.000 | 44.48 | -7.63 | 36.85 | 74.00 | -37.15 | peak |
| 6 | 2842.000 | 44.12 | -6.86 | 37.26 | 74.00 | -36.74 | peak |


*This report shall not be reproduced except in full, without the written approval of UL Verification Services (Guangzhou) Co., Ltd, Song Shan Lake Branch.*

| Test Mode: | BLE 1M | Frequency(MHz): | 2402 |
|---|---|---|---|
| Polarity: | Vertical | Test Voltage: | DC 12V |

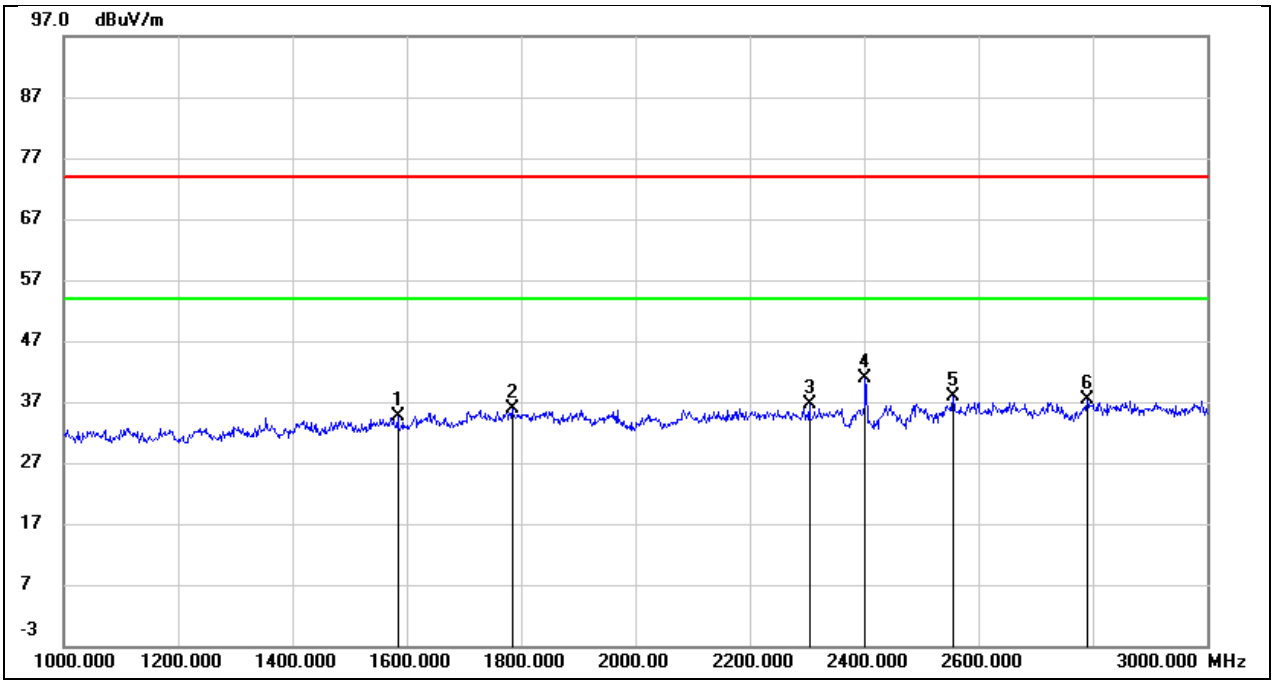


| No. | Frequency (MHz) | Reading (dBuV) | Correct (dB/m) | Result (dBuV/m) | Limit (dBuV/m) | Margin (dB) | Remark |
|---|---|---|---|---|---|---|---|
| 1 | 1584.000 | 46.24 | -11.49 | 34.75 | 74.00 | -39.25 | peak |
| 2 | 1784.000 | 46.05 | -10.19 | 35.86 | 74.00 | -38.14 | peak |
| 3 | 2304.000 | 45.65 | -9.03 | 36.62 | 74.00 | -37.38 | peak |
| 4 | 2402.000 | 49.48 | -8.63 | 40.85 | / | / | fundamental |
| 5 | 2556.000 | 45.79 | -7.99 | 37.80 | 74.00 | -36.20 | peak |
| 6 | 2790.000 | 44.34 | -7.08 | 37.26 | 74.00 | -36.74 | peak |


*This report shall not be reproduced except in full, without the written approval of UL Verification Services (Guangzhou) Co., Ltd, Song Shan Lake Branch.*

| Test Mode: | BLE 1M | Frequency(MHz): | 2440 |
|---|---|---|---|
| Polarity: | Horizontal | Test Voltage: | DC 12V |

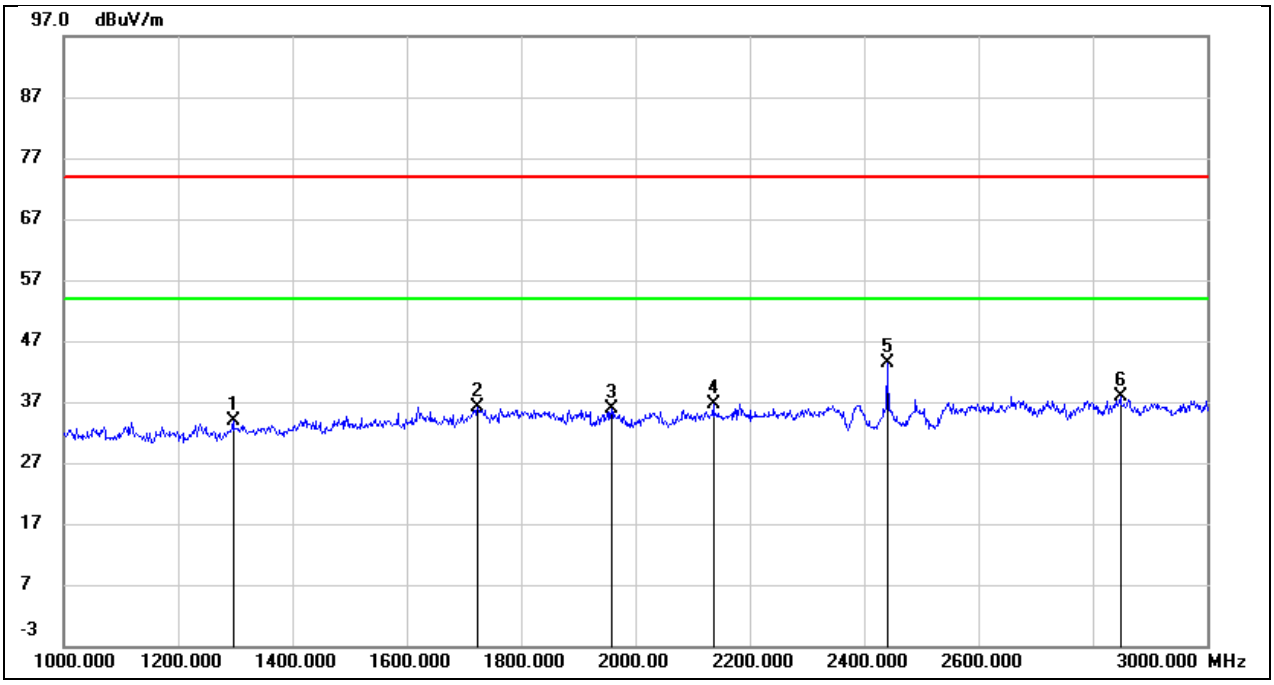


| No. | Frequency (MHz) | Reading (dBuV) | Correct (dB/m) | Result (dBuV/m) | Limit (dBuV/m) | Margin (dB) | Remark |
|---|---|---|---|---|---|---|---|
| 1 | 1296.000 | 46.71 | -12.94 | 33.77 | 74.00 | -40.23 | peak |
| 2 | 1724.000 | 46.85 | -10.60 | 36.25 | 74.00 | -37.75 | peak |
| 3 | 1958.000 | 46.20 | -10.26 | 35.94 | 74.00 | -38.06 | peak |
| 4 | 2136.000 | 46.36 | -9.73 | 36.63 | 74.00 | -37.37 | peak |
| 5 | 2440.000 | 51.76 | -8.46 | 43.30 | / | / | fundamental |
| 6 | 2848.000 | 44.72 | -6.84 | 37.88 | 74.00 | -36.12 | peak |


*This report shall not be reproduced except in full, without the written approval of UL Verification Services (Guangzhou) Co., Ltd, Song Shan Lake Branch.*

| Test Mode: | BLE 1M | Frequency(MHz): | 2440 |
|---|---|---|---|
| Polarity: | Vertical | Test Voltage: | DC 12V |

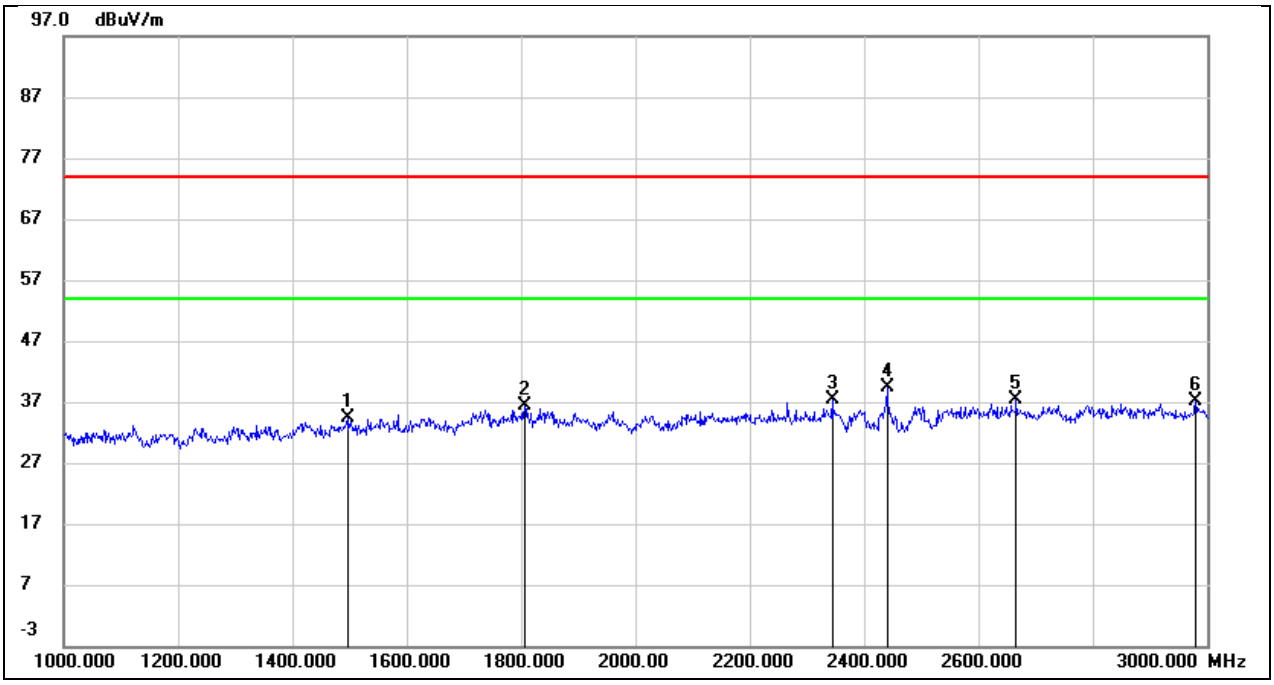


| No. | Frequency (MHz) | Reading (dBuV) | Correct (dB/m) | Result (dBuV/m) | Limit (dBuV/m) | Margin (dB) | Remark |
|---|---|---|---|---|---|---|---|
| 1 | 1496.000 | 46.27 | -11.90 | 34.37 | 74.00 | -39.63 | peak |
| 2 | 1806.000 | 46.57 | -10.09 | 36.48 | 74.00 | -37.52 | peak |
| 3 | 2344.000 | 46.13 | -8.85 | 37.28 | 74.00 | -36.72 | peak |
| 4 | 2440.000 | 47.88 | -8.46 | 39.42 | / | / | fundamental |
| 5 | 2666.000 | 45.02 | -7.54 | 37.48 | 74.00 | -36.52 | peak |
| 6 | 2980.000 | 43.36 | -6.29 | 37.07 | 74.00 | -36.93 | peak |


*This report shall not be reproduced except in full, without the written approval of UL Verification Services (Guangzhou) Co., Ltd, Song Shan Lake Branch.*

| Test Mode: | BLE 1M | Frequency(MHz): | 2480 |
|---|---|---|---|
| Polarity: | Horizontal | Test Voltage: | DC 12V |

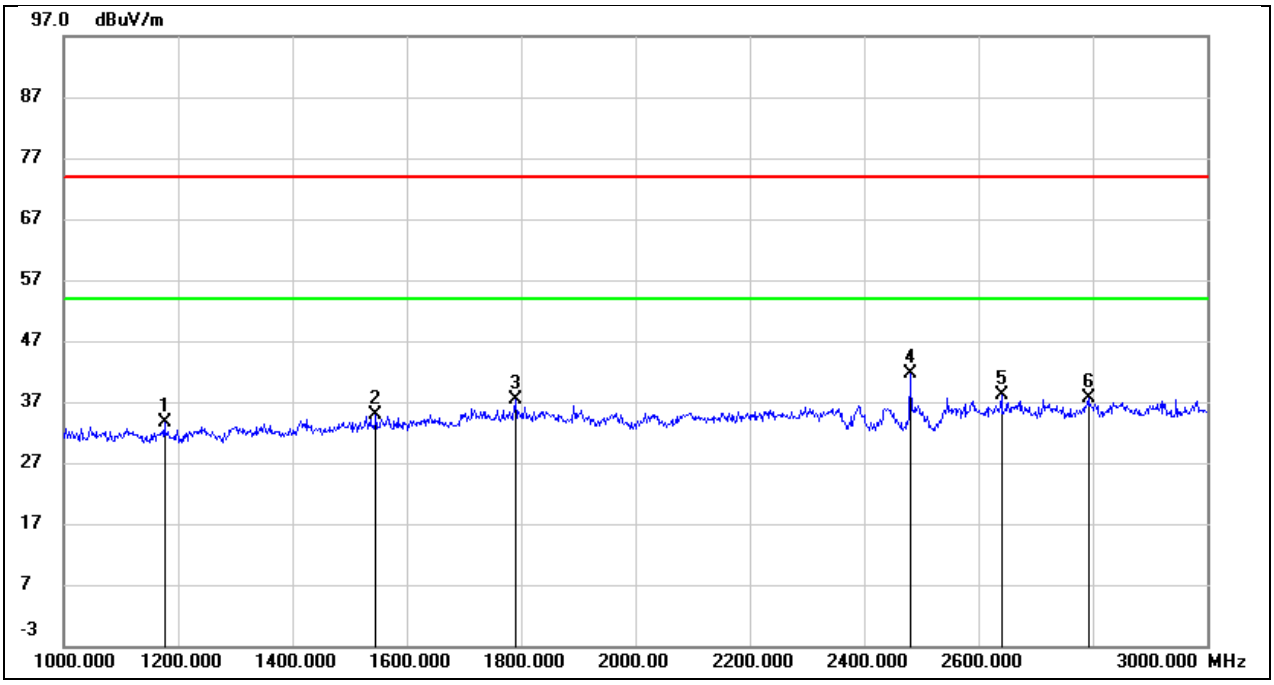


| No. | Frequency (MHz) | Reading (dBuV) | Correct (dB/m) | Result (dBuV/m) | Limit (dBuV/m) | Margin (dB) | Remark |
|---|---|---|---|---|---|---|---|
| 1 | 1176.000 | 47.09 | -13.52 | 33.57 | 74.00 | -40.43 | peak |
| 2 | 1546.000 | 46.63 | -11.67 | 34.96 | 74.00 | -39.04 | peak |
| 3 | 1790.000 | 47.43 | -10.15 | 37.28 | 74.00 | -36.72 | peak |
| 4 | 2480.000 | 49.93 | -8.29 | 41.64 | / | / | fundamental |
| 5 | 2640.000 | 45.78 | -7.65 | 38.13 | 74.00 | -35.87 | peak |
| 6 | 2792.000 | 44.62 | -7.07 | 37.55 | 74.00 | -36.45 | peak |


*This report shall not be reproduced except in full, without the written approval of UL Verification Services (Guangzhou) Co., Ltd, Song Shan Lake Branch.*

| Test Mode: | BLE 1M | Frequency(MHz): | 2480 |
|---|---|---|---|
| Polarity: | Vertical | Test Voltage: | DC 12V |

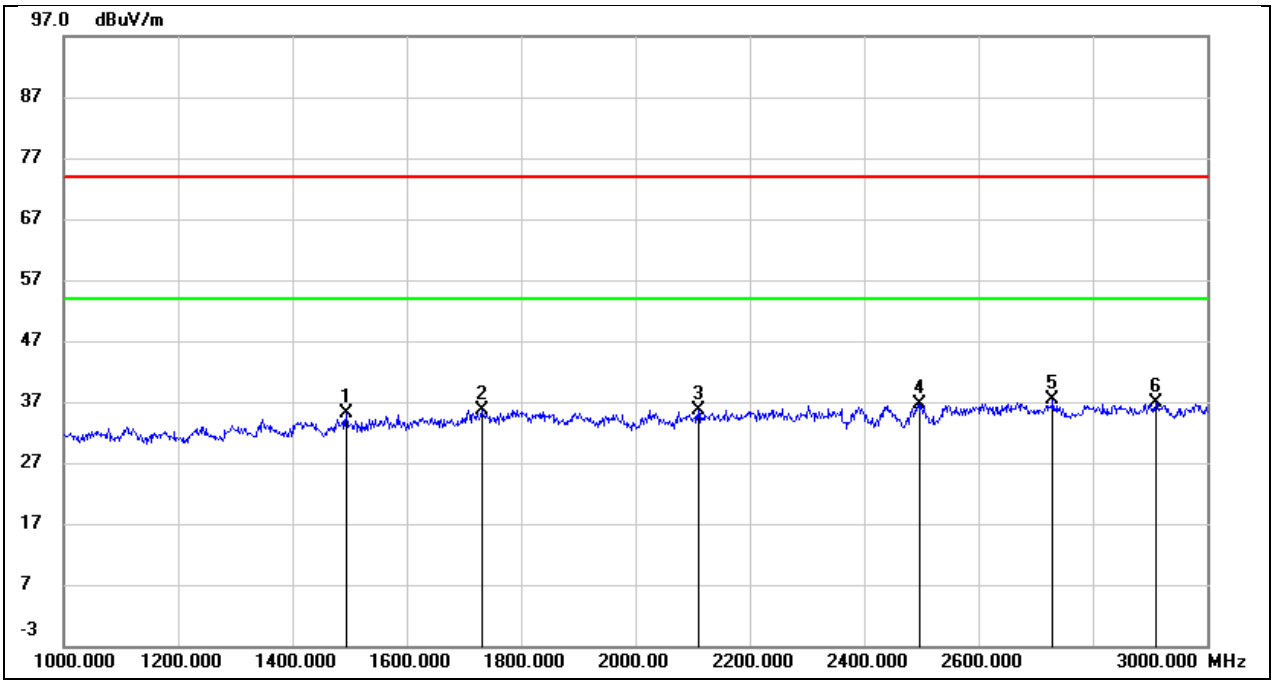


| No. | Frequency (MHz) | Reading (dBuV) | Correct (dB/m) | Result (dBuV/m) | Limit (dBuV/m) | Margin (dB) | Remark |
|---|---|---|---|---|---|---|---|
| 1 | 1494.000 | 47.00 | -11.92 | 35.08 | 74.00 | -38.92 | peak |
| 2 | 1732.000 | 46.22 | -10.53 | 35.69 | 74.00 | -38.31 | peak |
| 3 | 2110.000 | 45.42 | -9.84 | 35.58 | 74.00 | -38.42 | peak |
| 4 | 2498.000 | 44.78 | -8.21 | 36.57 | 74.00 | -37.43 | peak |
| 5 | 2730.000 | 44.57 | -7.30 | 37.27 | 74.00 | -36.73 | peak |
| 6 | 2910.000 | 43.45 | -6.58 | 36.87 | 74.00 | -37.13 | peak |


*This report shall not be reproduced except in full, without the written approval of UL Verification Services (Guangzhou) Co., Ltd, Song Shan Lake Branch.*

## 8.3. SPURIOUS EMISSIONS(3 GHZ~18 GHZ)

| Test Mode: | BLE 1M | Frequency(MHz): | 2402 |
|---|---|---|---|
| Polarity: | Horizontal | Test Voltage: | DC 12V |

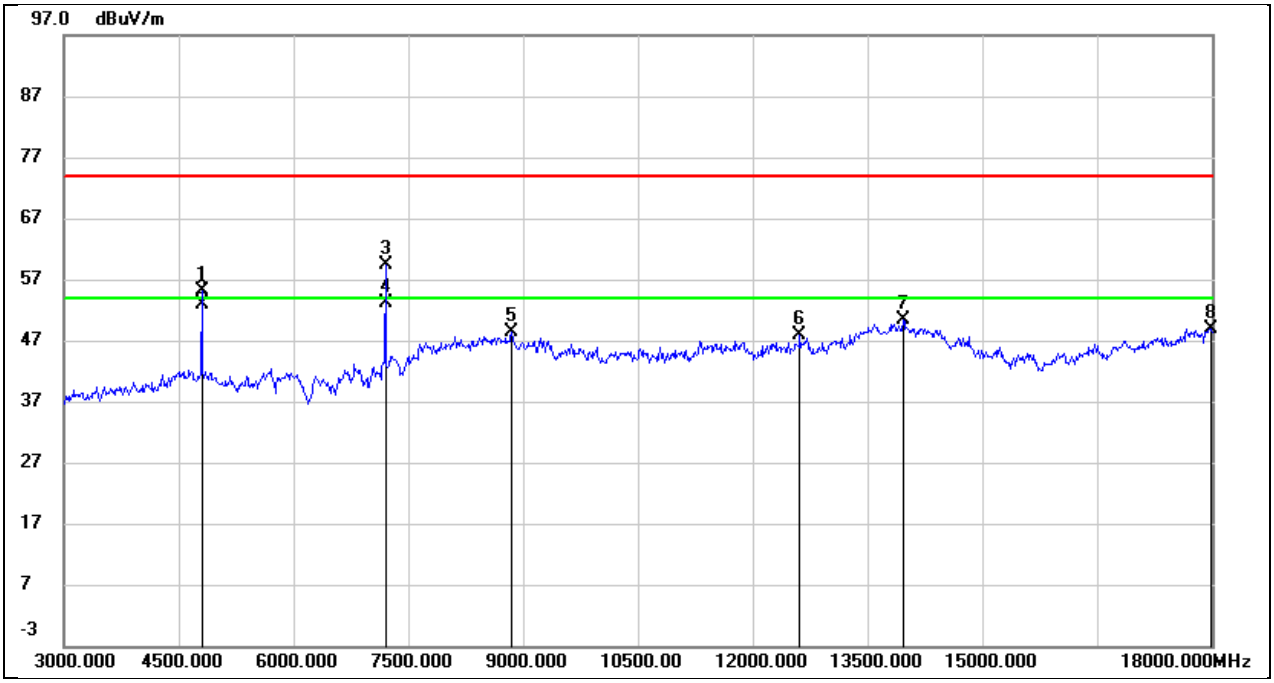


| No. | Frequency (MHz) | Reading (dBuV) | Correct (dB/m) | Result (dBuV/m) | Limit (dBuV/m) | Margin (dB) | Remark |
|---|---|---|---|---|---|---|---|
| 1 | 4800.000 | 54.66 | 0.57 | 55.23 | 74.00 | -18.77 | peak |
| 2 | 4800.000 | 52.20 | 0.57 | 52.77 | 54.00 | -1.23 | AVG |
| 3 | 7200.000 | 52.61 | 6.83 | 59.44 | 74.00 | -14.56 | peak |
| 4 | 7200.000 | 46.27 | 6.83 | 53.10 | 54.00 | -0.90 | AVG |
| 5 | 8850.000 | 38.61 | 9.65 | 48.26 | 74.00 | -25.74 | peak |
| 6 | 12615.000 | 28.22 | 19.72 | 47.94 | 74.00 | -26.06 | peak |
| 7 | 13965.000 | 26.32 | 23.95 | 50.27 | 74.00 | -23.73 | peak |
| 8 | 17985.000 | 20.57 | 28.41 | 48.98 | 74.00 | -25.02 | peak |


*This report shall not be reproduced except in full, without the written approval of UL Verification Services (Guangzhou) Co., Ltd, Song Shan Lake Branch.*

| Test Mode: | BLE 1M | Frequency(MHz): | 2402 |
|---|---|---|---|
| Polarity: | Vertical | Test Voltage: | DC 12V |

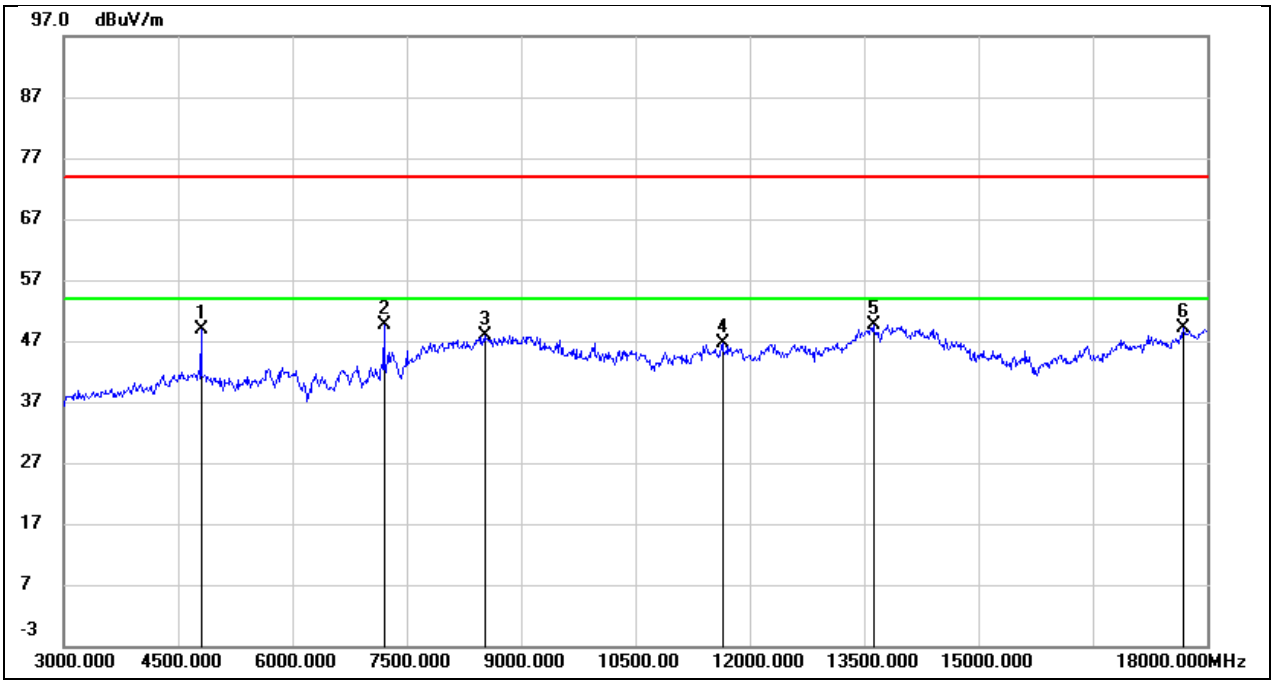


| No. | Frequency (MHz) | Reading (dBuV) | Correct (dB/m) | Result (dBuV/m) | Limit (dBuV/m) | Margin (dB) | Remark |
|---|---|---|---|---|---|---|---|
| 1 | 4800.000 | 48.28 | 0.57 | 48.85 | 74.00 | -25.15 | peak |
| 2 | 7200.000 | 42.69 | 6.83 | 49.52 | 74.00 | -24.48 | peak |
| 3 | 8520.000 | 38.72 | 9.07 | 47.79 | 74.00 | -26.21 | peak |
| 4 | 11640.000 | 28.49 | 18.04 | 46.53 | 74.00 | -27.47 | peak |
| 5 | 13620.000 | 26.49 | 23.03 | 49.52 | 74.00 | -24.48 | peak |
| 6 | 17685.000 | 23.00 | 26.11 | 49.11 | 74.00 | -24.89 | peak |


*This report shall not be reproduced except in full, without the written approval of UL Verification Services (Guangzhou) Co., Ltd, Song Shan Lake Branch.*

| Test Mode: | BLE 1M | Frequency(MHz): | 2440 |
|---|---|---|---|
| Polarity: | Horizontal | Test Voltage: | DC 12V |

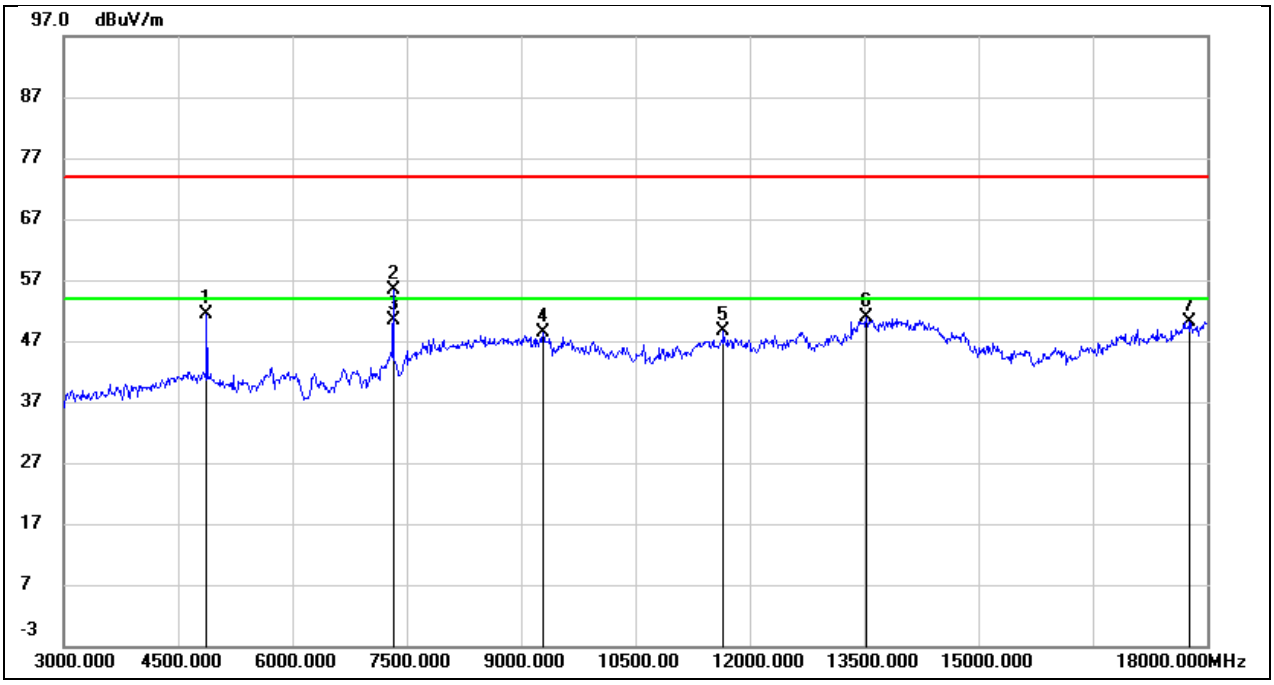


| No. | Frequency (MHz) | Reading (dBuV) | Correct (dB/m) | Result (dBuV/m) | Limit (dBuV/m) | Margin (dB) | Remark |
|---|---|---|---|---|---|---|---|
| 1 | 4875.000 | 50.69 | 0.75 | 51.44 | 74.00 | -22.56 | peak |
| 2 | 7320.000 | 48.57 | 6.89 | 55.46 | 74.00 | -18.54 | peak |
| 3 | 7320.000 | 43.60 | 6.89 | 50.49 | 54.00 | -3.51 | AVG |
| 4 | 9285.000 | 37.12 | 11.29 | 48.41 | 74.00 | -25.59 | peak |
| 5 | 11655.000 | 30.58 | 18.08 | 48.66 | 74.00 | -25.34 | peak |
| 6 | 13530.000 | 27.94 | 22.88 | 50.82 | 74.00 | -23.18 | peak |
| 7 | 17775.000 | 23.45 | 26.63 | 50.08 | 74.00 | -23.92 | peak |


*This report shall not be reproduced except in full, without the written approval of UL Verification Services (Guangzhou) Co., Ltd, Song Shan Lake Branch.*

| Test Mode: | BLE 1M | Frequency(MHz): | 2440 |
|---|---|---|---|
| Polarity: | Vertical | Test Voltage: | DC 12V |

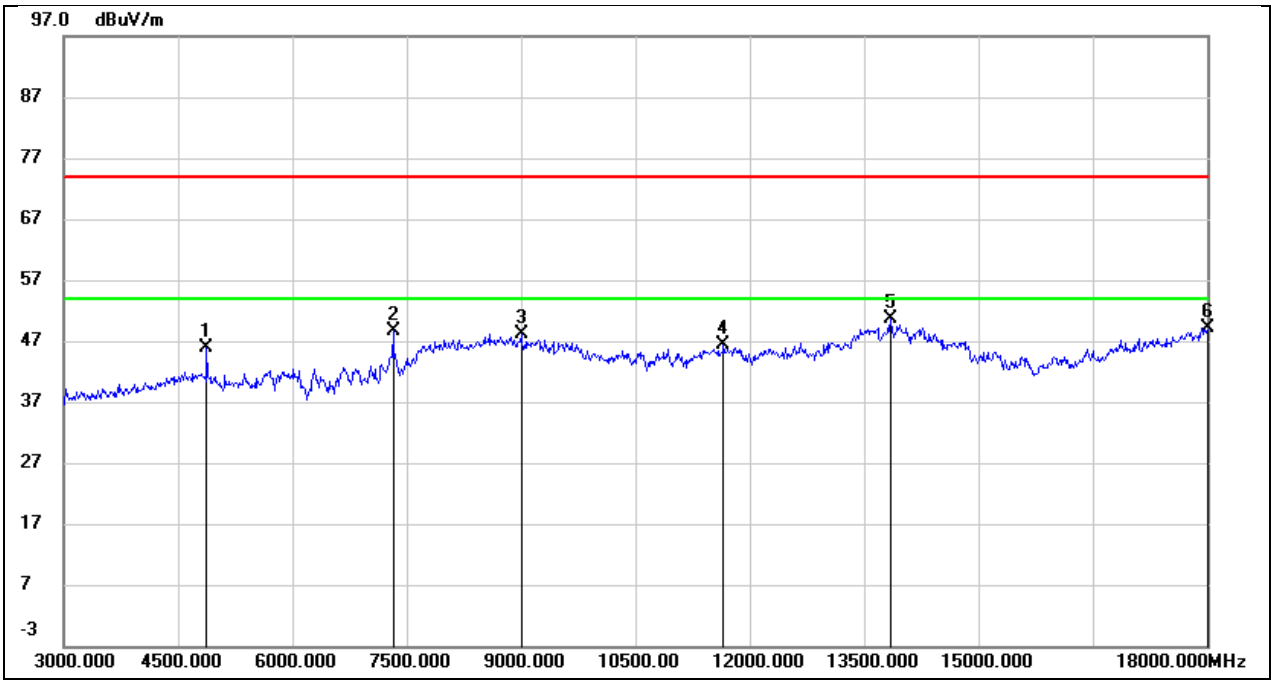


| No. | Frequency (MHz) | Reading (dBuV) | Correct (dB/m) | Result (dBuV/m) | Limit (dBuV/m) | Margin (dB) | Remark |
|---|---|---|---|---|---|---|---|
| 1 | 4875.000 | 45.07 | 0.75 | 45.82 | 74.00 | -28.18 | peak |
| 2 | 7320.000 | 41.62 | 6.89 | 48.51 | 74.00 | -25.49 | peak |
| 3 | 9000.000 | 38.07 | 10.07 | 48.14 | 74.00 | -25.86 | peak |
| 4 | 11655.000 | 28.36 | 18.08 | 46.44 | 74.00 | -27.56 | peak |
| 5 | 13845.000 | 27.10 | 23.45 | 50.55 | 74.00 | -23.45 | peak |
| 6 | 18000.000 | 20.49 | 28.54 | 49.03 | 74.00 | -24.97 | peak |


*This report shall not be reproduced except in full, without the written approval of UL Verification Services (Guangzhou) Co., Ltd, Song Shan Lake Branch.*

| Test Mode: | BLE 1M | Frequency(MHz): | 2480 |
|---|---|---|---|
| Polarity: | Horizontal | Test Voltage: | DC 12V |

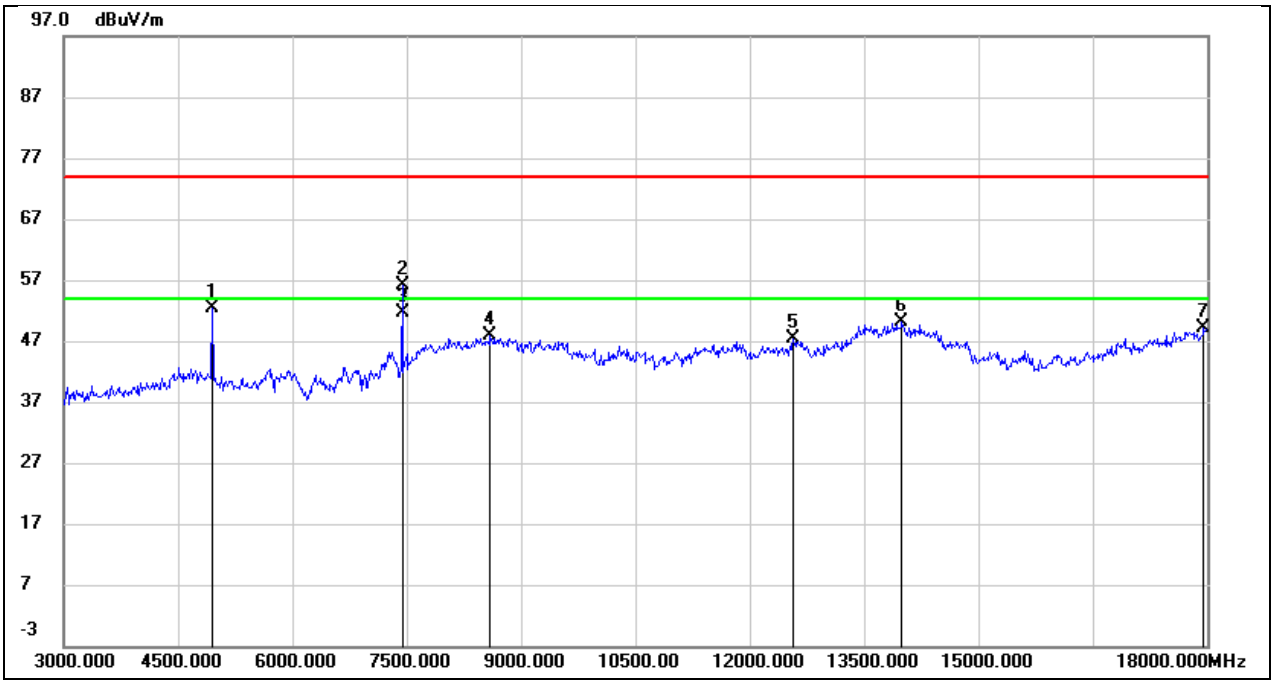


| No. | Frequency (MHz) | Reading (dBuV) | Correct (dB/m) | Result (dBuV/m) | Limit (dBuV/m) | Margin (dB) | Remark |
|---|---|---|---|---|---|---|---|
| 1 | 4950.000 | 51.38 | 0.93 | 52.31 | 74.00 | -21.69 | peak |
| 2 | 7440.000 | 49.07 | 7.00 | 56.07 | 74.00 | -17.93 | peak |
| 3 | 7440.000 | 44.55 | 7.00 | 51.55 | 54.00 | -2.45 | AVG |
| 4 | 8595.000 | 38.64 | 9.27 | 47.91 | 74.00 | -26.09 | peak |
| 5 | 12570.000 | 27.68 | 19.68 | 47.36 | 74.00 | -26.64 | peak |
| 6 | 13995.000 | 26.09 | 24.08 | 50.17 | 74.00 | -23.83 | peak |
| 7 | 17955.000 | 21.06 | 28.14 | 49.20 | 74.00 | -24.80 | peak |


*This report shall not be reproduced except in full, without the written approval of UL Verification Services (Guangzhou) Co., Ltd, Song Shan Lake Branch.*

| Test Mode: | BLE 1M | Frequency(MHz): | 2480 |
|---|---|---|---|
| Polarity: | Vertical | Test Voltage: | DC 12V |

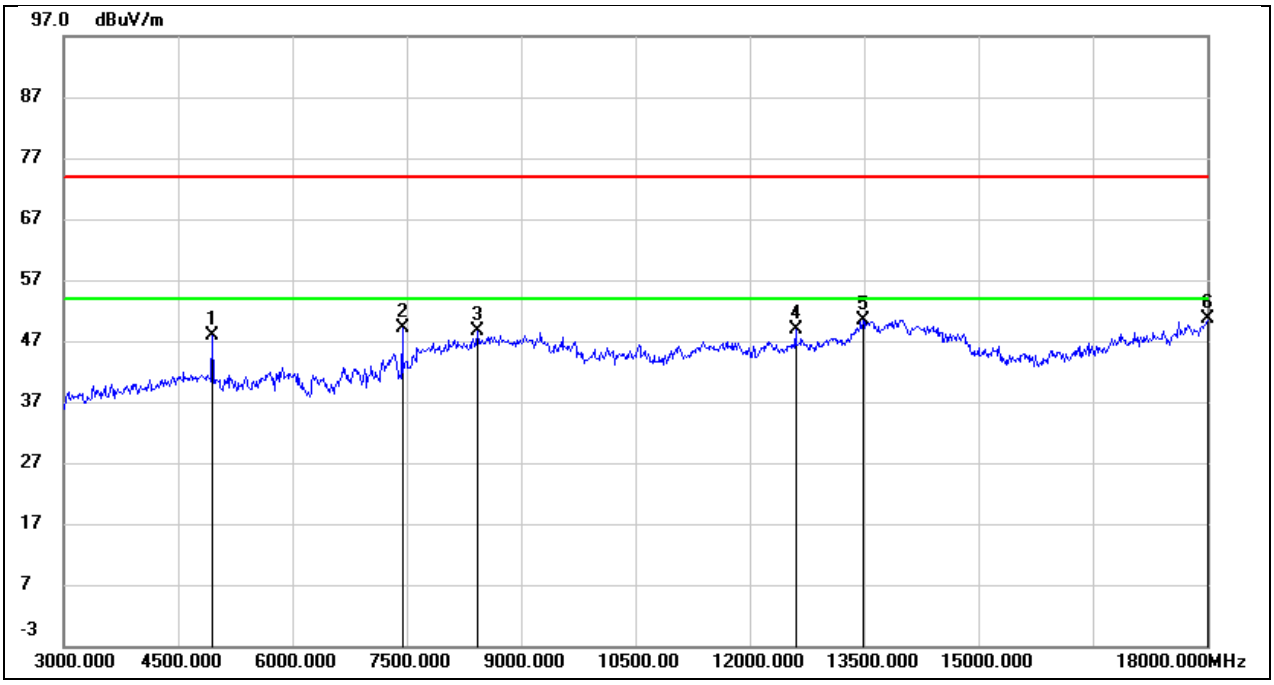


| No. | Frequency (MHz) | Reading (dBuV) | Correct (dB/m) | Result (dBuV/m) | Limit (dBuV/m) | Margin (dB) | Remark |
|---|---|---|---|---|---|---|---|
| 1 | 4950.000 | 46.89 | 0.93 | 47.82 | 74.00 | -26.18 | peak |
| 2 | 7440.000 | 42.19 | 7.00 | 49.19 | 74.00 | -24.81 | peak |
| 3 | 8430.000 | 39.59 | 8.94 | 48.53 | 74.00 | -25.47 | peak |
| 4 | 12600.000 | 29.11 | 19.69 | 48.80 | 74.00 | -25.20 | peak |
| 5 | 13485.000 | 27.64 | 22.79 | 50.43 | 74.00 | -23.57 | peak |
| 6 | 18000.000 | 22.16 | 28.54 | 50.70 | 74.00 | -23.30 | peak |


*This report shall not be reproduced except in full, without the written approval of UL Verification Services (Guangzhou) Co., Ltd, Song Shan Lake Branch.*

| Test Mode: | BLE 2M | Frequency(MHz): | 2402 |
|---|---|---|---|
| Polarity: | Horizontal | Test Voltage: | DC 12V |

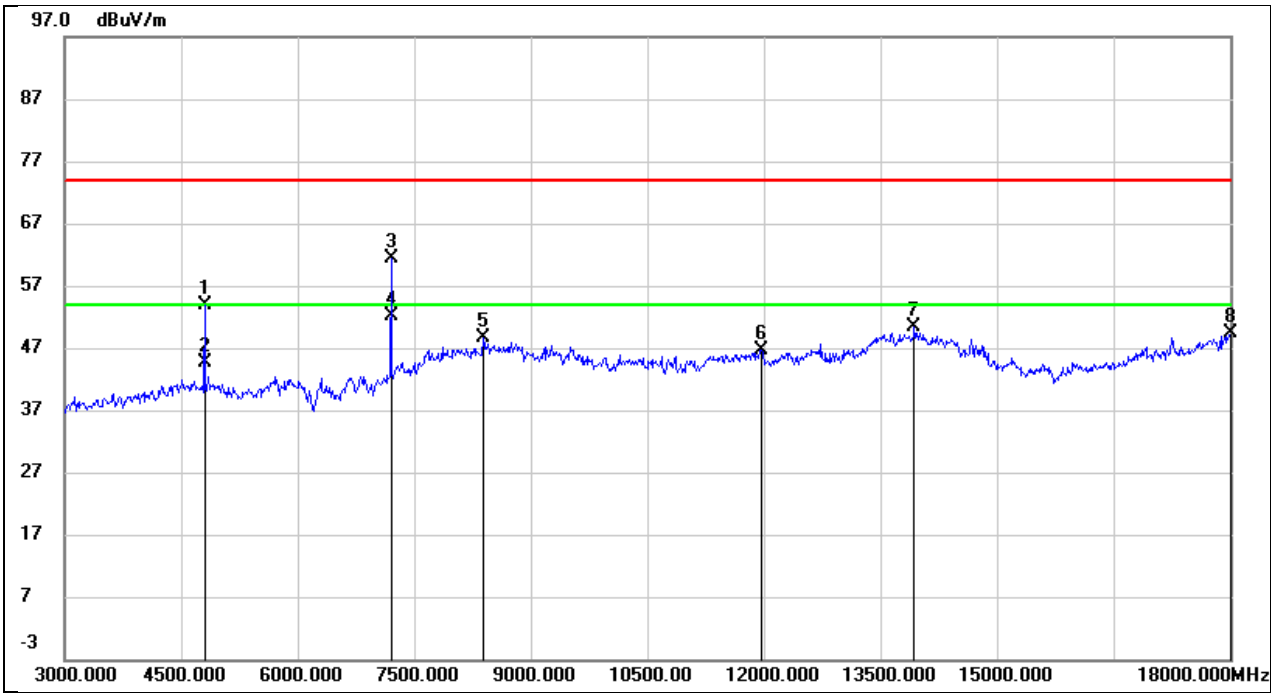


| No. | Frequency (MHz) | Reading (dBuV) | Correct (dB/m) | Result (dBuV/m) | Limit (dBuV/m) | Margin (dB) | Remark |
|---|---|---|---|---|---|---|---|
| 1 | 4800.000 | 53.40 | 0.57 | 53.97 | 74.00 | -20.03 | peak |
| 2 | 4800.000 | 43.94 | 0.57 | 44.51 | 54.00 | -9.49 | AVG |
| 3 | 7200.000 | 54.63 | 6.83 | 61.46 | 74.00 | -12.54 | peak |
| 4 | 7200.000 | 45.30 | 6.83 | 52.13 | 54.00 | -1.87 | AVG |
| 5 | 8385.000 | 39.66 | 8.88 | 48.54 | 74.00 | -25.46 | peak |
| 6 | 11970.000 | 27.98 | 18.76 | 46.74 | 74.00 | -27.26 | peak |
| 7 | 13935.000 | 26.56 | 23.83 | 50.39 | 74.00 | -23.61 | peak |
| 8 | 18000.000 | 20.82 | 28.54 | 49.36 | 74.00 | -24.64 | peak |


*This report shall not be reproduced except in full, without the written approval of UL Verification Services (Guangzhou) Co., Ltd, Song Shan Lake Branch.*

| Test Mode: | BLE 2M | Frequency(MHz): | 2402 |
|---|---|---|---|
| Polarity: | Vertical | Test Voltage: | DC 12V |

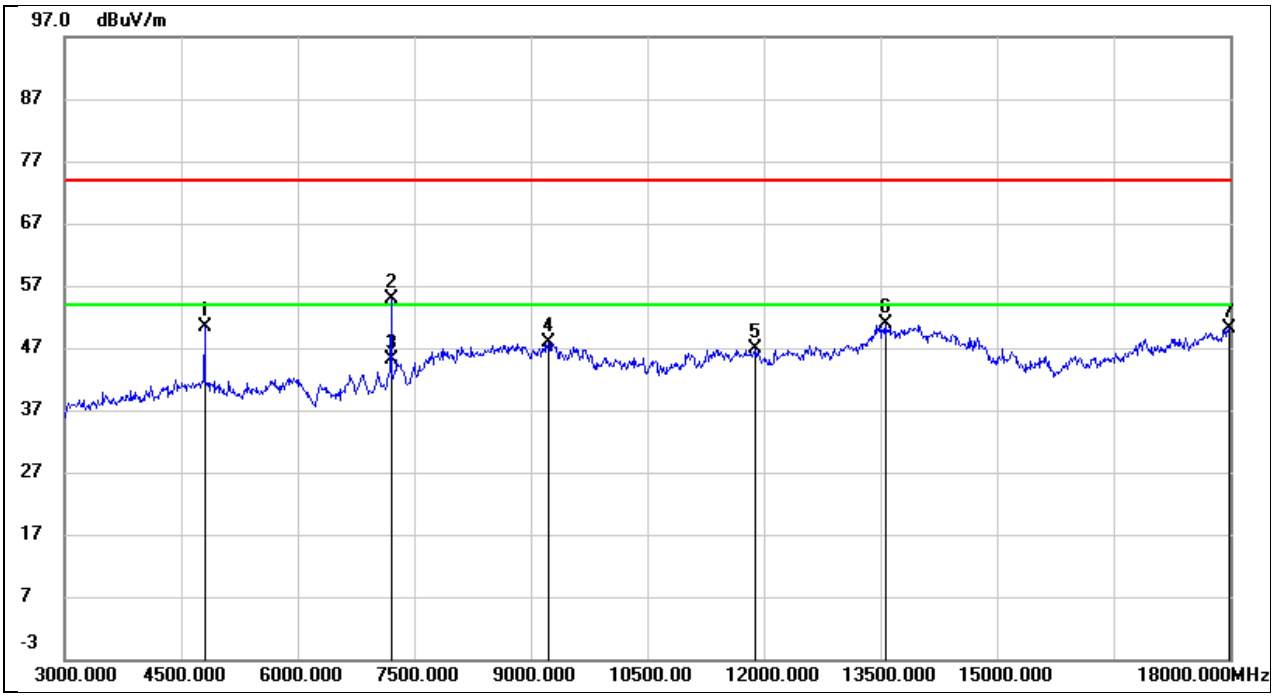


| No. | Frequency (MHz) | Reading (dBuV) | Correct (dB/m) | Result (dBuV/m) | Limit (dBuV/m) | Margin (dB) | Remark |
|---|---|---|---|---|---|---|---|
| 1 | 4800.000 | 49.84 | 0.57 | 50.41 | 74.00 | -23.59 | peak |
| 2 | 7200.000 | 48.15 | 6.83 | 54.98 | 74.00 | -19.02 | peak |
| 3 | 7200.000 | 38.27 | 6.83 | 45.10 | 54.00 | -8.90 | AVG |
| 4 | 9225.000 | 36.93 | 11.04 | 47.97 | 74.00 | -26.03 | peak |
| 5 | 11895.000 | 28.26 | 18.62 | 46.88 | 74.00 | -27.12 | peak |
| 6 | 13560.000 | 27.85 | 22.94 | 50.79 | 74.00 | -23.21 | peak |
| 7 | 17985.000 | 21.80 | 28.41 | 50.21 | 74.00 | -23.79 | peak |


*This report shall not be reproduced except in full, without the written approval of UL Verification Services (Guangzhou) Co., Ltd, Song Shan Lake Branch.*

| Test Mode: | BLE 2M | Frequency(MHz): | 2440 |
|---|---|---|---|
| Polarity: | Horizontal | Test Voltage: | DC 12V |

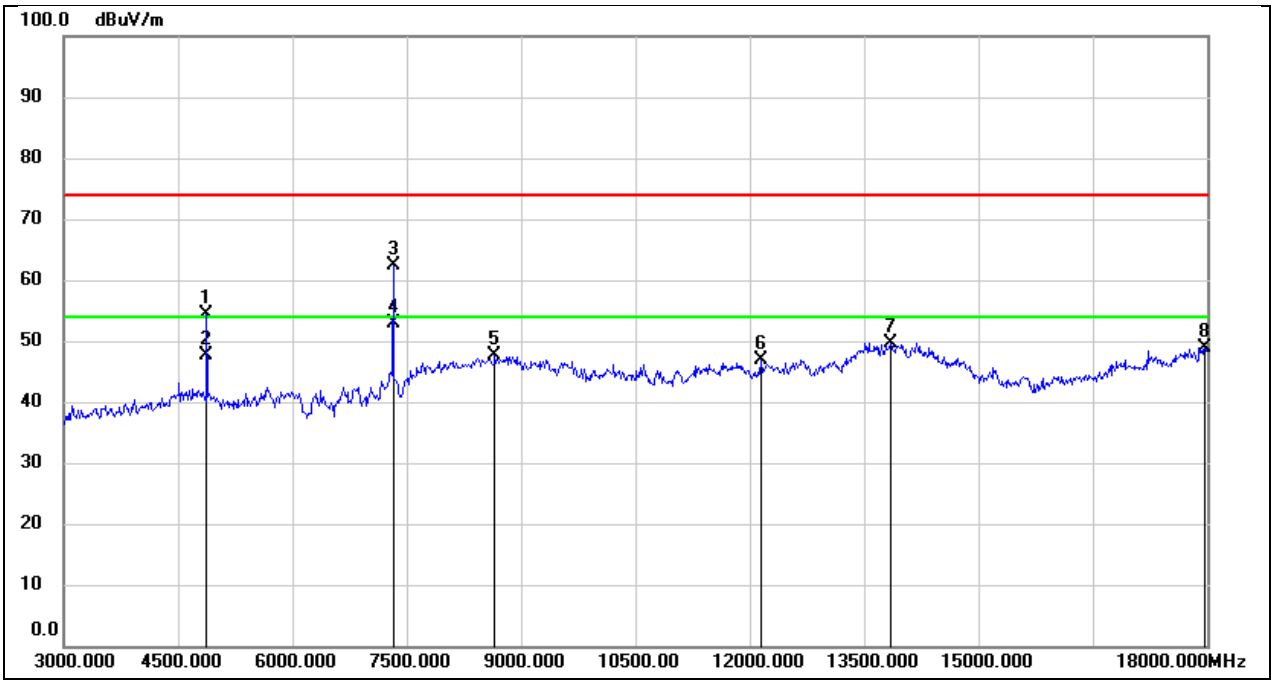


| No. | Frequency (MHz) | Reading (dBuV) | Correct (dB/m) | Result (dBuV/m) | Limit (dBuV/m) | Margin (dB) | Remark |
|---|---|---|---|---|---|---|---|
| 1 | 4875.000 | 53.56 | 0.75 | 54.31 | 74.00 | -19.69 | peak |
| 2 | 4875.000 | 46.83 | 0.75 | 47.58 | 54.00 | -6.42 | AVG |
| 3 | 7320.000 | 55.49 | 6.89 | 62.38 | 74.00 | -11.62 | peak |
| 4 | 7320.000 | 46.03 | 6.89 | 52.92 | 54.00 | -1.08 | AVG |
| 5 | 8655.000 | 38.22 | 9.34 | 47.56 | 74.00 | -26.44 | peak |
| 6 | 12150.000 | 27.81 | 19.04 | 46.85 | 74.00 | -27.15 | peak |
| 7 | 13845.000 | 26.18 | 23.45 | 49.63 | 74.00 | -24.37 | peak |
| 8 | 17970.000 | 20.71 | 28.27 | 48.98 | 74.00 | -25.02 | peak |


*This report shall not be reproduced except in full, without the written approval of UL Verification Services (Guangzhou) Co., Ltd, Song Shan Lake Branch.*

| Test Mode: | BLE 2M | Frequency(MHz): | 2440 |
|---|---|---|---|
| Polarity: | Vertical | Test Voltage: | DC 12V |

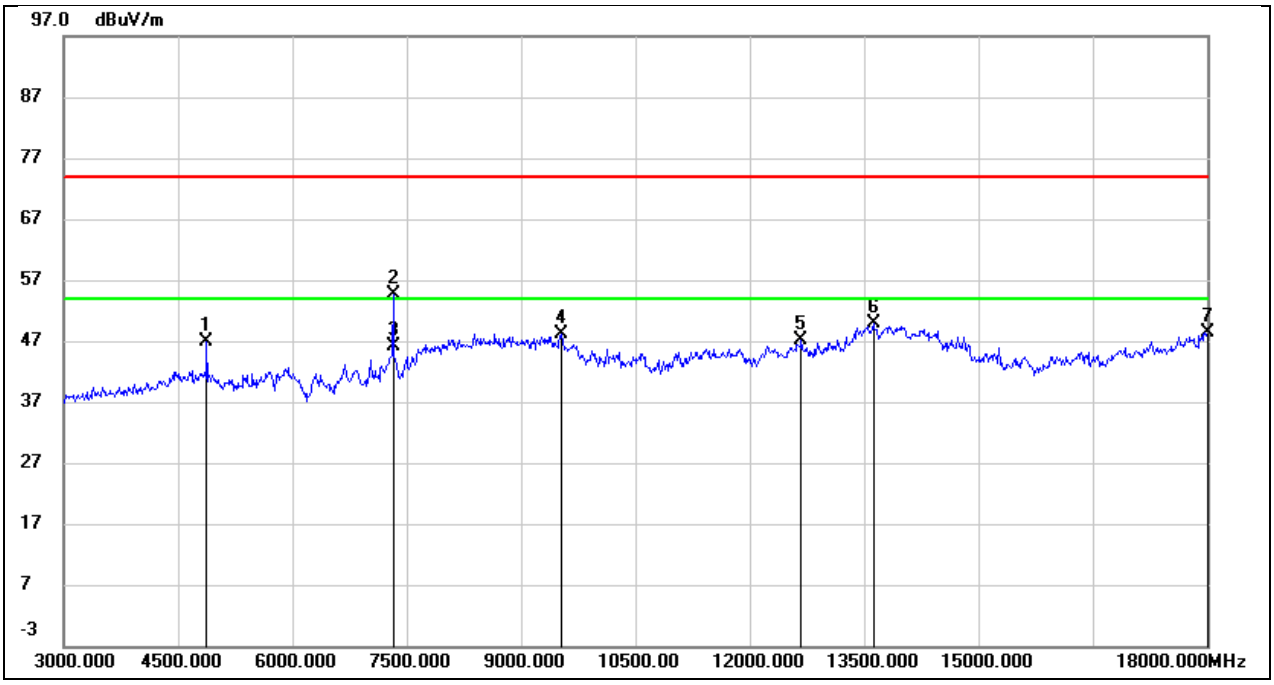


| No. | Frequency (MHz) | Reading (dBuV) | Correct (dB/m) | Result (dBuV/m) | Limit (dBuV/m) | Margin (dB) | Remark |
|---|---|---|---|---|---|---|---|
| 1 | 4875.000 | 46.21 | 0.75 | 46.96 | 74.00 | -27.04 | peak |
| 2 | 7320.000 | 47.73 | 6.89 | 54.62 | 74.00 | -19.38 | peak |
| 3 | 7320.000 | 39.19 | 6.89 | 46.08 | 54.00 | -7.92 | AVG |
| 4 | 9525.000 | 35.71 | 12.32 | 48.03 | 74.00 | -25.97 | peak |
| 5 | 12675.000 | 27.21 | 19.83 | 47.04 | 74.00 | -26.96 | peak |
| 6 | 13620.000 | 26.87 | 23.03 | 49.90 | 74.00 | -24.10 | peak |
| 7 | 18000.000 | 19.95 | 28.54 | 48.49 | 74.00 | -25.51 | peak |


*This report shall not be reproduced except in full, without the written approval of UL Verification Services (Guangzhou) Co., Ltd, Song Shan Lake Branch.*

| Test Mode: | BLE 2M | Frequency(MHz): | 2480 |
|---|---|---|---|
| Polarity: | Horizontal | Test Voltage: | DC 12V |

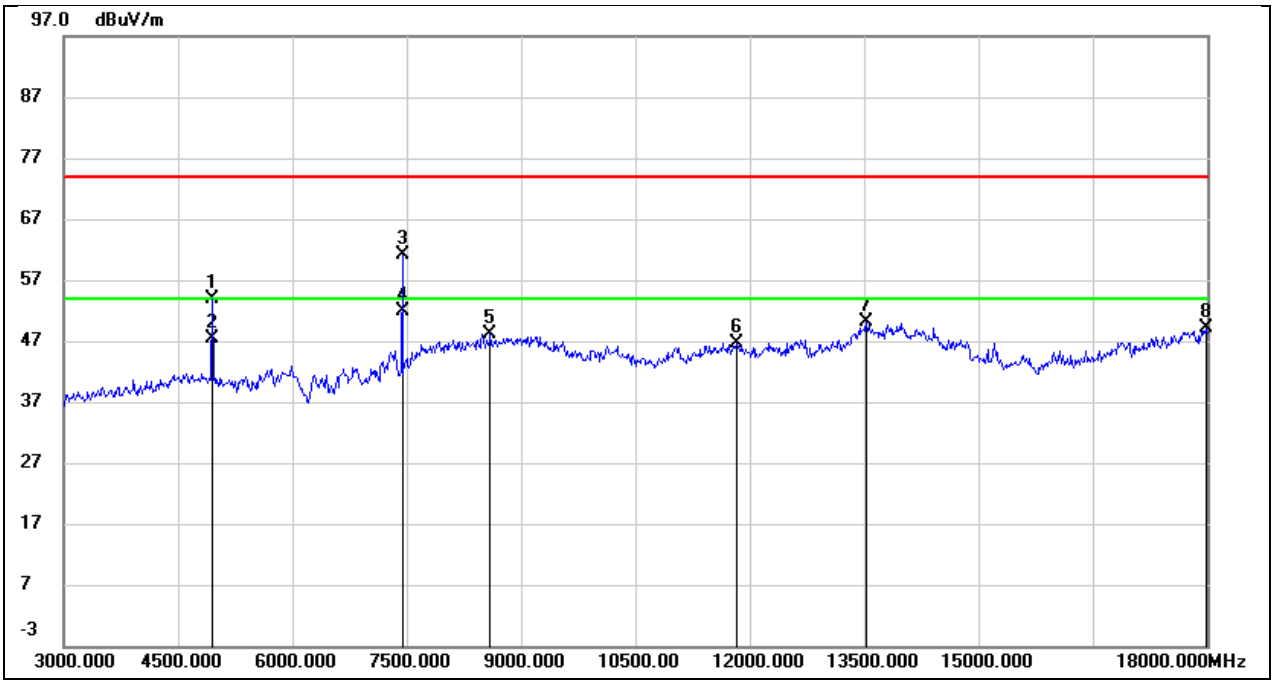


| No. | Frequency (MHz) | Reading (dBuV) | Correct (dB/m) | Result (dBuV/m) | Limit (dBuV/m) | Margin (dB) | Remark |
|---|---|---|---|---|---|---|---|
| 1 | 4950.000 | 52.98 | 0.93 | 53.91 | 74.00 | -20.09 | peak |
| 2 | 4950.000 | 46.39 | 0.93 | 47.32 | 54.00 | -6.68 | AVG |
| 3 | 7440.000 | 54.16 | 7.00 | 61.16 | 74.00 | -12.84 | peak |
| 4 | 7440.000 | 44.85 | 7.00 | 51.85 | 54.00 | -2.15 | AVG |
| 5 | 8595.000 | 38.95 | 9.27 | 48.22 | 74.00 | -25.78 | peak |
| 6 | 11835.000 | 28.22 | 18.51 | 46.73 | 74.00 | -27.27 | peak |
| 7 | 13530.000 | 27.19 | 22.88 | 50.07 | 74.00 | -23.93 | peak |
| 8 | 17985.000 | 20.63 | 28.41 | 49.04 | 74.00 | -24.96 | peak |


*This report shall not be reproduced except in full, without the written approval of UL Verification Services (Guangzhou) Co., Ltd, Song Shan Lake Branch.*

| Test Mode: | BLE 2M | Frequency(MHz): | 2480 |
|---|---|---|---|
| Polarity: | Vertical | Test Voltage: | DC 12V |

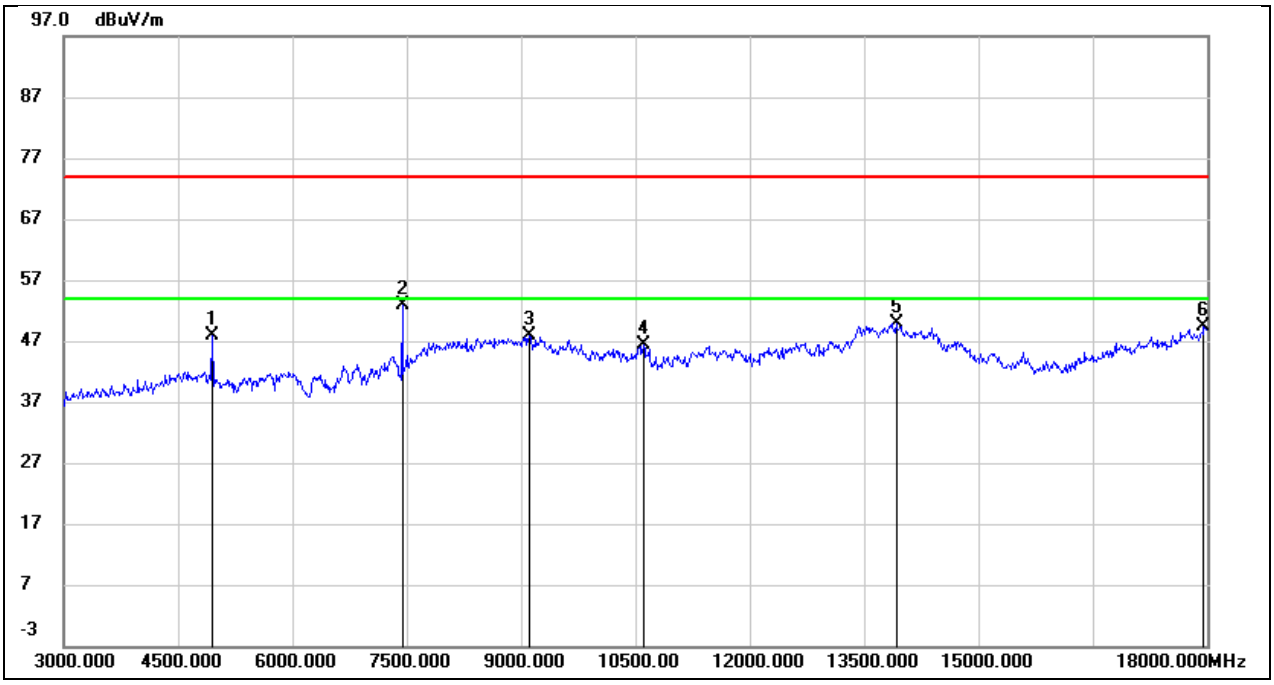


| No. | Frequency (MHz) | Reading (dBuV) | Correct (dB/m) | Result (dBuV/m) | Limit (dBuV/m) | Margin (dB) | Remark |
|---|---|---|---|---|---|---|---|
| 1 | 4950.000 | 46.91 | 0.93 | 47.84 | 74.00 | -26.16 | peak |
| 2 | 7440.000 | 45.97 | 7.00 | 52.97 | 74.00 | -21.03 | peak |
| 3 | 9105.000 | 37.27 | 10.54 | 47.81 | 74.00 | -26.19 | peak |
| 4 | 10605.000 | 31.88 | 14.56 | 46.44 | 74.00 | -27.56 | peak |
| 5 | 13920.000 | 26.18 | 23.77 | 49.95 | 74.00 | -24.05 | peak |
| 6 | 17955.000 | 21.20 | 28.14 | 49.34 | 74.00 | -24.66 | peak |


*This report shall not be reproduced except in full, without the written approval of UL Verification Services (Guangzhou) Co., Ltd, Song Shan Lake Branch.*

## 8.4. SPURIOUS EMISSIONS(9 KHZ~30 MHZ)

| Test Mode: | BLE 1M | Frequency(MHz): | 2402 |
|---|---|---|---|
| Polarity: | Horizontal | Test Voltage: | DC 12V |

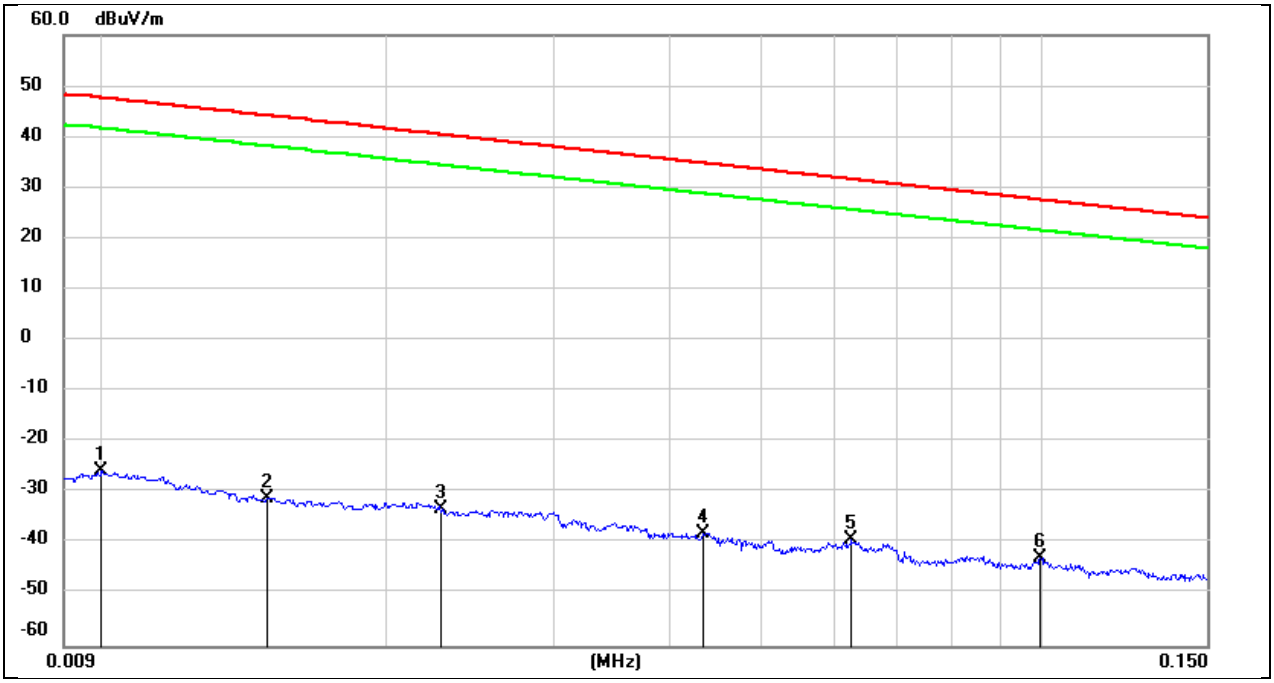


| No. | Frequency (MHz) | Reading (dBuV) | Correct (dB/m) | Result (dBuV/m) | Limit (dBuV/m) | Margin (dB) | Remark |
|---|---|---|---|---|---|---|---|
| 1 | 0.0100 | 75.72 | -101.40 | -25.68 | 47.60 | -73.28 | peak |
| 2 | 0.0149 | 70.37 | -101.37 | -31.00 | 44.14 | -75.14 | peak |
| 3 | 0.0228 | 68.08 | -101.36 | -33.28 | 40.44 | -73.72 | peak |
| 4 | 0.0434 | 63.54 | -101.45 | -37.91 | 34.85 | -72.76 | peak |
| 5 | 0.0626 | 62.31 | -101.53 | -39.22 | 31.67 | -70.89 | peak |
| 6 | 0.0995 | 59.06 | -101.80 | -42.74 | 27.64 | -70.38 | peak |


*This report shall not be reproduced except in full, without the written approval of UL Verification Services (Guangzhou) Co., Ltd, Song Shan Lake Branch.*

| Test Mode: | BLE 1M | Frequency(MHz): | 2402 |
|---|---|---|---|
| Polarity: | Horizontal | Test Voltage: | DC 12V |

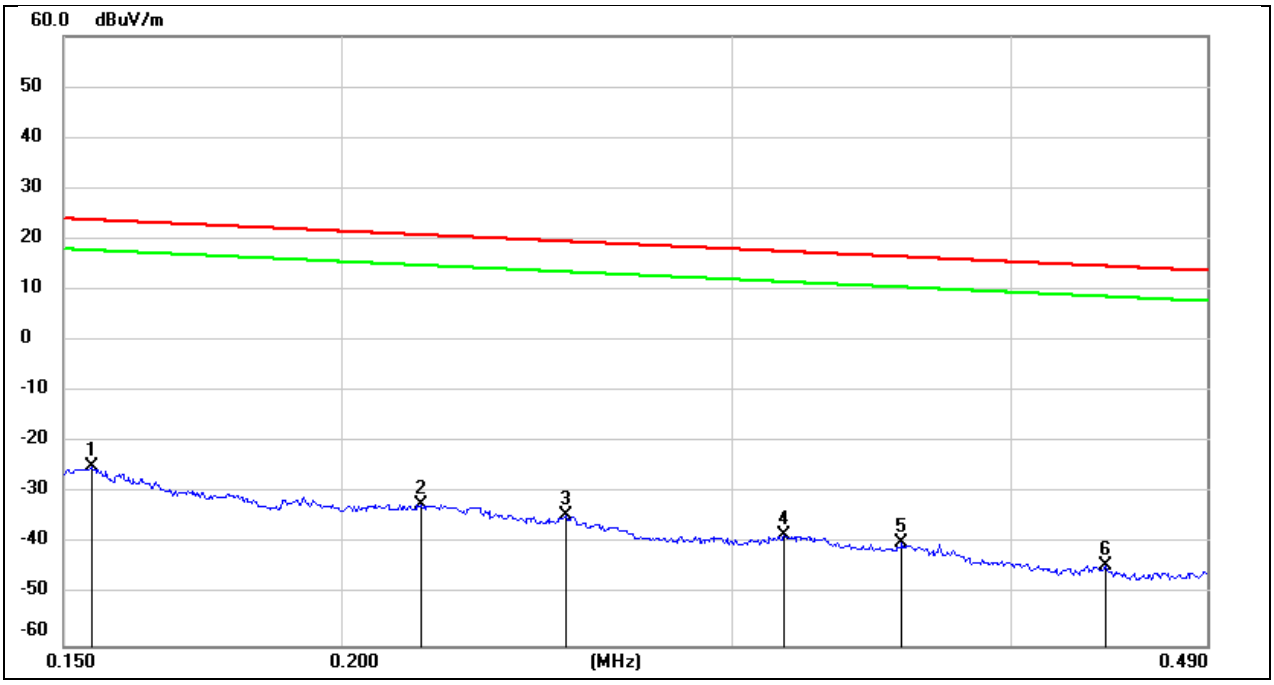


| No. | Frequency (MHz) | Reading (dBuV) | Correct (dB/m) | Result (dBuV/m) | Limit (dBuV/m) | Margin (dB) | Remark |
|---|---|---|---|---|---|---|---|
| 1 | 0.1544 | 76.79 | -101.65 | -24.86 | 23.83 | -48.69 | peak |
| 2 | 0.2172 | 69.53 | -101.75 | -32.22 | 20.86 | -53.08 | peak |
| 3 | 0.2522 | 67.39 | -101.80 | -34.41 | 19.57 | -53.98 | peak |
| 4 | 0.3163 | 63.70 | -101.87 | -38.17 | 17.60 | -55.77 | peak |
| 5 | 0.3573 | 62.08 | -101.91 | -39.83 | 16.54 | -56.37 | peak |
| 6 | 0.4414 | 57.83 | -102.01 | -44.18 | 14.71 | -58.89 | peak |


*This report shall not be reproduced except in full, without the written approval of UL Verification Services (Guangzhou) Co., Ltd, Song Shan Lake Branch.*

| Test Mode: | BLE 1M | Frequency(MHz): | 2402 |
|---|---|---|---|
| Polarity: | Horizontal | Test Voltage: | DC 12V |

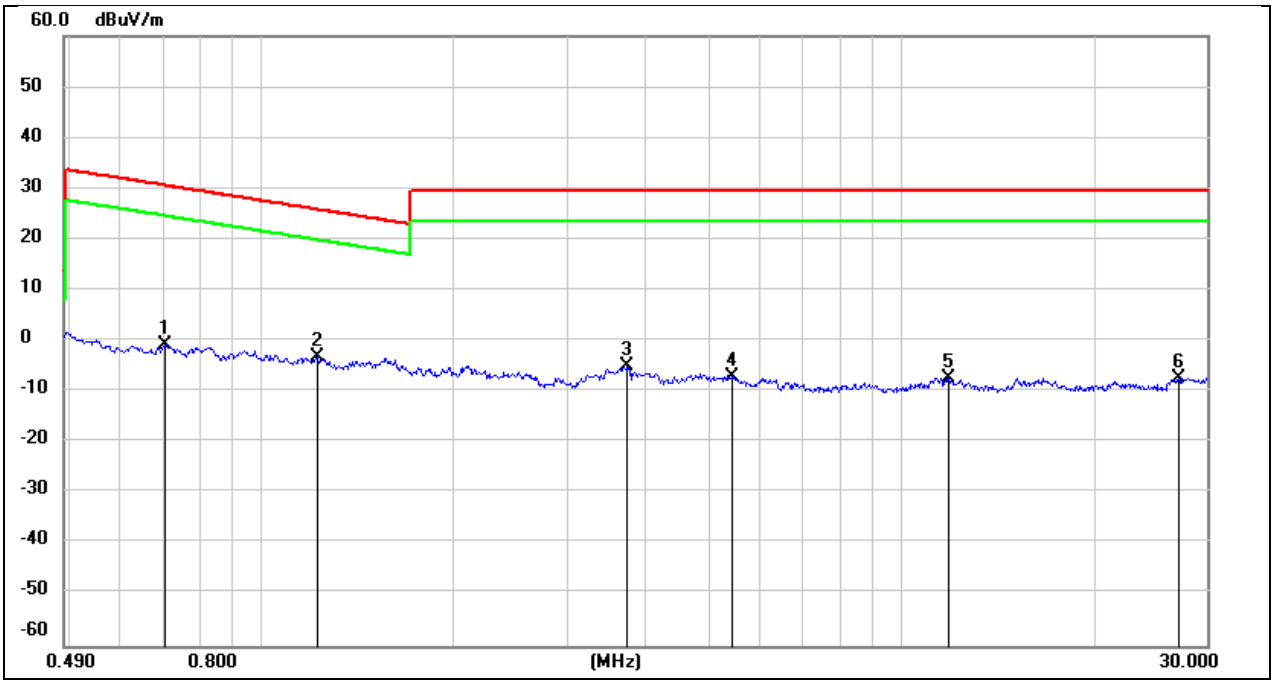


| No. | Frequency (MHz) | Reading (dBuV) | Correct (dB/m) | Result (dBuV/m) | Limit (dBuV/m) | Margin (dB) | Remark |
|---|---|---|---|---|---|---|---|
| 1 | 0.7066 | 61.40 | -62.11 | -0.71 | 30.62 | -31.33 | peak |
| 2 | 1.2214 | 59.12 | -62.16 | -3.04 | 25.87 | -28.91 | peak |
| 3 | 3.7360 | 56.33 | -61.40 | -5.07 | 29.54 | -34.61 | peak |
| 4 | 5.4477 | 54.41 | -61.42 | -7.01 | 29.54 | -36.55 | peak |
| 5 | 11.8513 | 53.56 | -60.88 | -7.32 | 29.54 | -36.86 | peak |
| 6 | 27.1670 | 52.95 | -60.25 | -7.30 | 29.54 | -36.84 | peak |


*This report shall not be reproduced except in full, without the written approval of UL Verification Services (Guangzhou) Co., Ltd, Song Shan Lake Branch.*

## 8.5. SPURIOUS EMISSIONS(18 GHZ~26 GHZ)

| Test Mode: | BLE 1M | Frequency(MHz): | 2402 |
|---|---|---|---|
| Polarity: | Horizontal | Test Voltage: | DC 12V |

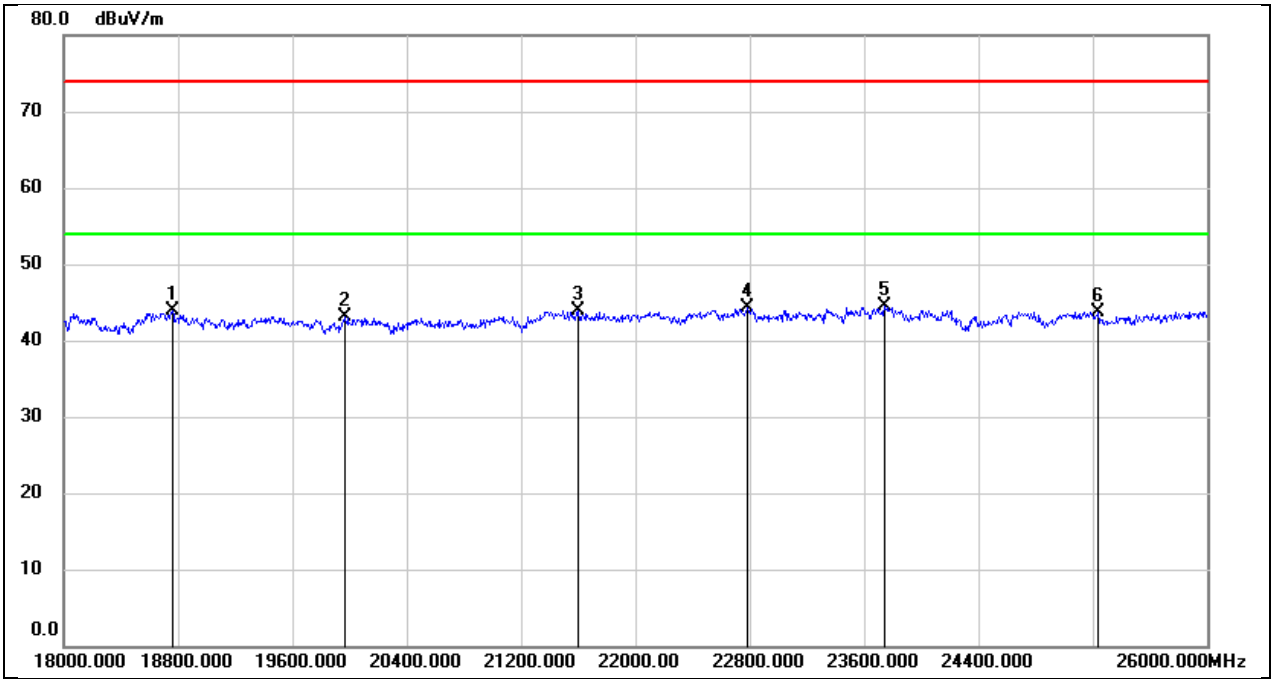


| No. | Frequency (MHz) | Reading (dBuV) | Correct (dB/m) | Result (dBuV/m) | Limit (dBuV/m) | Margin (dB) | Remark |
|---|---|---|---|---|---|---|---|
| 1 | 18760.000 | 49.34 | -5.42 | 43.92 | 74.00 | -30.08 | peak |
| 2 | 19968.000 | 48.48 | -5.42 | 43.06 | 74.00 | -30.94 | peak |
| 3 | 21600.000 | 48.52 | -4.54 | 43.98 | 74.00 | -30.02 | peak |
| 4 | 22784.000 | 47.98 | -3.65 | 44.33 | 74.00 | -29.67 | peak |
| 5 | 23744.000 | 47.65 | -3.20 | 44.45 | 74.00 | -29.55 | peak |
| 6 | 25240.000 | 45.46 | -1.68 | 43.78 | 74.00 | -30.22 | peak |


*This report shall not be reproduced except in full, without the written approval of UL Verification Services (Guangzhou) Co., Ltd, Song Shan Lake Branch.*

| Test Mode: | BLE 1M | Frequency(MHz): | 2402 |
|---|---|---|---|
| Polarity: | Vertical | Test Voltage: | DC 12V |

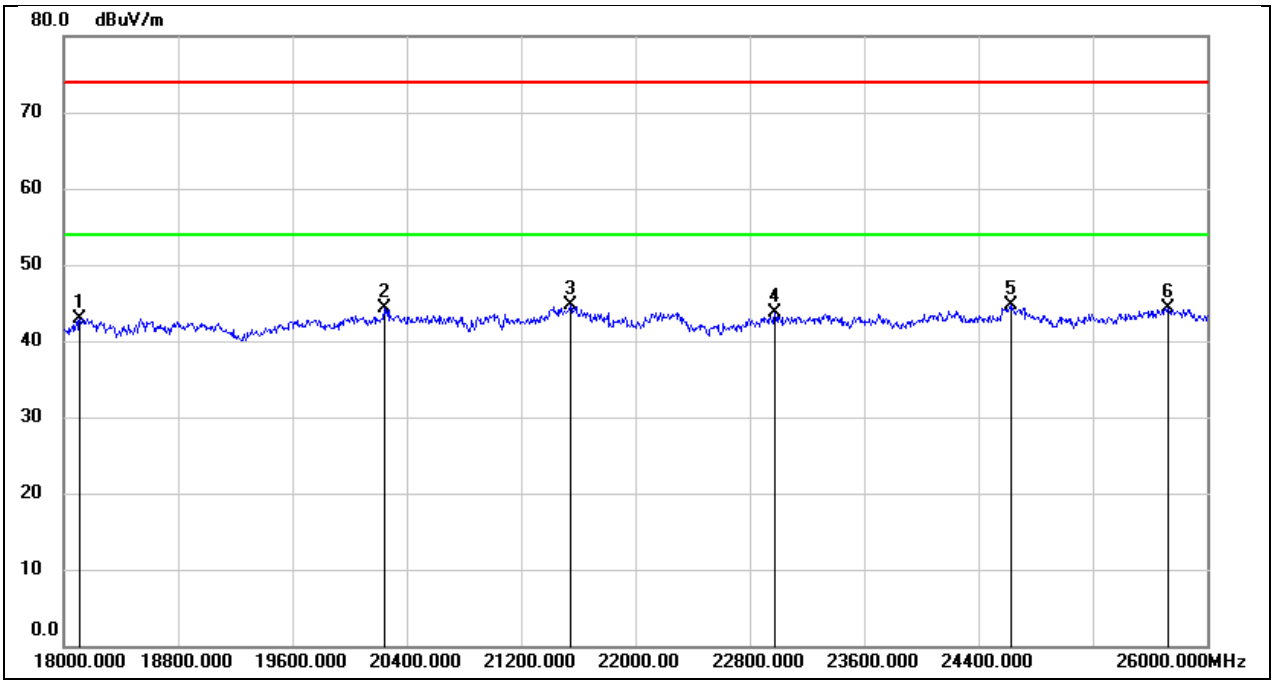


| No. | Frequency (MHz) | Reading (dBuV) | Correct (dB/m) | Result (dBuV/m) | Limit (dBuV/m) | Margin (dB) | Remark |
|---|---|---|---|---|---|---|---|
| 1 | 18112.000 | 48.46 | -5.47 | 42.99 | 74.00 | -31.01 | peak |
| 2 | 20240.000 | 49.82 | -5.61 | 44.21 | 74.00 | -29.79 | peak |
| 3 | 21544.000 | 49.26 | -4.63 | 44.63 | 74.00 | -29.37 | peak |
| 4 | 22976.000 | 47.26 | -3.46 | 43.80 | 74.00 | -30.20 | peak |
| 5 | 24624.000 | 46.99 | -2.33 | 44.66 | 74.00 | -29.34 | peak |
| 6 | 25728.000 | 45.11 | -0.72 | 44.39 | 74.00 | -29.61 | peak |


*This report shall not be reproduced except in full, without the written approval of UL Verification Services (Guangzhou) Co., Ltd, Song Shan Lake Branch.*

## 8.6. SPURIOUS EMISSIONS(30 MHZ~1 GHZ)

| Test Mode: | BLE 1M | Frequency(MHz): | 2402 |
|---|---|---|---|
| Polarity: | Horizontal | Test Voltage: | DC 12V |

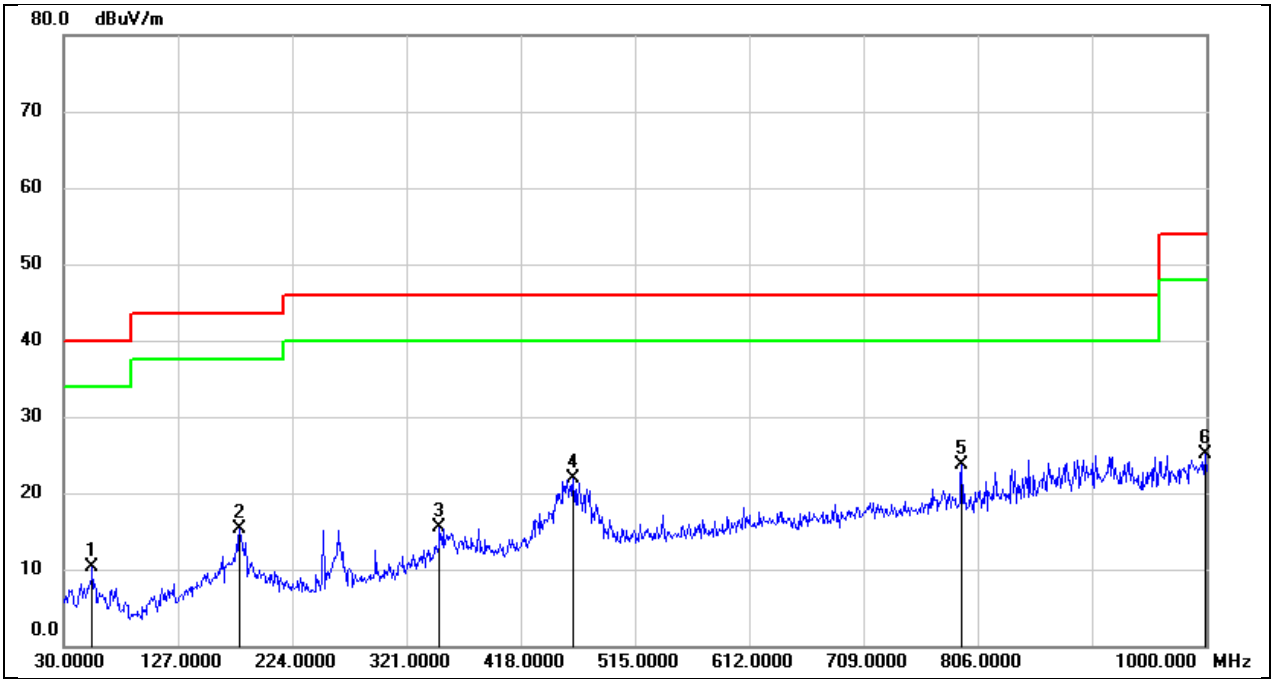


| No. | Frequency (MHz) | Reading (dBuV) | Correct (dB/m) | Result (dBuV/m) | Limit (dBuV/m) | Margin (dB) | Remark |
|---|---|---|---|---|---|---|---|
| 1 | 54.2500 | 25.80 | -15.46 | 10.34 | 40.00 | -29.66 | QP |
| 2 | 179.3800 | 27.96 | -12.64 | 15.32 | 43.50 | -28.18 | QP |
| 3 | 349.1300 | 26.32 | -10.73 | 15.59 | 46.00 | -30.41 | QP |
| 4 | 462.6200 | 31.35 | -9.36 | 21.99 | 46.00 | -24.01 | QP |
| 5 | 792.4200 | 28.28 | -4.53 | 23.75 | 46.00 | -22.25 | QP |
| 6 | 999.0300 | 27.31 | -2.12 | 25.19 | 54.00 | -28.81 | QP |


*This report shall not be reproduced except in full, without the written approval of UL Verification Services (Guangzhou) Co., Ltd, Song Shan Lake Branch.*

| Test Mode: | BLE 1M | Frequency(MHz): | 2402 |
|---|---|---|---|
| Polarity: | Vertical | Test Voltage: | DC 12V |

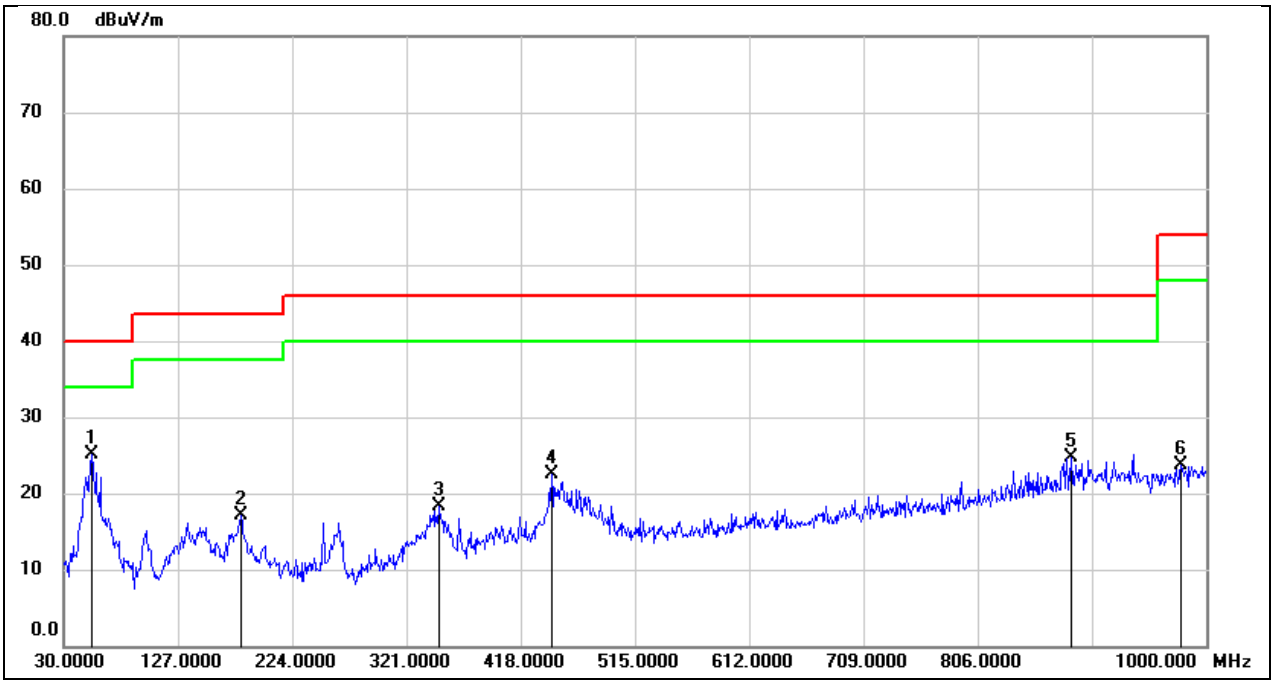


| No. | Frequency (MHz) | Reading (dBuV) | Correct (dB/m) | Result (dBuV/m) | Limit (dBuV/m) | Margin (dB) | Remark |
|---|---|---|---|---|---|---|---|
| 1 | 54.2500 | 40.52 | -15.46 | 25.06 | 40.00 | -14.94 | QP |
| 2 | 180.3500 | 29.66 | -12.62 | 17.04 | 43.50 | -26.46 | QP |
| 3 | 348.1600 | 29.07 | -10.77 | 18.30 | 46.00 | -27.70 | QP |
| 4 | 444.1900 | 32.07 | -9.62 | 22.45 | 46.00 | -23.55 | QP |
| 5 | 885.5400 | 27.19 | -2.54 | 24.65 | 46.00 | -21.35 | QP |
| 6 | 978.6600 | 26.15 | -2.38 | 23.77 | 54.00 | -30.23 | QP |


*This report shall not be reproduced except in full, without the written approval of UL Verification Services (Guangzhou) Co., Ltd, Song Shan Lake Branch.*

# 9. ANTENNA REQUIREMENT

**REQUIREMENT**

Please refer to FCC part 15.203
An intentional radiator shall be designed to ensure that no antenna other than that furnished by the responsible party shall be used with the device. The use of a permanently attached antenna or of an antenna that uses a unique coupling to the intentional radiator shall be considered sufficient to comply with the provisions of this section. The manufacturer may design the unit so that a broken antenna can be replaced by the user, but the use of a standard antenna jack or electrical connector is prohibited.

Please refer to FCC part 15.247(b)(4)
The conducted output power limit specified in paragraph (b) of this section is based on the use of antennas with directional gains that do not exceed 6 dBi. Except as shown in paragraph (c) of this section, if transmitting antennas of directional gain greater than 6 dBi are used, the conducted output power from the intentional radiator shall be reduced below the stated values in paragraphs (b)(1), (b)(2), and (b)(3) of this section, as appropriate, by the amount in dB that the directional gain of the antenna exceeds 6 dBi.

**DESCRIPTION**

Pass


*This report shall not be reproduced except in full, without the written approval of UL Verification Services (Guangzhou) Co., Ltd, Song Shan Lake Branch.*

# 10. AC POWER LINE CONDUCTED EMISSION

**LIMITS**

Please refer to CFR 47 FCC §15.207 (a).

| FREQUENCY (MHz) | Quasi-peak | Average |
|---|---|---|
| 0.15 -0.5 | 66 - 56 * | 56 - 46 * |
| 0.50 -5.0 | 56.00 | 46.00 |
| 5.0 -30.0 | 60.00 | 50.00 |

**TEST PROCEDURE**

The EUT is put on a table of non-conducting material that is 80 cm high. The vertical conducting wall of shielding is located 40 cm to the rear of the EUT. The power line of the EUT is connected to the AC mains through a Artificial Mains Network (A.M.N.). A EMI Measurement Receiver (R&S Test Receiver ESR3) is used to test the emissions from both sides of AC line. According to the requirements in Section 6.2 of ANSI C63.10-2013.Conducted emissions from the EUT measured in the frequency range between 0.15 MHz and 30 MHz using CISPR Quasi-Peak and average detector mode. The bandwidth of EMI test receiver is set at 9 kHz.

The arrangement of the equipment is installed to meet the standards and operating in a manner, which tends to maximize its emission characteristics in a normal application.

**TEST SETUP**

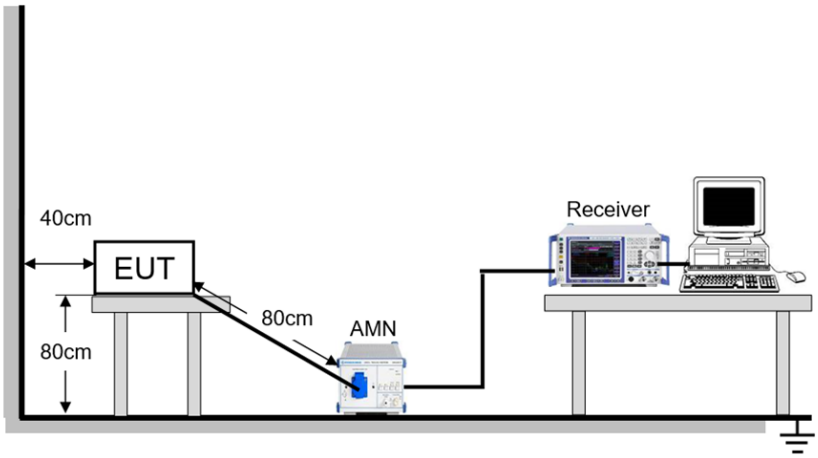



*This report shall not be reproduced except in full, without the written approval of UL Verification Services (Guangzhou) Co., Ltd, Song Shan Lake Branch.*

**TEST ENVIRONMENT**

| | | | |
|---|---|---|---|
| Temperature | 23.9℃ | Relative Humidity | 57.1% |
| Atmosphere Pressure | 101kPa | Test Voltage | AC 120 V, 60 Hz |

**TEST DATE / ENGINEER**

| | | | |
|---|---|---|---|
| Test Date | July 22, 2023 | Test By | Deacon Tan |


*This report shall not be reproduced except in full, without the written approval of UL Verification Services (Guangzhou) Co., Ltd, Song Shan Lake Branch.*

**TEST RESULTS**

| Test Mode: | BLE 1M | Frequency(MHz): | 2402 |
|---|---|---|---|
| Line: | Line | | |

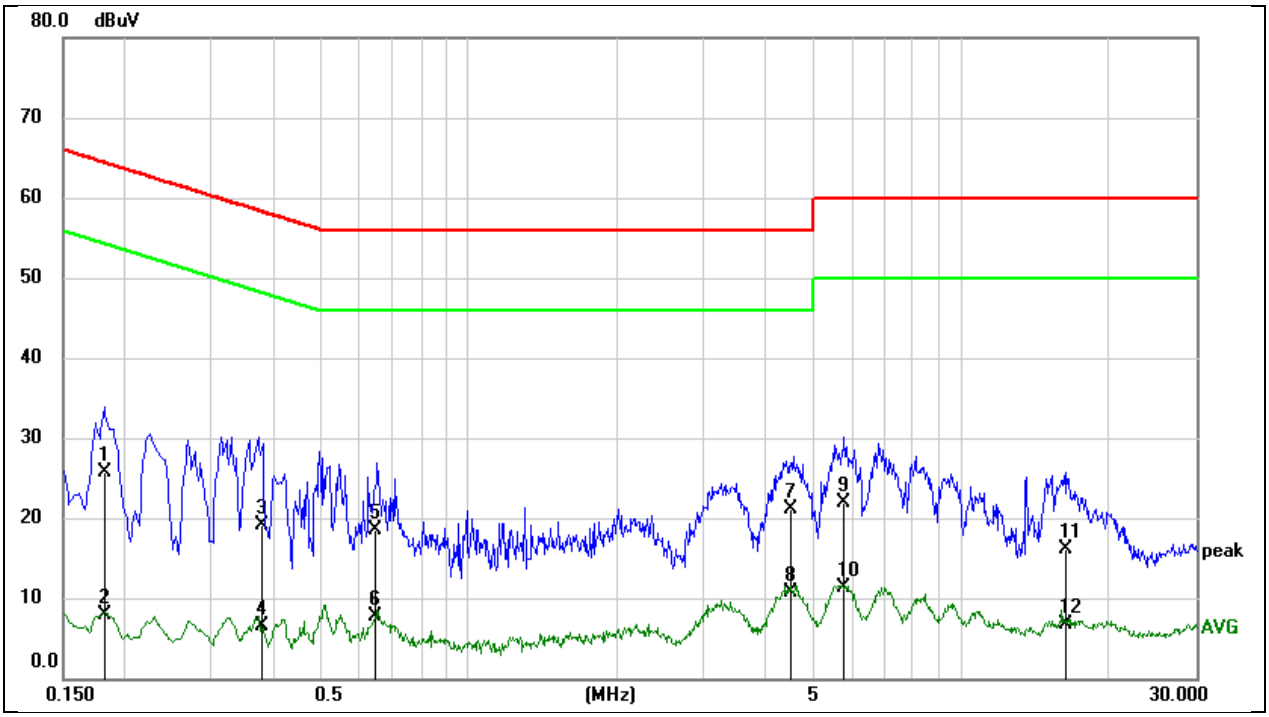


| No. | Frequency (MHz) | Reading (dBuV) | Correct (dB) | Result (dBuV) | Limit (dBuV) | Margin (dB) | Remark |
|---|---|---|---|---|---|---|---|
| 1 | 0.1831 | 16.07 | 9.67 | 25.74 | 64.34 | -38.60 | QP |
| 2 | 0.1831 | -1.86 | 9.67 | 7.81 | 54.34 | -46.53 | AVG |
| 3 | 0.3784 | 9.51 | 9.64 | 19.15 | 58.31 | -39.16 | QP |
| 4 | 0.3784 | -3.14 | 9.64 | 6.50 | 48.31 | -41.81 | AVG |
| 5 | 0.6422 | 8.86 | 9.63 | 18.49 | 56.00 | -37.51 | QP |
| 6 | 0.6422 | -2.02 | 9.63 | 7.61 | 46.00 | -38.39 | AVG |
| 7 | 4.5162 | 11.29 | 9.73 | 21.02 | 56.00 | -34.98 | QP |
| 8 | 4.5162 | 1.03 | 9.73 | 10.76 | 46.00 | -35.24 | AVG |
| 9 | 5.8082 | 12.11 | 9.73 | 21.84 | 60.00 | -38.16 | QP |
| 10 | 5.8082 | 1.55 | 9.73 | 11.28 | 50.00 | -38.72 | AVG |
| 11 | 16.3826 | 6.27 | 9.74 | 16.01 | 60.00 | -43.99 | QP |
| 12 | 16.3826 | -3.02 | 9.74 | 6.72 | 50.00 | -43.28 | AVG |

Note:
1. Result = Reading + Correct Factor.
2. If QP Result complies with AV limit, AV Result is deemed to comply with AV limit.
3. Test setup: RBW: 200 Hz (9 kHz ~ 150 kHz), 9 kHz (150 kHz ~ 30 MHz).
4. Step size: 80 Hz (0.009 MHz ~ 0.15 MHz), 4 kHz (0.15 MHz ~ 30 MHz), Scan time: auto.

Note: All the modes have been tested, only the worst data was recorded in the report.


*This report shall not be reproduced except in full, without the written approval of UL Verification Services (Guangzhou) Co., Ltd, Song Shan Lake Branch.*

| Test Mode: | BLE 1M | Frequency(MHz): | 2402 |
|---|---|---|---|
| Line: | Neutral | | |

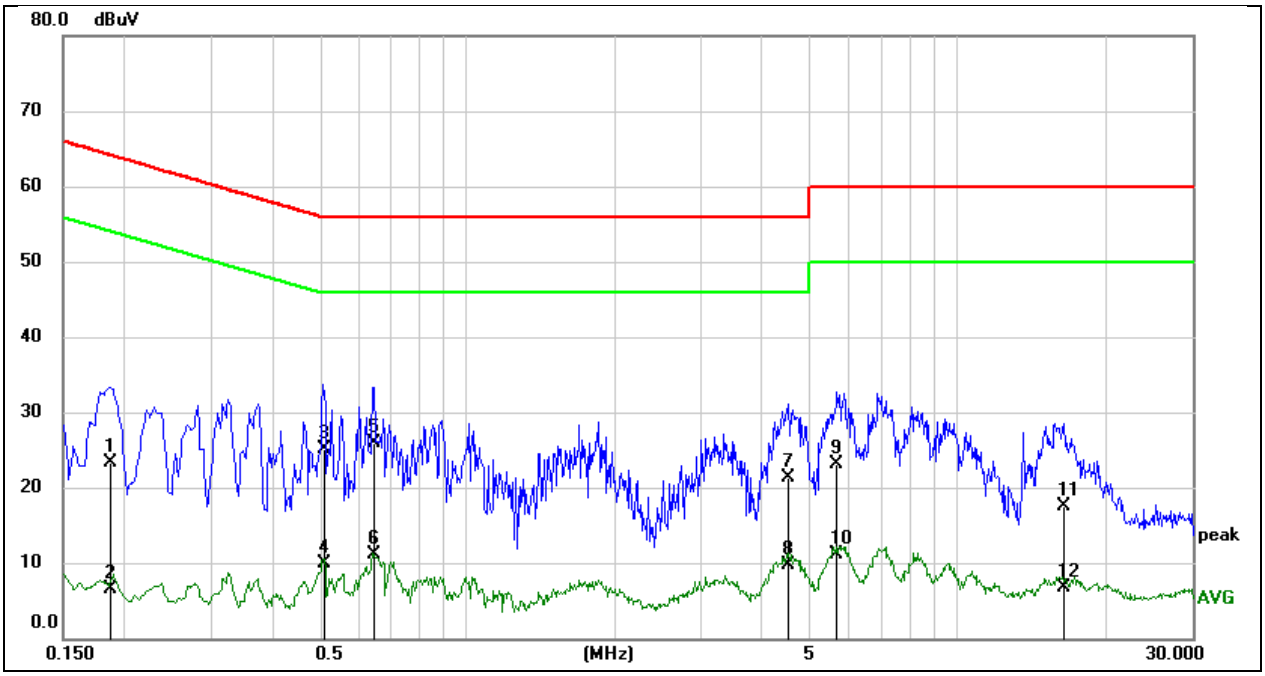


| No. | Frequency (MHz) | Reading (dBuV) | Correct (dB) | Result (dBuV) | Limit (dBuV) | Margin (dB) | Remark |
|---|---|---|---|---|---|---|---|
| 1 | 0.1880 | 13.72 | 9.64 | 23.36 | 64.12 | -40.76 | QP |
| 2 | 0.1880 | -3.07 | 9.64 | 6.57 | 54.12 | -47.55 | AVG |
| 3 | 0.5103 | 15.38 | 9.64 | 25.02 | 56.00 | -30.98 | QP |
| 4 | 0.5103 | 0.19 | 9.64 | 9.83 | 46.00 | -36.17 | AVG |
| 5 | 0.6481 | 16.20 | 9.63 | 25.83 | 56.00 | -30.17 | QP |
| 6 | 0.6481 | 1.47 | 9.63 | 11.10 | 46.00 | -34.90 | AVG |
| 7 | 4.5157 | 11.66 | 9.65 | 21.31 | 56.00 | -34.69 | QP |
| 8 | 4.5157 | 0.11 | 9.65 | 9.76 | 46.00 | -36.24 | AVG |
| 9 | 5.6529 | 13.43 | 9.68 | 23.11 | 60.00 | -36.89 | QP |
| 10 | 5.6529 | 1.48 | 9.68 | 11.16 | 50.00 | -38.84 | AVG |
| 11 | 16.3764 | 7.76 | 9.74 | 17.50 | 60.00 | -42.50 | QP |
| 12 | 16.3764 | -2.95 | 9.74 | 6.79 | 50.00 | -43.21 | AVG |

Note:
1. Result = Reading + Correct Factor.
2. If QP Result complies with AV limit, AV Result is deemed to comply with AV limit.
3. Test setup: RBW: 200 Hz (9 kHz ~ 150 kHz), 9 kHz (150 kHz ~ 30 MHz).
4. Step size: 80 Hz (0.009 MHz ~ 0.15 MHz), 4 kHz (0.15 MHz ~ 30 MHz), Scan time: auto.

Note: All the modes have been tested, only the worst data was recorded in the report.


*This report shall not be reproduced except in full, without the written approval of UL Verification Services (Guangzhou) Co., Ltd, Song Shan Lake Branch.*

# 11. TEST DATA

## 11.1. APPENDIX A: DTS BANDWIDTH

### 11.1.1. Test Result

| Test Mode | Antenna | Frequency[MHz] | DTS BW [MHz] | FL[MHz] | FH[MHz] | Limit[MHz] | Verdict |
|---|---|---|---|---|---|---|---|
| BLE_1M | Ant1 | 2402 | 0.71 | 2401.61 | 2402.32 | ≥0.5 | PASS |
| | | 2440 | 0.71 | 2439.60 | 2440.32 | ≥0.5 | PASS |
| | | 2480 | 0.71 | 2479.60 | 2480.31 | ≥0.5 | PASS |
| BLE_2M | Ant1 | 2402 | 1.35 | 2401.29 | 2402.64 | ≥0.5 | PASS |
| | | 2440 | 1.35 | 2439.29 | 2440.64 | ≥0.5 | PASS |
| | | 2480 | 1.35 | 2479.29 | 2480.64 | ≥0.5 | PASS |


*This report shall not be reproduced except in full, without the written approval of UL Verification Services (Guangzhou) Co., Ltd, Song Shan Lake Branch.*

### 11.1.2. Test Graphs

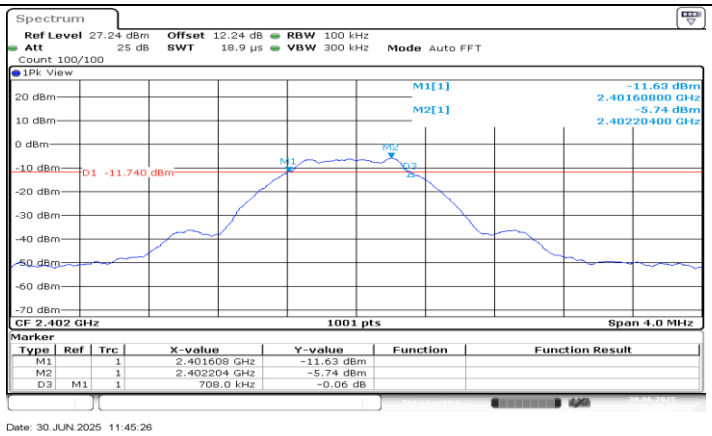


BLE_1M_Ant1_2402

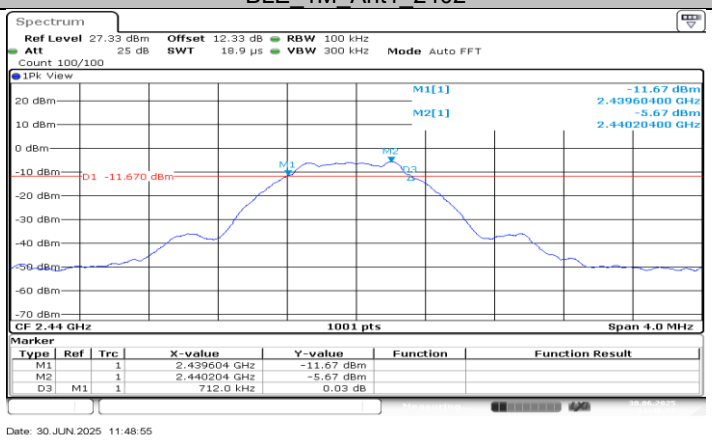


BLE_1M_Ant1_2440

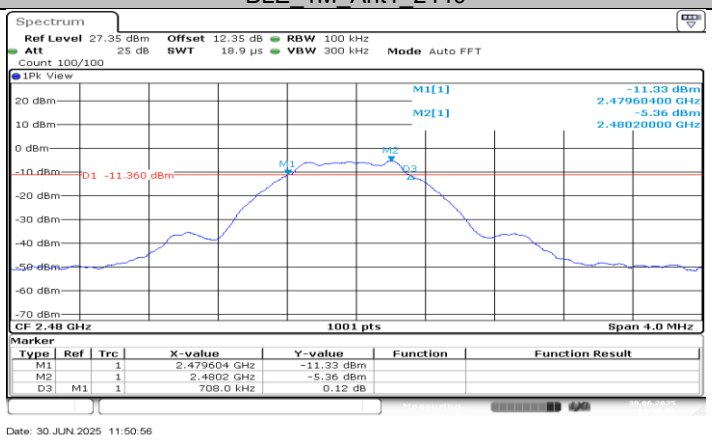


BLE_1M_Ant1_2480


*This report shall not be reproduced except in full, without the written approval of UL Verification Services (Guangzhou) Co., Ltd, Song Shan Lake Branch.*

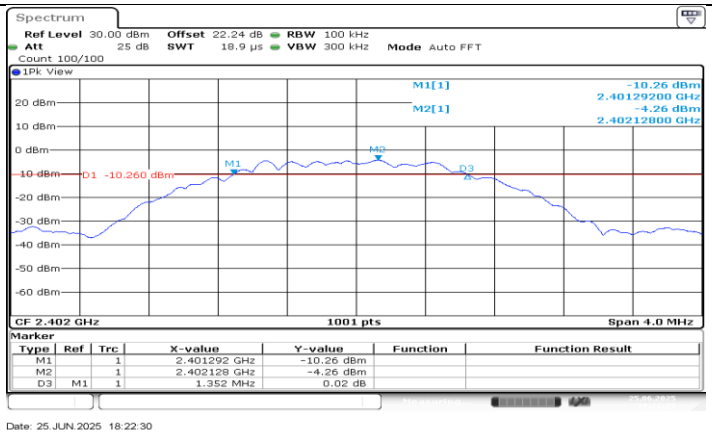


BLE_2M_Ant1_2402

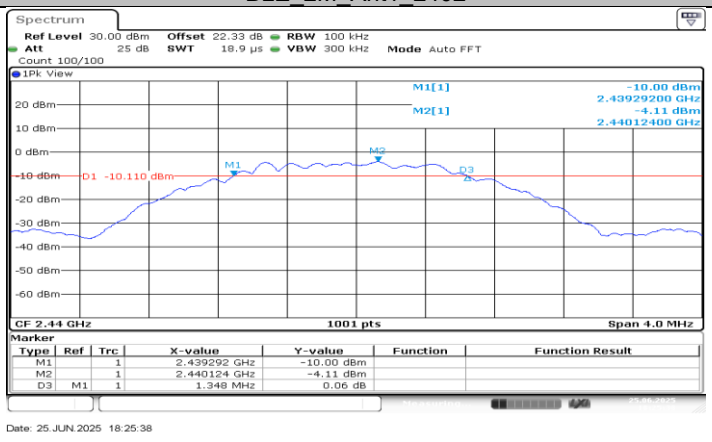


BLE_2M_Ant1_2440

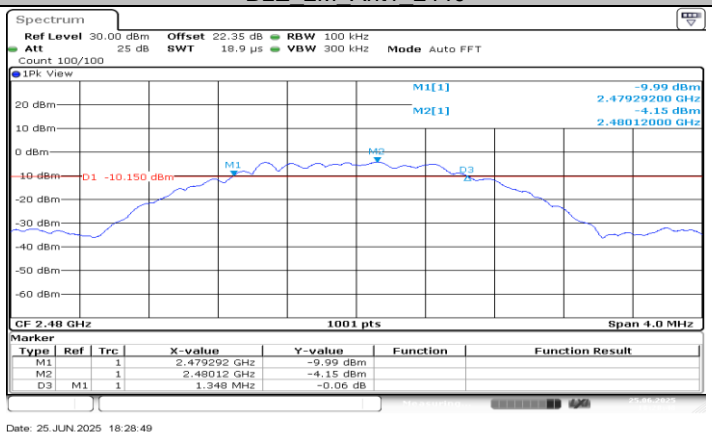


BLE_2M_Ant1_2480


*This report shall not be reproduced except in full, without the written approval of UL Verification Services (Guangzhou) Co., Ltd, Song Shan Lake Branch.*

## 11.2. APPENDIX B: OCCUPIED CHANNEL BANDWIDTH

### 11.2.1. Test Result

| Test Mode | Antenna | Frequency[MHz] | OCB [MHz] | FL[MHz] | FH[MHz] | Verdict |
|---|---|---|---|---|---|---|
| BLE_1M | Ant1 | 2402 | 1.031 | 2401.4486 | 2402.4795 | PASS |
| | | 2440 | 1.035 | 2439.4446 | 2440.4795 | PASS |
| | | 2480 | 1.035 | 2479.4446 | 2480.4795 | PASS |
| BLE_2M | Ant1 | 2402 | 2.114 | 2400.9211 | 2403.0350 | PASS |
| | | 2440 | 2.118 | 2438.9171 | 2441.0350 | PASS |
| | | 2480 | 2.13 | 2478.9091 | 2481.0390 | PASS |


*This report shall not be reproduced except in full, without the written approval of UL Verification Services (Guangzhou) Co., Ltd, Song Shan Lake Branch.*

### 11.2.2. Test Graphs

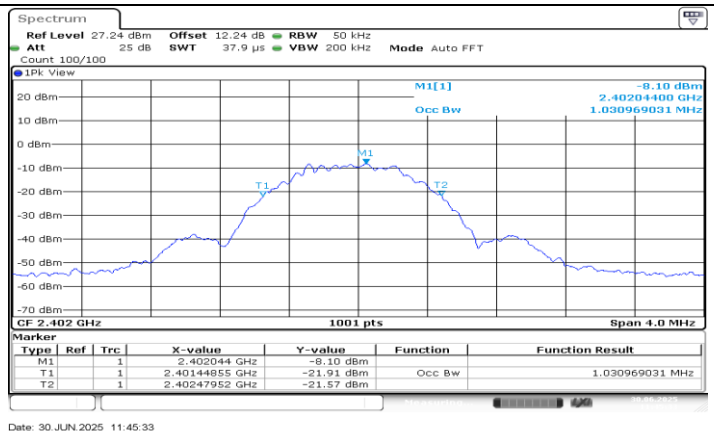


BLE_1M_Ant1_2402

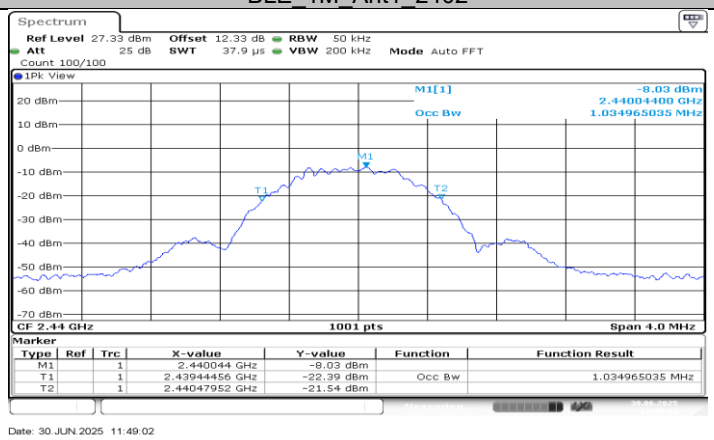


BLE_1M_Ant1_2440

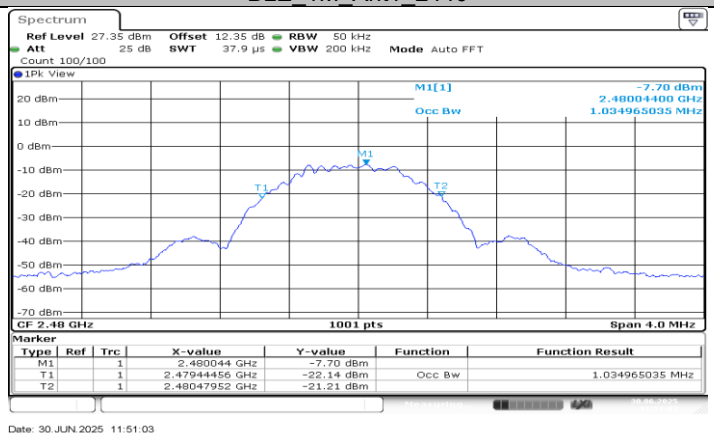


BLE_1M_Ant1_2480


*This report shall not be reproduced except in full, without the written approval of UL Verification Services (Guangzhou) Co., Ltd, Song Shan Lake Branch.*

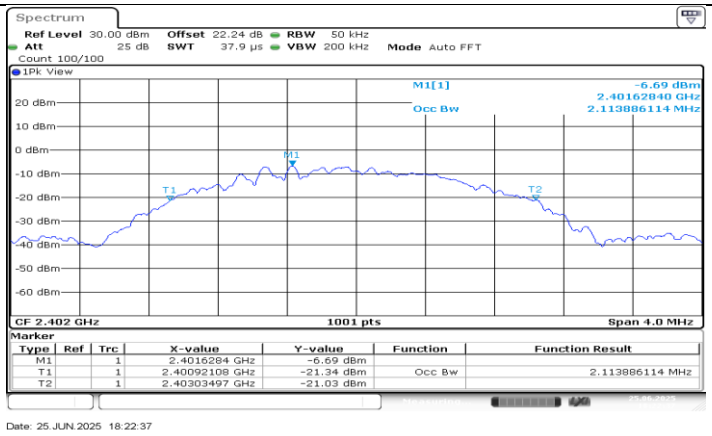


BLE_2M_Ant1_2402

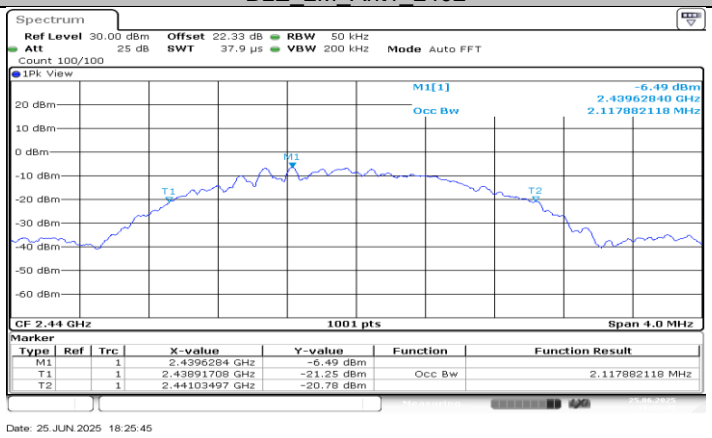


BLE_2M_Ant1_2440

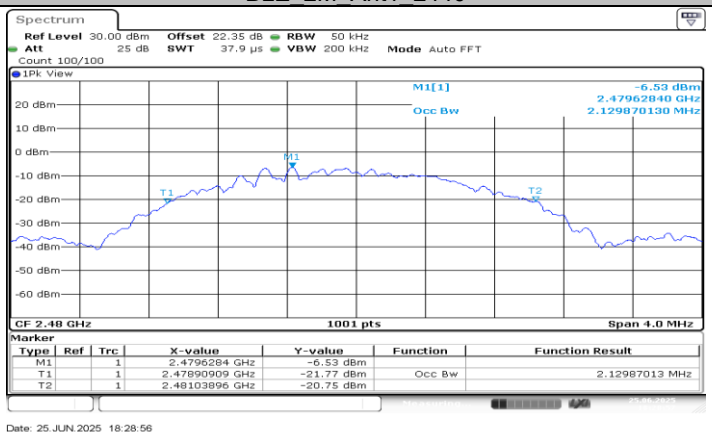


BLE_2M_Ant1_2480


*This report shall not be reproduced except in full, without the written approval of UL Verification Services (Guangzhou) Co., Ltd, Song Shan Lake Branch.*

## 11.3. APPENDIX C: MAXIMUM CONDUCTED OUTPUT POWER

### 11.3.1. Test Result

| Test Mode | Antenna | Frequency[MHz] | Result[dBm] | Limit[dBm] | Verdict |
|---|---|---|---|---|---|
| BLE_1M | Ant1 | 2402 | -4.87 | ≤30 | PASS |
| | | 2440 | -4.81 | ≤30 | PASS |
| | | 2480 | -4.48 | ≤30 | PASS |
| BLE_2M | Ant1 | 2402 | -2.61 | ≤30 | PASS |
| | | 2440 | -2.51 | ≤30 | PASS |
| | | 2480 | -1.69 | ≤30 | PASS |


*This report shall not be reproduced except in full, without the written approval of UL Verification Services (Guangzhou) Co., Ltd, Song Shan Lake Branch.*

## 11.4. APPENDIX D: MAXIMUM POWER SPECTRAL DENSITY

### 11.4.1. Test Result

| Test Mode | Antenna | Frequency[MHz] | Result[dBm/3kHz] | Limit[dBm/3kHz] | Verdict |
|---|---|---|---|---|---|
| BLE_1M | Ant1 | 2402 | -21.88 | ≤8.00 | PASS |
| | | 2440 | -21.89 | ≤8.00 | PASS |
| | | 2480 | -21.65 | ≤8.00 | PASS |
| BLE_2M | Ant1 | 2402 | -20.65 | ≤8.00 | PASS |
| | | 2440 | -20.63 | ≤8.00 | PASS |
| | | 2480 | -19.92 | ≤8.00 | PASS |


*This report shall not be reproduced except in full, without the written approval of UL Verification Services (Guangzhou) Co., Ltd, Song Shan Lake Branch.*

### 11.4.2. Test Graphs

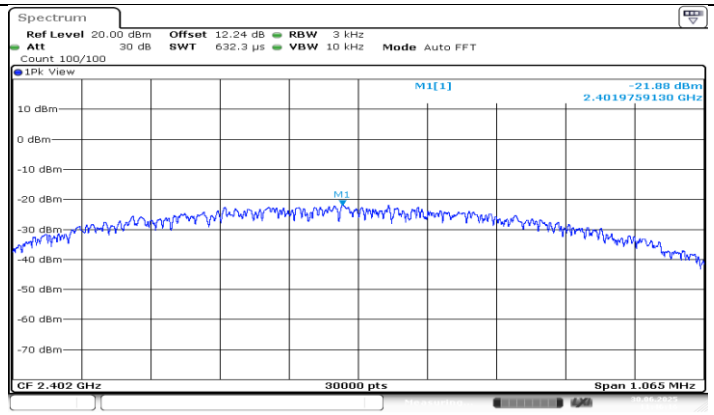


BLE_1M_Ant1_2402

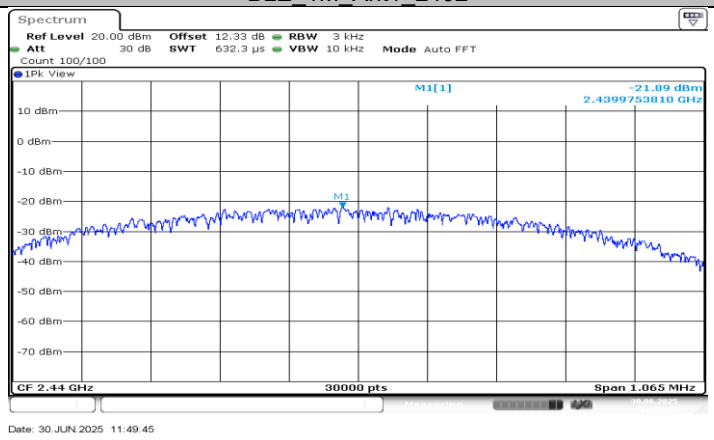


BLE_1M_Ant1_2440

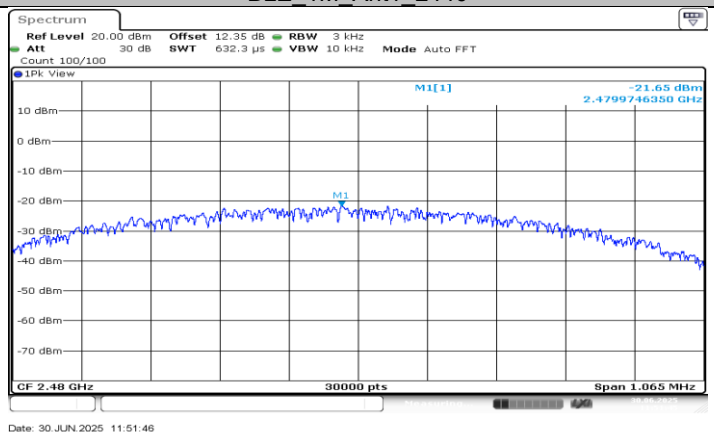


BLE_1M_Ant1_2480


*This report shall not be reproduced except in full, without the written approval of UL Verification Services (Guangzhou) Co., Ltd, Song Shan Lake Branch.*

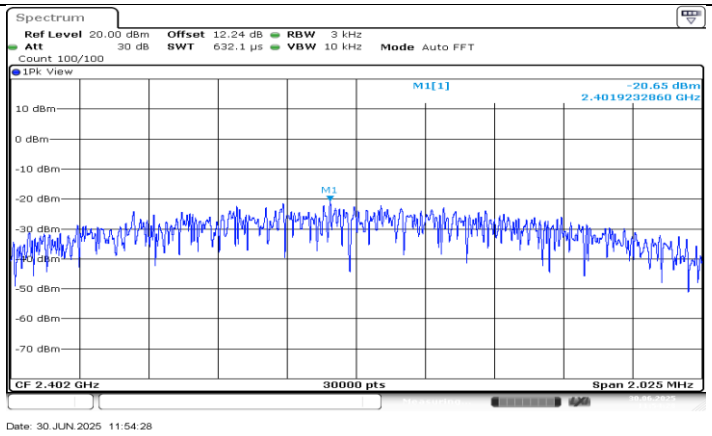


BLE_2M_Ant1_2402

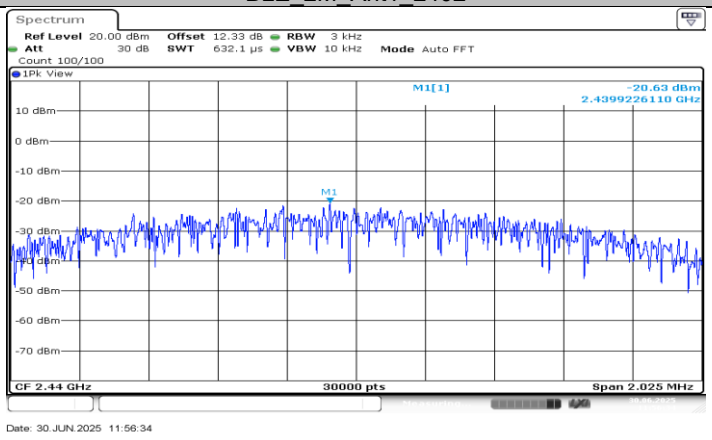


BLE_2M_Ant1_2440

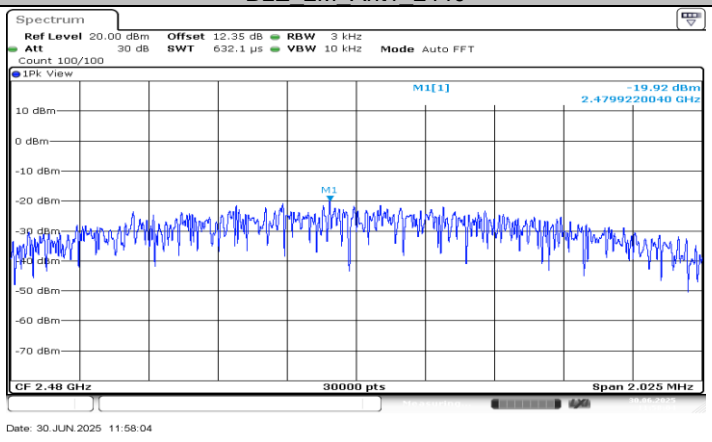


BLE_2M_Ant1_2480


*This report shall not be reproduced except in full, without the written approval of UL Verification Services (Guangzhou) Co., Ltd, Song Shan Lake Branch.*

## 11.5. APPENDIX E: BAND EDGE MEASUREMENTS

### 11.5.1. Test Result

| Test Mode | Antenna | ChName | Frequency [MHz] | RefLevel [dBm] | Result[dBm] | Limit[dBm] | Verdict |
|---|---|---|---|---|---|---|---|
| BLE_1M | Ant1 | Low | 2402 | -5.67 | -55.99 | ≤-25.67 | PASS |
| | | High | 2480 | -5.44 | -55.55 | ≤-25.44 | PASS |
| BLE_2M | Ant1 | Low | 2402 | -5.67 | -37.17 | ≤-25.67 | PASS |
| | | High | 2480 | -5.08 | -54.33 | ≤-25.08 | PASS |


*This report shall not be reproduced except in full, without the written approval of UL Verification Services (Guangzhou) Co., Ltd, Song Shan Lake Branch.*

### 11.5.2. Test Graphs

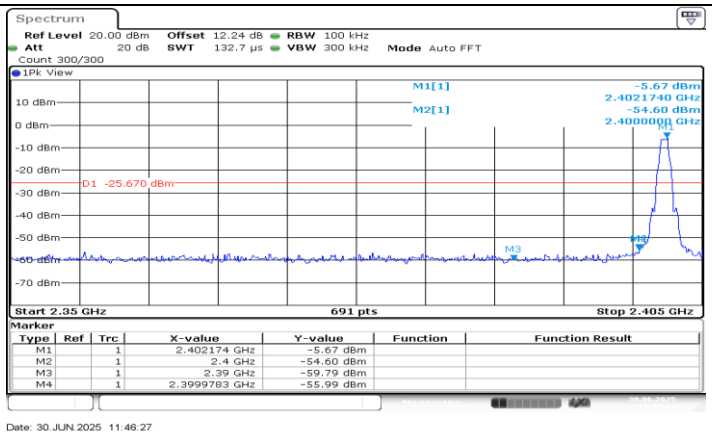


BLE_1M_Ant1_Low_2402

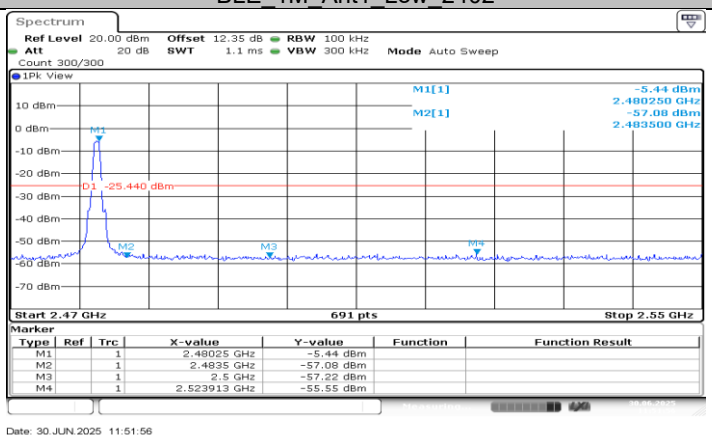


BLE_1M_Ant1_High_2480

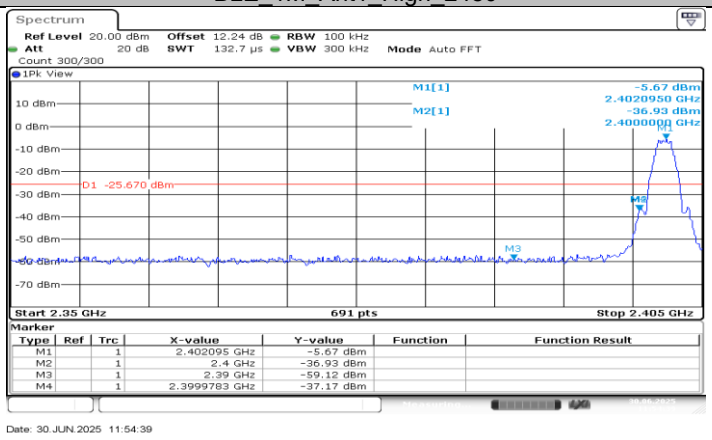


BLE_2M_Ant1_Low_2402


*This report shall not be reproduced except in full, without the written approval of UL Verification Services (Guangzhou) Co., Ltd, Song Shan Lake Branch.*

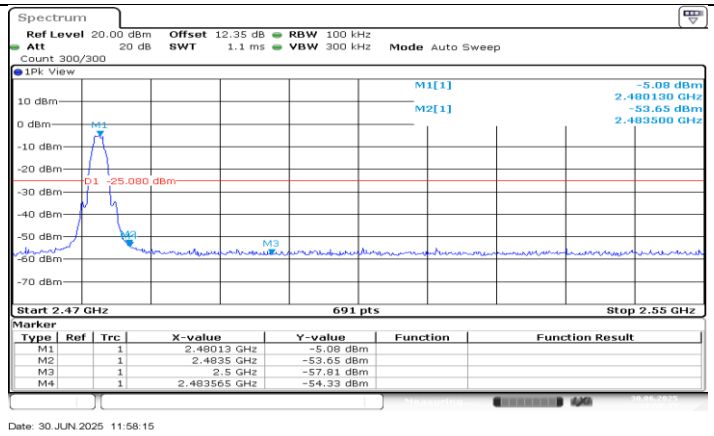


BLE_2M_Ant1_High_2480


*This report shall not be reproduced except in full, without the written approval of UL Verification Services (Guangzhou) Co., Ltd, Song Shan Lake Branch.*

## 11.6. APPENDIX F: CONDUCTED SPURIOUS EMISSION

### 11.6.1. Test Result

| Test Mode | Antenna | Frequency[MHz] | FreqRange [MHz] | Result[dBm] | Limit[dBm] | Verdict |
|---|---|---|---|---|---|---|
| BLE_1M | Ant1 | 2402 | Reference | -5.66 | --- | PASS |
| | | | 30~1000 | -55.06 | ≤-25.66 | PASS |
| | | | 1000~26500 | -43.04 | ≤-25.66 | PASS |
| | | 2440 | Reference | -5.71 | --- | PASS |
| | | | 30~1000 | -55.17 | ≤-25.71 | PASS |
| | | | 1000~26500 | -44.66 | ≤-25.71 | PASS |
| | | 2480 | Reference | -5.42 | --- | PASS |
| | | | 30~1000 | -55.49 | ≤-25.42 | PASS |
| | | | 1000~26500 | -46.65 | ≤-25.42 | PASS |
| BLE_2M | Ant1 | 2402 | Reference | -5.64 | --- | PASS |
| | | | 30~1000 | -55.24 | ≤-25.64 | PASS |
| | | | 1000~26500 | -41.31 | ≤-25.64 | PASS |
| | | 2440 | Reference | -5.64 | --- | PASS |
| | | | 30~1000 | -40.19 | ≤-25.64 | PASS |
| | | | 1000~26500 | -42.1 | ≤-25.64 | PASS |
| | | 2480 | Reference | -4.91 | --- | PASS |
| | | | 30~1000 | -39.51 | ≤-24.91 | PASS |
| | | | 1000~26500 | -41.95 | ≤-24.91 | PASS |


*This report shall not be reproduced except in full, without the written approval of UL Verification Services (Guangzhou) Co., Ltd, Song Shan Lake Branch.*

### 11.6.2. Test Graphs

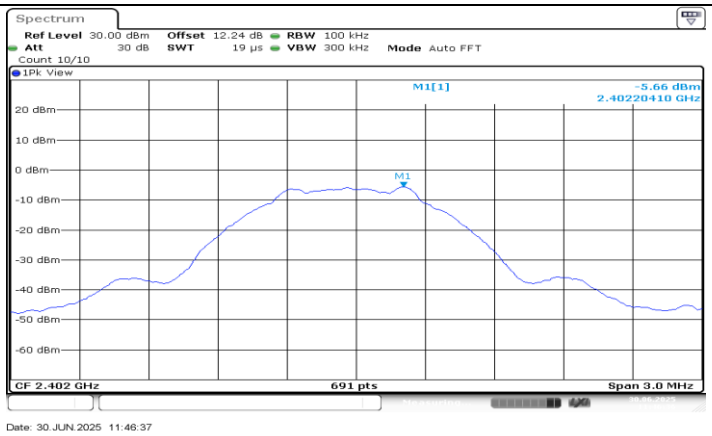


BLE_1M_Ant1_2402_0~Reference

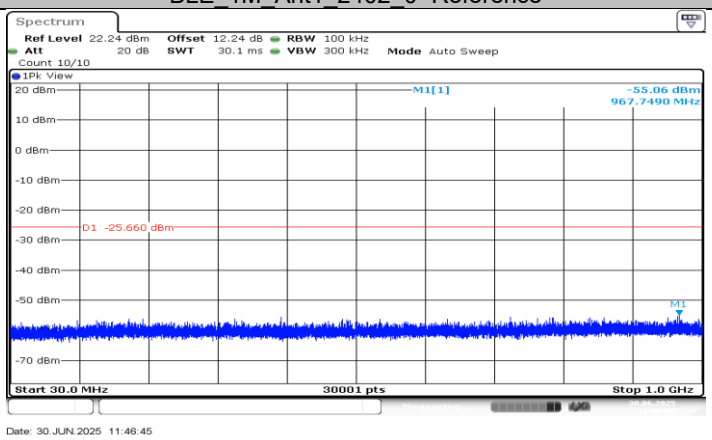


BLE_1M_Ant1_2402_30~1000

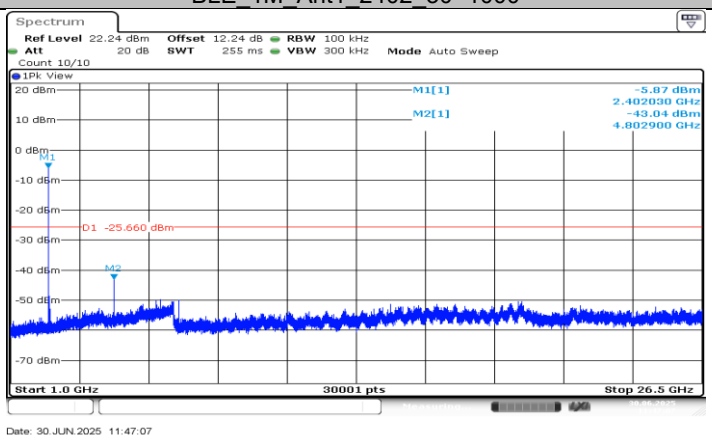


BLE_1M_Ant1_2402_1000~26500


*This report shall not be reproduced except in full, without the written approval of UL Verification Services (Guangzhou) Co., Ltd, Song Shan Lake Branch.*

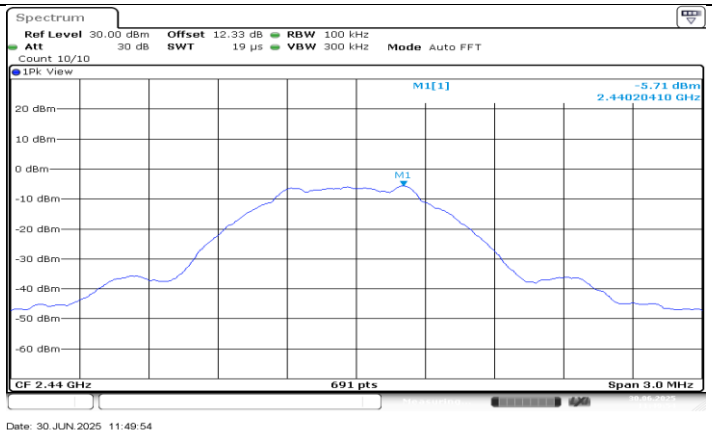


BLE_1M_Ant1_2440_0~Reference

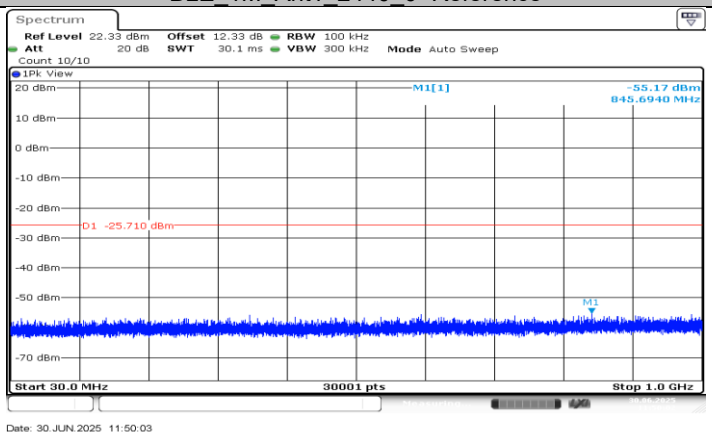


BLE_1M_Ant1_2440_30~1000

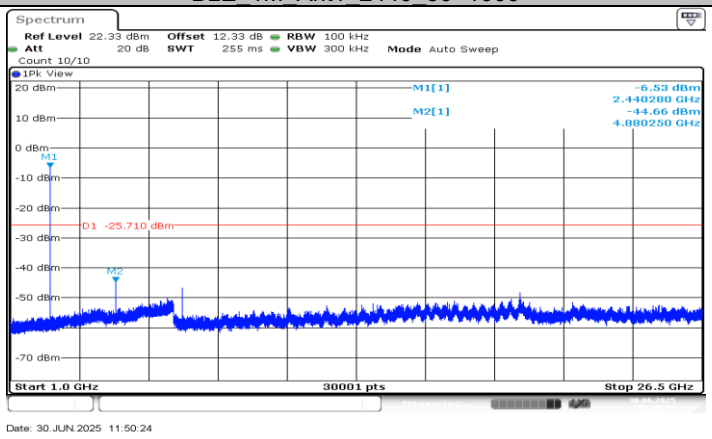


BLE_1M_Ant1_2440_1000~26500


*This report shall not be reproduced except in full, without the written approval of UL Verification Services (Guangzhou) Co., Ltd, Song Shan Lake Branch.*

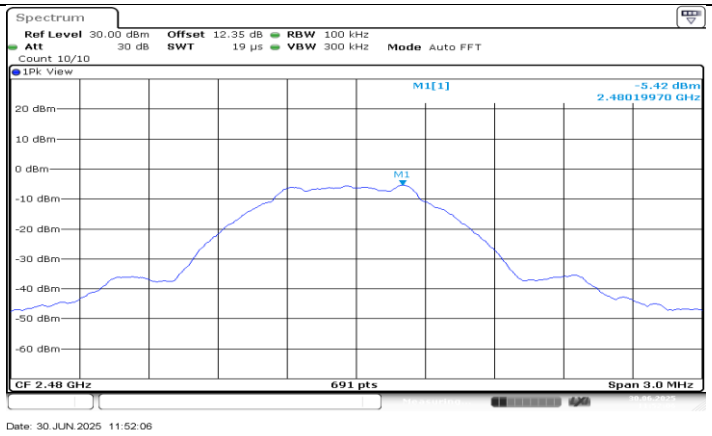


BLE_1M_Ant1_2480_0~Reference

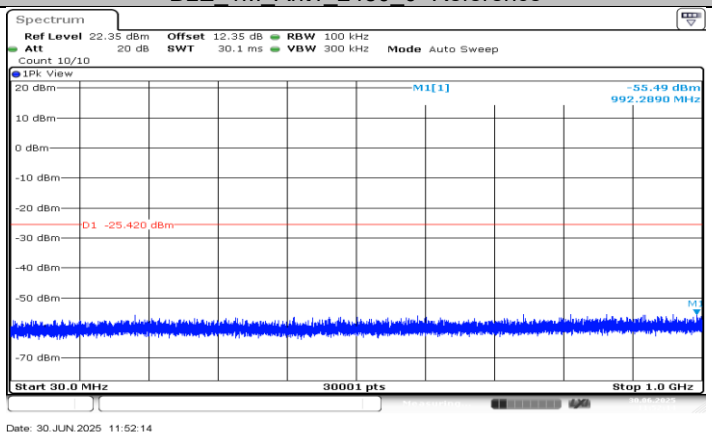


BLE_1M_Ant1_2480_30~1000

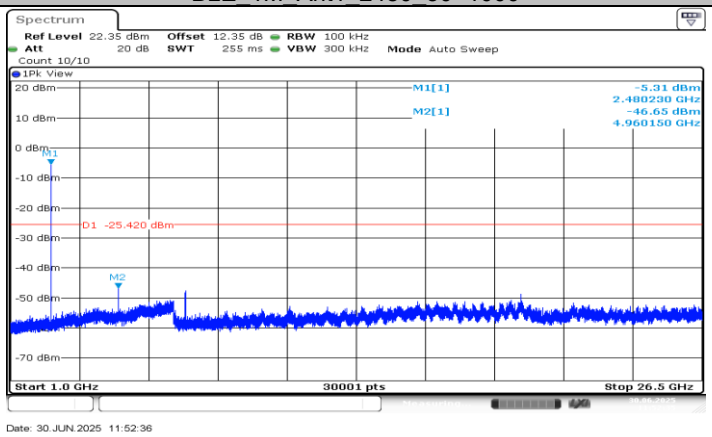


BLE_1M_Ant1_2480_1000~26500


*This report shall not be reproduced except in full, without the written approval of UL Verification Services (Guangzhou) Co., Ltd, Song Shan Lake Branch.*

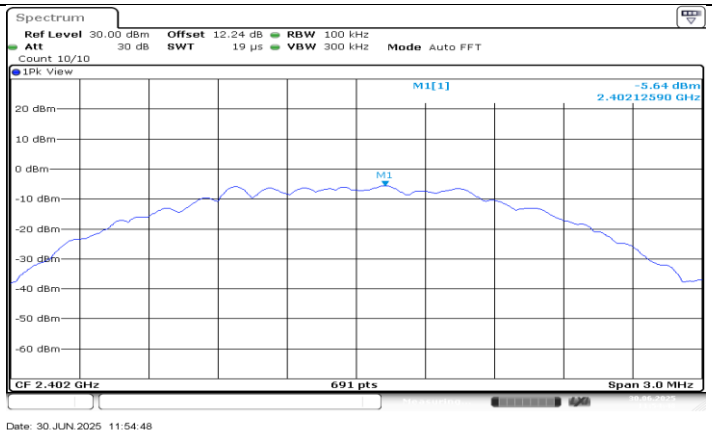


BLE_2M_Ant1_2402_0~Reference

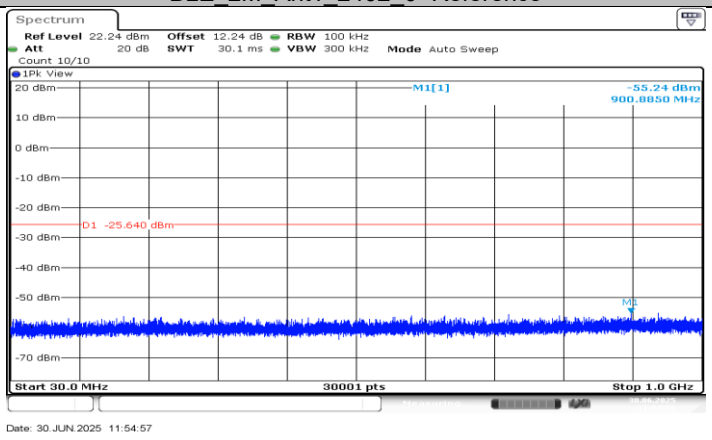


BLE_2M_Ant1_2402_30~1000

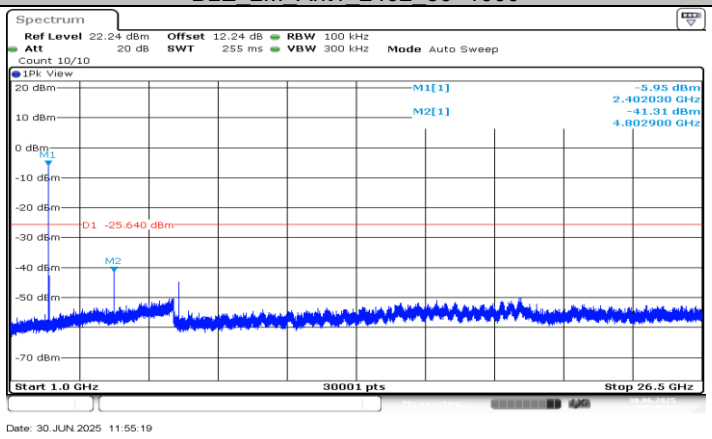


BLE_2M_Ant1_2402_1000~26500


*This report shall not be reproduced except in full, without the written approval of UL Verification Services (Guangzhou) Co., Ltd, Song Shan Lake Branch.*

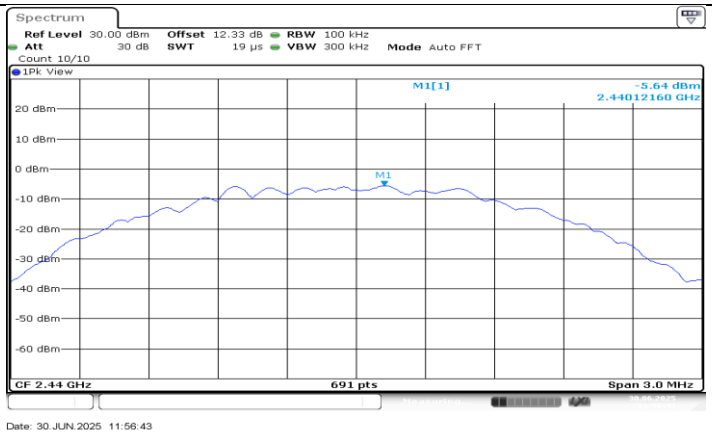


BLE_2M_Ant1_2440_0~Reference

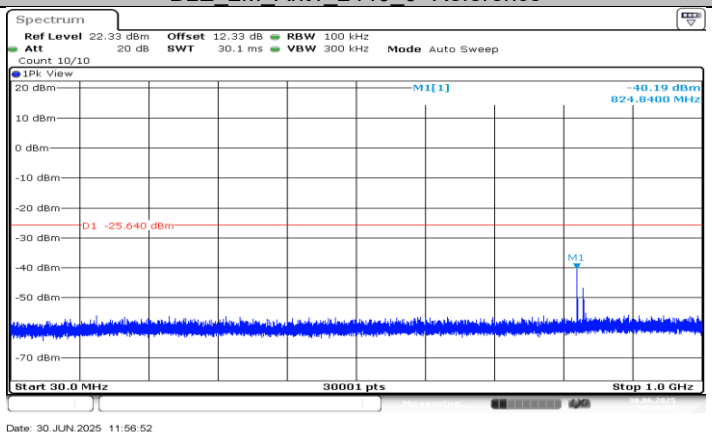


BLE_2M_Ant1_2440_30~1000

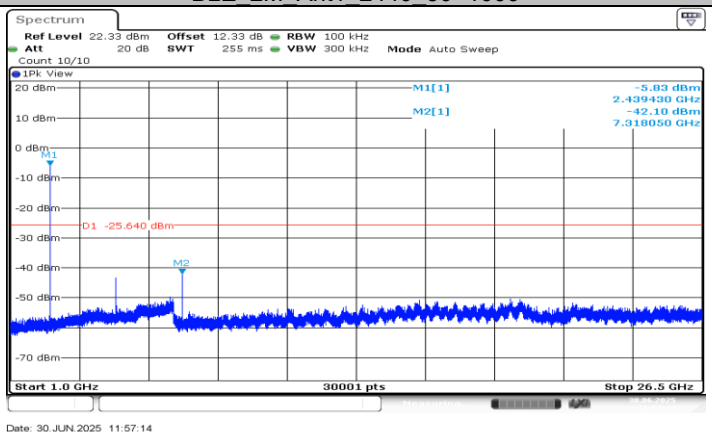


BLE_2M_Ant1_2440_1000~26500


*This report shall not be reproduced except in full, without the written approval of UL Verification Services (Guangzhou) Co., Ltd, Song Shan Lake Branch.*

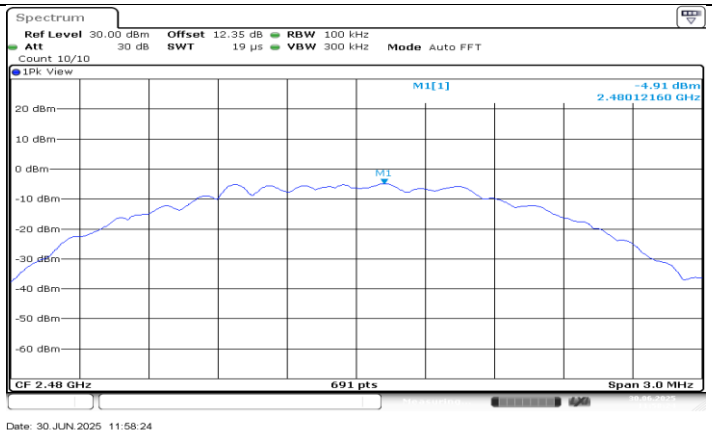


BLE_2M_Ant1_2480_0~Reference

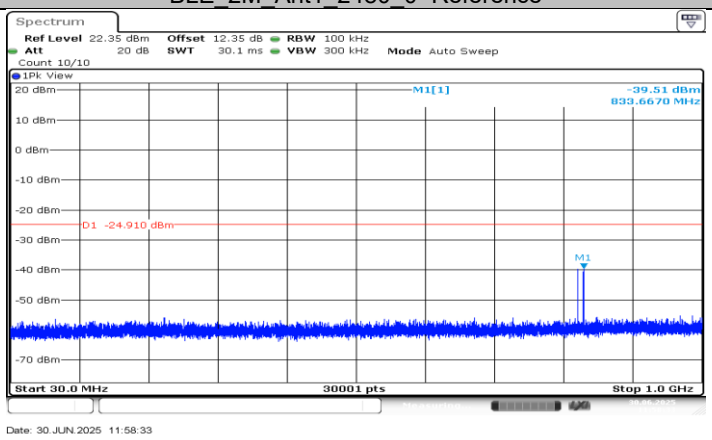


BLE_2M_Ant1_2480_30~1000

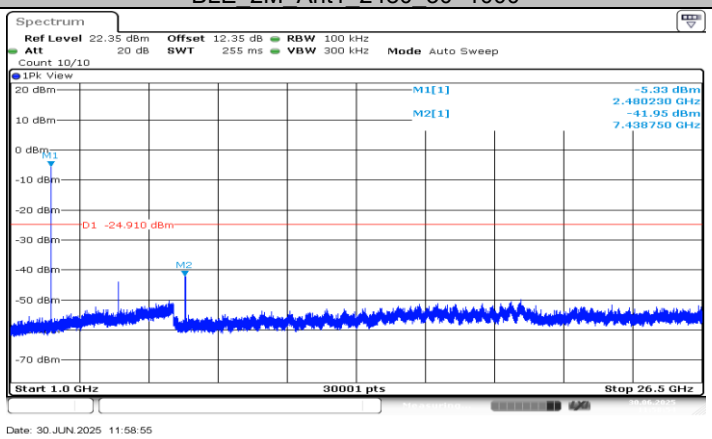


BLE_2M_Ant1_2480_1000~26500


*This report shall not be reproduced except in full, without the written approval of UL Verification Services (Guangzhou) Co., Ltd, Song Shan Lake Branch.*

## 11.7. APPENDIX G: DUTY CYCLE

### 11.7.1. Test Result

| Test Mode | On Time (msec) | Period (msec) | Duty Cycle x (Linear) | Duty Cycle (%) | Duty Cycle Correction Factor (dB) | 1/T Minimum VBW (kHz) | Final setting For VBW (kHz) |
|---|---|---|---|---|---|---|---|
| BLE_1M | 100.00 | 100.00 | 1.0000 | 100.00 | 0.00 | 0.01 | 0.01 |
| BLE_2M | 100.00 | 100.00 | 1.0000 | 100.00 | 0.00 | 0.01 | 0.01 |

Note:
Duty Cycle Correction Factor=10log (1/x).
Where: x is Duty Cycle (Linear)
Where: T is On Time
If that calculated VBW is not available on the analyzer then the next higher value should be used.


*This report shall not be reproduced except in full, without the written approval of UL Verification Services (Guangzhou) Co., Ltd, Song Shan Lake Branch.*

### 11.7.2. Test Graphs

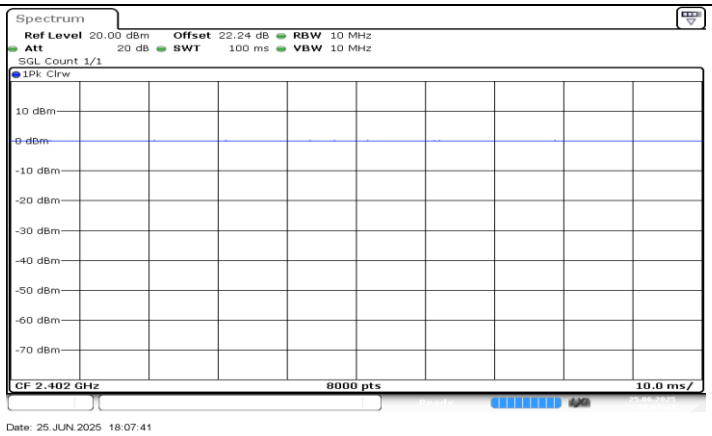


BLE_1M_Ant1_2402

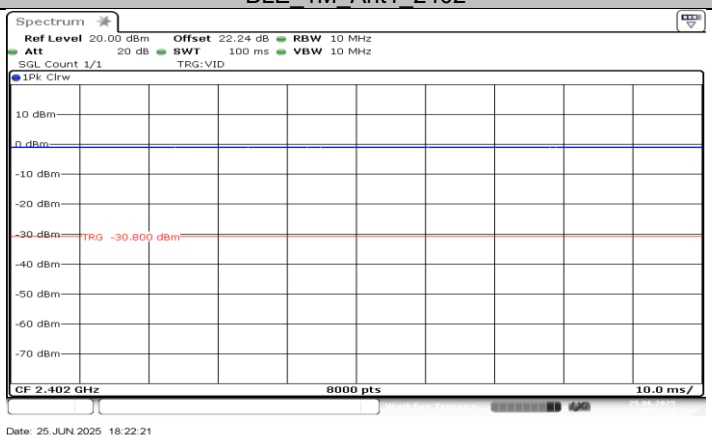


BLE_2M_Ant1_2402

## END OF REPORT


*This report shall not be reproduced except in full, without the written approval of UL Verification Services (Guangzhou) Co., Ltd, Song Shan Lake Branch.*