Y05

Foldable Bluetooth Headphones

User Manual

1.0 Product description

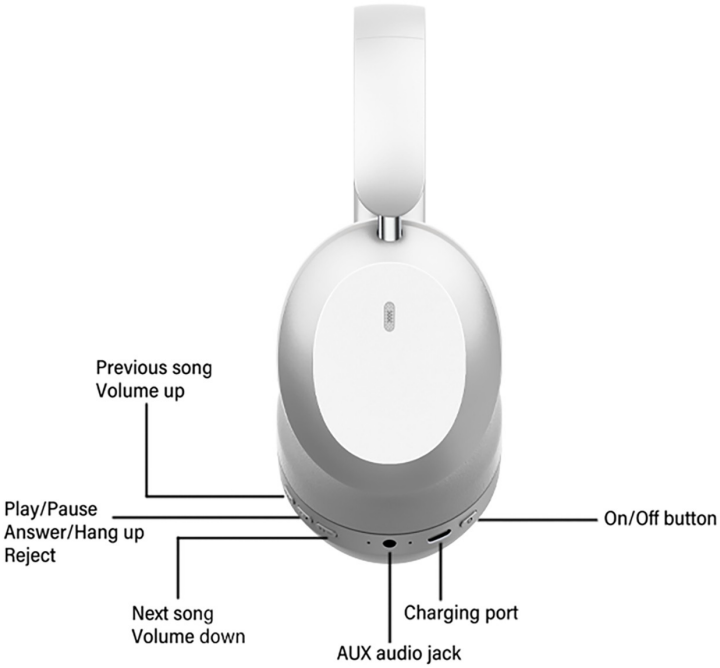

User manual*1

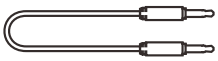

AUX audio cable*1

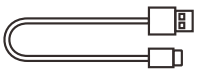

Type-C cable*1

2.0 Specifications

Speaker size	Φ40.0mm
Call duration	About 30 hours
Charging time	2 hours
Standby time	100 hours
Bluetooth version	V 5.4
Playtime	48 hours
SNR	110Db
Weight	236 g / 8.3 oz
Battery capacity	300mAh
Transmission range	⩾10m
Bluetooth frequency	2.402-2.480GHz

3.0 Key function guide

X1: Press once **Hold:** Press and hold

	X 1		**Activeate Siri** Short press to switch to the previous song
	Hold		**On/Off button** Press and hold the power button 3S to turn on, press and hold the power button 3S to turn off
	X 1		**Previous song** Short press to switch to the previous song
	Hold		**Volume up** Long press to increase the volume
	X 1		**Play/Pause** In music mode: Short press to switch between play/pause
	X 1		**Answer/Hang up** Short press on/off button to answer/hang up call
	Hold		**Reject** In phone mode: Long press 2S to reject the call
	X 1		**Next song** Short press to switch to the next song
	Hold		**Volume down** Long press to decrease the volume

4.0 Indicator

	Steady red	Charging status
	Rapidly flashing blue and red	Pairing mode

5.0 Bluetooth pairing

Steps:

Turn on the headphones and enable Bluetooth on your mobile phone. Search for the "Y05" and connect to the headphones.

Device

6.0 Charging

When the headphones are either powered on or powered off, plug in a Type-C charging cable, and the headphone power light will stay red while charging and turn off after fully charged.
(Note: Plugging in the charging cable while the headphones are powered on will result in the headphones automatically turning off.)

7.0 Aux audio cable

1. When the headphones are powered off, insert a 3.5mm AUX audio cable to play music from a phone or other player to experience Hi-Res sound quality.
2. When the headphones are powered on, inserting a 3.5mm AUX audio cable will automatically turn off the headphones.
(Note: Using this function while the headphones are charging is not recommended.)

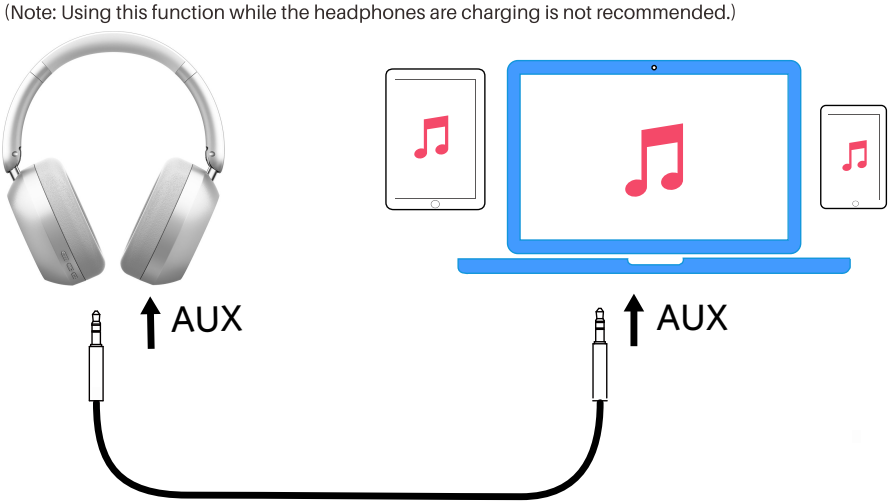

8.0 Disclaimers

Y05 reserves the right of final interpretation of this manual and the design and specifcations are subject to change without notice.

FCC Statement

This device complies with part 15 of the FCC rules. Operation is subject to the following two conditions: (1) this device may not cause harmful interference, and (2) this device must accept any interference received, including interference that may cause undesired operation.

Changes or modifications not expressly approved by the party responsible for compliance could void the user's authority to operate the equipment.

NOTE: This equipment has been tested and found to comply with the limits for a Class B digital device, pursuant to part 15 of the FCC Rules. These limits are designed to provide reasonable protection against harmful interference in a residential installation. This equipment generates uses and can radiate radio frequency energy and, if not installed and used in accordance with the instructions, may cause harmful interference to radio communications. However, there is no guarantee that interference will not occur in a particular installation. If this equipment does cause harmful interference to radio or television reception, which can be determined by turning the equipment off and on, the user is encouraged to try to correct the interference by one or more of the following measures:

- Reorient or relocate the receiving antenna.
- Increase the separation between the equipment and receiver.
- Connect the equipment into an outlet on a circuit different from that to which the receiver is connected.
- Consult the dealer or an experienced radio/TV technician for help.

The device has been evaluated to meet general RF exposure requirement. The device can be used in portable exposure condition without restriction.