RF TEST REPORT

Product Name: VOBBLE INTERACTIVE AUDIO PLAYER

Model Name: VP2025A

FCC ID: 2BPBE-VP2025A

Issued For : Avie-Vinson Entertainment Inc.

16192 Coastal Highway, Lewes, Delaware 19958, County of Sussex

Issued By : Shenzhen LGT Test Service Co., Ltd.

Room 205, Building 13, Zone B, Zhenxiong Industrial Park, No.177, Renmin West Road, Jinsha, Kengzi Street, Pingshan District, Shenzhen, Guangdong, China

Report Number:	LGT25E015RF07
Sample Received Date:	May 07, 2025
Date of Test:	May 07, 2025 ~ June 13, 2025
Date of Issue:	June 13, 2025

The test report is effective only with both signature and specialized stamp. This report shall not be reproduced except in full without the written approval of the Laboratory. The results in this report only apply to the tested sample.

TEST REPORT CERTIFICATION

Applicant:	Avie-Vinson Entertainment Inc.
Address:	16192 Coastal Highway, Lewes, Delaware 19958, County of Sussex
Manufacturer:	Shenzhen Ruizu Digital Technology Co.,Ltd.
Address:	Room 203, Building 6, Fuqiao Fifth Industrial Zone, Qiaotou Community, Shenzhen, Guangdong, China
Product Name:	VOBBLE INTERACTIVE AUDIO PLAYER
Trademark:	N/A
Model Name:	VP2025A
Sample Status:	Normal

APPLICABLE STANDARDS	
STANDARD	TEST RESULTS
FCC Part 22H and 24E, 27 KDB 971168 D01 v03r01, ANSI C63.26(2015)	PASS

Prepared by:

Zane Shan

Zane Shan
Engineer

Approved by:

Vita Li
Technical Director

Table of Contents **Page**

1. TEST FACTORY & MEASUREMENT UNCERTAINTY **5**

2. GENERAL INFORMATION **6**

3. CONDUCTED OUTPUT POWER **13**

4. RADIATED POWER AND EFFECTIVE ISOTROPIC RADIATED POWER **14**

5. RADIATED SPURIOUS EMISSION **16**

6. FREQUENCY STABILITY **18**

APPENDIX I-PHOTOS OF TEST SETUP **19**

APPENDIX II-TEST DATA **19**

CONDUCTED OUTPUT POWER 19

FREQUENCY STABILITY 34

PEAK-TO-AVERAGE RATIO 39

OCCUPIED BANDWIDTH 84

BAND EDGE 129

OUT-OF-BAND EMISSIONS 308

RADIATED SPURIOUS EMISSION 353

Revision History

Rev.	Issue Date	Contents
00	June 13, 2025	Initial Issue

1. TEST FACTORY & MEASUREMENT UNCERTAINTY

1.1 TEST FACTORY

Company Name:	Shenzhen LGT Test Service Co., Ltd.
Address:	Room 205, Building 13, Zone B, Zhenxiong Industrial Park, No.177, Renmin West Road, Jinsha, Kengzi Street, Pingshan District, Shenzhen, Guangdong, China
Accreditation Certificate:	A2LA Certificate No.: 6727.01
	FCC Registration No.: 746540
	CAB ID: CN0136

1.2 MEASUREMENT UNCERTAINTY

The reported uncertainty of measurement y ± U, where expended uncertainty U is based on a standard uncertainty multiplied by a coverage factor of k=2, providing a level of confidence of approximately 95 %.

No.	Item	Uncertainty
1	Occupied Channel Bandwidth	±0.46%
2	RF Output Power, Conducted	±0.71dB
3	Power Spectral Density, Conducted	±1.57dB
4	Unwanted Emission, Conducted	±0.63dB
5	Conducted emission	±2.80dB
6	All Emissions, Radiated (0.009-30MHz)	±2.16dB
7	All Emissions, Radiated (30MHz-1GHz)	±4.61dB
8	All Emissions, Radiated (1GHz-18GHz)	±5.49dB
9	Temperature	±0.5°C
10	Humidity	±2%
11	Duty Cycle	±2.3%

Note: The measurement uncertainty is not included in the test result.

2. GENERAL INFORMATION

2.1 TECHNICAL SPECIFICATIONS AND REGULATIONS

2.1.1 PRODUCT DESCRIPTION

A major technical description of EUT is described as following:

Product Name:	VOBBLE INTERACTIVE AUDIO PLAYER
Trademark:	N/A
Model Name:	VP2025A
Series Model:	N/A
Model Difference:	N/A
Frequency Bands:	Band 2/4/5/12/13
SIM Card:	Only supports one SIM card.
Antenna Type:	FPC
Antenna gain:	Band 2: 2.0dBi, Band 4: 2.9dBi, Band 5: 0.3dBi, Band 12: -2.2dBi, Band 13: -2.2dBi
Rating:	Input: DC 5V 2A
Battery:	Capacity: 1800mAh Rated Voltage: 3.8V
Extreme Vol. Limits:	3.4V to 4.3V (Nominal 3.8V)
Extreme Temp. Tolerance:	0℃ to +40℃
Hardware Version:	MTK 6737
Software Version:	Android 8.1

Note: The antenna information refer the manufacturer provide report, applicable only to the tested sample identified in the report.

2.1.2 PRODUCT SPECIFICATION SUBJECTIVE TO THIS STANDARD

Product Specification Subjective To This Standard	
Tx Frequency	LTE Band 2:1850~1910MHz LTE Band 4:1710~1755MHz LTE Band 5: 824~849MHz LTE Band 12: 699-716MHz LTE Band 13: 777-787MHz
Rx Frequency	LTE Band 2: 1930-1990MHz LTE Band 4: 2110-2155MHz LTE Band 5: 869-894MHz LTE Band 12: 729-746MHz LTE Band 13: 746-756MHz
Bandwidth	LTE Band 2: 1.4MHz / 3MHz / 5MHz / 10MHz / 15MHz / 20MHz LTE Band 4: 1.4MHz / 3MHz / 5MHz / 10MHz / 15MHz /20MHz LTE Band 5: 1.4MHz / 3MHz / 5MHz / 10MHz LTE Band 12: 1.4MHz / 3MHz / 5MHz / 10MHz LTE Band 13: 5MHz / 10MHz
Type of Modulation	QPSK/16QAM

2.1.3 TEST CONFIGURATION OF EQUIPMENT UNDER TEST

Antenna port conducted and radiated test items listed below are performed according to KDB 971168 D01 v03r01 and ANSI C63.26 2015 Power Meas. License Digital Systems with maximum output power. Radiated measurements are performed by rotating the EUT in three different orthogonal test planes tofind the maximum emission.

Remark:

1. The mark ‘v’means that this configuration is chosen for testing
2. The mark ‘-’means that this bandwidth is not supported.
3. The device is investigated from 30MHz to 10 times of fundamental signal for radiated.

ITEMS	Band	Bandwidth (MHz)						Modulation		RB #			Test Channel		
		1.4	3	5	10	15	20	QPSK	16QAM	1	Half	Full	L	M	H
E.R.P.& E.I.R.P.	2	v	v	v	v	v	v	v	v	v	v	v	v	v	v
	4	v	v	v	v	v	v	v	v	v	v	v	v	v	v
	5	v	v	v	v			v	v	v	v	v	v	v	v
	12	v	v	v	v			v	v	v	v	v	v	v	v
	13			v	v			v	v	v	v	v	v	v	v
Peak&Avera Ratio	2	v	v	v	v	v	v	v	v	v			v	v	v
	4	v	v	v	v	v	v	v	v	v			v	v	v
	5	v	v	v	v			v	v	v			v	v	v
	12	v	v	v	v			v	v	v			v	v	v
	13			v	v			v	v	v			v	v	v
26dB&99% Bandwidth	2	v	v	v	v	v	v	v	v			v	v	v	v
	4	v	v	v	v	v	v	v	v			v	v	v	v
	5	v	v	v	v			v	v			v	v	v	v
	12	v	v	v	v			v	v			v	v	v	v
	13			v	v			v	v			v	v	v	v
Conducted Band Edge	2	v	v	v	v	v	v	v	v	v		v	v	v	v
	4	v	v	v	v	v	v	v	v	v		v	v	v	v
	5	v	v	v	v			v	v	v		v	v	v	v
	12	v	v	v	v			v	v	v		v	v	v	v
	13			v	v			v	v	v		v	v	v	v
Conducted Spurious Emission	2	v	v	v	v	v	v	v	v			v	v	v	v
	4	v	v	v	v	v	v	v	v			v	v	v	v
	5	v	v	v	v			v	v			v	v	v	v
	12	v	v	v	v			v	v			v	v	v	v
	13			v	v			v	v			v	v	v	v
Frequency Stability	2						v	v	v			v		v	
	4						v	v	v			v		v	
	5				v			v	v			v		v	
	12				v			v	v			v		v	
	13				v			v	v			v		v	
Radiated Spurious Emission	2						v	v		v			v	v	v
	4						v	v		v			v	v	v
	5				v			v		v			v	v	v

	12				v			v		v			v	v	v
	13				v			v		v			v	v	v

2.1.4 RELATED SUBMITTAL(S) / GRANT (S)

This submittal(s) (test report) is intended for filing to comply with the 47 CFR Part 2, 22H, 24(E), 27.

2.1.5 SPECIAL ACCESSORIES

The battery and the charger, earphone supplied by the applicant were used as accessories and being tested with eut intended for fcc grant together.

2.1.6 EUT CONFIGURATION

The EUT configuration for testing is installed on RF field strength measurement to meet the Commission's requirement and operating in a manner which intends to maximize its emission characteristics in a continuous normal application.

2.1.7 EUT EXERCISE

The Transmitter was operated in the maximum output power mode through Communication Tester. The TX frequency was fixed which was for the purpose of the measurements.

2.1.8 CONFIGURATION OF EUT SYSTEM

The EUT configuration for testing is installed on RF field strength measurement to meet the Commission's requirement and operating in a manner which intends to maximize its emission characteristics in a continuous normal application.

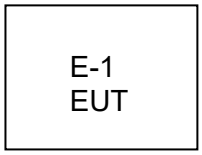

Table 2-1 Equipment Used in EUT System

Item	Equipment	Model No.	Length	Note
N/A				N/A

Note:

(1) For detachable type I/O cable should be specified the length in cm in『Length』column.

(2) "YES" is means "with core"; "NO" is means "without core".

2.1.9MEASUREMENT INSTRUMENTS

The radiated emission testing was performed according to the procedures of ANSI C63.26 2015 and FCC CFR 47 rules of 2.1046, 2.1047, 2.1049, 2.1051, 2.1053, 2.1055, 2.1057.

Radiated Test equipment					
Equipment	**Manufacturer**	**Model No.**	**Serial No.**	**Cal. Date**	**Cal. Until**
EMI Test Receiver	R&S	ESU8	100372	2025.03.06	2026.03.05
Active loop Antenna	ETS	6502	00049544	2025.03.11	2028.03.10
Spectrum Analyzer	Keysight	N9010B	MY60242508	2025.03.05	2026.03.04
Trilog Broadband Antenna (30M-1G)	SCHWARZBECK	VULB 9168	2705	2024.05.17	2027.05.16
Horn Antenna(1-18G)	SCHWARZBECK	3115	10SL0060	2025.03.10	2028.03.09
Horn Antenna(18-40G)	SCHWARZBECK	BBHA 9170	685	2023.10.23	2026.10.22
Pre-amplifier(30M-1G)	EMtrace	RP01A	02019	2025.03.06	2026.03.05
Pre-amplifier(1-26.5G)	Agilent	8449B	3008A4722	2025.03.06	2026.03.05
Pre-amplifier(18-40G)	SCHWARZBECK	BBV 9721	9721-019	2024.10.21	2025.10.20
Wireless Communications Test Set	R&S	CMW 500	137737	2025.03.05	2026.03.04
Antenna Tower	SAEMC	BK-4AT-BS-D	SK2021093008	N.A	N.A
Temperature & Humidity	JINGCHUANG	BT-3	N.A	2025.03.10	2026.03.09
Testing Software	EMC-I_V1.4.0.3_SKET				

Conducted Test equipment					
Equipment	**Manufacturer**	**Model No.**	**Serial No.**	**Cal. Date**	**Cal. Until**
Signal Analyzer	Keysight	N9010B	MY60242508	2025.03.05	2026.03.04
Signal Analyzer	Keysight	N9020A	MY52510057	2025.03.05	2026.03.04
Signal Analyzer	R&S	FSV40-N	102245	2025.02.17	2026.02.16
Wireless Communications Test Set	R&S	CMW 500	137737	2025.03.05	2026.03.04
MXG Vector Signal Generator	Keysight	N5182B	MY59100717	2025.03.05	2026.03.04
RF Automatic Test system	MW	MW200-RFCB	MW220322LG	2025.03.06	2026.03.05
Temperature & Humidity	JINGCHUANG	BT-3	N.A	2025.03.10	2026.03.09
Temperature& Humidity test chamber	AISRY	LX-1000L	171200018	2024.08.05	2025.08.04
Attenuator	eastsheep	90db	N.A	2025.03.06	2026.03.05
Digital multimeter	MASTECH	MS8261	MBGBC83053	2025.03.05	2026.03.04
DC source	Jiuyuan	QJ6010E	N.A	2025.03.09	2026.03.08
Testing Software	MTS8200_ V2.0.0.0_MW				

3. CONDUCTED OUTPUT POWER

3.1 DESCRIPTION OF THE CONDUCTED OUTPUT POWER MEASUREMENT

3.1.1 MEASUREMENT METHOD

A system simulator was used to establish communication with the eut. Its parameters were set to force the eut transmitting at maximum output power. The measured power in the radio frequency on the transmitter output terminals shall be reported.
Configuration follows KDB 971168 D01 v03r01.

3.1.2 TEST SETUP



3.1.3 TEST PROCEDURES

1. The transmitter output port was connected to system simulator.

2. Set EUT at maximum power through the system simulator.

3. Select lowest/middle/highest channels for each band and different modulation.

4. Measure and record the power level from the system simulator.

3.1.4 TEST RESULTS

Note: Test chart See Appendix II

4. RADIATED POWER AND EFFECTIVE ISOTROPIC RADIATED POWER

4.1 DESCRIPTION OF THE ERP/EIRP MEASUREMENT

4.1.1 MEASUREMENT METHOD

Effective radiated power output measurements by substitution method according to ANSI C63.26 2015, and the spectrum analyzer configuration follows KDB 971168 D01 Power Meas.
License Digital Systems. Mobile and portable (hand-held) stations operating are limited to average ERP, Equivalent isotropic radiated power output measurements by substitution method according to ANSI C63.26 2015, and the spectrum analyzer configuration follows KDB 971168 D01 Power Meas, Mobile and portable (hand-held) stations operating are limited to average EIRP.

4.1.2 TEST SETUP

The procedure of radiated spurious emissions is as follows:
a) Pre-calibration With pre-calibration method, the Radiated Spurious Emissions(RSE) is calculated as, RSE=Rx（dBuV）+CL（dB）+SA（dB）+Gain（dBi）-107（dBuV to dBm）The SA is calibrated using following setup.

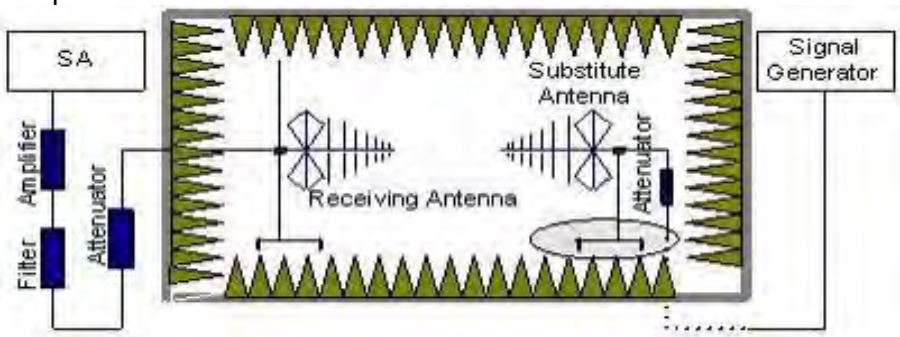

b) EUT was placed on a 1.5m non-conductive stand at a 3 m test distance from the receive antenna. A receiving antenna was placed on the antenna mast 3 m from the test item for emission measurements. The height of receiving antenna is 0.8m. The test setup refers to figure below. Detected emissions were maximized at each frequency by rotating the test item and adjusting the receiving antenna polarization. The radiated emission measurements of all non-harmonic and harmonics of the transmit frequency through the 10th harmonic measured with peak detector and 1MHz bandwidth.



Radiated emissions measurements were made only at the upper, middle, and lower carrier frequencies It was decided that measurements at these three carrier frequencies would be sufficient to demonstrate compliance with emissions limits because it was seen that all the significant spurs occur well outside the band and no radiation was seen from a carrier in one block of any band into any of the other blocks.
The substitution method is used. Substitution values at each frequency are measured before and saved to the test software. A "reference path loss" is established and the ARpl is the attenuation of “reference path loss”, and including the gain of receive antenna, the gain of the preamplifier, the cable loss and the air loss. The measurement results are obtained as described below:
Power=PMea+ARpl

4.1.3 TEST PROCEDURES

1. The testing follows FCC KDB 971168 D01v03r01 Section 5.6 and ANSI C63.26 2015 Section 5.2.

2. The EUT was placed on a non-conductive rotating platform 1.5 meters high in a semi-anechoic chamber. The radiated emission at the fundamental frequency was measured at 3 m with a test antenna and a spectrum analyzer with Peak detector.
3. During the measurement, the system simulator parameters were set to force the EUTtransmitting at maximum output power. The maximum emission was recorded from analyzer power level (LVL) from the 360 degrees rotation of the turntable and the test antenna raised and lowered over a range from 1 to 4 m in both horizontally and vertically polarized orientations.
4. Effective Isotropic Radiated Power (EIRP) was measured by substitution method according to ANSI C63.26 2015. The EUT was replaced by dipole antenna (substitution antenna) at same location and then a known power from S.G. was applied into the dipole antenna through a Tx cable, and then recorded the maximum Analyzer reading through raised and lowered the test antenna. EIRP=S.G Level+ Gain-Cable loss; ERP=S.G Level+ Gain-Cable loss-2.15.

5. RB Set greater than bandwidth, VB Set spectrum analyzer Maximum support.

4.1.4 TEST RESULTS

Note: Test is divided into three directions, X/Y/Z. X pattern for the worst.
Note: Test chart See Appendix II

5. RADIATED SPURIOUS EMISSION

5.1 DESCRIPTION OF RADIATED SPURIOUS EMISSION

5.1.1 MEASUREMENT METHOD

The radiated spurious emission was measured by substitution method according to ANSI C63.26 2015. The power of any emission outside of the authorized operating frequency ranges must be attenuated below the transmitter power (P) by a factor of at least 43 + 10 log (P) dB.
For Band 7 The power of any emission outside of the authorized operating frequency ranges must attenuated below the transmitter power (P) by a factor of at least 55 + 10 log (P) dB. The spectrum is scanned from 30 MHz up to a frequency including its 10th harmonic.

5.1.2 TEST SETUP

The procedure of radiated spurious emissions is as follows:
a) Pre-calibration With pre-calibration method, the Radiated Spurious Emissions(RSE) is calculated as, RSE=Rx（dBuV）+CL（dB）+SA（dB）+Gain（dBi）-107（dBuV to dBm）The SA is calibrated using following setup.
b) EUT was placed on 1.5 m non-conductive stand at a 3 m test distance from the receive antenna. A receiving antenna was placed on the antenna mast 3 m from the test item for emission measurements. The height of receiving antenna is 0.8m. The test setup refers to figure below. Detected emissions were maximized at each frequency by rotating the test item and adjusting the receiving antenna polarization. The radiated emission measurements of all non-harmonic and harmonics of the transmit frequency through the 10th harmonic measured with peak detector and 1MHz bandwidth.
Radiated emissions measurements were made only at the upper, middle, and lower carrier frequencies It was decided that measurements at these three carrier frequencies would be sufficient to demonstrate compliance with emissions limits because it was seen that all the significant spurs occur well outside the band and no radiation was seen from a carrier in one block of any band into any of the other blocks.
The substitution method is used. Substitution values at each frequency are measured before and saved to the test software. A "reference path loss" is established and the ARpl is the attenuation of “reference path loss”, and including the gain of receive antenna, the gain of the preamplifier, the cable loss and the air loss. The measurement results are obtained as described below: Power=PMea+ARpl
For radiated test from 30MHz to 1GHz

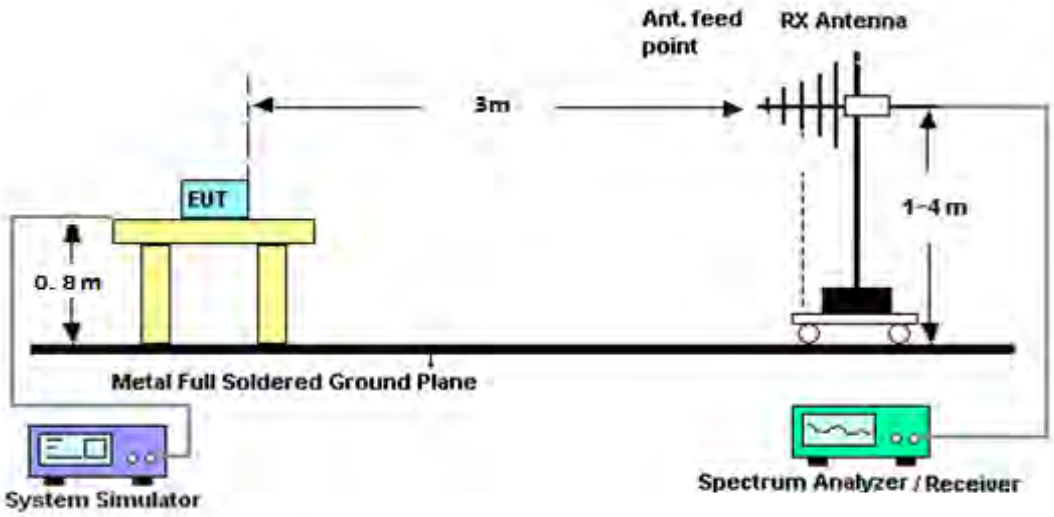

For radiated test from above 1GHz

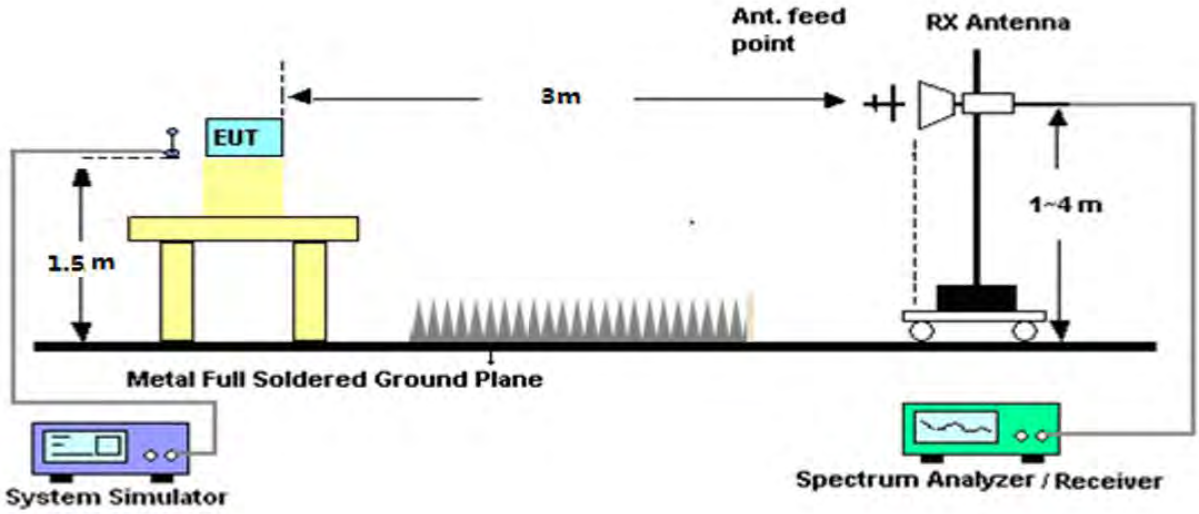

5.1.3 TEST PROCEDURES

1. The testing FCC KDB 971168 D01 Section 7 and ANSI C63.26 2015 Section 5.5.

2. The EUT was placed on a rotatable wooden table with 1.5 meter above ground.

3. The EUT was set 3 meters from the receiving antenna, which was mounted on the antenna tower.

4. The table was rotated 360 degrees to determine the position of the highest spurious emission.

5. The height of the receiving antenna is varied between one meter and four meters to search the maximum spurious emission for both horizontal and vertical polarizations

6. Make the measurement with the spectrum analyzer's RBW = 1MHz, VBW = 3MHz, taking the record of maximum spurious emission.

7. A horn antenna was substituted in place of the EUT and was driven by a signal generator.

8. Tune the output power of signal generator to the same emission level with EUT maximum spurious emission.

9. Taking the record of output power at antenna port.

10. Repeat step 7 to step 8 for another polarization.

11. The RF fundamental frequency should be excluded against the limit line in the operating frequency band.

The limit line is derived from 43 + 10log(P)dB below the transmitter power P(Watts)
= P(W)- [43 + 10log(P)] (dB)
= [30 + 10log(P)] (dBm) - [43 + 10log(P)] (dB)
= -13dBm
.
For Band 7:
The limit line is derived from 55 + 10log(P)dB below the transmitter power P(Watts)
= [30 + 10log(P)] (dBm) - [55 + 10log(P)] (dB)
= -25dBm
PMea=S.G Level+ Ant-Cable loss; Margin=PMea-Limit.

5.1.4 TEST RESULTS

Note: Test chart See Appendix II

6. FREQUENCY STABILITY

6.1 DESCRIPTION OF FREQUENCY STABILITY MEASUREMENT

6.1.1 MEASUREMENT METHOD

The frequency stability shall be measured by variation of ambient temperature and variation of primary supply voltage to ensure that the fundamental emission stays within the authorized frequency block. The frequency stability of the transmitter shall be maintained within ±0.00025% (±2.5ppm) of the center frequency.

6.1.2 TEST SETUP

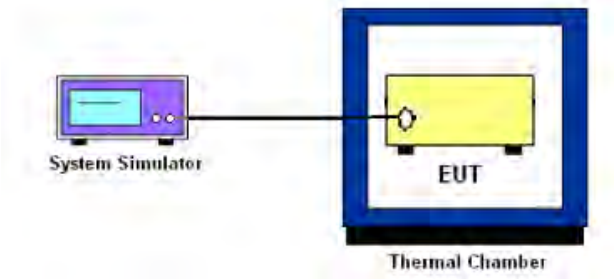

6.1.3 TEST PROCEDURES FOR TEMPERATURE VARIATION

1. The EUT was set up in the thermal chamber and connected with the system simulator.

2. With power OFF, the temperature was decreased to -30°C and the EUT was stabilized before testing. Power was applied and the maximum change in frequency was recorded within one minute.
3. With power OFF, the temperature was raised in 10°C step up to 50°C. The EUT was stabilized at each step for at least half an hour. Power was applied and the maximum frequency change was recorded within one minute.

6.1.4 TEST PROCEDURES FOR VOLTAGE VARIATION

1. The testing follows FCC KDB 971168 D01v01r03 Section 9.

2. The EUT was placed in a temperature chamber at 25±5° C and connected with the system simlator.

3. The power supply voltage to the EUT was varied from 85% to 115% of the nominal value measured at the input to the EUT.

4. The variation in frequency was measured for the worst case.

6.1.5 TEST RESULTS

Note: Test chart See Appendix II

APPENDIX I-PHOTOS OF TEST SETUP

Note: Please see the attached RF_Test Setup photos for FCC ID & IC.

APPENDIX II-TEST DATA

Conducted output power

Band	Bandwidth (MHz)	UL Channel	RB Size	RB Position	Modulation	Power (dBm)	Gain (dB)	EIRP (dBm)	EIRP Limit (dBm)	Verdict
Band2	1.4	18607	1	#0	QPSK	21.93	2	23.93	33.01	PASS
Band2	1.4	18607	1	#Mid	QPSK	21.68	2	23.68	33.01	PASS
Band2	1.4	18607	1	#Max	QPSK	21.22	2	23.22	33.01	PASS
Band2	1.4	18607	3	#0	QPSK	20.84	2	22.84	33.01	PASS
Band2	1.4	18607	3	#Mid	QPSK	20.71	2	22.71	33.01	PASS
Band2	1.4	18607	3	#Max	QPSK	20.49	2	22.49	33.01	PASS
Band2	1.4	18607	6	#0	QPSK	20.64	2	22.64	33.01	PASS
Band2	1.4	18607	1	#0	16QAM	21.02	2	23.02	33.01	PASS
Band2	1.4	18607	1	#Mid	16QAM	21.09	2	23.09	33.01	PASS
Band2	1.4	18607	1	#Max	16QAM	21.03	2	23.03	33.01	PASS
Band2	1.4	18607	3	#0	16QAM	21.15	2	23.15	33.01	PASS
Band2	1.4	18607	3	#Mid	16QAM	21.06	2	23.06	33.01	PASS
Band2	1.4	18607	3	#Max	16QAM	21.12	2	23.12	33.01	PASS
Band2	1.4	18607	6	#0	16QAM	20.07	2	22.07	33.01	PASS
Band2	1.4	18900	1	#0	QPSK	21.23	2	23.23	33.01	PASS
Band2	1.4	18900	1	#Mid	QPSK	21.27	2	23.27	33.01	PASS
Band2	1.4	18900	1	#Max	QPSK	21.32	2	23.32	33.01	PASS
Band2	1.4	18900	3	#0	QPSK	20.16	2	22.16	33.01	PASS
Band2	1.4	18900	3	#Mid	QPSK	20.19	2	22.19	33.01	PASS
Band2	1.4	18900	3	#Max	QPSK	20.22	2	22.22	33.01	PASS
Band2	1.4	18900	6	#0	QPSK	20.18	2	22.18	33.01	PASS
Band2	1.4	18900	1	#0	16QAM	20.28	2	22.28	33.01	PASS
Band2	1.4	18900	1	#Mid	16QAM	20.35	2	22.35	33.01	PASS
Band2	1.4	18900	1	#Max	16QAM	20.27	2	22.27	33.01	PASS
Band2	1.4	18900	3	#0	16QAM	20.43	2	22.43	33.01	PASS
Band2	1.4	18900	3	#Mid	16QAM	20.35	2	22.35	33.01	PASS
Band2	1.4	18900	3	#Max	16QAM	20.40	2	22.40	33.01	PASS
Band2	1.4	18900	6	#0	16QAM	19.24	2	21.24	33.01	PASS
Band2	1.4	19193	1	#0	QPSK	21.17	2	23.17	33.01	PASS
Band2	1.4	19193	1	#Mid	QPSK	21.04	2	23.04	33.01	PASS
Band2	1.4	19193	1	#Max	QPSK	20.79	2	22.79	33.01	PASS
Band2	1.4	19193	3	#0	QPSK	20.12	2	22.12	33.01	PASS
Band2	1.4	19193	3	#Mid	QPSK	20.01	2	22.01	33.01	PASS
Band2	1.4	19193	3	#Max	QPSK	19.92	2	21.92	33.01	PASS
Band2	1.4	19193	6	#0	QPSK	20.02	2	22.02	33.01	PASS
Band2	1.4	19193	1	#0	16QAM	19.55	2	21.55	33.01	PASS
Band2	1.4	19193	1	#Mid	16QAM	19.65	2	21.65	33.01	PASS
Band2	1.4	19193	1	#Max	16QAM	19.57	2	21.57	33.01	PASS
Band2	1.4	19193	3	#0	16QAM	19.89	2	21.89	33.01	PASS
Band2	1.4	19193	3	#Mid	16QAM	19.83	2	21.83	33.01	PASS
Band2	1.4	19193	3	#Max	16QAM	19.93	2	21.93	33.01	PASS
Band2	1.4	19193	6	#0	16QAM	18.82	2	20.82	33.01	PASS
Band2	3	18615	1	#0	QPSK	21.82	2	23.82	33.01	PASS
Band2	3	18615	1	#Mid	QPSK	21.84	2	23.84	33.01	PASS
Band2	3	18615	1	#Max	QPSK	21.76	2	23.76	33.01	PASS
Band2	3	18615	8	#0	QPSK	20.96	2	22.96	33.01	PASS
Band2	3	18615	8	#Mid	QPSK	20.96	2	22.96	33.01	PASS
Band2	3	18615	8	#Max	QPSK	20.94	2	22.94	33.01	PASS
Band2	3	18615	15	#0	QPSK	20.90	2	22.90	33.01	PASS
Band2	3	18615	1	#0	16QAM	21.25	2	23.25	33.01	PASS
Band2	3	18615	1	#Mid	16QAM	21.28	2	23.28	33.01	PASS
Band2	3	18615	1	#Max	16QAM	21.19	2	23.19	33.01	PASS
Band2	3	18615	8	#0	16QAM	19.97	2	21.97	33.01	PASS
Band2	3	18615	8	#Mid	16QAM	19.99	2	21.99	33.01	PASS
Band2	3	18615	8	#Max	16QAM	19.95	2	21.95	33.01	PASS
Band2	3	18615	15	#0	16QAM	19.94	2	21.94	33.01	PASS
Band2	3	18900	1	#0	QPSK	21.02	2	23.02	33.01	PASS
Band2	3	18900	1	#Mid	QPSK	21.12	2	23.12	33.01	PASS
Band2	3	18900	1	#Max	QPSK	21.03	2	23.03	33.01	PASS
Band2	3	18900	8	#0	QPSK	20.16	2	22.16	33.01	PASS
Band2	3	18900	8	#Mid	QPSK	20.19	2	22.19	33.01	PASS
Band2	3	18900	8	#Max	QPSK	20.19	2	22.19	33.01	PASS
Band2	3	18900	15	#0	QPSK	20.15	2	22.15	33.01	PASS

Band2	3	18900	1	#0	16QAM	20.24	2	22.24	33.01	PASS
Band2	3	18900	1	#Mid	16QAM	20.31	2	22.31	33.01	PASS
Band2	3	18900	1	#Max	16QAM	20.24	2	22.24	33.01	PASS
Band2	3	18900	8	#0	16QAM	19.17	2	21.17	33.01	PASS
Band2	3	18900	8	#Mid	16QAM	19.18	2	21.18	33.01	PASS
Band2	3	18900	8	#Max	16QAM	19.20	2	21.20	33.01	PASS
Band2	3	18900	15	#0	16QAM	19.08	2	21.08	33.01	PASS
Band2	3	19185	1	#0	QPSK	20.74	2	22.74	33.01	PASS
Band2	3	19185	1	#Mid	QPSK	20.77	2	22.77	33.01	PASS
Band2	3	19185	1	#Max	QPSK	20.70	2	22.70	33.01	PASS
Band2	3	19185	8	#0	QPSK	19.76	2	21.76	33.01	PASS
Band2	3	19185	8	#Mid	QPSK	19.75	2	21.75	33.01	PASS
Band2	3	19185	8	#Max	QPSK	19.73	2	21.73	33.01	PASS
Band2	3	19185	15	#0	QPSK	19.75	2	21.75	33.01	PASS
Band2	3	19185	1	#0	16QAM	19.62	2	21.62	33.01	PASS
Band2	3	19185	1	#Mid	16QAM	19.63	2	21.63	33.01	PASS
Band2	3	19185	1	#Max	16QAM	19.56	2	21.56	33.01	PASS
Band2	3	19185	8	#0	16QAM	18.77	2	20.77	33.01	PASS
Band2	3	19185	8	#Mid	16QAM	18.76	2	20.76	33.01	PASS
Band2	3	19185	8	#Max	16QAM	18.72	2	20.72	33.01	PASS
Band2	3	19185	15	#0	16QAM	18.81	2	20.81	33.01	PASS
Band2	5	18625	1	#0	QPSK	21.94	2	23.94	33.01	PASS
Band2	5	18625	1	#Mid	QPSK	21.92	2	23.92	33.01	PASS
Band2	5	18625	1	#Max	QPSK	21.83	2	23.83	33.01	PASS
Band2	5	18625	12	#0	QPSK	20.98	2	22.98	33.01	PASS
Band2	5	18625	12	#Mid	QPSK	20.96	2	22.96	33.01	PASS
Band2	5	18625	12	#Max	QPSK	20.93	2	22.93	33.01	PASS
Band2	5	18625	25	#0	QPSK	20.90	2	22.90	33.01	PASS
Band2	5	18625	1	#0	16QAM	21.45	2	23.45	33.01	PASS
Band2	5	18625	1	#Mid	16QAM	21.43	2	23.43	33.01	PASS
Band2	5	18625	1	#Max	16QAM	21.34	2	23.34	33.01	PASS
Band2	5	18625	12	#0	16QAM	19.98	2	21.98	33.01	PASS
Band2	5	18625	12	#Mid	16QAM	19.98	2	21.98	33.01	PASS
Band2	5	18625	12	#Max	16QAM	19.93	2	21.93	33.01	PASS
Band2	5	18625	25	#0	16QAM	19.86	2	21.86	33.01	PASS
Band2	5	18900	1	#0	QPSK	21.13	2	23.13	33.01	PASS
Band2	5	18900	1	#Mid	QPSK	21.18	2	23.18	33.01	PASS
Band2	5	18900	1	#Max	QPSK	21.14	2	23.14	33.01	PASS
Band2	5	18900	12	#0	QPSK	20.17	2	22.17	33.01	PASS
Band2	5	18900	12	#Mid	QPSK	20.18	2	22.18	33.01	PASS
Band2	5	18900	12	#Max	QPSK	20.16	2	22.16	33.01	PASS
Band2	5	18900	25	#0	QPSK	20.14	2	22.14	33.01	PASS
Band2	5	18900	1	#0	16QAM	20.45	2	22.45	33.01	PASS
Band2	5	18900	1	#Mid	16QAM	20.48	2	22.48	33.01	PASS
Band2	5	18900	1	#Max	16QAM	20.44	2	22.44	33.01	PASS
Band2	5	18900	12	#0	16QAM	19.14	2	21.14	33.01	PASS
Band2	5	18900	12	#Mid	16QAM	19.13	2	21.13	33.01	PASS
Band2	5	18900	12	#Max	16QAM	19.15	2	21.15	33.01	PASS
Band2	5	18900	25	#0	16QAM	19.13	2	21.13	33.01	PASS
Band2	5	19175	1	#0	QPSK	20.77	2	22.77	33.01	PASS
Band2	5	19175	1	#Mid	QPSK	20.74	2	22.74	33.01	PASS
Band2	5	19175	1	#Max	QPSK	20.63	2	22.63	33.01	PASS
Band2	5	19175	12	#0	QPSK	19.85	2	21.85	33.01	PASS
Band2	5	19175	12	#Mid	QPSK	19.82	2	21.82	33.01	PASS
Band2	5	19175	12	#Max	QPSK	19.80	2	21.80	33.01	PASS
Band2	5	19175	25	#0	QPSK	19.76	2	21.76	33.01	PASS
Band2	5	19175	1	#0	16QAM	20.12	2	22.12	33.01	PASS
Band2	5	19175	1	#Mid	16QAM	20.10	2	22.10	33.01	PASS
Band2	5	19175	1	#Max	16QAM	20.01	2	22.01	33.01	PASS
Band2	5	19175	12	#0	16QAM	18.89	2	20.89	33.01	PASS
Band2	5	19175	12	#Mid	16QAM	18.85	2	20.85	33.01	PASS
Band2	5	19175	12	#Max	16QAM	18.85	2	20.85	33.01	PASS
Band2	5	19175	25	#0	16QAM	18.74	2	20.74	33.01	PASS
Band2	10	18650	1	#0	QPSK	21.92	2	23.92	33.01	PASS
Band2	10	18650	1	#Mid	QPSK	21.86	2	23.86	33.01	PASS
Band2	10	18650	1	#Max	QPSK	21.61	2	23.61	33.01	PASS
Band2	10	18650	25	#0	QPSK	20.92	2	22.92	33.01	PASS
Band2	10	18650	25	#Mid	QPSK	20.85	2	22.85	33.01	PASS
Band2	10	18650	25	#Max	QPSK	20.77	2	22.77	33.01	PASS
Band2	10	18650	50	#0	QPSK	20.80	2	22.80	33.01	PASS
Band2	10	18650	1	#0	16QAM	21.34	2	23.34	33.01	PASS
Band2	10	18650	1	#Mid	16QAM	21.24	2	23.24	33.01	PASS
Band2	10	18650	1	#Max	16QAM	21.09	2	23.09	33.01	PASS
Band2	10	18650	25	#0	16QAM	19.94	2	21.94	33.01	PASS
Band2	10	18650	25	#Mid	16QAM	19.85	2	21.85	33.01	PASS
Band2	10	18650	25	#Max	16QAM	19.79	2	21.79	33.01	PASS
Band2	10	18650	50	#0	16QAM	19.83	2	21.83	33.01	PASS

Band2	10	18900	1	#0	QPSK	21.10	2	23.10	33.01	PASS
Band2	10	18900	1	#Mid	QPSK	21.16	2	23.16	33.01	PASS
Band2	10	18900	1	#Max	QPSK	21.14	2	23.14	33.01	PASS
Band2	10	18900	25	#0	QPSK	20.29	2	22.29	33.01	PASS
Band2	10	18900	25	#Mid	QPSK	20.26	2	22.26	33.01	PASS
Band2	10	18900	25	#Max	QPSK	20.18	2	22.18	33.01	PASS
Band2	10	18900	50	#0	QPSK	20.30	2	22.30	33.01	PASS
Band2	10	18900	1	#0	16QAM	20.14	2	22.14	33.01	PASS
Band2	10	18900	1	#Mid	16QAM	20.49	2	22.49	33.01	PASS
Band2	10	18900	1	#Max	16QAM	20.31	2	22.31	33.01	PASS
Band2	10	18900	25	#0	16QAM	19.23	2	21.23	33.01	PASS
Band2	10	18900	25	#Mid	16QAM	19.28	2	21.28	33.01	PASS
Band2	10	18900	25	#Max	16QAM	19.18	2	21.18	33.01	PASS
Band2	10	18900	50	#0	16QAM	19.19	2	21.19	33.01	PASS
Band2	10	19150	1	#0	QPSK	21.21	2	23.21	33.01	PASS
Band2	10	19150	1	#Mid	QPSK	20.93	2	22.93	33.01	PASS
Band2	10	19150	1	#Max	QPSK	20.78	2	22.78	33.01	PASS
Band2	10	19150	25	#0	QPSK	19.88	2	21.88	33.01	PASS
Band2	10	19150	25	#Mid	QPSK	19.83	2	21.83	33.01	PASS
Band2	10	19150	25	#Max	QPSK	19.77	2	21.77	33.01	PASS
Band2	10	19150	50	#0	QPSK	19.87	2	21.87	33.01	PASS
Band2	10	19150	1	#0	16QAM	19.88	2	21.88	33.01	PASS
Band2	10	19150	1	#Mid	16QAM	19.74	2	21.74	33.01	PASS
Band2	10	19150	1	#Max	16QAM	19.62	2	21.62	33.01	PASS
Band2	10	19150	25	#0	16QAM	18.73	2	20.73	33.01	PASS
Band2	10	19150	25	#Mid	16QAM	18.85	2	20.85	33.01	PASS
Band2	10	19150	25	#Max	16QAM	18.78	2	20.78	33.01	PASS
Band2	10	19150	50	#0	16QAM	18.78	2	20.78	33.01	PASS
Band2	15	18675	1	#0	QPSK	21.72	2	23.72	33.01	PASS
Band2	15	18675	1	#Mid	QPSK	21.74	2	23.74	33.01	PASS
Band2	15	18675	1	#Max	QPSK	21.39	2	23.39	33.01	PASS
Band2	15	18675	36	#0	QPSK	20.93	2	22.93	33.01	PASS
Band2	15	18675	36	#Mid	QPSK	20.82	2	22.82	33.01	PASS
Band2	15	18675	36	#Max	QPSK	20.66	2	22.66	33.01	PASS
Band2	15	18675	75	#0	QPSK	20.80	2	22.80	33.01	PASS
Band2	15	18675	1	#0	16QAM	21.31	2	23.31	33.01	PASS
Band2	15	18675	1	#Mid	16QAM	21.14	2	23.14	33.01	PASS
Band2	15	18675	1	#Max	16QAM	20.88	2	22.88	33.01	PASS
Band2	15	18675	36	#0	16QAM	19.93	2	21.93	33.01	PASS
Band2	15	18675	36	#Mid	16QAM	19.82	2	21.82	33.01	PASS
Band2	15	18675	36	#Max	16QAM	19.68	2	21.68	33.01	PASS
Band2	15	18675	75	#0	16QAM	19.76	2	21.76	33.01	PASS
Band2	15	18900	1	#0	QPSK	21.10	2	23.10	33.01	PASS
Band2	15	18900	1	#Mid	QPSK	21.17	2	23.17	33.01	PASS
Band2	15	18900	1	#Max	QPSK	21.18	2	23.18	33.01	PASS
Band2	15	18900	36	#0	QPSK	20.19	2	22.19	33.01	PASS
Band2	15	18900	36	#Mid	QPSK	20.24	2	22.24	33.01	PASS
Band2	15	18900	36	#Max	QPSK	20.25	2	22.25	33.01	PASS
Band2	15	18900	75	#0	QPSK	20.23	2	22.23	33.01	PASS
Band2	15	18900	1	#0	16QAM	20.33	2	22.33	33.01	PASS
Band2	15	18900	1	#Mid	16QAM	20.35	2	22.35	33.01	PASS
Band2	15	18900	1	#Max	16QAM	20.37	2	22.37	33.01	PASS
Band2	15	18900	36	#0	16QAM	19.22	2	21.22	33.01	PASS
Band2	15	18900	36	#Mid	16QAM	19.26	2	21.26	33.01	PASS
Band2	15	18900	36	#Max	16QAM	19.25	2	21.25	33.01	PASS
Band2	15	18900	75	#0	16QAM	19.17	2	21.17	33.01	PASS
Band2	15	19125	1	#0	QPSK	21.13	2	23.13	33.01	PASS
Band2	15	19125	1	#Mid	QPSK	20.99	2	22.99	33.01	PASS
Band2	15	19125	1	#Max	QPSK	20.77	2	22.77	33.01	PASS
Band2	15	19125	36	#0	QPSK	20.03	2	22.03	33.01	PASS
Band2	15	19125	36	#Mid	QPSK	19.93	2	21.93	33.01	PASS
Band2	15	19125	36	#Max	QPSK	19.88	2	21.88	33.01	PASS
Band2	15	19125	75	#0	QPSK	19.98	2	21.98	33.01	PASS
Band2	15	19125	1	#0	16QAM	20.22	2	22.22	33.01	PASS
Band2	15	19125	1	#Mid	16QAM	20.07	2	22.07	33.01	PASS
Band2	15	19125	1	#Max	16QAM	19.87	2	21.87	33.01	PASS
Band2	15	19125	36	#0	16QAM	19.00	2	21.00	33.01	PASS
Band2	15	19125	36	#Mid	16QAM	18.91	2	20.91	33.01	PASS
Band2	15	19125	36	#Max	16QAM	18.85	2	20.85	33.01	PASS
Band2	15	19125	75	#0	16QAM	18.98	2	20.98	33.01	PASS
Band2	20	18700	1	#0	QPSK	21.95	2	23.95	33.01	PASS
Band2	20	18700	1	#Mid	QPSK	22.05	2	24.05	33.01	PASS
Band2	20	18700	1	#Max	QPSK	21.92	2	23.92	33.01	PASS
Band2	20	18700	50	#0	QPSK	21.93	2	23.93	33.01	PASS
Band2	20	18700	50	#Mid	QPSK	21.87	2	23.87	33.01	PASS
Band2	20	18700	50	#Max	QPSK	21.94	2	23.94	33.01	PASS
Band2	20	18700	100	#0	QPSK	20.88	2	22.88	33.01	PASS

Band2	20	18700	1	#0	16QAM	21.27	2	23.27	33.01	PASS
Band2	20	18700	1	#Mid	16QAM	21.01	2	23.01	33.01	PASS
Band2	20	18700	1	#Max	16QAM	20.60	2	22.60	33.01	PASS
Band2	20	18700	50	#0	16QAM	19.89	2	21.89	33.01	PASS
Band2	20	18700	50	#Mid	16QAM	19.73	2	21.73	33.01	PASS
Band2	20	18700	50	#Max	16QAM	19.54	2	21.54	33.01	PASS
Band2	20	18700	100	#0	16QAM	19.65	2	21.65	33.01	PASS
Band2	20	18900	1	#0	QPSK	21.05	2	23.05	33.01	PASS
Band2	20	18900	1	#Mid	QPSK	21.17	2	23.17	33.01	PASS
Band2	20	18900	1	#Max	QPSK	21.05	2	23.05	33.01	PASS
Band2	20	18900	50	#0	QPSK	21.20	2	23.20	33.01	PASS
Band2	20	18900	50	#Mid	QPSK	21.12	2	23.12	33.01	PASS
Band2	20	18900	50	#Max	QPSK	21.16	2	23.16	33.01	PASS
Band2	20	18900	100	#0	QPSK	20.07	2	22.07	33.01	PASS
Band2	20	18900	1	#0	16QAM	20.48	2	22.48	33.01	PASS
Band2	20	18900	1	#Mid	16QAM	20.44	2	22.44	33.01	PASS
Band2	20	18900	1	#Max	16QAM	20.53	2	22.53	33.01	PASS
Band2	20	18900	50	#0	16QAM	19.13	2	21.13	33.01	PASS
Band2	20	18900	50	#Mid	16QAM	19.17	2	21.17	33.01	PASS
Band2	20	18900	50	#Max	16QAM	19.20	2	21.20	33.01	PASS
Band2	20	18900	100	#0	16QAM	19.17	2	21.17	33.01	PASS
Band2	20	19100	1	#0	QPSK	20.72	2	22.72	33.01	PASS
Band2	20	19100	1	#Mid	QPSK	20.80	2	22.80	33.01	PASS
Band2	20	19100	1	#Max	QPSK	20.68	2	22.68	33.01	PASS
Band2	20	19100	50	#0	QPSK	20.73	2	22.73	33.01	PASS
Band2	20	19100	50	#Mid	QPSK	20.66	2	22.66	33.01	PASS
Band2	20	19100	50	#Max	QPSK	20.75	2	22.75	33.01	PASS
Band2	20	19100	100	#0	QPSK	19.65	2	21.65	33.01	PASS
Band2	20	19100	1	#0	16QAM	20.46	2	22.46	33.01	PASS
Band2	20	19100	1	#Mid	16QAM	20.32	2	22.32	33.01	PASS
Band2	20	19100	1	#Max	16QAM	20.08	2	22.08	33.01	PASS
Band2	20	19100	50	#0	16QAM	19.18	2	21.18	33.01	PASS
Band2	20	19100	50	#Mid	16QAM	19.08	2	21.08	33.01	PASS
Band2	20	19100	50	#Max	16QAM	18.97	2	20.97	33.01	PASS
Band2	20	19100	100	#0	16QAM	19.01	2	21.01	33.01	PASS

Band	Bandwidth (MHz)	UL Channel	RB Size	RB Position	Modulation	Power (dBm)	Gain (dB)	EIRP (dBm)	EIRP Limit (dBm)	Verdict
Band4	1.4	19957	1	#0	QPSK	21.55	2.9	24.45	30	PASS
Band4	1.4	19957	1	#Mid	QPSK	21.59	2.9	24.49	30	PASS
Band4	1.4	19957	1	#Max	QPSK	21.24	2.9	24.14	30	PASS
Band4	1.4	19957	3	#0	QPSK	21.55	2.9	24.45	30	PASS
Band4	1.4	19957	3	#Mid	QPSK	21.51	2.9	24.41	30	PASS
Band4	1.4	19957	3	#Max	QPSK	21.59	2.9	24.49	30	PASS
Band4	1.4	19957	6	#0	QPSK	20.50	2.9	23.40	30	PASS
Band4	1.4	19957	1	#0	16QAM	20.66	2.9	23.56	30	PASS
Band4	1.4	19957	1	#Mid	16QAM	20.75	2.9	23.65	30	PASS
Band4	1.4	19957	1	#Max	16QAM	20.70	2.9	23.60	30	PASS
Band4	1.4	19957	3	#0	16QAM	20.76	2.9	23.66	30	PASS
Band4	1.4	19957	3	#Mid	16QAM	20.71	2.9	23.61	30	PASS
Band4	1.4	19957	3	#Max	16QAM	20.76	2.9	23.66	30	PASS
Band4	1.4	19957	6	#0	16QAM	19.70	2.9	22.60	30	PASS
Band4	1.4	20175	1	#0	QPSK	21.45	2.9	24.35	30	PASS
Band4	1.4	20175	1	#Mid	QPSK	21.17	2.9	24.07	30	PASS
Band4	1.4	20175	1	#Max	QPSK	21.16	2.9	24.06	30	PASS
Band4	1.4	20175	3	#0	QPSK	21.16	2.9	24.06	30	PASS
Band4	1.4	20175	3	#Mid	QPSK	21.08	2.9	23.98	30	PASS
Band4	1.4	20175	3	#Max	QPSK	21.13	2.9	24.03	30	PASS
Band4	1.4	20175	6	#0	QPSK	20.04	2.9	22.94	30	PASS
Band4	1.4	20175	1	#0	16QAM	20.25	2.9	23.15	30	PASS
Band4	1.4	20175	1	#Mid	16QAM	20.30	2.9	23.20	30	PASS
Band4	1.4	20175	1	#Max	16QAM	20.24	2.9	23.14	30	PASS
Band4	1.4	20175	3	#0	16QAM	20.39	2.9	23.29	30	PASS
Band4	1.4	20175	3	#Mid	16QAM	20.31	2.9	23.21	30	PASS
Band4	1.4	20175	3	#Max	16QAM	20.36	2.9	23.26	30	PASS
Band4	1.4	20175	6	#0	16QAM	19.20	2.9	22.10	30	PASS
Band4	1.4	20393	1	#0	QPSK	21.03	2.9	23.93	30	PASS
Band4	1.4	20393	1	#Mid	QPSK	21.17	2.9	24.07	30	PASS
Band4	1.4	20393	1	#Max	QPSK	21.32	2.9	24.22	30	PASS
Band4	1.4	20393	3	#0	QPSK	21.30	2.9	24.20	30	PASS
Band4	1.4	20393	3	#Mid	QPSK	21.25	2.9	24.15	30	PASS
Band4	1.4	20393	3	#Max	QPSK	21.32	2.9	24.22	30	PASS
Band4	1.4	20393	6	#0	QPSK	20.24	2.9	23.14	30	PASS
Band4	1.4	20393	1	#0	16QAM	20.06	2.9	22.96	30	PASS
Band4	1.4	20393	1	#Mid	16QAM	20.16	2.9	23.06	30	PASS
Band4	1.4	20393	1	#Max	16QAM	20.10	2.9	23.00	30	PASS
Band4	1.4	20393	3	#0	16QAM	20.45	2.9	23.35	30	PASS
Band4	1.4	20393	3	#Mid	16QAM	20.37	2.9	23.27	30	PASS
Band4	1.4	20393	3	#Max	16QAM	20.45	2.9	23.35	30	PASS
Band4	1.4	20393	6	#0	16QAM	19.40	2.9	22.30	30	PASS
Band4	3	19965	1	#0	QPSK	21.41	2.9	24.31	30	PASS
Band4	3	19965	1	#Mid	QPSK	21.51	2.9	24.41	30	PASS
Band4	3	19965	1	#Max	QPSK	21.44	2.9	24.34	30	PASS
Band4	3	19965	8	#0	QPSK	20.56	2.9	23.46	30	PASS
Band4	3	19965	8	#Mid	QPSK	20.57	2.9	23.47	30	PASS
Band4	3	19965	8	#Max	QPSK	20.60	2.9	23.50	30	PASS
Band4	3	19965	15	#0	QPSK	20.55	2.9	23.45	30	PASS
Band4	3	19965	1	#0	16QAM	20.89	2.9	23.79	30	PASS
Band4	3	19965	1	#Mid	16QAM	20.96	2.9	23.86	30	PASS
Band4	3	19965	1	#Max	16QAM	20.93	2.9	23.83	30	PASS
Band4	3	19965	8	#0	16QAM	19.59	2.9	22.49	30	PASS
Band4	3	19965	8	#Mid	16QAM	19.61	2.9	22.51	30	PASS
Band4	3	19965	8	#Max	16QAM	19.63	2.9	22.53	30	PASS
Band4	3	19965	15	#0	16QAM	19.59	2.9	22.49	30	PASS
Band4	3	20175	1	#0	QPSK	21.01	2.9	23.91	30	PASS
Band4	3	20175	1	#Mid	QPSK	21.04	2.9	23.94	30	PASS
Band4	3	20175	1	#Max	QPSK	20.96	2.9	23.86	30	PASS
Band4	3	20175	8	#0	QPSK	20.14	2.9	23.04	30	PASS
Band4	3	20175	8	#Mid	QPSK	20.11	2.9	23.01	30	PASS
Band4	3	20175	8	#Max	QPSK	20.11	2.9	23.01	30	PASS
Band4	3	20175	15	#0	QPSK	20.06	2.9	22.96	30	PASS
Band4	3	20175	1	#0	16QAM	20.24	2.9	23.14	30	PASS
Band4	3	20175	1	#Mid	16QAM	20.27	2.9	23.17	30	PASS
Band4	3	20175	1	#Max	16QAM	20.17	2.9	23.07	30	PASS
Band4	3	20175	8	#0	16QAM	19.13	2.9	22.03	30	PASS
Band4	3	20175	8	#Mid	16QAM	19.12	2.9	22.02	30	PASS
Band4	3	20175	8	#Max	16QAM	19.10	2.9	22.00	30	PASS
Band4	3	20175	15	#0	16QAM	19.01	2.9	21.91	30	PASS
Band4	3	20385	1	#0	QPSK	21.25	2.9	24.15	30	PASS
Band4	3	20385	1	#Mid	QPSK	21.30	2.9	24.20	30	PASS
Band4	3	20385	1	#Max	QPSK	21.27	2.9	24.17	30	PASS
Band4	3	20385	8	#0	QPSK	20.28	2.9	23.18	30	PASS
Band4	3	20385	8	#Mid	QPSK	20.28	2.9	23.18	30	PASS

Band4	3	20385	8	#Max	QPSK	20.30	2.9	23.20	30	PASS
Band4	3	20385	15	#0	QPSK	20.27	2.9	23.17	30	PASS
Band4	3	20385	1	#0	16QAM	20.04	2.9	22.94	30	PASS
Band4	3	20385	1	#Mid	16QAM	20.09	2.9	22.99	30	PASS
Band4	3	20385	1	#Max	16QAM	20.05	2.9	22.95	30	PASS
Band4	3	20385	8	#0	16QAM	19.26	2.9	22.16	30	PASS
Band4	3	20385	8	#Mid	16QAM	19.26	2.9	22.16	30	PASS
Band4	3	20385	8	#Max	16QAM	19.29	2.9	22.19	30	PASS
Band4	3	20385	15	#0	16QAM	19.33	2.9	22.23	30	PASS
Band4	5	19975	1	#0	QPSK	21.56	2.9	24.46	30	PASS
Band4	5	19975	1	#Mid	QPSK	21.59	2.9	24.49	30	PASS
Band4	5	19975	1	#Max	QPSK	21.54	2.9	24.44	30	PASS
Band4	5	19975	12	#0	QPSK	20.60	2.9	23.50	30	PASS
Band4	5	19975	12	#Mid	QPSK	20.62	2.9	23.52	30	PASS
Band4	5	19975	12	#Max	QPSK	20.61	2.9	23.51	30	PASS
Band4	5	19975	25	#0	QPSK	20.54	2.9	23.44	30	PASS
Band4	5	19975	1	#0	16QAM	21.07	2.9	23.97	30	PASS
Band4	5	19975	1	#Mid	16QAM	21.18	2.9	24.08	30	PASS
Band4	5	19975	1	#Max	16QAM	21.12	2.9	24.02	30	PASS
Band4	5	19975	12	#0	16QAM	19.62	2.9	22.52	30	PASS
Band4	5	19975	12	#Mid	16QAM	19.65	2.9	22.55	30	PASS
Band4	5	19975	12	#Max	16QAM	19.64	2.9	22.54	30	PASS
Band4	5	19975	25	#0	16QAM	19.54	2.9	22.44	30	PASS
Band4	5	20175	1	#0	QPSK	21.16	2.9	24.06	30	PASS
Band4	5	20175	1	#Mid	QPSK	21.12	2.9	24.02	30	PASS
Band4	5	20175	1	#Max	QPSK	21.04	2.9	23.94	30	PASS
Band4	5	20175	12	#0	QPSK	20.15	2.9	23.05	30	PASS
Band4	5	20175	12	#Mid	QPSK	20.14	2.9	23.04	30	PASS
Band4	5	20175	12	#Max	QPSK	20.12	2.9	23.02	30	PASS
Band4	5	20175	25	#0	QPSK	20.07	2.9	22.97	30	PASS
Band4	5	20175	1	#0	16QAM	20.50	2.9	23.40	30	PASS
Band4	5	20175	1	#Mid	16QAM	20.43	2.9	23.33	30	PASS
Band4	5	20175	1	#Max	16QAM	20.33	2.9	23.23	30	PASS
Band4	5	20175	12	#0	16QAM	19.14	2.9	22.04	30	PASS
Band4	5	20175	12	#Mid	16QAM	19.10	2.9	22.00	30	PASS
Band4	5	20175	12	#Max	16QAM	19.07	2.9	21.97	30	PASS
Band4	5	20175	25	#0	16QAM	19.12	2.9	22.02	30	PASS
Band4	5	20375	1	#0	QPSK	21.17	2.9	24.07	30	PASS
Band4	5	20375	1	#Mid	QPSK	21.24	2.9	24.14	30	PASS
Band4	5	20375	1	#Max	QPSK	21.20	2.9	24.10	30	PASS
Band4	5	20375	12	#0	QPSK	20.27	2.9	23.17	30	PASS
Band4	5	20375	12	#Mid	QPSK	20.30	2.9	23.20	30	PASS
Band4	5	20375	12	#Max	QPSK	20.31	2.9	23.21	30	PASS
Band4	5	20375	25	#0	QPSK	20.21	2.9	23.11	30	PASS
Band4	5	20375	1	#0	16QAM	20.44	2.9	23.34	30	PASS
Band4	5	20375	1	#Mid	16QAM	20.54	2.9	23.44	30	PASS
Band4	5	20375	1	#Max	16QAM	20.53	2.9	23.43	30	PASS
Band4	5	20375	12	#0	16QAM	19.31	2.9	22.21	30	PASS
Band4	5	20375	12	#Mid	16QAM	19.34	2.9	22.24	30	PASS
Band4	5	20375	12	#Max	16QAM	19.35	2.9	22.25	30	PASS
Band4	5	20375	25	#0	16QAM	19.19	2.9	22.09	30	PASS
Band4	10	20000	1	#0	QPSK	21.50	2.9	24.40	30	PASS
Band4	10	20000	1	#Mid	QPSK	21.60	2.9	24.50	30	PASS
Band4	10	20000	1	#Max	QPSK	21.55	2.9	24.45	30	PASS
Band4	10	20000	25	#0	QPSK	20.59	2.9	23.49	30	PASS
Band4	10	20000	25	#Mid	QPSK	20.59	2.9	23.49	30	PASS
Band4	10	20000	25	#Max	QPSK	20.61	2.9	23.51	30	PASS
Band4	10	20000	50	#0	QPSK	20.59	2.9	23.49	30	PASS
Band4	10	20000	1	#0	16QAM	20.96	2.9	23.86	30	PASS
Band4	10	20000	1	#Mid	16QAM	21.08	2.9	23.98	30	PASS
Band4	10	20000	1	#Max	16QAM	21.00	2.9	23.90	30	PASS
Band4	10	20000	25	#0	16QAM	19.61	2.9	22.51	30	PASS
Band4	10	20000	25	#Mid	16QAM	19.61	2.9	22.51	30	PASS
Band4	10	20000	25	#Max	16QAM	19.64	2.9	22.54	30	PASS
Band4	10	20000	50	#0	16QAM	19.62	2.9	22.52	30	PASS
Band4	10	20175	1	#0	QPSK	21.24	2.9	24.14	30	PASS
Band4	10	20175	1	#Mid	QPSK	21.11	2.9	24.01	30	PASS
Band4	10	20175	1	#Max	QPSK	21.05	2.9	23.95	30	PASS
Band4	10	20175	25	#0	QPSK	20.18	2.9	23.08	30	PASS
Band4	10	20175	25	#Mid	QPSK	20.12	2.9	23.02	30	PASS
Band4	10	20175	25	#Max	QPSK	20.08	2.9	22.98	30	PASS
Band4	10	20175	50	#0	QPSK	20.12	2.9	23.02	30	PASS
Band4	10	20175	1	#0	16QAM	20.42	2.9	23.32	30	PASS
Band4	10	20175	1	#Mid	16QAM	20.28	2.9	23.18	30	PASS
Band4	10	20175	1	#Max	16QAM	20.19	2.9	23.09	30	PASS
Band4	10	20175	25	#0	16QAM	19.17	2.9	22.07	30	PASS
Band4	10	20175	25	#Mid	16QAM	19.10	2.9	22.00	30	PASS

Band4	10	20175	25	#Max	16QAM	19.08	2.9	21.98	30	PASS
Band4	10	20175	50	#0	16QAM	19.18	2.9	22.08	30	PASS
Band4	10	20350	1	#0	QPSK	21.16	2.9	24.06	30	PASS
Band4	10	20350	1	#Mid	QPSK	21.26	2.9	24.16	30	PASS
Band4	10	20350	1	#Max	QPSK	21.31	2.9	24.21	30	PASS
Band4	10	20350	25	#0	QPSK	20.10	2.9	23.00	30	PASS
Band4	10	20350	25	#Mid	QPSK	20.15	2.9	23.05	30	PASS
Band4	10	20350	25	#Max	QPSK	20.21	2.9	23.11	30	PASS
Band4	10	20350	50	#0	QPSK	20.16	2.9	23.06	30	PASS
Band4	10	20350	1	#0	16QAM	19.91	2.9	22.81	30	PASS
Band4	10	20350	1	#Mid	16QAM	20.02	2.9	22.92	30	PASS
Band4	10	20350	1	#Max	16QAM	20.11	2.9	23.01	30	PASS
Band4	10	20350	25	#0	16QAM	19.09	2.9	21.99	30	PASS
Band4	10	20350	25	#Mid	16QAM	19.16	2.9	22.06	30	PASS
Band4	10	20350	25	#Max	16QAM	19.20	2.9	22.10	30	PASS
Band4	10	20350	50	#0	16QAM	19.14	2.9	22.04	30	PASS
Band4	15	20025	1	#0	QPSK	21.50	2.9	24.40	30	PASS
Band4	15	20025	1	#Mid	QPSK	21.59	2.9	24.49	30	PASS
Band4	15	20025	1	#Max	QPSK	21.35	2.9	24.25	30	PASS
Band4	15	20025	36	#0	QPSK	20.61	2.9	23.51	30	PASS
Band4	15	20025	36	#Mid	QPSK	20.60	2.9	23.50	30	PASS
Band4	15	20025	36	#Max	QPSK	20.54	2.9	23.44	30	PASS
Band4	15	20025	75	#0	QPSK	20.58	2.9	23.48	30	PASS
Band4	15	20025	1	#0	16QAM	20.95	2.9	23.85	30	PASS
Band4	15	20025	1	#Mid	16QAM	21.07	2.9	23.97	30	PASS
Band4	15	20025	1	#Max	16QAM	20.84	2.9	23.74	30	PASS
Band4	15	20025	36	#0	16QAM	19.65	2.9	22.55	30	PASS
Band4	15	20025	36	#Mid	16QAM	19.63	2.9	22.53	30	PASS
Band4	15	20025	36	#Max	16QAM	19.58	2.9	22.48	30	PASS
Band4	15	20025	75	#0	16QAM	19.56	2.9	22.46	30	PASS
Band4	15	20175	1	#0	QPSK	21.30	2.9	24.20	30	PASS
Band4	15	20175	1	#Mid	QPSK	21.09	2.9	23.99	30	PASS
Band4	15	20175	1	#Max	QPSK	21.01	2.9	23.91	30	PASS
Band4	15	20175	36	#0	QPSK	20.24	2.9	23.14	30	PASS
Band4	15	20175	36	#Mid	QPSK	20.17	2.9	23.07	30	PASS
Band4	15	20175	36	#Max	QPSK	20.16	2.9	23.06	30	PASS
Band4	15	20175	75	#0	QPSK	20.21	2.9	23.11	30	PASS
Band4	15	20175	1	#0	16QAM	20.51	2.9	23.41	30	PASS
Band4	15	20175	1	#Mid	16QAM	20.28	2.9	23.18	30	PASS
Band4	15	20175	1	#Max	16QAM	20.18	2.9	23.08	30	PASS
Band4	15	20175	36	#0	16QAM	19.30	2.9	22.20	30	PASS
Band4	15	20175	36	#Mid	16QAM	19.22	2.9	22.12	30	PASS
Band4	15	20175	36	#Max	16QAM	19.18	2.9	22.08	30	PASS
Band4	15	20175	75	#0	16QAM	19.17	2.9	22.07	30	PASS
Band4	15	20325	1	#0	QPSK	21.13	2.9	24.03	30	PASS
Band4	15	20325	1	#Mid	QPSK	21.26	2.9	24.16	30	PASS
Band4	15	20325	1	#Max	QPSK	21.35	2.9	24.25	30	PASS
Band4	15	20325	36	#0	QPSK	20.16	2.9	23.06	30	PASS
Band4	15	20325	36	#Mid	QPSK	20.24	2.9	23.14	30	PASS
Band4	15	20325	36	#Max	QPSK	20.29	2.9	23.19	30	PASS
Band4	15	20325	75	#0	QPSK	20.26	2.9	23.16	30	PASS
Band4	15	20325	1	#0	16QAM	20.12	2.9	23.02	30	PASS
Band4	15	20325	1	#Mid	16QAM	20.24	2.9	23.14	30	PASS
Band4	15	20325	1	#Max	16QAM	20.38	2.9	23.28	30	PASS
Band4	15	20325	36	#0	16QAM	19.05	2.9	21.95	30	PASS
Band4	15	20325	36	#Mid	16QAM	19.16	2.9	22.06	30	PASS
Band4	15	20325	36	#Max	16QAM	19.20	2.9	22.10	30	PASS
Band4	15	20325	75	#0	16QAM	19.23	2.9	22.13	30	PASS
Band4	20	20050	1	#0	QPSK	21.56	2.9	24.46	30	PASS
Band4	20	20050	1	#Mid	QPSK	21.68	2.9	24.58	30	PASS
Band4	20	20050	1	#Max	QPSK	21.57	2.9	24.47	30	PASS
Band4	20	20050	50	#0	QPSK	20.61	2.9	23.51	30	PASS
Band4	20	20050	50	#Mid	QPSK	20.57	2.9	23.47	30	PASS
Band4	20	20050	50	#Max	QPSK	20.44	2.9	23.34	30	PASS
Band4	20	20050	100	#0	QPSK	20.51	2.9	23.41	30	PASS
Band4	20	20050	1	#0	16QAM	20.90	2.9	23.80	30	PASS
Band4	20	20050	1	#Mid	16QAM	20.94	2.9	23.84	30	PASS
Band4	20	20050	1	#Max	16QAM	20.57	2.9	23.47	30	PASS
Band4	20	20050	50	#0	16QAM	19.66	2.9	22.56	30	PASS
Band4	20	20050	50	#Mid	16QAM	19.61	2.9	22.51	30	PASS
Band4	20	20050	50	#Max	16QAM	19.48	2.9	22.38	30	PASS
Band4	20	20050	100	#0	16QAM	19.53	2.9	22.43	30	PASS
Band4	20	20175	1	#0	QPSK	21.03	2.9	23.93	30	PASS
Band4	20	20175	1	#Mid	QPSK	21.14	2.9	24.04	30	PASS
Band4	20	20175	1	#Max	QPSK	21.00	2.9	23.90	30	PASS
Band4	20	20175	50	#0	QPSK	20.23	2.9	23.13	30	PASS
Band4	20	20175	50	#Mid	QPSK	20.14	2.9	23.04	30	PASS

Band4	20	20175	50	#Max	QPSK	20.09	2.9	22.99	30	PASS
Band4	20	20175	100	#0	QPSK	20.16	2.9	23.06	30	PASS
Band4	20	20175	1	#0	16QAM	20.66	2.9	23.56	30	PASS
Band4	20	20175	1	#Mid	16QAM	20.34	2.9	23.24	30	PASS
Band4	20	20175	1	#Max	16QAM	20.26	2.9	23.16	30	PASS
Band4	20	20175	50	#0	16QAM	19.25	2.9	22.15	30	PASS
Band4	20	20175	50	#Mid	16QAM	19.15	2.9	22.05	30	PASS
Band4	20	20175	50	#Max	16QAM	19.08	2.9	21.98	30	PASS
Band4	20	20175	100	#0	16QAM	19.17	2.9	22.07	30	PASS
Band4	20	20300	1	#0	QPSK	21.27	2.9	24.17	30	PASS
Band4	20	20300	1	#Mid	QPSK	21.37	2.9	24.27	30	PASS
Band4	20	20300	1	#Max	QPSK	21.29	2.9	24.19	30	PASS
Band4	20	20300	50	#0	QPSK	20.06	2.9	22.96	30	PASS
Band4	20	20300	50	#Mid	QPSK	20.11	2.9	23.01	30	PASS
Band4	20	20300	50	#Max	QPSK	20.21	2.9	23.11	30	PASS
Band4	20	20300	100	#0	QPSK	20.12	2.9	23.02	30	PASS
Band4	20	20300	1	#0	16QAM	20.25	2.9	23.15	30	PASS
Band4	20	20300	1	#Mid	16QAM	20.34	2.9	23.24	30	PASS
Band4	20	20300	1	#Max	16QAM	20.54	2.9	23.44	30	PASS
Band4	20	20300	50	#0	16QAM	19.10	2.9	22.00	30	PASS
Band4	20	20300	50	#Mid	16QAM	19.15	2.9	22.05	30	PASS
Band4	20	20300	50	#Max	16QAM	19.24	2.9	22.14	30	PASS
Band4	20	20300	100	#0	16QAM	19.12	2.9	22.02	30	PASS

Band	Bandwidth (MHz)	UL Channel	RB Size	RB Position	Modulation	Power (dBm)	Gain (dB)	ERP (dBm)	ERP Limit (dBm)	Verdict
Band5	1.4	20407	1	#0	QPSK	24.45	0.3	24.75	38.45	PASS
Band5	1.4	20407	1	#Mid	QPSK	24.54	0.3	24.84	38.45	PASS
Band5	1.4	20407	1	#Max	QPSK	24.48	0.3	24.78	38.45	PASS
Band5	1.4	20407	3	#0	QPSK	24.45	0.3	24.75	38.45	PASS
Band5	1.4	20407	3	#Mid	QPSK	24.40	0.3	24.70	38.45	PASS
Band5	1.4	20407	3	#Max	QPSK	24.49	0.3	24.79	38.45	PASS
Band5	1.4	20407	6	#0	QPSK	23.36	0.3	23.66	38.45	PASS
Band5	1.4	20407	1	#0	16QAM	23.49	0.3	23.79	38.45	PASS
Band5	1.4	20407	1	#Mid	16QAM	23.55	0.3	23.85	38.45	PASS
Band5	1.4	20407	1	#Max	16QAM	23.49	0.3	23.79	38.45	PASS
Band5	1.4	20407	3	#0	16QAM	23.60	0.3	23.90	38.45	PASS
Band5	1.4	20407	3	#Mid	16QAM	23.56	0.3	23.86	38.45	PASS
Band5	1.4	20407	3	#Max	16QAM	23.61	0.3	23.91	38.45	PASS
Band5	1.4	20407	6	#0	16QAM	22.55	0.3	22.85	38.45	PASS
Band5	1.4	20525	1	#0	QPSK	24.72	0.3	25.02	38.45	PASS
Band5	1.4	20525	1	#Mid	QPSK	24.83	0.3	25.13	38.45	PASS
Band5	1.4	20525	1	#Max	QPSK	24.75	0.3	25.05	38.45	PASS
Band5	1.4	20525	3	#0	QPSK	24.89	0.3	25.19	38.45	PASS
Band5	1.4	20525	3	#Mid	QPSK	24.83	0.3	25.13	38.45	PASS
Band5	1.4	20525	3	#Max	QPSK	24.89	0.3	25.19	38.45	PASS
Band5	1.4	20525	6	#0	QPSK	23.79	0.3	24.09	38.45	PASS
Band5	1.4	20525	1	#0	16QAM	23.92	0.3	24.22	38.45	PASS
Band5	1.4	20525	1	#Mid	16QAM	23.98	0.3	24.28	38.45	PASS
Band5	1.4	20525	1	#Max	16QAM	23.97	0.3	24.27	38.45	PASS
Band5	1.4	20525	3	#0	16QAM	24.09	0.3	24.39	38.45	PASS
Band5	1.4	20525	3	#Mid	16QAM	24.02	0.3	24.32	38.45	PASS
Band5	1.4	20525	3	#Max	16QAM	24.11	0.3	24.41	38.45	PASS
Band5	1.4	20525	6	#0	16QAM	22.92	0.3	23.22	38.45	PASS
Band5	1.4	20643	1	#0	QPSK	25.00	0.3	25.30	38.45	PASS
Band5	1.4	20643	1	#Mid	QPSK	25.06	0.3	25.36	38.45	PASS
Band5	1.4	20643	1	#Max	QPSK	24.96	0.3	25.26	38.45	PASS
Band5	1.4	20643	3	#0	QPSK	24.87	0.3	25.17	38.45	PASS
Band5	1.4	20643	3	#Mid	QPSK	24.81	0.3	25.11	38.45	PASS
Band5	1.4	20643	3	#Max	QPSK	24.85	0.3	25.15	38.45	PASS
Band5	1.4	20643	6	#0	QPSK	23.85	0.3	24.15	38.45	PASS
Band5	1.4	20643	1	#0	16QAM	23.55	0.3	23.85	38.45	PASS
Band5	1.4	20643	1	#Mid	16QAM	23.62	0.3	23.92	38.45	PASS
Band5	1.4	20643	1	#Max	16QAM	23.55	0.3	23.85	38.45	PASS
Band5	1.4	20643	3	#0	16QAM	23.92	0.3	24.22	38.45	PASS
Band5	1.4	20643	3	#Mid	16QAM	23.85	0.3	24.15	38.45	PASS
Band5	1.4	20643	3	#Max	16QAM	23.93	0.3	24.23	38.45	PASS
Band5	1.4	20643	6	#0	16QAM	22.90	0.3	23.20	38.45	PASS
Band5	3	20415	1	#0	QPSK	24.28	0.3	24.58	38.45	PASS
Band5	3	20415	1	#Mid	QPSK	24.33	0.3	24.63	38.45	PASS
Band5	3	20415	1	#Max	QPSK	24.33	0.3	24.63	38.45	PASS
Band5	3	20415	8	#0	QPSK	23.42	0.3	23.72	38.45	PASS
Band5	3	20415	8	#Mid	QPSK	23.46	0.3	23.76	38.45	PASS
Band5	3	20415	8	#Max	QPSK	23.48	0.3	23.78	38.45	PASS
Band5	3	20415	15	#0	QPSK	23.41	0.3	23.71	38.45	PASS
Band5	3	20415	1	#0	16QAM	23.68	0.3	23.98	38.45	PASS
Band5	3	20415	1	#Mid	16QAM	23.75	0.3	24.05	38.45	PASS
Band5	3	20415	1	#Max	16QAM	23.70	0.3	24.00	38.45	PASS
Band5	3	20415	8	#0	16QAM	22.44	0.3	22.74	38.45	PASS
Band5	3	20415	8	#Mid	16QAM	22.45	0.3	22.75	38.45	PASS
Band5	3	20415	8	#Max	16QAM	22.46	0.3	22.76	38.45	PASS
Band5	3	20415	15	#0	16QAM	22.44	0.3	22.74	38.45	PASS
Band5	3	20525	1	#0	QPSK	24.66	0.3	24.96	38.45	PASS
Band5	3	20525	1	#Mid	QPSK	24.81	0.3	25.11	38.45	PASS
Band5	3	20525	1	#Max	QPSK	24.77	0.3	25.07	38.45	PASS
Band5	3	20525	8	#0	QPSK	23.86	0.3	24.16	38.45	PASS
Band5	3	20525	8	#Mid	QPSK	23.87	0.3	24.17	38.45	PASS
Band5	3	20525	8	#Max	QPSK	23.89	0.3	24.19	38.45	PASS
Band5	3	20525	15	#0	QPSK	23.84	0.3	24.14	38.45	PASS
Band5	3	20525	1	#0	16QAM	23.87	0.3	24.17	38.45	PASS
Band5	3	20525	1	#Mid	16QAM	23.98	0.3	24.28	38.45	PASS
Band5	3	20525	1	#Max	16QAM	23.96	0.3	24.26	38.45	PASS
Band5	3	20525	8	#0	16QAM	22.84	0.3	23.14	38.45	PASS
Band5	3	20525	8	#Mid	16QAM	22.86	0.3	23.16	38.45	PASS
Band5	3	20525	8	#Max	16QAM	22.86	0.3	23.16	38.45	PASS
Band5	3	20525	15	#0	16QAM	22.78	0.3	23.08	38.45	PASS
Band5	3	20635	1	#0	QPSK	24.99	0.3	25.29	38.45	PASS
Band5	3	20635	1	#Mid	QPSK	25.00	0.3	25.30	38.45	PASS
Band5	3	20635	1	#Max	QPSK	24.96	0.3	25.26	38.45	PASS
Band5	3	20635	8	#0	QPSK	23.98	0.3	24.28	38.45	PASS
Band5	3	20635	8	#Mid	QPSK	23.94	0.3	24.24	38.45	PASS

Band5	3	20635	8	#Max	QPSK	23.94	0.3	24.24	38.45	PASS
Band5	3	20635	15	#0	QPSK	23.86	0.3	24.16	38.45	PASS
Band5	3	20635	1	#0	16QAM	23.60	0.3	23.90	38.45	PASS
Band5	3	20635	1	#Mid	16QAM	23.58	0.3	23.88	38.45	PASS
Band5	3	20635	1	#Max	16QAM	23.52	0.3	23.82	38.45	PASS
Band5	3	20635	8	#0	16QAM	22.85	0.3	23.15	38.45	PASS
Band5	3	20635	8	#Mid	16QAM	22.83	0.3	23.13	38.45	PASS
Band5	3	20635	8	#Max	16QAM	22.82	0.3	23.12	38.45	PASS
Band5	3	20635	15	#0	16QAM	22.86	0.3	23.16	38.45	PASS
Band5	5	20425	1	#0	QPSK	24.39	0.3	24.69	38.45	PASS
Band5	5	20425	1	#Mid	QPSK	24.42	0.3	24.72	38.45	PASS
Band5	5	20425	1	#Max	QPSK	24.50	0.3	24.80	38.45	PASS
Band5	5	20425	12	#0	QPSK	23.46	0.3	23.76	38.45	PASS
Band5	5	20425	12	#Mid	QPSK	23.50	0.3	23.80	38.45	PASS
Band5	5	20425	12	#Max	QPSK	23.55	0.3	23.85	38.45	PASS
Band5	5	20425	25	#0	QPSK	23.46	0.3	23.76	38.45	PASS
Band5	5	20425	1	#0	16QAM	23.85	0.3	24.15	38.45	PASS
Band5	5	20425	1	#Mid	16QAM	23.88	0.3	24.18	38.45	PASS
Band5	5	20425	1	#Max	16QAM	23.91	0.3	24.21	38.45	PASS
Band5	5	20425	12	#0	16QAM	22.46	0.3	22.76	38.45	PASS
Band5	5	20425	12	#Mid	16QAM	22.47	0.3	22.77	38.45	PASS
Band5	5	20425	12	#Max	16QAM	22.51	0.3	22.81	38.45	PASS
Band5	5	20425	25	#0	16QAM	22.41	0.3	22.71	38.45	PASS
Band5	5	20525	1	#0	QPSK	24.80	0.3	25.10	38.45	PASS
Band5	5	20525	1	#Mid	QPSK	24.87	0.3	25.17	38.45	PASS
Band5	5	20525	1	#Max	QPSK	24.89	0.3	25.19	38.45	PASS
Band5	5	20525	12	#0	QPSK	23.84	0.3	24.14	38.45	PASS
Band5	5	20525	12	#Mid	QPSK	23.88	0.3	24.18	38.45	PASS
Band5	5	20525	12	#Max	QPSK	23.94	0.3	24.24	38.45	PASS
Band5	5	20525	25	#0	QPSK	23.85	0.3	24.15	38.45	PASS
Band5	5	20525	1	#0	16QAM	24.04	0.3	24.34	38.45	PASS
Band5	5	20525	1	#Mid	16QAM	24.12	0.3	24.42	38.45	PASS
Band5	5	20525	1	#Max	16QAM	24.16	0.3	24.46	38.45	PASS
Band5	5	20525	12	#0	16QAM	22.78	0.3	23.08	38.45	PASS
Band5	5	20525	12	#Mid	16QAM	22.83	0.3	23.13	38.45	PASS
Band5	5	20525	12	#Max	16QAM	22.88	0.3	23.18	38.45	PASS
Band5	5	20525	25	#0	16QAM	22.83	0.3	23.13	38.45	PASS
Band5	5	20625	1	#0	QPSK	24.90	0.3	25.20	38.45	PASS
Band5	5	20625	1	#Mid	QPSK	24.90	0.3	25.20	38.45	PASS
Band5	5	20625	1	#Max	QPSK	24.80	0.3	25.10	38.45	PASS
Band5	5	20625	12	#0	QPSK	23.98	0.3	24.28	38.45	PASS
Band5	5	20625	12	#Mid	QPSK	23.98	0.3	24.28	38.45	PASS
Band5	5	20625	12	#Max	QPSK	23.94	0.3	24.24	38.45	PASS
Band5	5	20625	25	#0	QPSK	23.87	0.3	24.17	38.45	PASS
Band5	5	20625	1	#0	16QAM	24.10	0.3	24.40	38.45	PASS
Band5	5	20625	1	#Mid	16QAM	24.09	0.3	24.39	38.45	PASS
Band5	5	20625	1	#Max	16QAM	24.00	0.3	24.30	38.45	PASS
Band5	5	20625	12	#0	16QAM	22.93	0.3	23.23	38.45	PASS
Band5	5	20625	12	#Mid	16QAM	22.94	0.3	23.24	38.45	PASS
Band5	5	20625	12	#Max	16QAM	22.92	0.3	23.22	38.45	PASS
Band5	5	20625	25	#0	16QAM	22.83	0.3	23.13	38.45	PASS
Band5	10	20450	1	#0	QPSK	24.38	0.3	24.68	38.45	PASS
Band5	10	20450	1	#Mid	QPSK	24.52	0.3	24.82	38.45	PASS
Band5	10	20450	1	#Max	QPSK	24.72	0.3	25.02	38.45	PASS
Band5	10	20450	25	#0	QPSK	23.47	0.3	23.77	38.45	PASS
Band5	10	20450	25	#Mid	QPSK	23.56	0.3	23.86	38.45	PASS
Band5	10	20450	25	#Max	QPSK	23.65	0.3	23.95	38.45	PASS
Band5	10	20450	50	#0	QPSK	23.57	0.3	23.87	38.45	PASS
Band5	10	20450	1	#0	16QAM	23.75	0.3	24.05	38.45	PASS
Band5	10	20450	1	#Mid	16QAM	23.85	0.3	24.15	38.45	PASS
Band5	10	20450	1	#Max	16QAM	24.05	0.3	24.35	38.45	PASS
Band5	10	20450	25	#0	16QAM	22.47	0.3	22.77	38.45	PASS
Band5	10	20450	25	#Mid	16QAM	22.54	0.3	22.84	38.45	PASS
Band5	10	20450	25	#Max	16QAM	22.65	0.3	22.95	38.45	PASS
Band5	10	20450	50	#0	16QAM	22.56	0.3	22.86	38.45	PASS
Band5	10	20525	1	#0	QPSK	24.68	0.3	24.98	38.45	PASS
Band5	10	20525	1	#Mid	QPSK	24.82	0.3	25.12	38.45	PASS
Band5	10	20525	1	#Max	QPSK	24.93	0.3	25.23	38.45	PASS
Band5	10	20525	25	#0	QPSK	23.76	0.3	24.06	38.45	PASS
Band5	10	20525	25	#Mid	QPSK	23.87	0.3	24.17	38.45	PASS
Band5	10	20525	25	#Max	QPSK	23.93	0.3	24.23	38.45	PASS
Band5	10	20525	50	#0	QPSK	23.86	0.3	24.16	38.45	PASS
Band5	10	20525	1	#0	16QAM	23.77	0.3	24.07	38.45	PASS
Band5	10	20525	1	#Mid	16QAM	23.98	0.3	24.28	38.45	PASS
Band5	10	20525	1	#Max	16QAM	24.06	0.3	24.36	38.45	PASS
Band5	10	20525	25	#0	16QAM	22.73	0.3	23.03	38.45	PASS
Band5	10	20525	25	#Mid	16QAM	22.83	0.3	23.13	38.45	PASS

Band5	10	20525	25	#Max	16QAM	22.90	0.3	23.20	38.45	PASS
Band5	10	20525	50	#0	16QAM	22.87	0.3	23.17	38.45	PASS
Band5	10	20600	1	#0	QPSK	25.01	0.3	25.31	38.45	PASS
Band5	10	20600	1	#Mid	QPSK	25.05	0.3	25.35	38.45	PASS
Band5	10	20600	1	#Max	QPSK	25.06	0.3	25.36	38.45	PASS
Band5	10	20600	25	#0	QPSK	23.90	0.3	24.20	38.45	PASS
Band5	10	20600	25	#Mid	QPSK	23.91	0.3	24.21	38.45	PASS
Band5	10	20600	25	#Max	QPSK	23.92	0.3	24.22	38.45	PASS
Band5	10	20600	50	#0	QPSK	23.94	0.3	24.24	38.45	PASS
Band5	10	20600	1	#0	16QAM	23.78	0.3	24.08	38.45	PASS
Band5	10	20600	1	#Mid	16QAM	23.69	0.3	23.99	38.45	PASS
Band5	10	20600	1	#Max	16QAM	23.65	0.3	23.95	38.45	PASS
Band5	10	20600	25	#0	16QAM	22.88	0.3	23.18	38.45	PASS
Band5	10	20600	25	#Mid	16QAM	22.85	0.3	23.15	38.45	PASS
Band5	10	20600	25	#Max	16QAM	22.89	0.3	23.19	38.45	PASS
Band5	10	20600	50	#0	16QAM	22.89	0.3	23.19	38.45	PASS