MODEL NUMBER: VOBBLE VP2025A

COUNTRY OF MANUFACTURE: CHINA

FOR AGES: 6–12 YEARS

VOBBLE

INTERACTIVE AUDIO PLAYER

USER MANUAL

WELCOME TO THE VOBBLE WORLD

Hello there!

Meet Vobble, your pocket-sized gateway to a universe of stories, games, and musical fun. Let's embark on this exciting journey together! Use this manual to get to know your Vobble

Or you can get bite-sized walkthroughs here!

What's Inside the Box?

- 1 x Vobble Interactive Audio Player
- 1 x C-type Charging Dock
- 1 x Device Cover
- 1 x Camera Cover
- 1 x Lanyard
- 1 x User Manual (that's this booklet!)
- 1 x Warranty Card
- 1 x Vobbleverse Map (to explore the features)
- Stickers (for your map and device) Or have fun with it!

MEET YOUR VOBBLE

POWER BUTTON

To turn the device ON/OFF: Press and hold the power button for 3 seconds to turn your device ON/OFF

Lock/unlock screen: Single press the power button to lock or unlock your screen

MIC

The mic lets kids talk to characters, answer questions, and create stories using their voice

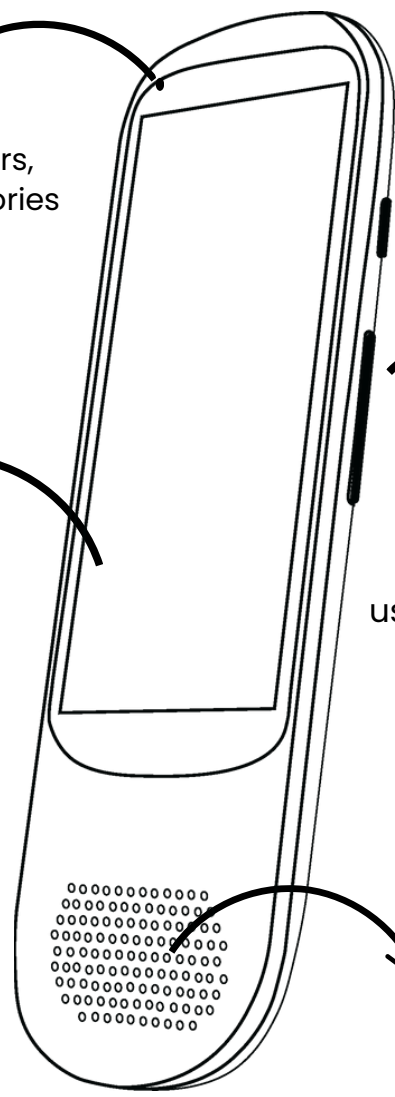

VOLUME ROCKER

Increase or decrease the volume using the volume rocker on the side

TOUCHSCREEN

3.4-inch LCD touchscreen for easy navigation

FRONT FACING SPEAKERS

Enjoy stories and songs directly from the Vobble device

MEET YOUR VOBBLE

USB-C Port

Power up Vobble quickly and easily, for hours of uninterrupted fun!

FYI: You can also plug in your favorite headphones for a personal audio experience

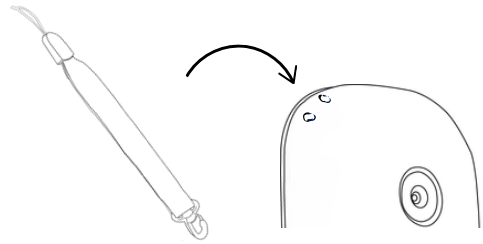

LANYARD EYELET

Clip it, wear it, or hang it up—your adventures just got portable!



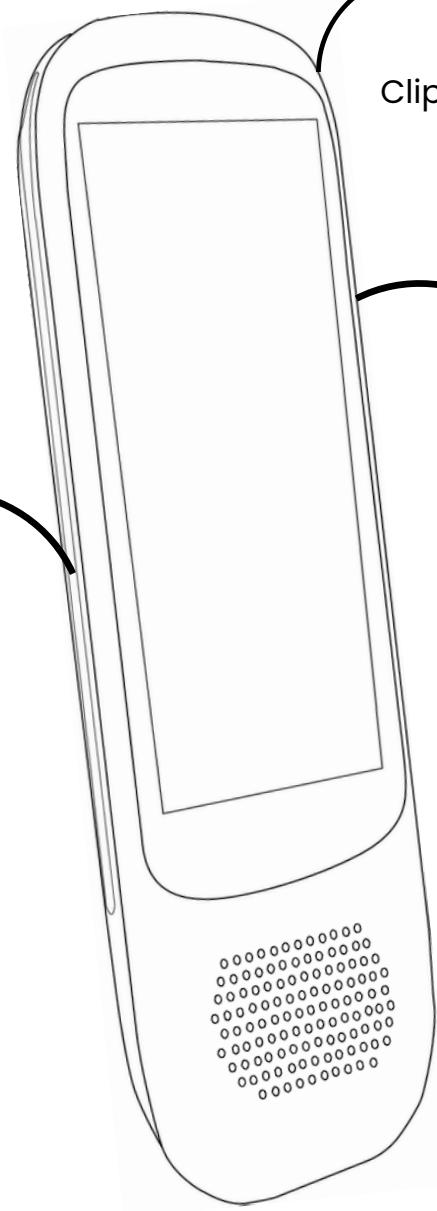

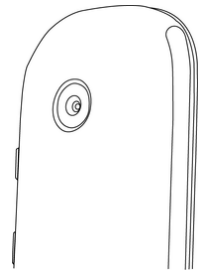

CAMERA

Snap a pic (or two!) to add a little extra fun to your stories

VOB GLOW

Stay in the know—it shows your charging status, flashes with the volume level and more

CHARGING YOUR VOBBLE

CHARGING YOUR DEVICE

Like you, even your Vobble needs a little rest and relaxation sometimes

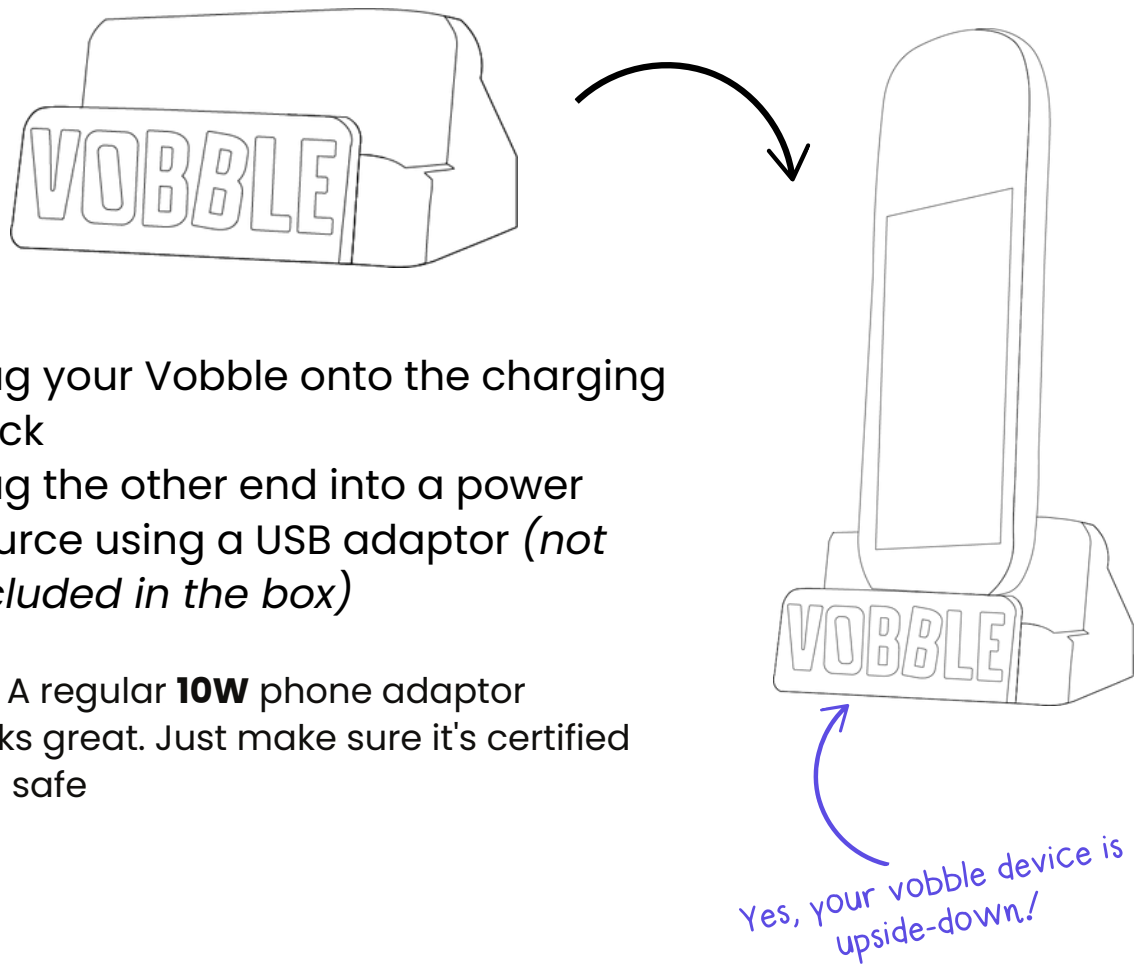

- Plug your Vobble onto the charging dock
- Plug the other end into a power source using a USB adaptor *(not included in the box)*

Tip: A regular **10W** phone adaptor works great. Just make sure it's certified and safe

SETTING UP YOUR VOBBLE

Download the Vobble Connect App

- Find Vobble Connect on the App Store or Google Play Store on your phone

Scan to download

Create Your Account

- Enter your name, email, and a password, or sign up using Google or Apple
- Keep an eye out for a 6-digit OTP sent to your mail inbox—enter it to verify

Pair Your Vobble Device

- Turn on the Vobble device and connect it to Wi-Fi
- Tap on 'Pair Device' on the Vobble Connect App on your phone
- On successfully connecting to Wi-Fi, you'll see a pairing code on the screen. Enter this code in the app to complete the sync

SETTING UP YOUR VOBBLE

Create your child's profile

Once the device is paired, the app will prompt you to set up your child's profile:

- **First Name** or Nickname
- **Birth Year** & Month
- **Your Preferred Gender**

This helps Vobble recommend stories, games, and characters your child will love.

Complete verification

As a **COPPA** compliant product, we require your consent to ensure that your child is able to use Vobble to its full potential.

Read through the **terms and conditions** and give us your go ahead. Verification requires a token payment.

Unlocks additional content for your child!

Explore the Dashboard

Once the setup is complete, you can:

- **Track** listening time, favorites, and habits
- **Manage** purchases and devices
- **Update** your preferences anytime

VOBBLE FEATURES

All set up? Awesome!
Now it's time to dive into the fun—explore Vobble's four magical features: Listen, Play, Create, and Explore.

Cool adventures await!

Use your Vobble device homepage to scan the QRs on the Map and take a peek at all the features!



WARNINGS & SAFETY INSTRUCTIONS

At Vobble, we take fun and safety seriously.

Every beep, boop, and button is designed with kids in mind—safe sounds, secure play, and zero worries.

Just a few simple rules to keep every adventure safe and sound!

DATA & AI SAFETY

- **Powered by Trusted AI:** Some Vobble features use kid-safe AI sourced from OpenAI and ElevenLabs, so they require an internet connection. These AI tools are carefully vetted, super secure, and designed to spark imagination without ever wandering the open web.
- **Private Conversations:** When your child interacts with a character, their inputs are used only to generate a fun response.
- **Auto-Delete Promise:** These inputs are stored temporarily for a better experience and are securely deleted after 30 days.
- **Totally Kid-Safe:** No ads, no open browser access, no surprises. Just secure, screen-free fun.

Note: *Vobble features use multiple protection layers including custom NLP packaging and world-class third party moderation tools to ensure safety and privacy of users.*

Responses generated by AI may occasionally be incorrect or misleading.

WARNINGS & SAFETY INSTRUCTIONS

SAFETY INSTRUCTIONS

- **Parental Controls:** Manage settings via the Vobble Connect App.
- **No Open Browser Access:** Ensuring a safe environment for kids.

WARNING & CAUTIONS

- **Choking Hazard:** Contains small parts; not suitable for children under 3.
- **Keep Dry**: Vobble isn't a fan of water—avoid immersing it.
- **Temperature**: Keep away from extreme heat or open flames.
- **Charging:** Use only the provided or certified charging accessories.

CARING FOR YOUR VOBBLE

- **Cleaning:** Wipe with a soft, dry cloth.
- **Avoid Chemicals:** No harsh cleaners, please.
- **Storage:** Store in a cool, dry place when not in use.

Ps: Keep that device cover on

Need help? For troubleshooting tips, visit https://vobble.us or check the **Troubleshooting Section** in the Vobble Connect App on your phone.

Still stuck? Reach out to our friendly team at support@vobble.com — we've got your back.

TECHNICAL SPECIFICATIONS

Battery Life	Upto **6 Hours** of Playback
Storage	**32GB** Onboard Memory
Audio Output	**2.2W** Mono Speaker
Connectivity	• USB-C Port • Wi-Fi: Dual-Band Support • Bluetooth Connectivity • In-built SIM with Data Connectivity (1 month data free*)
Camera	**8MP** Camera
Light	**24 LED** Light Panel

**SIM-based connectivity is included for the first month. To continue using mobile data after that, a separate data plan can be purchased.*

Federal Communication Commission Interference Statement
FCC ID: 2BPBE-VP2025A

This device complies with Part 15 of the FCC Rules. Operation is subject to the following two conditions: (1) This device may not cause harmful interference, and (2) this device must accept any interference received, including interference that may cause undesired operation.

This equipment has been tested and found to comply with the limits for a Class B digital device, pursuant to Part 15 of the FCC Rules. These limits are designed to provide reasonable protection against harmful interference in a residential installation. This equipment generates, uses and can radiate radio frequency energy and, if not installed and used in accordance with the instructions, may cause harmful interference to radio communications. However, there is no guarantee that interference will not occur in a particular installation. If this equipment does cause harmful interference to radio or television reception, which can be determined by turning the equipment off and on, the user is encouraged to try to correct the interference by one of the following measures:

-Reorient or relocate the receiving antenna.
-Increase the separation between the equipment and receiver.
-Connect the equipment into an outlet on a circuit different from that to which the receiver is connected.
-Consult the dealer or an experienced radio/TV technician for help.

FCC Caution: Any changes or modifications not expressly approved by the party responsible for compliance could void the user's authority to operate this equipment.

Radiation Exposure Statement:

This device meets the government's requirements for exposure to radio waves.
This device is designed and manufactured not to exceed the emission limits for exposure to radio frequency (RF) energy set by the Federal Communications Commission of the U.S. Government.

The exposure standard for wireless device employs a unit of measurement known as the Specific Absorption Rate, or SAR. The SAR limit set by the FCC is 1.6W/kg. Tests for SAR are conducted using standard operating positions (5mm) accepted by the FCC with the device transmitting at its highest certified power level in all tested frequency bands.

To maintain compliance with radio frequency exposure guidelines and limits, keep the VOBBLE INTERACTIVE AUDIO PLAYER at least 5 mm away from your body. When you carry the VOBBLE INTERACTIVE AUDIO PLAYER on your body, use only accessories equipped with an integrated belt clip that are supplied or approved by the manufacturer. If you use a body-worn accessory not supplied by the manufacturer, verify that the accessory does not contain metal and keep the VOBBLE INTERACTIVE AUDIO PLAYER at least 5 mm from your body.